



2018 Annual Report

Athens County Department of Job and Family Services

MISSION

Our mission – as the employees of the Athens County Department of Job and Family Services, we have been charged with the most serious and important responsibility in government, that of helping fellow citizens who experience the despair of poverty, hunger, homelessness and ill health. We believe that our programs represent the conscience of society and that our strength lies in seeking a decent life for all.

VISION

Athens County Department of Job and Family Services endeavors to be the epicenter of collaborative efforts that:

- Collaborate with and lead social service agencies, businesses, government agencies, families and our community stake holders in the struggle against poverty, hunger, homelessness and ill health.
- Offer guidance and support to those Athens County residents whom we serve, in a compassionate, caring and non-judgmental manner.

2018 SFY Financial Statement Expenditures

Medicaid	\$ 119,659,049.56
Food Assistance	\$ 12,678,878.00
Direct Services	\$ 5,739,975.88
Ohio Works First (OWF) Cash Assistance	\$ 2,039,507.00
CSEA administrative costs	\$ 2,329,702.17
Contract Services	\$ 2,055,149.35
Public Assistance administrative costs	\$ 1,842,149.92
Preventive, Retention, Contingency (PRC)	\$ 400,046.93
Workforce Innovation & Opportunity Act (WIOA)	\$ 673,302.56
CCMEP TANF	\$ 881,527.49
Total Expenditures SFY 2018	\$ 148,229,288.86



Athens County Department of Job and Family Services, 13183 St. Rt. 13, Millfield, OH 45761 • (740) 797-2523

Customer Service: 1-844-640-6446 • Online at: benefits.ohio.gov Visit our website: www.jfs.athensoh.org

County Commissioners: Lenny Eliason, Charlie Adkins, Chris Chmiel · Executive Director: Scott Zielenski

FAMILY & ADULT ASSISTANCE SERVICES




18,189

AVERAGE MONTHLY
RECIPIENTS OF MEDICAID



9069

AVERAGE MONTHLY
RECIPIENTS OF FOOD ASSISTANCE



899

AVERAGE MONTHLY RECIPIENTS
OF OHIO WORKS FIRST

CHILD CARE SERVICES




143

AVERAGE MONTHLY CHILDREN
RECEIVING CHILD CARE ASSISTANCE



26

AVERAGE MONTHLY CHILD CARE CENTERS
& PROVIDERS BENEFITED FROM
CHILD CARE ASSISTANCE



\$703,609.83

PAID TO CENTERS & PROVIDERS
TO SERVE CHILDREN

WORKFORCE DEVELOPMENT



285

EMPLOYER CONTACTS



\$263,567

EMPLOYMENT & TRAINING
SUPPORTIVE SERVICES



11,297

PARTICIPANTS VISITED AT
OHIO MEANS JOBS – ATHENS COUNTY

ADULT PROTECTIVE SERVICES



89

ADULT PROTECTIVE
SERVICES INVESTIGATIONS

TRANSPORTATION



1208

ACDJFS NON-EMERGENCY
TRANSPORTATION ONE-WAY
TRIPS SCHEDULED

VOTER REGISTRATION



435

TOTAL VOTER
REGISTRATIONS

CHILD SUPPORT ENFORCEMENT AGENCY SERVICES




579

WALK-IN CLIENTS
SERVED




698

COURT HEARINGS
HELD



9137

TOTAL CALLS RECEIVED
BY CSEA UNIT



\$4,836,537.58

TOTAL CSEA
COLLECTIONS

