



# ANNUAL REPORT 2021/2022

## Athens County Department of Job & Family Services

13183 State Route 13  
Millfield, Ohio 45761  
(740)797-2523  
[www.jfs.athensoh.org](http://www.jfs.athensoh.org)



# MISSION AND VISION

**Our Mission** as the employees of the Athens County Department of Job and Family Services, we have been charged with the most serious and important responsibility in government, that of helping fellow citizens who experience the despair of poverty, hunger, homelessness and ill health. We believe that our programs represent the conscience of society and that our strength lies in seeking a decent life for all.



**Our Vision** at Athens County Department of Job and Family Services is to play a crucial role in the success of our mission and to ultimately assist in filling the workforce gap of Athens County and assisting our clients to self-sufficiency. No matter the division, or unit, every employee is committed to the highest level of customer service to positively impact the communities we serve and ensure individuals and families find the resources needed to improve their lives.

**Our Agency** is considered a triple agency with public assistance, child support enforcement and workforce development all under Athens County Department of Job and Family Services. Our funding is a combination of local, state and federal funds. Our federal monies come from three agencies, the Department of Health and Human Services, the Department of Agriculture and the Department of Labor. Our programs are designed to help individuals and families in need to battle poverty, hunger, homelessness and health insurance needs.



# INCOME Maintenance

Food | Medical | Cash

**2,536**

New Applications



**9,179** SNAP Individuals



**5,003** SNAP Households

**17,659**

Medicaid Individuals



**296** TANF

Ohio Works First  
Households Served



**61** TANF

Work Required





# SOCIAL SERVICES

## Transportation

**NET Individuals** 1,270  
**NET One-Way Trips** 4,722  
**Partner Providers**  
**Individuals** 4,080  
**Partner Providers**  
**One-Way Trips** 23,799

**362**  
**Prevention, Retention &  
Contingency (PRC)  
Approved**

**1121**  
**Covid Prevention,  
Retention &  
Contingency (PRC)  
Applications Approved**

## Child Care

**Households Served** 87  
**Children Served** 175  
**Current Providers** 19  
**Applications Processed** 188

---

**287**  
**Adult Protective Service  
Information & Referrals**

**127**  
**Adult Protective Service  
Investigations**

**601**  
**Full Belly Food Boxes**  
**359**  
**Catholic Food Boxes**

**7,372**  
**Help Desk Calls**  
**7,484**  
**Walk-Ins**

**1,947**  
**Applications Screened**  
**207**  
**HealthCheck Forms**  
**148**  
**New Pregnant Clients**



# FINANCIAL SUMMARY

SFY22 Annual Report	
TANF SUMMER YOUTH	\$35,799
Housing	\$47,766
Utilities	\$47,181
BTSB	\$83,015
Kinship	\$92,146
COVID-PRC	\$389,686
Domestic Violence	\$4,265
Gasoline	\$790
TANF Work Allowance	\$18,871
TANF Contracts	\$185,188
PRC Employment	\$9,627
Other	\$194,637
CCMEP TANF	\$433,372
FSET (Re-Entry)	\$25,598
Stimulus APS	\$37,244
Employment Incentive Program	\$62,497
Senior Emergency Assistance	\$26,791
WIOA Adult	\$340,560
WIOA Dislocated Worker	\$131,240
WIOA Youth	\$694,205
RESEA	\$31,156
Opioid	\$76,058
Business Resource Network	\$54,880
Pre-Apprentice Program	\$14,048
Employment Recovery Program	\$35,908

Note: Fiscal year for 2021 is July 1, 2020 to June 30, 2021 and for 2022 July 1, 2021 to June 30, 2022

# SOCIAL SERVICE SUMMARY

July 1, 2021-June 30, 2022

SNAP Food Assistance	5003 Households Served
Ohio Works First Cash Assistance	296 Households Served
Medicaid Assistance	17,659 Recipients Enrolled
Child Care Households Served	87 Households served
Child Care Assistance	175 Children served 188 Applications Received 128 Applications Approved 1 New Providers 19 Number of Current Providers
PRC – Prevention, Retention & Contingency Benefits <i>Housing Assistance; Utility Assistance; Employment Assistance; Kinship Caregiver Assistance; Education &amp; Training; Transportation; Covid PRC</i>	362 Approved 1121 Covid PRC Applications Approved
Food Box Distribution	359 Catholic Food Boxes Distributed 601 Full Belly Food Boxes Distributed
APS - Adult Protective Services	127 Cases Investigated 287 Information & Referrals 48 Open Cases 79 Closed Cases

Transportation Services <i>(NET – Non-Emergency Transport)</i>	1270 ACDJFS NET individuals 4722 ACDJFS NET one-way 4080 Partner Providers Individuals 23,799 Partner Providers One-way
Healthchek	207 Healthchek Forms Received 46 Written Contacts 208 Phone Contacts 33 Referrals to Other Agencies
Pregnancy Related Services	148 New Pregnant Clients 225 Newborns 355 Written Contact 90 Pregnancy Risk Assessment Forms 7 Referrals to Other Agencies
Fraud Investigations – Benefit Recovery	Amount Collected/Received \$42,261.90
Help Desk	7372 Total Calls 1947 Total Applications Screened 7484 Total Walk-Ins

# CHILD SUPPORT ENFORCEMENT SUMMARY


Child Support Collected	\$4,686,132.17
Number of Active Child Support Cases	5474
Court Hearings Held	699
Entries Completed	725
New Orders Received	925
New Orders Processed	1032
Total Number of Walk-Ins	359
Total Number of Phone Inquires	5316
Applications Received	1775
Applications Processed	1754

# HUMAN RESOURCE SUMMARY

Total Number of Staff	84
Administration	6
Human Resources/IT	7
Maintenance	3
Transportation	9
Child Support	14
Social Programs	10
OhioMeansJobs-Athens County	7
Public Assistance	24
Fiscal	4



# WORKFORCE Development



**391**

Career Service  
Appointments



Assisted

**420**

With Job  
Services



**313**

Résumés  
Completed



## Workforce Innovation Opportunity Act

Youth Graduates: 25

Adult Graduates: 29

GED Graduates: 7

**80 New**  
Aspire Students



## Athens County

A proud partner of the  
American Job Center network

### FY 2021-2022 General Statistics

July 1, 2021 - June 30, 2022

On-Site Visitors

Employer Outreach

#### Job Center Service Counts

Job Counselor Appointments	331
Resume Assistance	313
Job Search Assistance	420
Reported Employment	112
OMJ Registration	173

#### Aspire Program

Number of New Students	80
Total Student Hours	1,247
Total Student Sessions	933
Total Students Earning GED	7

#### Workforce Innovation Opportunity Act

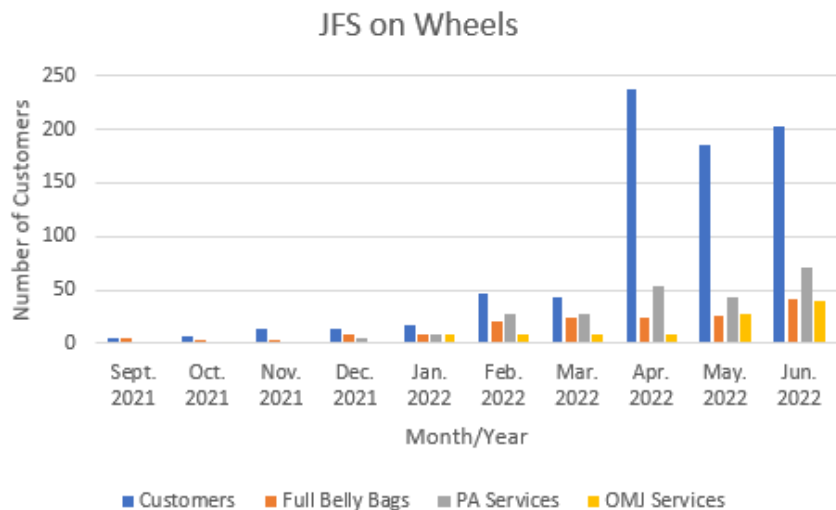
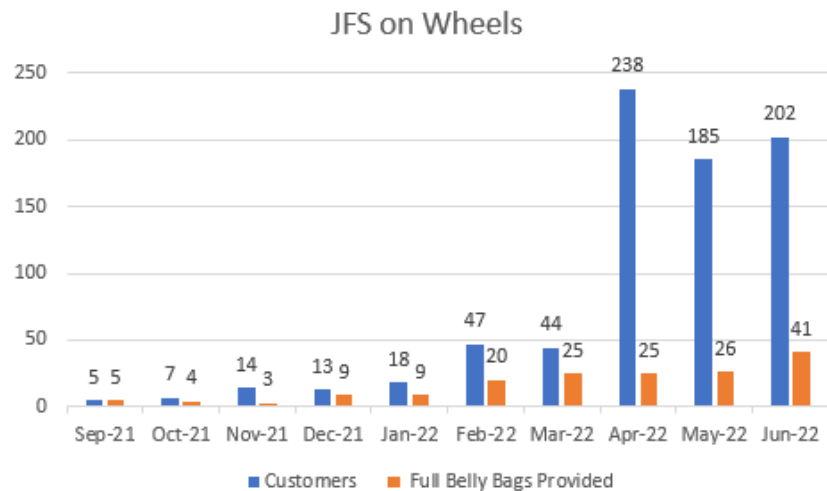
WIOA Youth	70
In-School	27
Out-of-School	43
WIOA Youth Graduates	25
WIOA Adult Graduates	29
WIOA Dislocated Workers	6
Dislocated Workers Graduated	2
Ongoing Training Monthly Average	3
WIOA Adults Graduated	14
Ongoing Training Monthly Average	19

#### Comprehensive Care Management and Employment

Program (ages 14-24)	
Required Participants In-School	0
Required Participants Out-of-School	25
Volunteer Participants In-School	6
Volunteer Participants Out-of-School	1
Participants employed	16
PRC Issued	96
Incentives	23

Ex-Offenders Monthly Average Caseload	30
Total Number of Client Consultations	1148

# JFS ON WHEELS





## Athens County Board of County Commissioners



**Lenny Eliason**



**Chris Chmiel**



**Charlie Adkins**

## Athens County Department of Job and Family Services Leadership



**Jean Demosky**  
**Executive Director**



**Tracy Helber**  
**Chief Financial Officer**



**Tami Collins**  
**Work Advancement Director**



**Jason Terry**  
**Public Assistance Director**





Athens County Department of Job and Family Services

*Kindness Changes Everything*