

CITY OF BRADBURY GROUND COVER ORDINANCE COMPLIANCE

The City of Bradbury Municipal Code Sections No. 9.109.030 and 9.109.035 specify ground covering requirements in all large non-paved areas, with some exceptions. The intention is to prevent large areas of barren soil, weed growth, erosion on slopes, and to maintain a high aesthetic quality throughout the City. Ground covers are defined as “properly maintained vegetative growth, decorative rock, artificial turf, or fire-resistant bark or wood mulch”. Areas exempted from the ground cover requirement include:

- (1) Driveways, walkways, ADA access paths of travel, and architectural accessories;
- (2) Areas shaded by native oak or pine trees or naturally covered by mulch from such trees;
- (3) Equestrian training and stabling areas regularly used for that purpose;
- (4) Terrain with hillside slopes in excess of 25 percent;
- (5) Orchards;
- (6) Gardens in between regular plantings.






In addition to the above, the City has a Water Efficient Landscape Ordinance, Sec. 9.121.010. This requires that all projects needing a building permit must conform to water-conserving landscape and irrigation practices, and serves as a model for residents wishing to implement water-saving measures on their own properties.

Lastly, the Los Angeles County Fire Department has Fuel Modification regulations and recommendations related to various plant species to control and moderate flammability, with minimum distances from structures that certain species can be planted.

The City recommends the following measures to ensure that ground covers will meet all of the above requirements and be successful:

- Plan ahead and lay out edges of areas where various types of ground covers will be installed.
- Make sure all areas to be planted with living ground covers have water-efficient irrigation systems.
- Limit lawn to areas where it will be used for activities, not just for decoration – normally not more than 15% to 20% of the landscape.
- Select plant species that are moderate or low water use; go to the Water Use Classification of Landscape Species (WUCOLS) website, Plant Search Database, to look up ratings for plants being considered.
- Do not use lawn or shallow-rooted plants like Iceplant on slopes; use spreading, deeper-rooted, erosion-controlling plant species.
- Areas that are in full sun will require different ground cover plants than areas that are shady; most plant species will not do well in both conditions.
- Areas under Oak tree canopies should not have planting or irrigation within 10’ of the trunks to prevent diseases that can kill the trees. Low water use planting only (no lawn) may be used in areas from 10’ out to edges of Oak canopies.
- Check L.A. County Fire Department guidelines on fuel modification and make sure plant species you are considering are acceptable; go to the Los Angeles County Fire Department Forestry Fuel Modification website, Resources and References, Plant Selection Guidelines.
- A 2”-3” thick layer of bark/wood mulch is recommended in all landscape areas and on non-planted, relatively level ground to retain soil moisture, prevent weed growth, and add organic material to the soil as it breaks down. Discourage gardeners from using leaf blowers in mulched areas, to prevent mulch from being blown away.
- Gravel or compacted decomposed granite may be used for pathways, driveways, or informal patio areas; gravel is not recommended for front yards where it may be scattered into the street. Loose, uncompacted decomposed granite can be installed as mulch in desert-style landscapes.
- Artificial turf is permitted on certain portions of the property; contact the City for details on where artificial turf may and may not be used.

GROUND COVER LEGEND:

-  SUNNY SLOPED AREAS
-  SUNNY FLAT AREAS
-  SHADY FLAT AREAS
-  SHADY AREA UNDER OAKS
-  LAWN

CITY OF BRADBURY RECOMMENDED GROUND COVERS

BOTANICAL NAME	COMMON NAME	WATER USE	HEIGHT & WIDTH AT MATURITY (3-5 YEARS)
Slope Areas for Erosion Control			
<i>Baccharis pilularis</i> 'Pigeon Point' ^	Dwarf Coyote Brush	Mod./Low	2' H x 8' W
<i>Bougainvillea</i> 'Crimson Jewel' or 'Ooh La La' ^	Bougainvillea hybrids	Mod./Low	2' H x 10' W
<i>Ceanothus griseus horizontalis</i> 'Yankee Point' ^^	Yankee Point Ceanothus	Mod./Low	3' H x 10' W
<i>Cotoneaster dammeri</i> 'Coral Beauty' or 'Lowfast' ^	Bearberry Cotoneaster	Moderate	8" H x 10' W
<i>Grevillea lanigera</i> 'Prostrata' ^	Prostrate Grevillea	Mod./Low	2' H x 5' W
<i>Juniperus chinensis</i> or <i>horizontalis</i> ^	Ground Cover Juniper	Mod./Low	up to 2' H x 8' W
<i>Lantana montevidensis</i> - regular or 'White Lightning' <	Purple or White Trailing Lantana	Mod./Low	2' H x 5' W
<i>Lonicera japonica</i> 'Halliana'	Hall's Honeysuckle	Moderate	2' H x 25' W
<i>Myoporum parvifolium</i>	Prostrate Myoporum	Moderate	6" H x 8' W
<i>Rosmarinus officinalis</i> 'Huntington Carpet' ^	Huntington Carpet Rosemary	Low	18" H x 6' W
Flat Sunny Areas			
<i>Achillea millefolium</i> or hybrids *	Common Yarrow	Mod./Low	2' H x 3' W
<i>Delosperum</i> species (do not use on slopes)	Iceland	Low	6" H x 2' W
<i>Dymondia margaretae</i>	Dymondia	Mod./Low	3" H x 18" W
<i>Erigeron karvinskianus</i> ^	Santa Barbara Daisy	Moderate	18" H x 3' W
<i>Gaillardia x grandiflora</i> 'Goblin'	Blanket Flower hybrid	Mod./Low	1' H x 2' W
<i>Gazania</i> 'Mitsuwa'	Trailing Gazania hybrid	Moderate	8" H x 4' W
<i>Lantana</i> 'Spreading Sunshine' <	Yellow Shrub Lantana	Mod./Low	2' H x 6' W
<i>Lessingia filanginifolia</i> 'Silver Carpet' *	Silver Carpet	Low	6" H x 4' W
<i>Phyla nodiflora</i>	Kurapia or Lippia	Mod./Low	6" H x 20" W
<i>Pelargonium peltatum</i>	Ivy Geranium	Moderate	18" H x 4' W
<i>Rosa</i> 'Flower Carpet' varieties	Flower Carpet Rose	Moderate	2' H x 5' W
<i>Salvia</i> 'Mrs. Beard' or 'Bee's Bliss' *<	Mrs. Beard/Bee's Bliss Sage	Low	2' H x 5' W
<i>Senecio mandraliscae</i>	Blue Chalk Sticks	Low	18" H x 2-1/2' W
<i>Teucrium x lucidrys</i>	Germander (ground cover type)	Mod./Low	1' H x 2' W
Flat Shady Areas			
<i>Coprosma repens</i> 'Marble Queen' or 'Pink Splendor' ^	Mirror Plant hybrids	Moderate	2' H x 5' W
<i>Coprosma kirkii</i> ^	Trailing Coprosma	Moderate	1' H x 6' W
<i>Nandina domestica</i> 'Harbor Dwarf', 'Gulf Stream'	Heavenly Bamboo dwarf hybrids	Moderate	2'-3' H x 4' W
<i>Salvia spathacea</i> *<	Hummingbird Sage	Low	18" H x 2' W
<i>Trachelospermum jasminoides</i>	Star Jasmine	Moderate	2' H x 10' W
Planting Under Oak Trees - 15' from trunk to edge of canopy			
<i>Arctostaphylos</i> 'Pacific Mist' or 'John Dourley' ^^	Manzanita hybrids	Mod./Low	2' H x 8' W
<i>Heuchera</i> 'Santa Ana Cardinal'	Coral Bell's hybrid	Moderate	
<i>Mahonia aquifolium</i> 'Compacta', <i>repens</i> *, or 'Orange Flame' <	Compact Oregon Grape	Mod./Low	18" H x 4' W
<i>Mimulus aurantiacus</i> *<	Sticky Monkey Flower	Low	3' H x 4' W
<i>Rhamnus californica</i> 'Mound San Bruno'	Coffeeberry hybrid	Mod./Low	4' H x 6' W
<i>Ribes viburnifolium</i> *<	Catalina Currant	Mod./Low	3' H x 10' W
Ornamental Grasses for Accent or Low Foot Traffic Areas			
<i>Carex pansa</i> *	California Meadow Sedge	Moderate	10" H x 16" W
<i>Festuca californica</i> or 'Siskiyou Blue' *<	California or Blue Fescue hybrid	Low	2' H x 2' W
<i>Muhlenbergia capillaris</i> or <i>pubescens</i> <	Pink Muhly, Blue Mexican Muhly	Moderate	3' H x 6' W

^ Do not use this plant species less than 30' from structure Per L.A. County Fire Dept. standards
 < Do not use this plant species less than 10' from structure Per L.A. County Fire Dept. standards
 *California native species or native hybrid

