



DEPARTMENTAL MONTHLY REPORTS

APRIL 2023




TABLE OF CONTENTS

AVIATION

Aviation	04
----------------	----

BUILDING SAFETY

Building Safety	12
Code Enforcement	
Building Permits	

CITY SECRETARY/CITY HALL

Legislative History	27
Records Processing	
Passports Processing	
Vital Statistics	
City Hall:	
Bids, RFQs, and RFPs	
Postage Processing	

GRANTS ADMINISTRATION

Grants Administration	36
-----------------------------	----

COMMUNICATIONS AND MEDIA

Social Media	45
--------------------	----

ENGINEERING

Engineering	91
-------------------	----

FINANCE

Finance	96
---------------	----

FIRE

Fire Suppression.....	204
Fire Prevention	

HUMAN RESOURCES

Human Resources	210
Benefits and Wellness	
Civil Service	
Risk Management	

INFORMATION TECHNOLOGY

Information Technology218

LIBRARY AND CULTURAL ARTS

Library and Cultural Arts221

MUNICIPAL COURT

Municipal Court228

PARKS AND RECREATION

Parks and Recreation231
World Birding Center
Edinburg Golf Courses

PLANNING & ZONING

Planning & Zoning248

POLICE

Police251

PUBLIC WORKS

Public Works260

SOLID WASTE MANAGEMENT

Solid Waste Management263


UTILITIES

Systems265
Water Plant
Wastewater Plant

NON CITY DEPARTMENT REPORTS

Boys & Girls Clubs of Edinburg-RGV270
Edinburg Chamber of Commerce284
Hidalgo County Historical Museum324


AVIATION



Fuel Sales

April 2023 total: \$90,614.91

Fuel prices: Jet-A+ \$6.02 full service 100LL \$6.52 self-service



Airport Activities

Equipment Operator:

- Airfield and perimeter inspections
- Vehicles and equipment inspections
- Airside and landside mowing
- Airfield pond pumping
- Wildlife hazard mitigation
- Runway lighting and navaid maintenance
- training

Line Service Technician:

- Fuel truck inspection
- Fuel flow gallonage report
- Fuel sales invoices
- City and courtesy vehicles inspections
- Runway inspections
- Fuel inventory reports
- Unicom communication with air traffic
- Aircraft ground handling line services including marshaling, refueling, baggage handling

Other:

- Aircraft operations statistics including arrivals, departures, and touch & go
- Bulk fuel purchases and receipts up to 7,700 gallons
- Recurring fuel & filtration quality control testing including Millipore
- Aeronautical and non-aeronautical customer interaction
- City buildings maintenance and repairs – terminal, hangars, offices
- NOTAM initiation/cancellation
- Area weather monitoring
- Recurring rotor wing and fixed wing medevac operations including Driscoll Children's Hospital
- Edinburg PD marked unit daily post during business hours
- Airport security – contract vendor officer
- Received from vendor AARC: Tier II report verification submittal to TCEQ
- Wildlife mitigation efforts
- Aircraft take-offs and landings total: **715**

Airport Meetings & Events

Meetings:

“Where we plan for the future...”

- DoA admin team “Morning Flight” meetings
- PIPAC meeting - Eddie
- Directors meetings - Eddie
- CoE Internal Marketing Meetings – Eddie
- Rock’N’Roll team meeting -Eddie
- DOA recurring safety and staff meetings



Events:

- AARC recurring SWPPP compliance inspection
4/3 – R.A.M.P. Grant quarterly submittal – Cassie, Rita, Eddie
4/3 – Visit w/ Ronnie from Chamber of Commerce – Cassie, Eddie
4/5 – Budget Transfer – Rita
4/5 – AARC Inspection – Eddie, Cassie, Rita
4/6 – DPS Meeting w/ Dr. Phil & Orlando Garcia – Eddie, Cassie
4/11 – Human Resources Training – Eddie
4/11 – Fire Department Training – All Staff
4/12 – 4/14 Texas Aviation Conference – Eddie
4/12 – Human Resource Training – Cassie
4/14 – Internal EEO Investigations Training: Harrassment – Cassie
4/14 – Titan Refueler Truck filter change – Cassie, Rita
4/14 – Go Blue for Child Abuse Prevention photo – Cassie, Rita
4/18 – The Wall that Heals @ Edinburg Airport – All Staff
4/19 – Leadership Edinburg 34 Session – Cassie, Eddie
4/20 – TSI Inspire – Cassie, Rita
4/21 – AARC Meeting – Cassie
4/21 – Classification & Compensation Study: Admin Issues – Eddie
4/25 – Meeting w/ Roger and Rogelio Gonzalez - Eddie
4/26 – Edinburg FD Push-in Ceremony – Eddie
4/26 – Building Financial Strength Class – Alexis
4/27 – Building Financial Strength Class – Cassie



Projects!

****update****

**DPS new hangar
construction is now in
progress**



\$180,000

**From the Texas Department
of Transportation to study
the drainage infrastructure
at the South Texas
International Airport at
Edinburg**

****update****

Surveying in progress

Ongoing Projects



****update****
AWOS III PT replacement
June 2023



Rotating Beacon

****Pending****

**Preventive
Maintenance
TBD**

**EBG's guests, returning and
itinerant customers....**



CESSNA 510



CESSNA 150



CESSNA CITATION CJ3



HAWKER 800XP



DASSAULT FALCON 2000



Upcoming Events


Employment opportunity:

Lead Line Service Technician - 1 vacancy

Next Aviation Advisory Board Meeting:

May 11, 2023 airport terminal conference room

BUILDING SAFETY



**CITY OF EDINBURG
BUILDING SAFETY
CALENDAR YEAR REPORT
MONTH OF APRIL, 2023**

PERMITS (No.)	THIS MONTH	THIS MONTH LAST YEAR	THIS YEAR TO DATE	LAST YEAR TO DATE
BUILDINGS	220	156	714	567
PLUMBING	141	118	544	471
ELECTRICAL	142	136	583	538
AIR-CONDITIONING	83	77	284	317
OTHER (HEALTH, GS, IRR.)	297	127	1,294	545
TOTAL	883	614	3,419	2,438
PERMIT FEES (\$)				
BUILDINGS	\$ 104,262.00	\$ 42,091.00	\$ 286,693.00	\$ 137,769.00
PARKLAND	32,250.00	12,300.00	142,050.00	25,800.00
PLUMBING	22,328.00	16,154.00	77,958.00	62,653.00
ELECTRICAL	14,303.00	14,983.00	49,152.00	55,376.00
AIR-CONDITIONING	22,533.00	6,610.00	37,995.00	44,819.00
OTHER (HEALTH, TABC, GS)	10,964.00	16,976.00	45,353.00	64,715.00
TOTAL	\$ 206,640.00	\$ 109,114.00	\$ 639,201.00	\$ 391,132.00
INSPECTIONS (No.)				
BUILDINGS	937	831	3,658	3,667
PLUMBING	526	452	2,189	1,998
ELECTRICAL	396	322	1,671	1,403
AIR-CONDITIONING	235	206	1,099	874
OTHER (HEALTH, CE, CC, IRR)	890	767	3,601	3,129
TOTAL	2,984	2,578	12,218	11,071
PERMIT VALUATIONS (\$)				
NEW HOMES	9,386,275.00	8,126,279.00	36,202,877.00	31,899,310.00
RES. ALTERATIONS	897,168.00	1,232,104.00	4,248,918.00	5,000,274.00
MULTI-FAMILY	7,894,874.00	8,073,450.00	35,794,723.00	11,446,520.00
COMMERCIAL: NEW	33,915,000.00	85,000.00	70,985,372.00	2,620,660.00
COMM. ALTERATIONS	5,158,840.00	471,872.00	17,283,620.00	5,032,701.00
TOTAL	\$ 57,252,157.00	\$ 17,988,705.00	\$ 164,515,510.00	\$ 55,999,465.00

Apr-23

**CITY OF EDINBURG/BUILDING SAFETY
CALENDAR YEAR REPORT
MONTH OF APRIL, 2023
PAGE 2**

HOUSING ADDITIONS

	THIS MONTH	THIS MONTH LAST YEAR	THIS YEAR TO DATE	LAST YEAR TO DATE
NEW CONSTRUCTION SINGLE-FAMILY	46	54	189	191
MOVED IN	3	2	3	3
MOVED OUT & DEMO.	2	2	6	6
ADDITIONS/REMODELS	82	68	268	298

MULTI-FAMILY

	BLDGS.	UNITS	BLDGS.	UNITS	BLDGS.	UNITS	BLDGS.	UNITS
ONE-UNIT BUILDING	0	0	0	0	0	0	1	1
TWO-UNIT BUILDINGS	63	126	40	80	231	460	61	122
THREE/FOUR UNITS	0	0	0	0	0	0	2	8
FIVE OR MORE UNITS	0	0	1	12	1	12	1	12
TOTALS	63	126	41	92	232	472	65	143

COMMENTS:

Apr-23

**CITY OF EDINBURG
BUILDING PERMIT REPORT
ISSUED 04/01/2023 TO 04/30/2023**

COMMERCIAL:

PERMIT #	OWNER	BUSINESS NAME	ADDRESS	LOT	BLOCK	SUBDIVISION	AMOUNT VALUE	SQ FT
BLDC-2022-8193	AARON RIVERA	RIVERA FUNERAL HOME	1300 N I-69C	2		DEUCE MAGNUS	\$1,400,000.00	13,321
BLDC-2023-14239	GONZALEZ ROBERTO & CYNTHIA MONTES	RG TRUCK & TRAILER	100 W MILE 21 RD	4	0	PRALLE	\$120,000.00	677
BLDC-2022-12446	EDINBURG CISD	UTRGV ECISD COLLEGIATE HIGH SCHOOL	1401 E FREDDY GONZALEZ DR	6	270	TEX-MEX SURVEY	\$26,000,000.00	76,000
BLDC-2022-9452	SOUTH TEXAS INTERNATIONAL AIRPORT	SOUTH TEXAS INTERNATIONAL AIRPORT AT EDINBURG	1300 E FM 490 BUILDING 5	1		EDINBURG INTERNATIONAL AIRPORT PH 1	\$5,835,000.00	31,500
BLDC-2022-7659	SCOOTERS COFFEE	SCOOTER'S COFFEE	1803 S MCCOLL RD	C-2		BRENTWOOD MANOR	\$350,000.00	664
BLDC-2023-13944	JUAN E DE ANDA	CENTRAL AUTO SALES NO. 2	2714 E UNIVERSITY DR	4-6	3	GERNENTZ	\$200,000.00	1,359
BLDC-2023-13684	ROBERTO G ELIZALDE	NANA FRANCESCA PIZZERIA	2717 N MCCOLL RD SUITE 1	11	240	TEX-MEX SURVEY	\$10,000.00	1,480
TOTAL:							\$33,915,000.00	

COMMERICAL ADDITIONS/REPAIRS:

PERMIT #	OWNER	BUSINESS NAME	ADDRESS	LOT	BLOCK	SUBDIVISION	AMOUNT VALUE	SQ FT
BLDC-2022-11080	AGUSTIN PEREZ	PEREZ EQUIPMENT LLC	9001 N EXPRESSWAY 281	1	0	MONTE CRISTO HEIGHTS	\$37,000.00	0
BLDC-2023-14370	EDINBURG CONS IND SCHOOL DIST	ESCANDON ELEMENTARY	1100 E TRENTON RD	1	0	E.C.I.S.D. NO. 6	\$798,000.00	0
BLDC-2023-14733	OSCAR SERNA	MEMORIAL MIDDLE SCHOOL	3105 N DOOLITTLE RD	1	0	E.C.I.S.D. NO. 8	\$40,000.00	0
BLDC-2023-14904	PEDRO SALAZAR	FORMER EDINBURG MEDI-PLEX	1615 S CLOSNER BLVD	1	0	ALBERTSONS EDINBURG	\$0.00	25,000
BLDC-2023-15036	PTCAA TEXAS LP	FLYING J TRAVEL CENTER	1305 E MONTE CRISTO RD	1	0	FLYING J TRAVEL PLAZA	\$18,380.00	330
BLDC-2023-15158	JR RAMIREZ	JR RAMIREZ LAW OFFICES	216 W CANO ST	1, 2	274	EDINBURG ORIGINAL TOWNSITE	\$40,000.00	0

BLDC-2023-14290	ALONZO CANTU	DHR UROLOGY CLINIC	2603 MICHAELANGELO DR	4	0	DOCTOR'S CENTER PH 2	\$191,077.00	1,957
BLDC-2023-14373	EDINBURG CONS IND SCHOOL DIST	GUERRA ELEMENTARY	10010 VIA FERNANDEZ ST	1	0	EDINBURG CONSOLIDATED IND SCHOOL DIST NO. 13	\$825,000.00	0
BLDC-2023-14737	CARLOS SWANSON	OFFICE SPACE	1515 S CLOSNER BLVD	10	12	COUNTRY CLUB PLACE	\$280,000.00	5,100
BLDC-2023-14924	DHR HEALTH	DHR ONCOLOGY CLINIC	2717 MICHAEL ANGELO DR 200			DOCTORS	\$263,984.00	4,747
BLDC-2023-15110	DHR HEALTH	DHR ONCOLOGY INFUSION CENTER	2717 MICHAEL ANGELO DR 300			DOCTORS	\$704,497.00	13,573
BLDC-2023-15255	ESK LAND COMPANY LLC	ESK LAND CO LLC	710 N CLOSNER BLVD	10	100	EDINBURG ORIGINAL TOWNSITE	\$30,000.00	0
SIGN-2023-15021	GOODMAN	DIAKIN COMFORT TECHNOLOGIES	301 W OWASSA RD	69	0	KELLY PHARR TRACT	\$6,412.00	0
SIGN-2023-15240	JASMIN DE JESUS	1ST POSITION DANCE STUDIO	2802 S RAUL LONGORIA RD	1	1	RESERVE AT CANTON	\$1,800.00	0
SIGN-2023-15333	KURT BARTON	TRACTOR SUPPLY CO	7135 N EXPRESSWAY 281	1		JW EDINBURG	\$12,000.00	0
SIGN-2023-13809	TRENTON PLAZA	TRENTON CENTER	500 W TRENTON RD	1		TRENTON PLAZA	\$12,000.00	0
SIGN-2023-15099	ADRIAN A QUINTANILLA	ONE OF ONE SNEAKERS CLOTHING	4113 S SUGAR RD SUITE 1	2	0	SUGAR ROAD PROPERTIES	\$800.00	0
SIGN-2023-15285	EXTRA SPACE STORAGE	EXTRA SPACE STORAGE	300 N MCCOLL RD	1		FOUCHEK MEYER	\$10,500.00	0
BLDC-2023-14369	EDINBURG CONS IND SCHOOL DIST	CANTERBURY ELEMENTARY	2821 W CANTON RD	1	0	E.C.I.S.D. UT NO. 3	\$800,000.00	0
BLDC-2023-14732	OSCAR SERNA	SOUTH MIDDLE SCHOOL	601 W FREDDY GONZALEZ DR	5	271	TEX-MEX SURVEY SOUTH JR HIGH	\$40,000.00	0
BLDC-2023-14892	JUAN ALANIS		2218 N HESTER ST APT 2	67		UNION SQUARE	\$1,300.00	0
BLDC-2023-15035		LACKS	2636 S EXPRESSWAY 281	1	0	FAIRHAVEN CROSSING PH 1	\$25,000.00	0
BLDC-2023-15157	JR RAMIREZ	JR RAMIREZ LAW FIRM	222 W CANO ST	1	274	EDINBURG ORIGINAL TOWNSITE	\$40,000.00	0
BLDC-2022-12822	TOTALLY KIDS LEARNING CENTER	TOTALLY KIDS DAY CARE	1703 W OWASSA RD	72	0	KELLY PHARR TRACT	\$5,500.00	1
BLDC-2023-14344	PAUL TRANG	TOP NAILS SPA	2802 S RAUL LONGORIA RD STE 11	1	1	RESERVE AT CANTON	\$25,000.00	1,485
BLDC-2023-14374	EDINBURG CONS IND SCHOOL DIST	VILLARREAL ELEMENTARY	4014 N DOOLITTLE RD	1	0	EDINBURG CONSOLIDATED IND SCHOOL DIST NO. 5	\$825,000.00	0
BLDC-2023-14854	GENESIS GARZA	TGS DAYCARE	4009 N DOOLITTLE RD	1, 2		HILDA	\$1,200.00	0
BLDC-2023-15034	ECISD	EDINBURG NORTH HIGH SCHOOL	3101 N CLOSNER BLVD	1		ECISD NO. 4	\$21,840.00	312

BLDC-2023-15156	JR RAMIREZ	JR RAMIREZ LAW OFFICES	218 W CANO ST	3	274	EDINBURG ORIGINAL TOWNSITE	\$40,000.00	0
BLDC-2023-15407	MELISSA MARTINEZ	BLUEPRINT ACADEMIC INSTITUTION LLC	2618 N MCCOLL RD STE A	10	240	TEX-MEX SURVEY	\$25,000.00	0
SIGN-2023-14792	LINDA GARZA	BAEZER KING FURNITURE	1519 S MCCOLL RD 2	2		WEST MEADOWS PLAZA	\$1,050.00	0
SIGN-2023-14914	TRUE VALLEY	TRU VALLEY NUTRITION	2822 N CLOSNER BLVD	6	0	STONECREST	\$1,200.00	0
SIGN-2023-15138	REYNALDO ELIZONDO	GORILLA GRILL	313 S SUGAR RD	1	0	CAR WASH CAR WASH	\$2,800.00	0
SIGN-2023-15288	EXTRA SPACE STORAGE	EXTRA SPACE STORAGE	300 N MCCOLL RD	7	276	TEX-MEX	\$12,000.00	0
SIGN-2023-15124	SCOTT WILSON	7 BREW	3000 W TRENTON RD	1		MARVEL PLAZA	\$10,500.00	0
SIGN-2023-15286	EXTRA SPACE STORAGE	EXTRA SPACE STORAGE	300 N MCCOLL RD	7	276	TEX-MEX SURVEY	\$10,000.00	0
TOTAL:							\$5,158,840.00	

MULTI-FAMILY NEW/ADDITION/REMODEL:

PERMIT #	OWNER	BUSINESS NAME	ADDRESS	LOT	BLOCK	SUBDIVISION	AMOUNT VALUE	SQ FT
BLDM-2023-14316	WNNM MF - 4, LLC		823 N BLAIR	98		ATWOODS SUBDIVISION	\$190,000.00	4,216
BLDM-2023-14460	JEFFREY ERICKSON		2922 W SANDLEWOOD ST	51		WOODLAND ESTATES	\$300,000.00	4,195
BLDM-2023-14708	JEFFREY ERICKSON		3008 W KENWOOD ST	73		WOODLAND ESTATES	\$250,000.00	3,314
BLDM-2023-14867	FOUED ABOUD		2206 HESTER ST	70		UNION SQUARE	\$250,000.00	3,692
BLDM-2023-14953	RAYROSE GLOBAL VENTURES		1018 N BLAIR AVE	31		ATWOOD VILLAGE	\$378,000.00	4,000
BLDM-2023-14985	ABEL HERNANDEZ		1006 N BLAIR AVE	33		ATWOOD VILLAGE	\$4,000.00	1,296
BLDM-2023-14992	ABEL HERNANDEZ		1018 N ABBEY AVE	43		ATWOOD VILLAGE	\$4,000.00	1,296
BLDM-2023-15054	JEFFREY ERICKSON		2901 W DRIFTWOOD ST	1		WOODLAND ESTATES	\$2,500.00	0
BLDM-2023-15059	JEFFREY ERICKSON		3112 W SANDLEWOOD ST	43		WOODLANDS ESTATES	\$2,500.00	0
BLDM-2023-15063	JEFFREY ERICKSON		3008 W SANDLEWOOD ST	48		WOODLANDS ESTATES	\$2,500.00	0
BLDM-2023-15067	JEFFREY ERICKSON		2918 W SANDLEWOOD ST	52		WOODLAND ESTATES	\$2,500.00	0
BLDM-2023-15071	JEFFREY ERICKSON		3112 W KENWOOD ST	68		WOODLAND ESTATES	\$2,500.00	0
BLDM-2023-15123	ABEL HERNANDEZ		907 N BLAIR AVE	100		ATWOOD VILLAGE	\$4,000.00	1,260
BLDM-2023-15307	JEFFREY ERICKSON		2919 W KENWOOD ST	57		WOODLANDS ESTATES	\$30,000.00	4,195
BLDM-2023-15356	JEFFREY ERICKSON		3005 W KENWOOD ST	60		WOODLAND ESTATES	\$300,000.00	4,208

BLDM-2023-14318	GLENDIA GARCIA	816 N WOODSON		ATWOODS	\$190,000.00	4,216
BLDM-2023-14467	JEFFREY ERICKSON	2918 W SANDLEWOOD ST	52	WOODLAND ESTATES	\$300,000.00	4,195
BLDM-2023-14834	D.G.V.L.P	404 W ST HELENA	11	BELAIR ESTATES	\$5,200.00	486
BLDM-2023-14931	ROLANDO GUADALUPE GALVAN FIGUEROA	918 N CLARENCE AVE	59	ATWOOD VILLAGE	\$348,274.58	3,918
BLDM-2023-14975	ABEL HERNANDEZ	1018 N BLAIR AVE	31	ATWOOD VILLAGE	\$4,000.00	1,296
BLDM-2023-14989	RAYROSE GLOBAL VENTURES	1000 N BLAIR AVE	34	ATWOOD VILLAGE	\$378,000.00	4,000
BLDM-2023-14995	ABEL HERNANDEZ	1012 N ABBEY AVE	44	ATWOOD VILLAGE	\$4,000.00	1,296
BLDM-2023-15055	ESCANABA LLC	3013 W DRIFTWOOD ST	9	WOODLAND ESTATES	\$2,500.00	0
BLDM-2023-15060	JEFFREY ERICKSON	3108 W SANDLEWOOD ST	44	WOODLANDS ESTATES	\$2,500.00	0
BLDM-2023-15064	JEFFREY ERICKSON	3004 W SANDLEWOOD ST	49	WOODLAND ESTATES	\$2,500.00	0
BLDM-2023-15068	JEFFREY ERICKSON	2914 W SANDLEWOOD ST	53	WOODLAND ESTATES	\$2,500.00	0
BLDM-2023-15072	JEFFREY ERICKSON	3108 W KENWOOD ST	69	WOODLAND ESTATES	\$2,500.00	0
BLDM-2023-15136	ABEL HERNANDEZ	1007 N BLAIR AVE	26	ATWOOD VILLAGE	\$4,000.00	1,260
BLDM-2023-15308	JEFFREY ERICKSON	2923 W KENWOOD	58	WOODLAND ESTATES	\$300,000.00	4,208
BLDM-2023-15366	JEFFREY ERICKSON	3009 W KENWOOD ST	61	WOODLAND ESTATES	\$300,000.00	4,208
BLDM-2022-12962	IRADIER HERNANDEZ	913 N BLAIR AVE	101	ATWOOD VILLAGE	\$400,000.00	4,020
BLDM-2023-13817	ESCANABA LLC	3009 W DRIFTWOOD ST	8	WOODLAND ESTATES	\$4,000.00	0
BLDM-2023-13799	ESCANABA LLC	2923 W DRIFTWOOD ST	5	WOODLAND ESTATES	\$4,000.00	0
BLDM-2023-13819	ESCANABA LLC	3105 W DRIFTWOOD	11	WOODLAND ESTATES	\$4,000.00	0
BLDM-2023-14310	JORGE RAMIREZ	1001 N CLARENCE AVE		ATWOOD VILLAGE	\$165,000.00	4,080
BLDM-2023-14325	GLENDIA GARCIA	822 N WOODSON		ATWOODS	\$190,000.00	4,216
BLDM-2023-14704	JEFFREY ERICKSON	3108 W KENWOOD ST	69	WOODLAND ESTATES	\$250,000.00	3,314
BLDM-2023-14858	ALEJANDRO GONZALEZ	822 CLARENCE ST	63	ATWOOD VILLAGE	\$390,000.00	3,960
BLDM-2023-14949	ABEL HERNANDEZ	1013 N BLAIR AVE	27	ATWOOD VILLAGE	\$4,000.00	1,296
BLDM-2023-14984	RAYROSE GLOBAL VENTURES	1006 N BLAIR AVE	33	ATWOOD VILLAGE	\$378,000.00	4,000
BLDM-2023-14991		1018 N ABBEY AVE	43	ATWOOD VILLAGE	\$378,000.00	4,000
BLDM-2023-14997	ABEL HERNANDEZ	1006 N ABBEY AVE	45	ATWOOD VILLAGE	\$4,000.00	1,296
BLDM-2023-15057	JEFFREY ERICKSON	3116 W SANDLEWOOD ST	42	WOODLANDS ESTATES	\$2,500.00	0
BLDM-2023-15062	JEFFREY ERICKSON	3100 W SANDLEWOOD ST	46	WOODLANDS ESTATES	\$2,500.00	0
BLDM-2023-15066	JEFFREY ERICKSON	2922 W SANDLEWOOD ST	51	WOODLANDS ESTATES	\$2,500.00	0

BLDM-2023-15070	JEFFREY ERICKSON	3117 W KENWOOD ST	67	WOODLANDS ESTATES	\$2,500.00	0
BLDM-2023-15074	JEFFREY ERICKSON	3008 W KENWOOD ST	73	WOODLANDS ESTATES	\$2,500.00	0
BLDM-2023-15153	ABEL HERNANDEZ	1000 N ABBEY AVE	46	ATWOOD VILLAGE	\$4,000.00	1,260
BLDM-2023-15338	JEFFREY ERICKSON	3001 W KENWOOD ST	59	WOODLAND ESTATES	\$300,000.00	4,208
BLDM-2022-12662	ARMANDO RODRIGUEZ	3404 S COLT LN	11	NEW CASTLE	\$5,200.00	0
BLDM-2023-14320	GLENDA GARCIA	810 N WOODSON		ATWOODS	\$190,000.00	4,216
BLDM-2023-14552	ESCANABA LLC	2910 W SANDLEWOOD ST	54	WOODLANDS ESTATES	\$300,000.00	4,195
BLDM-2023-14838	D.G.V.L.P	405 W RUTHERFORD	17	BELAIR ESTATES	\$5,200.00	486
BLDM-2023-14948	RAYROSE GLOBAL VENTURES	1013 N BLAIR AVE	27	ATWOOD VILLAGE	\$378,000.00	0
BLDM-2023-14982	ABEL HERNANDEZ	1012 N BLAIR AVE	32	ATWOOD VILLAGE	\$4,000.00	1,296
BLDM-2023-14990	ABEL HERNANDEZ	1000 N BLAIR AVE	34	ATWOOD VILLAGE	\$4,000.00	1,296
BLDM-2023-14996	RAYROSE GLOBAL VENTURES	1006 N ABBEY AVE	45	ATWOOD VILLAGE	\$378,000.00	4,000
BLDM-2023-15056	JEFFREY ERICKSON	2914 W DRIFTWOOD ST	27	WOODLANDS ESTATES	\$2,500.00	0
BLDM-2023-15061	JEFFREY ERICKSON	3104 W SANDLEWOOD ST	45	WOODLAND ESTATES	\$2,500.00	0
BLDM-2023-15065	JEFFREY ERICKSON	3000 W SANDLEWOOD ST	50	WOODLANDS ESTATES	\$2,500.00	0
BLDM-2023-15069	JEFFREY ERICKSON	3013 W KENWOOD ST	62	WOODLAND ESTATES	\$2,500.00	0
BLDM-2023-15073	JEFFREY ERICKSON	3104 W KENWOOD ST	70	WOODLAND ESTATES	\$2,500.00	0
BLDM-2023-15140	ABEL HERNANDEZ	1019 N BLAIR AVE	28	ATWOOD VILLAGE	\$4,000.00	1,260
BLDM-2023-15328	JEFFREY ERICKSON	2918 W DRIFTWOOD ST	26	WOODLAND ESTATES	\$250,000.00	3,804
BLDM-2023-15385	JEFFREY ERICKSON	3109 W KENWOOD ST	65	WOODLAND ESTATE	\$300,000.00	4,208
BLDM-2023-13802	ESCANABA LLC	3001 W DRIFTWOOD ST	6	WOODLAND ESTATES	\$4,000.00	0
BLDM-2023-13815	ESCANABA LLC	3005 W DRIFTWOOD ST	7	WOODLAND ESTATES	\$4,000.00	0

TOTAL: \$7,894,874.58

RESIDENTIAL ADDITIONS/REPAIRS:

PERMIT #	OWNER	BUSINESS NAME	ADDRESS	LOT	BLOCK	SUBDIVISION	AMOUNT VALUE	SQ FT
BLDR-2023-14184	SALAS, JR SILVERIO		5007 N GWIN RD	7	9	SANTA CRUZ GARDENS	\$8,000.00	1,600
BLDR-2023-14595	A. MARIO MALDONADO		3010 MEGAN DR	108	0	WISCONSIN M/H COMMUNITY PH 1	\$3,000.00	120

BLDR-2023-14666	CARLOS CANTU	2213 SUPREME DR	45	0	REGAL VISTA ESTATES	\$900.00	0
BLDR-2023-14728	ALEJANDRO SAUCEDO JR	1418 S 9TH AVE	20	11	COUNTRY CLUB PLACE	\$2,700.00	80
BLDR-2023-14751	GALCO MUTIA	3413 PALACE ST	11	0	NEWCASTLE ESTATES	\$1,646.54	198
BLDR-2023-14803	ARMANDO SOLIS	2508 STIRLING AVE	16	0	CASTLE RIDGE ESTATES	\$1,200.00	88
BLDR-2023-15017	ANGELICA M & SOFIA ZAPATA	3217 NANCY ST	158	0	SANTA GLORIA	\$200.00	0
BLDR-2023-15027	ROBERTO J VELA	3413 NELSON AVE	36	0	SUGAR OAKS	\$4,000.00	120
BLDR-2023-15096	SONIA ROMERO	322 N VETERANS BLVD	19	195	MIRATREN	\$8,000.00	0
BLDR-2023-15302	PAT KARR	912 HIDDEN FOREST DR	13	0	TANGLEWOOD TERRACE PH 2	\$2,200.00	60
BLDR-2023-15470	JOCELYN L ALDAPE	3600 E MILE 17 1/2 RD	1	245	TEX-MEX SURVEY	\$0.00	0
BLDR-2023-15578	ABRAHAM GARZA	5608 AKE AVE	2	0	ACACIA	\$2,000.00	10
POOLR-2023-14639	SYLVIA GARCIA PEREZ	1918 N MON MACK RD	4	237	TEX-MEX SURVEY	\$30,000.00	0
POOLR-2023-15142	TIM AND LYNN SANCHEZ	2416 HAMPTON AVE	108	0	BENTLEY ESTATES	\$40,000.00	0
BLDR-2023-13890	JOSE L PENA III	3418 N PABLO ST	72		PRIMAROSA ESTATES	\$5,000.00	0
BLDR-2023-14715	JUAN & MARIA GARCIA	3509 LAGO WASHINGTON	90	0	LUMEN PH B	\$24,000.00	260
BLDR-2023-14805	ARMANDO SOLIS	2508 STIRLING AVE	16	0	CASTLE RIDGE ESTATES	\$1,200.00	0
BLDR-2023-14902	GILBERTO TAPIA	1814 LAUREL OAK WAY	25	0	HERITAGE OAKS PH 1	\$6,352.21	1,800
BLDR-2023-14934	YURIANA BAILON GOMEZ	1001 W SPRAGUE ST	10	0	SOUTHWEST ADDITION	\$7,200.00	0
BLDR-2023-15018	RUBEN R FLORES	1341 SHANIA TWAIN DR	40	0	CHAPINS CORNER	\$500.00	80
BLDR-2023-15029	GERALD ANDERSON	505 E RAMSEYER RD LOT 61	1	36	SANTA CRUZ GARDENS UT NO. 2	\$1,500.00	456
BLDR-2023-15041	ENRIQUE SANTOS JR	1108 ESPERANZA ST	37	0	COLONIA ESPERANZA UT NO. 3	\$1,500.00	240
BLDR-2023-15247	JUAN & JOSEFINA CUELLAR	2002 ZIMMERMAN ST	32	0	BORDERLAND RETREAT R.V. & MOBILE HOME PH 2	\$1,200.00	0
BLDR-2023-15452	FLORES GLORIA D AND ROSA LINDA	202 E VAN WEEK ST	1	120	EDINBURG ORIGINAL TOWNSITE	\$6,800.00	0
BLDR-2023-15479	RAYMUNDO MARTINEZ	1414 E STUBBS ST	3	6	GANNAWAY ADDN	\$15,000.00	0
BLDR-2023-15598	JAVIER RUSSEK	910 E LOEB ST	3	196	EDINBURG TOWNSITE	\$900.00	100
POOLR-2023-14750	RACHEL REYNOLDS	707 DRENNAN ST	129	0	WISTERIA HEIGHTS	\$55,410.00	0
SOLR-2023-14998	JUAN MANUEL GONZALEZ	1222 W WISCONSIN RD	2	0	REYES/GUERRERO	\$16,500.00	0

SOLR-2023-15233	SHEILA MONTEBON	2407 EISENHOWER ST	129	0	CHAPIN CROSSING	\$35,054.00	0
SOLR-2023-13947	JULIA GARZA	515 DELIA DR	86	0	URBANA VISTA UT NO. 2	\$39,000.00	0
SOLR-2023-15022	NAZAREO REYNA	1401 E FAY ST	4	2	BUENA VISTA	\$20,220.00	0
SOLR-2023-15437	CARLOS FLORES	1208 POBLANO LN	70	0	PEPPER RIDGE	\$58,011.00	0
BLDR-2021-2984	GODELVA IBANEZ	3603 AMANDO ST	6	0	WISCONSIN	\$3,200.00	0
BLDR-2023-13806	MARTHA GONZALEZ	1315 E SONADOR DR	119		SONADOR COVES PH 2	\$1,000.00	360
BLDR-2023-14727	RAMONA MARTIN	505 E RAMSEYER RD LOT 86	1	36	SANTA CRUZ GARDENS UT NO. 2	\$2,500.00	330
BLDR-2023-14783	LUIS DEL RIO	1015 E PETER ST	8	153		\$0.00	1,152
BLDR-2023-14794	RICARDO RAMIREZ	2216 ARTHUR AVE	26	0	RAYO DEL SOL ESTATES	\$8,000.00	0
BLDR-2023-14826	YVONNE MALDONADO	2810 DIEDORF DR	10	0	FAIRHAVEN HEIGHTS PH 1	\$3,000.00	525
BLDR-2023-14919	EVA GARZA	3306 NEPTUNE ST	137	0	SANTA GLORIA	\$200.00	0
BLDR-2023-15024	LUIS WALDO	4013 N EXPRESSWAY 281	39		SANTA CRUZ RANCH	\$0.00	0
BLDR-2023-15143	DAVID ARISMENDI	3029 BORDERS DR	2	0	BORDERS	\$2,000.00	144
BLDR-2023-15577	ABRAHAM GARZA	5524 AKE AVE	3	0	ACACIA	\$8,500.00	50
POOLR-2023-14624	RG AND DEBBIE GOMEZ	2705 W ESSEX ST	1	1	JAMES COURT	\$50,000.00	0
POOLR-2023-14832	CARLOS MOYA	2818 FUENTE DE PAZ ST	20	0	VILLA LAS FUENTES PH 1	\$68,000.00	0
BLDR-2023-13646	JULIO CORTEZ	1206 S 7TH AVE	2	0	EBONY HILLS	\$60,000.00	0
BLDR-2023-13895	RAMIRO MORA JR	1016 E CHAMPION ST	5	373	EDINBURG ORIGINAL TOWNSITE	\$40,000.00	910
BLDR-2023-14295	RAUL E CEPEDA	511 W SAMANO ST	11	359	EDINBURG ORIGINAL TOWNSITE	\$10,000.00	624
BLDR-2023-14690	RAMIRO & VALENTINA RENDON	4514 N YVETTE ST	133	0	BAR UT NO. 5	\$2,200.00	768
BLDR-2023-14821	GERARDO GUTIERREZ	3828 BURR DR	59	0	OAKLAND VILLAGE PH 1 AMENDED	\$13,000.00	8
BLDR-2023-14917	JESSICA MCCALLUM	1908 KATHERINE AVE	26	0	LAS VILLAS AT AUTUMN RIDGE	\$8,683.16	2,400
BLDR-2023-14974	JOSE PEDRAZA	1119 E VAN WEEK ST	8	110	EDINBURG ORIGINAL TOWNSITE	\$15,000.00	0
BLDR-2023-15141	ELOISA PEREZ	2009 OPAL ST	9	0	RUSSELL HEIGHTS PH 1	\$5,200.00	20
BLDR-2023-15256	ISMAEL PENA	2819 S AUBURNDALE	29		CANTON HEIGHTS PH 2	\$5,000.00	0
BLDR-2023-15458	ABEL PEREZ	2921 RANGEL DR	8	240	TEX-MEX SURVEY	\$4,500.00	0

BLDR-2023-15480	PETER VARGAS	2903 S CLOSNER BLVD	1		JSI	\$0.00	0
POOLR-2023-14818	PERRY BOUDREAUX	1813 TROPHY DR	33		LOS LAGOS PHASE 5 A	\$58,740.00	0
SOLR-2023-14879	JOSE VELASQUEZ	701 W FAY ST	7	313	EDINBURG ORIGINAL TOWNSITE	\$16,000.00	0
SOLR-2023-15195	MARCOS GARCIA	3519 S ELEVATION DR	53		THE HEIGHTS ON WISCONSIN	\$25,000.00	0
SOLR-2023-14814	DIANA MAYO	724 DIANA DR			SPRAGUE MEADOWS	\$27,110.00	0
SOLR-2023-15077	GUADALUPE MANZANARES	3221 E ELIZABETH ST	99	0	BAR UT NO. 5	\$36,141.00	0
SOLR-2023-15541	HODGE JOHN AND MARIE SIMONSSON	2204 ASH CIR	42	0	REGENCY SQUARE UT 4	\$25,000.00	0

TOTAL: \$897,167.91

RESIDENTIAL NEW:

PERMIT #	OWNER	BUSINESS NAME	ADDRESS	LOT	BLOCK	SUBDIVISION	AMOUNT VALUE	SQ FT
BLDR-2022-11877	GLENN MCKENNY		1000 N BUXTON AVE	46		ATWOOD	\$208,794.00	3,026
BLDR-2023-13888	JOSE L PENA III		3418 N PABLO ST	72		PRIMAROSA ESTATES	\$174,777.00	2,533
BLDR-2023-14324	PATRICK GONZALEZ		2900 VANDERBUILT ST	16		THE GARDENS AT LAKE JAMES SUBDIVISION	\$450,000.00	4,265
BLDR-2023-14713	JESUS A GARZA		2838 ALLEN DR	38	0	RINCON DE LAS FUENTES	\$134,481.00	1,949
BLDR-2023-14786	MELISSA CARRANZA		3613 S PEAK RD	12		THE HEIGHTS ON WISCONSIN PHASE 3	\$147,867.00	2,143
BLDR-2023-14851	JULIANA GARCIA		2713 W HATFIELD AVE	29		HYDE PARK	\$300,000.00	3,129
BLDR-2023-14866	MIGUEL IBARRA		2521 ANTELOPE CANYON ST	172	1	RUSSELL PARK PH IV	\$182,505.00	2,645
BLDR-2023-14920	JESUS ARELLANO		812 N BUXTON AVE	92		ATWOOD ESTATES	\$199,755.00	2,895
BLDR-2023-15040	ROSENDO SOLIZ		916 N BRUSHFIELD AVE	16		ATWOODS ESTATES	\$180,000.00	2,381
BLDR-2023-15182	MARCO DORIA		3712 S PEAK RD	79		HEIGHTS AT WISCONSIN PH3	\$147,936.00	2,144
BLDR-2023-15238	VANESSA MENDIOLA		2213 S CARTIER DR	24		LOS LAGOS PH VII B	\$195,684.00	2,836
BLDR-2023-13514	MICHAEL DUFFEY		2900 N ROEGIERS	5		TEX MEX	\$330,000.00	3,594
BLDR-2022-11879	GLENN MCKENNY		3821 SANTA FE AVE	29		SANTA CRUZ SEC1 PH IV 2	\$193,476.00	2,804
BLDR-2023-13619	MARTIN VILLANUEVA		2801 N ALYNA AVE	LOT 1		PEARL ESTATES	\$171,465.00	2,485
BLDR-2023-14255	JEFFREY ERICKSON		3013 W SANDLEWOOD ST	36		WOODLAND ESTATES	\$131,238.00	1,902

BLDR-2023-14451	SERGIO AGUILAR	10904 N BAYLIE BEAR DR	46		OSO GRANDE ESTATES	\$136,896.00	1,984
BLDR-2023-14601	JOE CASTILLO	2512 N CLOSNER BLVD	15	244	TEX-MEX SURVEY	\$356,820.00	3,756
BLDR-2023-14682	MIGUEL IBARRA	2417 ANTELOPE CANYON ST	179	1	RUSSELL PARK PH IV	\$121,080.00	2,118
BLDR-2023-14731	MELISSA CARRANZA	3801 S APEX ST	57		THE HEIGHTS ON WISCONSIN PH 3	\$160,287.00	2,323
BLDR-2023-14763	LEONEL MORENO	3412 MADISON AVE	10	0	MADISON PARK PH 2	\$400,000.00	4,342
BLDR-2023-14787	MELISSA CARRANZA	1720 E TIP DR	21		THE HEIGHTS ON WISCONSIN PHASE 3	\$160,563.00	2,327
BLDR-2023-14861	AGMD INVESTMENTS LLC	3713 S APEX	60		THE HEIGHTS ON WISCONSIN PH 3	\$190,000.00	2,153
BLDR-2023-15108	MELISSA CARRANZA	3520 S APEX ST	44		THE HEIGHTS ON WISCONSIN PH 3	\$178,572.00	2,588
BLDR-2023-15183	MARCO DORIA	3708 S PEAK RD	78		HEIGHTS AT WISCONSIN PH 3	\$100,000.00	2,551
BLDR-2023-14182	AP PROPERTIES	4104 S DUNCAN LN	76		THE HEIGHTS ON TRENTON	\$130,893.00	1,897
BLDR-2023-14314	JORGE RAMIREZ	813 N TRINITY			ATWOOD ESTATES	\$153,180.00	1,712
BLDR-2023-14574	JOE CASTILLO	1520 E SILOS AVE	53		SILOS AT LA SIENNA PH.1	\$356,820.00	3,756
BLDR-2023-14626	ROSENDO SOLIZ	920 N BRUSHFIELD AVE	17		ATWOOD ESTATES	\$200,000.00	2,378
BLDR-2023-14694	JEFFREY ERICKSON	3013 W KENWOOD ST	62		WOODLAND ESTATES	\$200,000.00	1,902
BLDR-2023-14735	RAUL SESIN	3920 BURR DR	23		THE HEIGHTS ON TRENTON PH II	\$111,923.00	1,897
BLDR-2023-14865	AGMD INVESTMENTS LLC	3717 S APEX	59		THE HEIGHTS WISCONSIN PH 3	\$180,000.00	2,143
BLDR-2023-15013	MELISSA CARRANZA	1904 E TIP DR	30		THE HEIGHTS ON WISCONSIN PHASE 3	\$134,895.00	1,955
BLDR-2023-15039	DANIEL OLIVAREZ	3701 S PEAK RD	14		THE HEIGHTS ON WISCONSIN PHIII	\$145,935.00	2,115
BLDR-2023-15053	MIGUEL IBARRA	2409 ANTELOPE CANYON ST	181	1	RUSSELL PARK PH IV	\$159,252.00	2,775
BLDR-2023-15185	MARCO DORIA	3721 S SOLSTICE RD	32		HEIGHTS AT WISCONSIN PH 3	\$148,626.00	2,154
BLDR-2023-15291	ESPERANZA HOMES ESPERANZA HOMES	3909 N RYE LN	9		SILOS LA SIENNA	\$331,360.00	3,488
BLDR-2023-15468	REDLINE CONSTRUCTION	1604 TROPHY DR	99		LOS LAGOS PH V-B	\$250,000.00	2,564
BLDR-2023-14573	MIGUEL IBARRA	2421 ANTELOPE CANYON ST	178	1	RUSSELL PARK PH IV	\$153,732.00	2,228
BLDR-2023-14607	RONNIE CAVAZOS	2616 HATFIELD AVE	12		HYDE PARK	\$198,000.00	2,738

BLDR-2023-14721	EDGAR A CARRANZA	2313 CARTIER	30		LOS LAGOS PH 7B	\$170,000.00	2,823
BLDR-2023-14734	CESAR MERLA	2804 N ALYNA AVE	47		PEARL ESTATES	\$271,000.00	2,250
BLDR-2023-14773	RAMIRO SOLIS	3308 E KIDD AVE	109	55	THE HEIGHTS ON TRENTON PH 2	\$95,000.00	1,710
BLDR-2023-14790	MELISSA CARRANZA	3613 S SOLSTICE RD	39		THE HEIGHTS ON WISCONSIN PHASE 3	\$152,490.00	2,210
BLDR-2023-14863	AGMD INVESTMENTS LLC	3721 S APEX	58		THE HEIGHTS ON WISCONSIN PH 3	\$190,000.00	2,153
BLDR-2023-15020	JORGE HI	3616 S PEAK RD	75		HEIGHTS ON WISCONSIN PH 3	\$280,000.00	2,339
BLDR-2023-15037	DANIEL OLIVAREZ	3617 S PEAK RD	13		THE HEIGHTS ON WISCONSIN PHIII	\$145,935.00	2,115
BLDR-2023-15051	MIGUEL IBARRA	2413 ANTELOPE CANYON ST	180	1	RUSSELL PARK PH IV	\$123,583.00	2,135
BLDR-2023-15184	MARCO DORIA	3717 S SOLSTICE RD	33		HEIGHTS AT WISCONSIN PH 3	\$151,455.00	2,196
TOTAL:						\$9,386,275.00	
GRAND TOTAL:						\$57,252,157.49	


**CITY OF EDINBURG
CODE ENFORCEMENT DIVISION**

**NEW RESIDENCE COMPLETE
04/01/2023 TO 04/30/2023**

DATE	NAME	ADDRESS	LOT	BLOCK	SUBDIVISION
4/17/2023	ROEL A RODRIGUEZ	4013 S DUNCAN LN	14		THE HEIGHTS ON TRENTON
4/19/2023	MELISSA CARRANZA	2501 S CARTIER DR	35		LOS LAGOS PH 7B
4/27/2023	ARIVA HOMES	2088 EAGLE LANDING DR	81		LOS LAGOS PH V A
4/24/2023	ESMERALDA CANTU	10732 N SUGAR BEAR DR	85		OSO GRANDE ESTATES
4/27/2023	GARZA FEDERICO AND LAURA	1011 N HOEHN RD	16	233	TEX-MEX SURVEY
4/13/2023	RICARDO CABALLERO	1120 W CANO ST	1	265	WEST ADDITION
4/05/2023	ABEL HERNANDEZ	5002 KENDLEWOOD ST	15	0	REDBUD ESTATES PH 3
4/06/2023	GERRY LOZANO	1711 LAGO DELTON	106	0	LUMEN PH B
4/04/2023	EFRAIN GOMEZ	2608 W CHESTERFIELD AVE	40		HYDE PARK
4/14/2023	RONNIE CAVAZOS	1912 SILVERTON CIR	17		SANTA CRUZ
4/04/2023	ASCARY RUIZ	3837 REVILLA ST	55		SANTA CRUZ SEC 1 PHASE IV-2
4/27/2023	DAPHNIE O QUENUN	1002 PALM CIR	58	0	VILLA DEL MUNDO
4/25/2023	D.G.V.L.P	400 W RUTHERFORD AVE	35		BEL-AIR ESTATES
4/14/2023	DEL TORO LLC	4109 S DUNCAN LN	7		THE HEIGHTS ON TRENTON
4/14/2023	HUGO LARA	1916 TROPHY DR	24		LOS LAGOS PH 5
4/27/2023	IRIS RAMOS	5109 N AGUAJITO ST	4	0	DAVIS PALMS
4/27/2023	ESPERANZA HOMES	2114 N VALOR DR	72		SONADOR COVES PH 2
4/03/2023	VANESSA MENDIOLA	1816 S CROWN LN	50		BRENTWOOD MANOR
4/05/2023	HERIBERTO LUNA	3416 ERICA LN	21		VILLAS DE SANTA CRUZ
4/25/2023	LISA CORDOVA	4105 S DUNCAN LN	08		THE HEIGHTS ON TRENTON
4/25/2023	ESPERANZA HOMES	1328 E SONADOR DR	99		SONADOR COVES PH 2
4/10/2023	JOSE CHAPA	2003 SAHARA ST	15		THE SAND
4/12/2023	CHRIS BRASHER	3125 E IVERSON AVE	27		THE HEIGHTS ON TRENTON PH 1
4/12/2023	ADOLFO ANAYA	3906 S DUNCAN LN	67		THE HEIGHTS ON TRENTON
4/24/2023	ELIGIO VELA	4701 S HAYES AVE	46		HYDE PARK
4/12/2023	ADOLFO ANAYA	4004 S DUNCAN LN	70		HEIGHTS ON TRENTON
4/14/2023	HUGO LARA	1816 TROPHY DR	19		LOS LAGOS P-5
4/13/2023	SONIA & JOSE HERNANDEZ, WONG	3810 D N GWIN RD	11	2	SANTA CRUZ GARDENS UT NO. 3
4/17/2023	ARMANDINA SALINAS	2608 EASY ST	4	0	COPPERFIELD
4/20/2023	ROSS KHALEDI	1812 TROPHY DR	18		LOS LAGOS PH 5
4/21/2023	MIGUEL MARTINEZ	4709 S HAYES AVE	44		HYDE PARK
4/27/2023	FRANCISCO RUIZ	1604 SUMMERLAND LN	22	1	MONTECITO
4/19/2023	MELISSA CARRANZA	2413 S CARTIER DR	34		LOS LAGOS PHASE 7B
4/11/2023	MIDWORLD INVESTMENTS LLC	1505 S VALDIVIA DR	150		LOS LAGOS PH V B
4/19/2023	EDGAR A CARRANZA	2401 S CARTIER DR	31		LOS LAGOS PHASE 7B
4/18/2023	EZEQUIEL QUINTANILLA	310 S 29TH AVE	19	6	VICTORY
4/17/2023	LUIS WALDO	3801 SANTA FE	33-34		SANTA CRUZ PH 4
4/18/2023	ESPERANZA HOMES	1316 E SONADOR DR S	105		SONADOR COVES PH. 2
4/26/2023	ROEL A RODRIGUEZ JR	4005 S RODMAN LN	61		THE HEIGHTS ON TRENTON
4/28/2023	ESPERANZA HOMES	1556 E SILOS AVE	35		SILOS AT LA SIENNA LOT 35
4/20/2023	DAVID ENRIQUEZ	3840 NAPLES ST	38		SANTA CRUZ
4/20/2023	GERRY LOZANO	3620 E BALI DR	57		LOS LAGOS
4/21/2023	SAUL SALAZAR	3919 TAGLE ST	33	4	LULL TOWNSITE
4/04/2023	D.G.V.L.P	312 W RUTHERFORD AVE	34		BEL-AIR ESTATES
4/21/2023	JOSE I ESTRADA JR	10736 N BAYLIE BEAR DR	36		OSO GRANDE ESTATES
4/05/2023	RONNIE CAVAZOS	2604 CHESTERFIELD AVE	41		HYDE PARK
4/06/2023	RAMIRO SOLIS	3212 PLUTO ST	102	0	SANTA GLORIA
4/19/2023	ARIVA HOMES	2108 MACQUARIE DR	89		LOS LAGOS PHASE V A
4/27/2023	MIGUEL AND ROSARIO TREVINO	909 N TRINITY ST	82		ATWOOD ESTATES
4/11/2023	AGMD INVESTMENTS LLC	3225 ERICA LN	29		VILLA DE SANTA CRUZ UNIT 2
4/21/2023	MIGUEL AND ROSARIO TREVINO	905 N TRINITY	83		ATWOOD ESTATES
4/05/2023	RITO AND ASHLEY CORTINA	3415 LAGO WASHINGTON	93	0	LUMEN PH B

DATE	NAME	ADDRESS	LOT	BLOCK	SUBDIVISION
4/19/2023	STEPHANIE NAVA & JUSTIN SOLIS	3609 E NORONHA DR	134	5	B PHASE 5 LOS LAGOS

CITY SECRETARY/ CITY HALL



ORDINANCES - RESOLUTIONS & PROCLAMATIONS

FY 2022-2023	ORDINANCES	YTD	RESOLUTIONS	YTD	PROCLAMATIONS	YTD
OCT	13	13	3	3	7	7
NOV	9	22	5	8	0	7
DEC	5	27	1	9	1	8
JAN	12	39	5	14	7	15
FEB	7	46	12	26	7	22
MAR	5	51	5	31	5	27
APR	10	61	6	37	7	34
MAY						
JUN						
JUL						
AUG						
SEPT						
FY TTLS		61		37		34

CITY COUNCIL MEETING & MINUTES					
CITY COUNCIL APPROVED MINUTES			CITY COUNCIL MEETINGS		
FY 2022 - 2023	MONTHLY	YTD	FY 2022 - 2023	MONTHLY	YTD
OCT	0	0	OCT	2	2
NOV	4	4	NOV	3	5
DEC	0	4	DEC	1	6
JAN	8	12	JAN	3	9
FEB	3	15	FEB	2	11
MAR	2	17	MAR	4	15
APR	3	20	APR	2	17
MAY			MAY		
JUN			JUN		
JUL			JUL		
AUG			AUG		
SEPT			SEPT		
FY TTLS		20	FY TTLS		17

ADVISORY BOARDS & COMMITTEES

ADVISORY BOARDS MEETINGS			ADVISORY BOARDS MINUTES		
FY 2022-2023	MONTHLY	YTD	FY 2022-2023	MONTHLY	YTD
OCT	13	13	OCT	2	2
NOV	14	27	NOV	0	2
DEC	4	31	DEC	0	2
JAN	8	39	JAN	26	28
FEB	12	51	FEB	1	29
MAR			MAR		
APR			APR		
MAY			MAY		
JUN			JUN		
JUL			JUL		
AUG			AUG		
SEPT			SEPT		
FY TTLS		51	FY TTLS		29

PUBLIC INFORMATION REQUESTS				
FY 2022-2023	Processed Monthly	YTD	Monthly Revenues	YTD
OCT	66	66	\$20.00	\$20.00
NOV	75	141	\$0.00	\$20.00
DEC	82	223	\$10.00	\$30.00
JAN	70	293	\$0.00	\$30.00
FEB	75	368	\$0.00	\$30.00
MAR	78	446	\$0.00	\$0.00
APR				
MAY				
JUN				
JUL				
AUG				
SEPT				
FY TTLS		446		\$ 30.00

Created: 01/21

PASSPORTS PROCESSING					
FY 2022 - 2023	PASSPORTS PROCESSED	FEEES	PASSPORT PHOTOS	FEEES	TOTAL REVENUES
OCTOBER	162	\$ 5,670.00	162	\$ 2,430.00	\$ 8,100.00
NOVEMBER	157	\$ 5,495.00	153	\$ 2,295.00	\$ 7,790.00
DECEMBER	147	\$ 5,145.00	151	\$ 2,265.00	\$ 7,410.00
JANUARY	201	\$ 7,035.00	213	\$ 3,195.00	\$ 10,230.00
FEBRUARY	156	\$ 5,460.00	163	\$ 2,445.00	\$ 7,905.00
MARCH	222	\$ 7,770.00	208	\$ 3,120.00	\$ 10,890.00
APRIL	177	\$ 6,195.00	156	\$ 2,340.00	\$ 8,535.00
MAY					
JUNE					
JULY					
AUGUST					
SEPTEMBER					
	1222	\$ 42,770.00	1206	\$ 18,090.00	\$ 60,860.00


VITAL STATISTICS								
FY 2022-2023	Customer Service				Records Issued		Revenues	
	Walk - Ins	Mail Requests	Vitalchek	YTD	Monthly Total Records Issued	YTD	Monthly Revenues	YTD
October	1,167	1	0	1,168	1,371	1,371	\$32,596.00	\$32,596.00
November	1,099	2	0	2,269	1,250	2,621	\$29,522.00	\$62,118.00
December	1,169	2	0	3,440	1,370	3,991	\$32,359.00	\$94,477.00
January	1,771	4	0	5,215	1,993	5,984	\$46,040.00	\$140,517.00
February	1,610	3	0	6,828	1,784	7,768	\$42,410.00	\$182,927.00
March	1,740	6	0	8,574	1,954	9,722	\$45,723.00	\$228,650.00
April	1,322	2	0	9,898	1,507	11,229	\$35,930.00	\$264,580.00
May								
June								
July								
August								
September								
FY TTLS	9,878	20	0	9,898		11,229		\$264,580.00

CITY HALL REPORTS						
BIDS, RFQ & RFP SUBMITTED						
FY 2022 - 2023	BIDS	YTD	RFQ'S	YTD	RFP'S	YTD
OCT	3	3	0	0	4	4
NOV	41	44	0	0	0	4
DEC	3	47	0	0	7	11
JAN	2	49	0	0	0	11
FEB	0	49	0	0	0	11
MAR	0	49	1	1	4	15
APR						
MAY						
JUN						
JUL						
AUG						
SEPT						
FY TTLS		49		1		15

CITY HALL POSTAGE REPORTS

OUTGOING MAIL			(UVMS) BILLED			POSTAGE USED		
FY 2022-2023	MAIL	YTD	FY 2022-2023	MAIL	YTD	FY 2022-2023	MAIL	YTD
OCT	2721	2721	OCT	\$ 3,625.14	\$ 3,625.14	OCT	\$ 346.50	\$ 346.50
NOV	3258	5979	NOV	\$ 3,237.26	\$ 6,862.40	NOV	\$ 356.40	\$ 702.90
DEC	2608	8587	DEC	\$ 2,533.07	\$ 9,395.47	DEC	\$ 258.10	\$ 961.00
JAN	5216	13803	JAN	\$ 4,878.03	\$ 14,273.50	JAN	\$ 386.10	\$ 1,347.10
FEB	3082	16885	FEB	\$ 3,960.49	\$ 18,233.99	FEB	\$ 318.45	\$ 1,665.55
MAR	3614	20499	MAR	\$ 4,298.24	\$ 22,532.23	MAR	\$ 415.00	\$ 2,080.55
APR	3984	24483	APR	\$ 4,173.51	\$ 26,705.74	APR	\$ 308.80	\$ 2,389.35
MAY			MAY			MAY		
JUN			JUN			JUN		
JUL			JUL			JUL		
AUG			AUG			AUG		
SEPT			SEPT			SEPT		
FY TTLS		24483	FY TTLS		\$ 26,705.74	FY TTLS		\$ 2,389.35

GRANTS ADMINISTRATION





GRANTS ADMINISTRATION DEPARTMENT
MONTHLY REPORT
APRIL 2023

Grants Awarded	0
Grant Awards Amount	\$0
Local Match Amount	\$0
Grants Submitted	3
Requested Funding Amount	\$444,000
Local Match Amount	\$0
Requests for Information (RFIs) Submitted	5
Grants under Review and Development for Submission	6
FY 2022-2023 Year-to-Date Grant Awards	
Fiscal Year-to-Date Grants Awarded (Grants awarded after Oct. 1, 2022, including grants submitted before Oct. 1, 2022)	12
Fiscal Year-to-Date Grant Award Amount	\$5,600,750.68
Fiscal Year-to-Date Local Match Amount for Grant Awards	\$1,532,100.45
FY 2022-2023 Year-to-Date Grant Submissions	
Fiscal Year-to-Date Grants Submitted	20
Fiscal Year-to-Date Requested Funding Amount	\$44,069,334
Fiscal Year-to-Date Local Match Amount for Grants Submitted	\$420,518.75

GRANTS SUBMITTED

- Office of the Governor's (OOG) FY 2022 Operation Stonegarden Grant
 - Grant application submitted on April 12, 2023 for \$345,000, and no local match, to fund overtime costs to increase patrols along the Interstate 69C corridor in an effort to disrupt the trafficking of persons, drugs and weapons smuggled into and through Texas from Mexico. The OOG is the pass-through entity for these FEMA funds that were awarded to Hidalgo County. According to Hidalgo County's approved budget, Edinburg is eligible to apply to the OOG for \$345,000, comprised of \$279,058 in overtime costs, and \$65,924 in fringe benefits. No local match required. Award notification is anticipated in May 2023.
- Office of the Attorney General's (OAG) FY 2024-2025 Victim Coordinator and Liaison Grant (VCLG)
 - Grant application submitted on April 14, 2023 for \$99,000 to continue funding the salary and benefits of the Edinburg Police Department's Crime Victim Liaison. The grant request is \$49,500

for FY 2024, and \$49,500 for FY 2025, for a total project cost of \$99,000. There is no match required however the City will need to contribute funds if the applicant qualifies for the highest salary amount, estimated up to \$14,093. Award notification is anticipated by August 2023.

- US Department of Energy's Energy Efficiency and Conservation Block Grant (EECBG)
 - Pre-Award Information Sheet (Application Step 1 of 2) was submitted on April 28, 2023. This grant funds energy efficiency improvements that maximize benefits for local and regional communities for a variety of projects, such as developing a clean energy strategy, making buildings more energy-efficient, developing electric vehicle infrastructure, etc. Because Edinburg's population is over 35,000, the City is eligible to apply for a formula grant. Based on population, the City is eligible to apply for a grant of \$153,020, with no local match required. Project TBD. The application deadline (Step 2 of 2) is Jan. 31, 2024.

REQUESTS FOR INFORMATION (RFI)

- RFIs submitted for the following grants:
 - Office of the Governor's FY 2024 Rifle Resistant Body Armor Grant
 - Grant submitted on Feb. 9, 2023 for \$317,110, with no local match, for 190 National Institute of Justice Level III rifle-resistant vests and 380 NIJ Level III rifle-resistant plates. RFI submitted the model designation number for vests and plates for purchase from the NIJ Compliant List, as requested by the OOG, on April 25. An additional RFI was requested on April 25 for a cost breakdown per unit and is due by May 9.
 - Office of the Governor's FY 2024 Criminal Justice Grant
 - Grant submitted on Feb. 9, 2023 for \$51,500, and no local match, for the acquisition of two portable handheld narcotics analytical instruments and required associated supplies to sustain and enhance operations to address drug-related crime. RFI submitted a more detailed cost breakdown and an edit on the budget line item description as requested by the OOG, on April 14.
 - Texas Division of Emergency Management's Hazard Mitigation Grant for DR-4586 (2021 Freeze)
 - Grant submitted on Sept. 7, 2021 for \$600,000, with a required \$200,000 match, for a total project cost of \$800,000 to fund a generator for the West Water Treatment Plant. RFI submitted with an adjusted timeline to account for the delay in receiving grant award; a cost breakdown that included management costs and reflected the decrease in the match amount from 200,000 (25%) to \$80,000 (10%); a revised budget narrative; and revised federal forms to reflect the decrease in matching funds, on April 14.
 - Office of the Governor's FY 2024 Violence Against Women Justice and Training Grant
 - Grant submitted on Feb. 9, 2023 for \$16,800, with a required \$7,200 match, for a total project cost of \$24,000 to fund travel and training costs for 4 Edinburg Police Department officers to attend a Rape Aggression Defense training, and a RAD suit, so officers can provide the RAD training to the community. RFI submitted with justification for out-of-state travel costs, as requested by the OOG, on April 18.
 - US Department of the Interior's FY 2023 Small-Scale Water Efficiency (WaterSMART) Grant
 - Grant submitted on April 26, 2022 for \$100,000, with a required \$100,000 match, for a total project cost of \$200,000 to fund the replacement of 500 residential water meters with smart water meters to prevent water loss in an underserved residential area. Grant

awarded on Feb. 15, 2023. RFI submitted with additional milestones on the project timeline, as requested by the USDOT, on April 21.

GRANTS UNDER REVIEW AND DEVELOPMENT

- Ongoing research of federal and state grants for possible development.
- US Department of Energy's Energy Efficiency and Conservation Block Grant (EECBG)
 - Grant development continues. This grant funds energy efficiency improvements that maximize benefits for local and regional communities for a variety of projects, such as developing a clean energy strategy, making buildings more energy-efficient, developing electric vehicle infrastructure, etc. Because Edinburg's population is over 35,000, the City is eligible to apply for a formula grant. Based on population, the City is eligible to apply for a grant of \$153,020, with no local match required. Project TBD. Grant Opportunity Form sent to Public Works and Engineering Departments on April 24. The required Pre-Award Information Sheet (Application Step 1 of 2) was submitted on April 28, as required by the DOE. The application deadline (Step 2 of 2) is Jan. 31, 2024.
- US Environmental Protection Agency's Climate Pollution Reduction Grant – Phase 1 Planning Grant
 - Grant development continues. This grant funds the development and implementation of plans for reducing greenhouse gas emissions and other harmful air pollution. The EPA has made \$1 million planning grants available to the 67 largest MSAs in the country, no match required. The Edinburg MSA is eligible to apply for the \$1 million Planning Grant, via the MSA's lead agency, the City of McAllen. This application will be completed collaboratively with the cities of McAllen and Mission. EPA will issue a separate notice of funding opportunity regarding Phase 2 Implementation Grants, which will be awarded under a competitive process to implement measures contained in plans developed with Planning Grants. Entities included in, or covered by, such plans will be eligible to apply for Phase 2 Implementation Grants. The Notice of Intent to Participate (NOIP) was submitted to the EPA by the City of McAllen on April 28, along with the letter of support provided to McAllen from Edinburg. Grant Opportunity Form sent to the Utilities Department on April 28. The Phase 1 Planning Grant application deadline is May 31.
- Rio Grande Valley Metropolitan Planning Organization's FY 2023-2024 Transportation Alternatives Set-Aside (TASA) Grant Program
 - Grant development continues. This grant funds transportation alternatives, including bicyclist and pedestrian infrastructure and planning. A 20% local match is required. The application period opened March 1. Project will focus on the Cano Hike-and-Bike Trail with limits roughly from 8th Street to 18th Street, and then heading south on 18th Street to either Freddy Gonzalez or Vanguard Academy. Cost estimate TBD. The deadline is May 31. Award notification is anticipated in September 2023.
- Texas Department of Transportation's FY 2023 Transportation Alternatives Set-Aside (TASA) Program – Active Transportation Network Enhancements Grant
 - Grant development continues. Preliminary grant application was submitted on Jan. 25 for the Freddy Gonzalez Drive and Closner Boulevard Intersection Improvements Project in the amount of \$500,000. Edinburg is eligible to use Transportation Development Credits in lieu of the 20 percent

required local match. On Feb. 21, 2023, TxDOT preliminarily advised that this project was selected to move forward to complete a full application. On March 15, the Grants Administration and Engineering staff reviewed and discussed the project with the local Pharr TxDOT District staff, as required by TxDOT. On Friday, March 31, TxDOT officially cleared this project to move forward and now complete a detailed application that is due June 5. Award notification for the full, detailed application is anticipated in October 2023.

- Texas Department of Transportation’s FY 2023 Transportation Alternatives Set-Aside (TASA) Program – Active Transportation Non-Infrastructure Grant
 - Grant development continues. Preliminary grant application submitted on Jan. 25 for a planning grant to update the City’s 2017 Bicycle and Pedestrian Master Plan in the amount of \$300,000. Edinburg is eligible to use Transportation Development Credits in lieu of the 20 percent required local match. On Feb. 21, 2023, TxDOT preliminarily advised that this project was selected to move forward to complete a full application. On March 15, the Grants Administration and Engineering staff reviewed and discussed the project with the local Pharr TxDOT District staff, as required by TxDOT. On Friday, March 31, TxDOT officially cleared this project to move forward and now complete a detailed application that is due June 5. Award notification for the full, detailed application is anticipated in October 2023.
- Texas GLO’s Resilient Communities Program (RCP)
 - This grant funds the development, adoption, and implementation of modern and resilient building codes and flood damage prevention ordinances to ensure that structures built within the community can withstand future hazards. The City is eligible to apply for up to \$300,000. More information will be provided upon further review. This grant has a rolling deadline until all grant funds are expended.

GRANT COMPLIANCE

Active Grants under Compliance	30
Compliance Monitoring Reviews	30

- Completed eligibility determinations for 14 American Rescue Plan Act (ARPA) State and Local Fiscal Recovery Funds (SLFRF) projects.
- Created PowerPoint presentation and assisted with budget updates and ARPA agenda item that was presented to City Council on April 18, 2023.
- Attended Pre-Construction meeting for the Public Works FY 2022-2023 CDBG Solar Street Lights projects and presented CDBG regulatory compliance.
- Created PowerPoint presentation for HUD’s upcoming National Virtual Conference for Best Practices of Financial and Administrative Controls.
- Presented project recommendations for the FY 2023-2024 CDBG Annual Action Plan to the Community Development Council.

- Presented a request for Substantial Amendment #3 to the FY 2019-2020 Annual Action Plan for reprogramming of CDBG-CV3 funds to the Community Development Council.
- Prepared and submitted the CDBG quarterly federal financial report for quarter ending 03/30/23.
- Prepared and submitted the quarterly progress report for the TPWD Chapin Hike & Bike Trail.
- Completed compliance review for reimbursement requests totaling \$104,298.74 for 6 active grants.
- Completed compliance review, re-certification and processed payments for 3 CDBG Emergency Rental Assistance Program (CDBG ERAP) applicants.
- Reviewed and approved 1 new CDBG ERAP application. All CDBG ERAP funds have been obligated. The funds will be fully expended by May 2023.
- Attended progress meetings and provided grant compliance requirements for:
 - CDBG FY 2021-2022 De Zavala Splash Pad (PARD)
 - CDBG FY 2021-2022 Brennaaleen-Cedar DIP Phase I
 - TXDOT CSJ 0921-02-392 Cano Trail Lighting – Edinburg Hike and Bike
 - ARPA-SLFRF – Waste Water Treatment Plan Generator
- Reviewed and submitted a compliance approval memo to Finance for the Federal Financial Reports (FFRs) and Financial Status Reports (FSRs) for the following grants:
 - FY 2021 Community Oriented Policing Services, Grant #15JCOPS-21-GG-03411-UHPX
 - FY 2023 Victim Assistance, General Victim Assistance Direct Services Program. Grant #4429501
 - FY 2023 Local Border Security Program (LBSP), Grant #2994308
- Reviewed and submitted a compliance approval memo for PD to submit the quarterly progress reports for the following grants:
 - FY23 Project Safe Neighborhoods Grant Program, Grant #4457701
 - FY 2023 Victim Assistance, First Responder Mental Health Program, Grant #4457801
 - FY 2023 Victim Assistance, General Victim Assistance Direct Services Program, Grant #4429501



**GRANTS ADMINISTRATION DEPARTMENT
CDBG PROGRAM MONTHLY REPORT - APRIL 2023**

- Held meeting with Community Development Council to discuss and approve requests submitted by City Departments & Public Service Agencies the FY 2023-2024 Annual Action Plan
- Held meeting with Community Development Council to discuss and approve Amendment No. 3 to the FY 2019-2020 CDBG Program Annual Action Plan to reprogram unexpended funds from the CARES ACT-CDBG-CV3

FY 2022-2023 CDBG PROGRAM

PROJECTS	BUDGET	EXPENDITURES	ENCUMBERED	BUDGET BALANCE	PROPOSED GOALS	ACTUAL GOALS	STATUS
Program Administration	220,000.00	\$ 64,693.83		155,306.17			
Housing Administration	52,417.49	\$ 10,102.10		42,315.39			
Amigos Del Valle, Inc.	45,000.00	\$ 24,935.76		20,064.24	38	42	Ongoing
CAMP University	12,000.00	\$ 4,752.64		7,247.36	6	7	Ongoing
CASA of Hidalgo County, Inc.	10,000.00	\$ 1,444.28		8,555.72	18	16	Ongoing
Children's Advocacy Center of Hidalgo County	20,000.00	\$ 10,074.18		9,925.82	65	88	Ongoing
Comfort House	5,000.00	\$ -		5,000.00	3		Ongoing
LRGVDC-Area Agency on Aging	8,000.00	\$ 1,000.00		7,000.00	20	12	Ongoing
Women Together	10,000.00	\$ 3,580.50		6,419.50	50	57	Ongoing
Edinburg Municipal Park -Field Turf Project	340,000.00	\$ -		340,000.00	21880		Ongoing
Evangeline Gardens Subd.-Solar Street Lighting	40,809.00	\$ -		40,809.00	3510		Ongoing
Holly Heights Subdivision-Solar Street Lighting	64,615.00	\$ -		64,615.00	3510		Ongoing
Bar 6 Subdivision-Solar Street Lighting	37,752.00	\$ -		37,752.00	4490		Ongoing
Max Subdivision-Solar Street Lighting	20,404.00	\$ -		20,404.00	4490		Ongoing
Portable Radios 800 Mhz P25	120,000.00	\$ -		120,000.00	44085		Ongoing
Wildland/Extrication Protective Clothing	80,000.00	\$ -		80,000.00	44085		Ongoing
Emergency Rental Assistance Program	64,000.00	\$ 63,430.00		570.00	20	19	Complete
Housing Rehabilitation Assistance Program	162,570.00	\$ -		162,570.00	3		Ongoing
TOTALS	\$ 1,312,567.49	\$ 184,013.29	\$ -	\$ 1,128,554.20			

Edinburg Municipal Park - Field Turf Projected: Notice to proceed has been issued and project is underway and scheduled for completion August 2023.

Solar Lighting Projects: Notice to proceed has been issued and projects are underway and scheduled for completion on July 2023.

Portable Radios/Protective Clothing: Equipment has been ordered and is estimated to be delivered by May 2023.

Housing Rehabilitation Assistance Program: The rehabilitation of two homes and the reconstruction of one home are underway. Lead based paint testing is scheduled for the rehabilitation of one home, and the other home is pending the work-write-up. The plans and specifications have been completed for the reconstruction.

FY 2021-2022 CDBG PROGRAM

PROJECTS	BUDGET	EXPENDITURES	ENCUMBERED	BUDGET BALANCE	PROPOSED GOALS	ACTUAL GOALS	STATUS
Program Administration	130,000.00	\$ 129,509.64		490.36			
Housing Administration	45,000.00	\$ 44,991.24		8.76			
Amigos Del Valle, Inc.	15,000.00	\$ 15,000.00		-	10	21	Complete
CAMP University	8,000.00	\$ 8,000.00		-	5	8	Complete
CASA of Hidalgo County, Inc.	10,000.00	\$ 10,000.00		-	25	19	Complete
Children's Advocacy Center of Hidalgo County	15,000.00	\$ 15,000.00		-	55	119	Complete
Comfort House	5,000.00	\$ 5,000.00		-	3	3	Complete
Women Together	9,042.00	\$ 9,042.00		-	50	125	Complete
De Zavala Park - Splash Pad	400,000.00	\$ -		400,000.00	13285		Ongoing
Brennaaleen Cedar Detention Pond Project - Phase I	304,454.00	\$ 120,381.50		184,072.50	1995		Ongoing
Riverbend - Solar Street Light Project	16,450.00	\$ 16,450.00		-	1595	1595	Complete
Housing Rehabilitation Assistance Program	300,000.00	\$ 271,176.00		28,824.00	4	3	Complete
TOTALS	\$ 300,000.00	\$ 644,550.38	\$ -	\$ 613,395.62			

De Zavala Park -Splash Pad: Project is underway. Equipment is delivered. Project to be completed by July 2023.

Brennaaleen Cedar Detention Pond Project: Survey, Appraisal, ROW services and Land Acquisition have been completed. The project is under engineering design and geo-tech survey has been ordered. On track to be completed August 2023.

CDBG-CV PROGRAM

PROJECTS	BUDGET	EXPENDITURES	ENCUMBERED	BUDGET BALANCE	PROPOSED GOALS	ACTUAL GOALS	STATUS
Emergency Rental Assistance Program	506,766.00	\$ 506,734.00		32.00	150	340	Complete
Amigos Del Valle, Inc. - Meals-on-Wheels	106,000.00	\$ 106,000.00		-	75	112	Complete
TOTALS	\$ 612,766.00	\$ 612,734.00	\$ -	\$ 32.00			

Emergency Rental Assistance Program: The balance of \$32.00 will reprogrammed into the Amigos del Valle, Inc. - CDBG-CV- Meals-on-Wheels Program through a Substantial Amendment.


CDBG-CV3 PROGRAM

PROJECTS	BUDGET	EXPENDITURES	ENCUMBERED	BUDGET BALANCE	PROPOSED GOALS	ACTUAL GOALS	STATUS
Program Administration	28,196.00	\$ 28,196.00		-			
Amigos Del Valle, Inc.	7,000.00	\$ 7,000.00		-	75	75	Complete
Food Bank of the RGV	100,000.00	\$ 26,820.95		73,179.05	3115	819	Complete
Broadband Infrastructure Project	428,742.00	\$ 394,548.59		34,193.41	75,520		Complete
TOTALS	\$ 428,742.00	\$ 456,565.54	\$ -	\$ 107,372.46			

Food Bank of the RGV: The FBRGV Subrecipient Agreement expired on February 15, 2023. The budget balance will be reprogrammed into the Amigos del Valle, Inc. - CDBG-CV- Meals-on-Wheels Project through a Substantial Amendment.

Broadband Infrastructure Project: Project is complete and was launched in April 2023. The budget balance will be reprogrammed into the Amigos Del Valle, Inc. - CDBGCV- Meal-on-Wheels Project through a Substantial Amendment.

COMMUNICATIONS AND MEDIA



City of Edinburg-Government Social Media Report April 2023						
Post Description	Medium	Reached	Likes	Shares	Comments	Video Views
FACEBOOK						
Get to know one of our heroes of the Dustin Michael Sekula Memorial Library in our latest edition of "On the Job." #OurEdinburg #OnTheJob	Video	3036	17	4	0	1079
We had so much fun at the Dia de Los Niños Día de los Libros event! Kids got to enjoy free books, fun games & activities, and prizes! Thank you to everyone who showed up and participated on this special day!	Photo/Graphic	9912	42		0	0
Still without power? Here are the latest restoration times from AEP	Photo/Graphic	12168	48	23	8	0
REMINDER for Edinburg residents: The landfill is available Monday thru Friday 7am - 6pm and Saturday 7am - 2pm for any storm debris you may have. If you can't transport your storm debris to the landfill, you can still take advantage of the brush and debris collection services during your normal schedule.	Photo/Graphic	10552	29	7	6	0
The Edinburg Economic Development Corporation hosted a Retail Development Roundtable with realtors, developers, and land owners to discuss opportunities available for retail growth and community development in Edinburg. We're excited to see the continued growth of our three time All America City! #EdinburgProud #OurEdinburg	Photo/Graphic	7015	26	2	0	0
The latest power restoration times from AEP Texas.						
Friendly reminder if you're still experiencing a power outage, report it to your utility provider.	Photo/Graphic	12797	30	28	3	0
POWER OUTAGE UPDATE	Photo/Graphic	15294	122	29	15	0
We know many of you are hard at work clearing debris & helping your neighbors. Thanks for looking out for one another!						
Our City crews have also been at work since early this AM to clear downed trees and repairing traffic signals. Thank you to our dedicated employees.	Photo/Graphic	24074	342	28	14	0
If you sustained damage to your home or business during last night's severe storms, please report your damage here: damage.tdem.texas.gov						
This survey assists officials with identifying resource needs and determining eligibility for disaster assistance.	Photo/Graphic	8496	26	32	2	0

<p>If you are experiencing a power outage in your area, please report it to your electric provider. The city does NOT handle restoration times. Thank you! Report here</p> <p>AEP: https://www.aeptexas.com/outages/report/ Magic Valley: https://magicvalley.coop/</p>	Photo/Graphic	7481	15	4	1	0
<p>It's still breezy out there. Winds are gusting between 35 and 40 mph across the area. The strong wind will weaken mainly after 4 pm. Secure those outdoor items like your trash can! #RGVwx</p>	Photo/Graphic	9966	40	16	1	0
<p>FROM AEP: As of 9 a.m., crews reduced outages to approximately 90,000 compared to the estimated peak of 156,000 earlier this morning. Here are the most current estimated AEP restoration times for the RGV. These are AEP PROJECTIONS that could change as restoration efforts continue.</p>	Photo/Graphic	89642	979	691	87	0
<p>10:33am UPDATE: Edinburg to McAllen connector has reopened.</p> <p>TRAFFIC ALERT/PHARR INTERCHANGE: the Edinburg to McAllen connector, is currently CLOSED due to a disabled 18-wheeler.</p>	Photo/Graphic	19928	125	51	8	0
<p>2:20pm: All intersections are back in service.</p> <p>10:26am UPDATE: All intersections are back in service with the exception of: 107 & Depot 107 & Bicentennial 107 & 10th St.</p> <p>!! Due to last night's bad weather we have several intersections that are without power or need repairs at this time. Please avoid these areas or treat the intersections as a 4-way stop if you have to drive through.</p>	Photo/Graphic	27365	189	151	10	0
<p>Baseball Parents FYI</p>	Photo/Graphic	6820	11	5	1	0
<p>MOTORISTS: there is damage to the street lights/signs in several intersections. The storm ripped off the signals or some are hanging. Please avoid the area, and if you have to use them, treat them as a 4-way stop.</p>	Photo/Graphic	13473	122	62	1	0
<p>AEP Texas reports currently ~125,000 people without power in the Rio Grande Valley. AEP Texas Outage Map located :</p>	Photo/Graphic	11527	80	24	11	0
<p>PLEASE stay off the roads.</p>	Video	4357	19	8	0	2055
<p>!! Stay weather aware Edinburg!!</p>	Video	4267	27	7	0	1756
	Video	3136	20	6	0	1044

Be aware!	Video	3340	21	2	0	1659
Here's a recap of the recent visit from the Texas State Aquarium at our Boys & Girls Clubs of Edinburg RGV! The kids learned about the importance of caring for our ecosystem while performing mock animal rescues! Thank you for the fun lesson! #EdinburgCares #TexasStateAquarium	Video	2637	18	1	0	807
ATTENTION SENIORS: Be sure to come out to our Senior De Mayo Event, May 5th from 9am to 12pm! This FREE event will be held at 315 Mark S. Pena Dr. and will include a morning of games, food, and more!	Video	3264	33	10	0	1016
Business is BOOMING! In the first three months of this year, construction activity has surpassed \$107 million! That's almost 3 times the activity from this time last year! We're always happy to see growth in our city, and we can't wait to see what's in store in the near future. #EdinburgProud #OurEdinburg	Photo/Graphic	10266	64	9	12	0
Slight risk for severe weather tonight. Please stay safe and keep tabs on the weather!	Photo/Graphic	14223	70	27	11	0
The City of Edinburg is thriving and hiring! We'd love to have you on our team! Please visit our website to look for your job opportunity! #EdinburgCares #OurEdinburg						
https://cityofedinburg.com/departments/human_resources_civil_service/employment_opportunities.php	Photo/Graphic	10146	27	9	1	0
!! Here we go again... There's another chance for isolated severe thunderstorms possible tomorrow evening through early Saturday morning. The whole Valley is under a SLIGHT risk for severe weather, with damaging wind and hail being the main threats.	Photo/Graphic	13951	151	37	34	0
Today we welcomed over 100 leaders from around the state to examine how business, healthcare, and educational policies intersect. The importance of Texas women in our history, economy, and culture will be highlighted at this statewide leadership conference. The Texas Lyceum	Photo/Graphic	11932	130	9	4	0
Enjoy a recap of the candlelight vigil held at the Wall That Heals. The City of Edinburg invited Valley citizens to pay their respects to those who lost their lives in the Vietnam War. We'll always remember these heroes for their ultimate sacrifice. Thank you. #TheWallThatHeals #RGVproud	Video	2161	21	4	0	555
A pair of local artists have created a cool mural honoring Edinburg's own Grupo Frontera. Check it out! Drop by 215 E. Cano St. and snap a selfie when you have a sec. #NoSeVa #EdinburgProud	Video	7985	206	30	9	2641
	Video	2460	10	1	0	1127

Join us in celebrating March's Employee of the Month, Yadira 'Yaya' Hernandez! Yaya does an amazing job as graphic designer for our Communications & Media Department, creating many of the flyers and designs you see each day. Thank you for your contribution to the city! #OurEdinburg	Photo/Graphic	27635	407	16	18	0
Ready to make a splash? If you're interested in a fun environment and looking to learn valuable work experience, visit the following link and apply today! #EdinburgCares #EdinburgHelps https://www.applicantpro.com/openings/cityofedinburg/jobs/2815792/TX-Texas/Edinburg/Lifeguard	Photo/Graphic	6592	29	13	0	0
Severe storms are possible as a cold front pushes through the Valley TODAY. The front itself isn't that strong, however, an upper-level disturbance will support the potential for hail and strong winds. The best chance for thunderstorms: 11AM-5PM.	Photo/Graphic	34688	578	227	42	0
Want to know what your city departments do? We've started a new series, "Exceptional Edinburg" to give you an inside look at all the great things happening within our community. Take a look at our first spotlight, Chief Ayala and the City of Edinburg Police Department. #OurEdinburg #WorkingForYou	Video	2347	17	3	0	551
!!Severe storms with DAMAGING WINDS and LARGE HAIL possible again TOMORROW! Stay updated on the weather!	Photo/Graphic	35950	653	279	57	0
What a day! Edinburg's City Council joined firefighters today for the first-ever 'Push-In' Ceremony for the department's new rescue/tanker & pumper. The tradition stems from when fire equipment was disconnected from the horses that pulled it, so that it could be pushed into the firehouse bay. #EdinburgProud #EdinburgFD	Photo/Graphic	10669	162	8	2	0
Another frontal boundary will kick up rain and thunderstorms across the Valley tomorrow. Some strong to severe storms are possible. Stay weather aware!	Photo/Graphic	7013	30	21	0	0
Give it up for our awesome administrative professionals! We appreciate all you do for the departments you serve! We couldn't do it all without you. Happy Administrative Professionals Day!	Photo/Graphic	13293	115	2	5	0
Two new fire trucks will be blessed and officially pushed into service.	Video	5652	73	4	5	1739
Strong thunderstorms are possible tomorrow and Saturday, with warm temperatures on Friday. Cooler temperatures and very comfortable conditions are expected Sunday into Monday. #RGVwx #txwx	Photo/Graphic	7012	34	10	2	0

Join us for a "Push-In Ceremony" for two new fire trucks tomorrow morning at Central Fire Station! This fire service tradition dates back to the 1800s and will be a first for the City of Edinburg! #EdinburgFD #EdinburgProud	Photo/Graphic	6943	56	9	1	0
No Se Va, No Se Va This is TOO COOL! A Grupo Frontera mural is going up at 215 E. Cano St. Go take a selfie! And in case you didn't know, the Edinburg band also won a Latin AMA for "Mejor Cancion - Regional Mexicano." It's been a whirlwind week for the sons of Edinburg! Artist cred: Alex Andro & Uriel Landeros AMAZING work!	Photo/Graphic	155892	2771	272	97	0
It's National Library Week! The Sekula Memorial Library have some exciting activities on the agenda, so join us for a week of all-ages fun! For additional information, contact (956) 383-6246. #CityOfEdinburg #SekulaLibrary	Photo/Graphic	7050	26	7	1	0
Registration is now open for the Boys & Girls Clubs of Edinburg RGV Summer Camp! This program is from June 5th to August 3rd, Mon-Fri, 7:30AM - 5:30PM. Sign-up includes FREE breakfast & lunch, club membership, and a Summer full of fun! #EdinburgCares #EdinburgHelps	Photo/Graphic	15549	51	31	9	0
Tomorrow's expected to be dry and hot. The first of two cold fronts will come through on Thursday bringing some thunderstorms, and a second cold front will move through the area on Saturday bringing some cooler temperatures for that night. #TypicalRGVwx	Photo/Graphic	11545	99	29	9	0
A candlelight vigil was held at The Wall That Heals to honor the heroes that passed during the Vietnam War. Thank you to those that came to pay your respects and made the night a special one. #TheWallThatHeals #EdinburgCares	Photo/Graphic	11474	133	7	3	0
It's incredible to see a band from Edinburg making history performing at Coachella along with headliner Bad Bunny. ICYMI: here's Grupo Frontera performing "un x100to" at one of the biggest music festivals in the world. #EdinburgProud #SonsOfEdinburg (Cred: Coachella)	Video	81460	2370	185	43	27875
Setting the standard! Surrounding municipalities visited the City of Edinburg to participate in our mock stormwater inspections. Our Public Works division teaches them about our practices and standards so they can implement them in their own cities. #EdinburgCares #EdinburgHelps	Video	2178	31	1	0	542
Help spread the word...sign-up up for Code Red and receive City of Edinburg water alerts, weather warnings, and road closures. Follow the link to receive emergency notifications. #EdinburgHelps #EdinburgCares #CodeRed https://public.coderedweb.com/CNE/en-US/BF37B67B7FD4	Photo/Graphic	9688	47	23	2	0

It was a night full of fun, food, and music at the 2023 Edinburg Music Fest! Have a look at some of the great acts that got to grace the Promenade Park Amphitheater! #OurEdinburg #MusicFriendlyCity	Video	3927	58	3	3	1578
Edinburg City Council recognized April 29th as World Wish Day! Make-A-Wish Rio Grande Valley was founded in 1997 and has granted more than 1,530 wishes in the RGV! The impact this organization has had on the children of our community is immeasurable. Thank you! #EdinburgCares #MakeAWish	Photo/Graphic	9029	42	3	1	0
!! Storm is moving closer. It's expected to hit Edinburg around 1pm. Please stay updated as it approaches. Please prepare for this weather event by removing objects in the yard that might be blown away and securing items like your trash can!	Video	8698	61	47	4	5340
All of the RGV is under a severe thunderstorm warning until 2pm. Severe thunderstorms today could bring: Hail Strong Winds Rainfall Flash Flooding	Photo/Graphic	16682	196	81	4	0
KNOW what enhanced risk means.	Photo/Graphic	11391	35	17	2	0
Edinburg, stay weather aware! We've been upgraded to an Enhanced Risk for Severe Weather for Today: Main threats will be damaging winds & hail. Winds up to 60 to 70 mph are looking likely with these storms. #RGVwx	Photo/Graphic	62345	735	460	79	0
It was a beautiful night in Edinburg as The Wall That Heals hosted their candlelight vigil in honor of the service members that gave the ultimate sacrifice during the Vietnam War. Thank you to everyone who came to pay their respects. #TheWallThatHeals	Photo/Graphic	8909	90	7	2	0
Ummm... Edinburg's own Grupo Frontera hit the stage at @coachella with Bad Bunny to perform their new hit single! Wow, congrats! □ . : @sernasfilms_frontera	Photo/Graphic	374129	11300	1388	126	0
Edinburg City Council held a proclamation to recognize the great individuals in our city's Public Safety Telecommunications team! Thank you for all of the great work you do to serve our city! #EdinburgProud #EdinburgsFinest	Photo/Graphic	10421	69	5	5	0
Buckle up, we may be in for another round of severe weather tomorrow. We're in a 'Slight Risk' again Sunday with damaging winds & large hail as the main threats. Timing is still uncertain, but storms will most likely begin early afternoon.	Photo/Graphic	20026	186	86	30	0

Reduce, reuse, recycle! In honor of Earth Day, the City of Edinburg hosted our Road to Recycling Tire Collection event, where residents took the opportunity to drop off their old tires at three locations in Edinburg. Thank you to those who contributed in making our city a cleaner one! #OurEdinburg #CleanEdinburg	Photo/Graphic	10033	74	4	10	0
!! Heads up! While it may be quiet today, prepare for another *possible* round of storms with hail and damaging winds. The Valley is under a "slight" risk for severe weather TOMORROW. Some storms will be capable of producing large hail.	Photo/Graphic	28825	371	191	30	0
You're invited to join us for a Candlelight Vigil TONIGHT at 8PM, in honor of the Wall That Heals. This event will honor those who made the ultimate sacrifice during the Vietnam War from Brooks, Cameron, Hidalgo, Starr, and Willacy County. #TheWallThatHeals #EdinburgCares	Photo/Graphic	4924	26	3	1	0
Get rid of your old tires for free in Edinburg! ☐ TODAY, you can drop off your tires at three different locations in Edinburg. All you need to do is bring your ID and a utility bill for proof of residency! RESIDENCY MUST BE INSIDE CITY LIMITS.	Photo/Graphic	6342	20	14	1	0
The Wall That Heals has arrived in Edinburg. Take this once-in-a-lifetime opportunity to stop by Ebony Hills Golf Course at 300 W. Palm and pay your respects to our fallen heroes. It's open 24 hours until Sunday at 2pm. #EdinburgProud	Video	7389	226	38	8	3036
Pay up for a great cause! Mayor Ramiro Garza Jr., EEDC Director Raudel Garza, and Councilman Dan Diaz were placed under "arrest" today! Their crimes are for vowing to help beat cancer! They have pledged to help the Leukemia & Lymphoma Society's Visionary of the Year, Sabrina Walker Hernandez raise \$80,000 dollars in support of the @llssouthcentraltexas! #EdinburgCares #LLSVisionaries	Photo/Graphic	14504	174	4	16	0
!! 11-12 yr old boy's baseball games at Memorial Park are canceled due to rain and the field not being playable. All other games at Vackar Park, Municipal Park and Bicentennial Park are still on.	Photo/Graphic	8016	16	3	1	0
Please be safe and stay off the roads if possible. Pea sized hail already falling in west Edinburg. A flood advisory has been issued in Hidalgo County until 6:30pm.	Photo/Graphic	31920	472	124	61	0
TOMORROW: Each Edinburg resident will have the opportunity to recycle up to 20 tires free of charge! Please be advised that in order to participate you will need to bring an I.D. and utility bill that match and can be presented as proof of inside city limits residency. No tractor trailer tires or any type of agricultural/ farm machine or implement tires will be allowed. Site address for tire drop-off are as follows: 1. Edinburg Landfill 8601 N Jasman Rd. 2. Bicentennial Park 2202 W Sprague St. 3. Recycling center 3102 S. Business 281	Video	2656	8	4	0	1006

Friday 3:45pm update: A Severe Thunderstorm Warning is now in effect for parts of western Hidalgo County. The storm is moving quick toward Edinburg and McAllen. Please be safe out there!	Photo/Graphic	7947	51	16	0	0
A severe thunderstorm watch is in effect until 9pm this evening for all of the RGV. Isolated severe thunderstorms are possible, with strong winds and large hail being the main threat. Please stay weather aware!	Photo/Graphic	17889	216	107	23	0
LIVE Press Conference: The Edinburg Police Department shares details on an officer-involved shooting.	Video	7885	47	13	11	2937
	Photo/Graphic	22203	123	52	8	0
Take some time out of your day to visit the Wall That Heals. This mobile education center is a testament to the heroes that gave the ultimate sacrifice during the Vietnam War. #OurEdinburg #TheWallThatHeals #FreeEvent						
The wall is located at Ebony Hills Golf Course, 300 W. Palm Dr, and is open 24 hours until Sunday at 2PM.	Photo/Graphic	6108	60	6	1	0
PLEASE AVOID THE AREA OF 281 & OWASSA.	Photo/Graphic	18402	130	73	11	0
The RGV is under a "slight" risk for severe weather today. The atmosphere is stable, but a couple of boundaries this afternoon could help spark strong to severe thunderstorms. The storms *may* produce hail and damaging winds. #BePrepared #RGVwx	Photo/Graphic	17363	122	57	8	0
Today! Isolated showers and 'strong' thunderstorms are possible, temps will climb into the mid-90s before a cold front arrives. Temperatures will cool due to the showers, but then warm up again when the rain chances end.	Photo/Graphic	4764	17	5	0	0
Calling all dog owners! Looking for a fun way to spend time with your furry best friend? Bark in the Park is a one-of-a-kind experience that you and your pup won't want to miss. Bring your dog along to enjoy a night of UTRGV baseball. The first 200 furry fans receive a limited edition UTRGV bandana! #VsUp courtesy: UTRGV - The University of Texas Rio Grande Valley	Photo/Graphic	7712	47	5	6	0
We spy some Edinburg natives! Congrats to Grupo Frontera. They'll be performing tonight at the Latin American Music Awards. #EdinburgProud #NoSeVa	Photo/Graphic	27087	839	53	36	0
Our library rocks! Edinburg City Council held a proclamation to recognize the Dustin M Sekula Memorial Library for National Library Week and for its constant contribution to the community. Thanks for all you do! #EdinburgProud #EdinburgCares	Photo/Graphic	4505	25	1	3	0

Motorists: Please keep in mind. We'll have night closures on Sprague Road between 10th and Mon Mack, 10pm-6am. The contractor is working on drainage improvements at night to avoid disrupting traffic during the day. The closure is expected to run until May 20th. Thank you for understanding, and please drive safely.	Photo/Graphic	7551	22	13	3	0
We had an amazing turnout at The Wall That Heals Ceremony, commemorating the heroes that made the ultimate sacrifice to protect our great nation during the Vietnam War. Many thanks to those who showed their support, and a special mention to our local Veterans in attendance. #EdinburgProud #TheWallThatHeals	Photo/Graphic	16914	437	36	5	0
The Wall That Heals Ceremony	Video	2670	40	9	6	779
Visitors from the Texas State Aquarium's Wildlife 'Rescue on the Road Program' came to the Boys and Girls Club of Edinburg to teach students about their cause! The kids participated in mock animal rescues and learned the importance of caring for our ecosystem! #TexasStateAquarium #EdinburgCares	Photo/Graphic	6590	28		0	0
Join us for the Welcome Ceremony being held to commemorate the opening of The Wall That Heals! This free event will be held today at 10 AM. Come support your heroes! #EdinburgProud #TheWallThatHeals	Photo/Graphic	8117	61	4	4	0
Our Trash Bash was a major success! Thank you to the community for joining us at Trevino Park and doing your part to keep our community clean. Here's a quick recap of our weekend. #OurEdinburg #EdinburgProud	Video	2088	23	3	1	568
The UTRGV Office of Sustainability held an Earth Fest Arbor Day tree planting at the Child Development Center. Edinburg City Council commemorated the event with a proclamation recognizing April 19th as Arbor Day! A tree was planted, and afterward Councilman Dan Diaz read Dr. Seuss' The Lorax! #EdinburgCares #ArborDay	Photo/Graphic	9017	79	7	0	0
Local student-athletes & other members of the community lent their time to assist in the construction of The Wall That Heals. Thanks to the community for coming together for a great cause. The Vietnam Veteran replica wall will be on display beginning at 2PM at Ebony Hills Golf Course. #EdinburgProud	Photo/Graphic	37499	479	40	8	0
You're invited to join us for a Candlelight Vigil on Saturday, April 22nd, at 7 PM, in honor of the Wall That Heals. This event will honor those who made the ultimate sacrifice during the Vietnam War from Brooks, Cameron, Hidalgo, Starr, and Willacy County. #TheWallThatHeals #EdinburgCares	Photo/Graphic	3834	25	8	1	0
Get ready for this year's National Night Out! Mark your calendars for Tuesday, August 1st to join us for a night of fun! We'll also be celebrating the 100th anniversary of the Edinburg Police Department! #EdinburgProud #EdinburgsFinest	Photo/Graphic	7333	69	6	2	0

Reduce, reuse, recycle!							
This weekend, be sure to take advantage of our Road To Recycling Tire Collection event! On Saturday, April 22, you can drop off your tires at three different locations in Edinburg. All you need to do is bring your ID and a utility bill for proof of residency!							
For more information, please call the Department of Solid Waste Management at (956) 381-5635.	Photo/Graphic	4391	12	9	0	0	
An incredible meeting of the minds today! More than a dozen mayors, city leaders, and EDC representatives met up with the RGV Partnership to plan for a regional economic summit in the Valley. It's set for June in Edinburg. #EdinburgProud #RegionalCollaboration	Photo/Graphic	9267	174	6	1	0	
Our community is amazing! Special thanks to our law enforcement partners in neighboring cities for joining the procession to lead the wall into Edinburg. And thanks to all the patriotic residents lining the streets! The Vietnam Veteran replica wall will be on display beginning tomorrow at 2pm at Ebony Hills Golf Course. #EdinburgProud	Photo/Graphic	27975	537	48	12	0	
THANK YOU for joining us!!!	Video	1796	21	6	0	387	
TODAY! Join us to welcome the Wall That Heals in Edinburg. Wear your red, white and blue. This is a true honor for our All-America City. We are one of only 3 cities in Texas to host the wall, and more than 100 cities applied! #EdinburgProud #HonoringHeroes	Photo/Graphic	3873	40	6	0	0	
The RGV's talented young accordionists hit the stage at Edinburg's Music Fest for the "Big Squeeze" semi-finals competition. Those moving on to the finals are: 16 & under: Chelsea Campos/San Benito Giovanni Guerrero/Mission Roberto Martinez III/Edcouch Adiel Emmanuel Vazquez/Pasadena Grand Prize winners: Eligio Martinez/San Benito Gilberto Treviño/Palmview #TXProud #BigSqueeze	Photo/Graphic	14984	88	1	0	0	
The Outreach Docket was a big success! Our "traveling courtroom," held at Sekula Memorial Library, received a great response from the public. There were 75 people that we assisted that day with payment plans, extensions, or community service hours. We plan to host another "Outreach Docket" soon, so look for that in the near future! #EdinburgHelps	Photo/Graphic	7889	34	1	0	0	
□ #EdinburgProud #SonsOfEdinburg	Photo/Graphic	20611	370	36	11	0	
Congrats and welcome to Edinburg!	Photo/Graphic	17313	105	5	4	0	

Join us for the Welcome Ceremony being held to commemorate the opening of The Wall That Heals! This free event will be held Thursday, April 20 at 10 AM. Come support your heroes! #EdinburgProud #TheWallThatHeals	Photo/Graphic	4891	40	16	1	0
Take advantage of the City Of Edinburg's extended Amnesty Program! Take care of those unpaid traffic tickets now. You have until May 31st. #EdinburgHelps	Photo/Graphic	12419	50	46	8	0
The City of Edinburg would like to invite you to welcome "The Wall That Heals" this upcoming Tuesday, April 18, from 11:30AM to 12 noon. We ask the community to gather down Closner Blvd. from Montecristo Rd. to Mark S. Peña Dr. Remember to wear red, white or blue in honor of our fallen soldiers. #EdinburgCares #TheWallThatHeals	Video	3439	47	12	3	1279
Honor our heroes and welcome The Wall That Heals! Join us on April 18 from 11:30AM - 12PM. Wear your red, white, & blue, and bring your flags as the historic wall replica is welcomed into our city! #EdinburgProud #TheWallThatHeals	Photo/Graphic	3941	15	4	0	0
The City of Edinburg Parks & Recreation would like to invite you to the 7th Annual Cardboard Boat Regatta! This event will take place at the Edinburg Municipal Pool on Friday, May 19th, at 5:45PM! Sign up now to participate! #OurEdinburg #FamilyTime	Photo/Graphic	17981	89	27	12	0
Kudos! Edinburg's City Council recognized the Employee of the Month for February, Reyna Martinez, Engineering Technician II. Congratulations, Reyna, and thank you for the hard work you do for our three-time All-America City! #EmployeeSpotlight #EdinburgProud	Photo/Graphic	9032	41	1	7	0
Fill your Saturday night with music, food, drink, and fun for all ages at the Edinburg Music Fest! The party is just getting started so head over to the Promenade Park Amphitheater to enjoy this FREE EVENT! Edinburg Cultural Arts #FreeEvent #MusicFriendlyCity	Photo/Graphic	29975	175	10	6	0
Thanks for joining us Sydney!!!	Photo/Graphic	10729	68		2	0
Are you a veteran looking to honor your fellow heroes? Please consider volunteering your time at The Wall That Heals, a Vietnam Veterans Memorial Replica & education center. No previous experience is necessary. This special event is completely free and open to the public! #EdinburgCares #EdinburgHelps To sign up or learn more, please visit: https://cityofedinburg.com/wallthatheals/	Photo/Graphic	4135	9	4	1	0
Thank you for helping us keep our city beautiful, Edinburg!						
Our community joined us at Trevino Park this morning for Trash Bash and did their part by picking up litter in nearby neighborhoods. We appreciate that you all chose to spend your Saturday with us!	Photo/Graphic	7705	75	1	3	0
We're getting ready to kickoff Trash Bash this morning!	Video	5681	58	3	5	3720

Hot & sunny today! Highs will reach the mid to upper 90s.	Photo/Graphic	10278	89	22	3	0
Join us TODAY for two awesome events in Edinburg. You can still register for Trash Bash from 8am-9am. Then put on your dancing shoes for a FREE Music Fest kicking off at 2pm. Concerts run from 6-11pm.	Photo/Graphic	5403	14	3	4	0
Don't forget! Edinburg Music Fest is tomorrow! We'll see you at the Promenade Park Amphitheater for a fun night filled with music. Reminder that there will be no outside food or drinks permitted at this event. #OurEdinburg #MusicFriendlyCity	Photo/Graphic	13132	70	20	5	0
Welcome! #EdinburgProud	Photo/Graphic	31078	496	13	34	0
Go blue 4 kids! This month is Child Abuse Prevention month! Today, City of Edinburg employees wore blue to show their support for this important cause. #EdinburgCares #ChildAbuseAwarenessMonth	Photo/Graphic	7863	42	8	2	0
We want YOU to join our team! The City of Edinburg is hiring and currently accepting applications for multiple positions! Please visit our website to look for your next job opportunity! #edinburgcares #OurEdinburg https://cityofedinburg.com/departments/human_resources_civil_service/employment_opportunities.php	Photo/Graphic	13736	45	22	4	0
Do you have an outstanding ticket or warrant? Edinburg residents can join the Edinburg Municipal Court TODAY, Friday, April 14th, for their first ever Outreach Docket to discuss resolution options at the Dustin Michael Sekula Memorial Library, located at 1906 South Closner Boulevard, from 2 p.m. to 7 p.m. Those who present themselves voluntarily at the Outreach Docket will not be arrested. This opportunity allows the community to attend the traveling courtroom in various locations across the city to make arrangements to pay their outstanding warrants in full or to make payment arrangements. For more information, please call (956) 289-7797 or (956) 318-8819.	Video	2366	24	3	2	975
Think globally, act locally. Trash Bash 2023 is happening TOMORROW and it's not too late to register! Join us at Trevino Park tomorrow at 8 AM to sign up. Everyone is welcome, so bring your family & friends to help us clean up our beautiful city! #OurEdinburg #EdinburgHelps	Photo/Graphic	2424	4	2	0	0

Are you looking to settle an outstanding ticket or warrant? Our 'traveling courtroom' is a great opportunity to take care of these issues. The City of Edinburg Municipal Court will be hosting an Outreach Docket TODAY, April 14, 2-7pm at Sekula Memorial Library. For more information, contact (956)289-7797 or 318-8819. #EdinburgHelps	Photo/Graphic	3488	5	1	0	0
What a beautiful walk. CASA held their 24th annual Hidalgo County Child Abuse Prevention Awareness Walk & Candlelight Vigil. Hundreds of people committed to the protection of our youth joined in. Thank you to those who joined us today for this important cause. #EdinburgCares	Photo/Graphic	11174	114	9	1	0
The Edinburg Housing Authority held a groundbreaking for the new La Posada apartments today. It is a big moment for EHA since it has been 42 years since they last constructed new public housing units. The 36 new units will soon become homes for happy families! #EdinburgProud #OurEdinburg	Photo/Graphic	10710	96	7	9	0
The Valley has been awarded \$3.4 Million in federal funds for Boys & Girls Clubs. The Boys & Girls Clubs of Edinburg RGV will receive \$301,700 of that! These funds will ensure that the children of Edinburg will have a community to grow, learn, and play! Thank you Congressman Vicente Gonzalez!	Photo/Graphic	10005	179	8	8	0
Residents joined the Edinburg City Council, City Manager Myra Ayala, and city staff yesterday evening at Ebony Hills Golf Course to share their feedback on what they'd like to see added to the green space. The community was able to ask questions about plans for future growth, propose new ideas, and voice any concerns they may have for the development of the Ebony Hills Master Plan.	Photo/Graphic	8390	100	5	3	0
A couple more days! The Music Friendly City of Edinburg invites you to join us for a night of music, food, and fun at the Edinburg Music Fest on Saturday! Little Joe y La Familia & Grupo Solido will headline the FREE event. #OurEdinburg #EdinburgCares	Photo/Graphic	22228	107	25	18	0
Be careful on your morning commute. Patchy fog has formed over the RGV early this morning. Isolated pockets of dense fog reducing visibilities to 1/2 mile or less may occur.	Photo/Graphic	6833	15	5	0	0
Big congrats are in order! The Edinburg Police Department held a badge-pinning ceremony today to welcome in 4 new officers! They've committed to serving and protecting our community. We also had some promotions this afternoon for 2 new lieutenants and 3 sergeants. Join us in congratulating all of them! #EdinburgProud #EdinburgsFinest	Photo/Graphic	14469	182	6	13	0
Are you ready for kickoff? UTRGV - The University of Texas Rio Grande Valley Football Coach Travis Bush participated in a special meet & greet to introduce the program's FIRST football coaching staff. It was a unique opportunity to share his vision for the future of college football in the RGV. Soon we'll have our own football team to cheer on in our city! #EdinburgProud #VsUp	Photo/Graphic	22758	215	9	2	0

Mayor Ramiro Garza Jr. and Councilman Dan Diaz met with the Honorable Shalanda H. Baker, Director of the U.S. Department of Energy's Office of Economic Impact and Diversity, to discuss the growth of our city. These conversations are important to ensure our three-time All-America City has ample resources to best serve our community for years to come! #EdinburgCares #OurEdinburg	Photo/Graphic	6985	41	2	4	0
Please help keep our community beautiful! Trash Bash 2023 is happening this Saturday. Everyone is welcome! #CleanEdinburg #OurEdinburg	Photo/Graphic	5485	26	3	0	0
Warm temperatures and dry weather will be here for the week, until the Saturday passage of a cold front. Afterwards, expect cooler weather with isolated showers on Sunday.	Photo/Graphic	5697	35	9	2	0
We're doing our part to keep our community safe and educated! Staff from Edinburg Municipal Court visited Edinburg North High School and gave a presentation to 200 students about the functions of the municipal court, drinking & driving, and vaping. #OurEdinburg #EdinburgCares	Photo/Graphic	9042	45	3	1	0
You won't want to miss out on Trash Bash! The community clean-up will begin at 8 a.m. this Saturday, April 15th, at Trevino Park, located at 909 S. Monmack Road. The event is open to all ages and we encourage those interested to volunteer! To register, you can visit https://cityofedinburg.com/events_detail_T53_R860.php , or sign up in-person on Saturday morning. For more information, please call the Department of Solid Waste Management at (956) 381-5635.	Video	2014	10	3	1	773
Happy National Pet Day! Share photos of your furry friends with us in the comments! #edinburgcares #PetFriendlyCity	Photo/Graphic	7555	63	6	91	0
You never stop learning! The Edinburg Police Training Center hosted the TxDOT DDACTS Agency Workshop. The sessions help officers use data collection efforts and deploy resources to cut down on traffic accidents & crime! #EdinburgPD	Photo/Graphic	8577	20	1	0	0
Are you looking to settle an outstanding ticket or warrant? This is a great opportunity to discuss resolution options. The City of Edinburg Municipal Court will be hosting an Outreach Docket this Friday, April 14 from 2 to 7 PM at Sekula Memorial Library. For more information, contact (956)289-7797 or (956)318-8819. #EdinburgHelps	Photo/Graphic	3182	15	3	0	0
We want to hear your voice! Join us tomorrow to help us plan out the future of Ebony Hills Golf Course. Comments and suggestions are welcome! #EdinburgHelps	Photo/Graphic	2325	8		2	0

UPDATE ON LITTLE LEAGUE BASEBALL AND SOFTBALL GAMES: 7 p.m., 7:45 p.m., and 8 p.m. Little League Baseball and Softball games will continue as scheduled tonight, April 10, 2023, per the Edinburg Parks and Recreation Department. Thank you for your patience and understanding.	Photo/Graphic	8799	20	4	0	0
UPDATE AS OF 4/10/23 6:46PM CT: 7 p.m., 7:45 p.m., and 8 p.m. Little League Baseball and Softball games will continue as scheduled. ----- Parents: please be advised that all baseball and softball games have been canceled tonight due to the weather. We apologize for any inconvenience this may cause.	Photo/Graphic	19749	71	23	31	0
Edinburg PD hosted an event for Child Abuse Prevention Month. They planted pinwheels outside of the Police Department to raise awareness for prevention & education of this important cause! #EdinburgCares #EdinburgHelps	Photo/Graphic	13432	198	12	5	0
Be careful on your way home from work! Some heavy showers are popping up.	Video	5315	30	17	4	3072
Be sure to bring the family out to the Promenade Park Amphitheater for Edinburg Music Fest this Saturday, April 15th! We invite you to join us for performances by Fruty Villareal y Los Mavericks, Jerry Alvarez & Danielle Ramirez, Grupo Solido, and Little Joe y la Familia! The concert is free and open to the public, but VIP seating can be purchased at edinburgarts.com/viptables for those interested. Enjoy dance performances, food trucks, crafts, children's activities, an animal petting zoo/exhibits, and more beginning at 2pm. Plus, Texas Folklife will be hosting the annual Big Squeeze, an accordion semifinals competition, from 3 p.m. to 5 p.m. There's something for everyone! We'll see you there.	Video	4291	75	17	2	1998
It is National Public Safety Telecommunications Week, and the City of Edinburg wants to recognize all of the great staff in dispatch. Thank you for your continued support 24/7 for our first responders out in the field. We salute <input type="checkbox"/> you! #EdinburgProud	Photo/Graphic	7913	58	2	1	0

Be aware! The Homeowner Assistance and Reimbursement Programs run by the Texas General Land Office will close at 5pm on April 28th. Applications will continue to be reviewed in all eligible counties affected by flooding events in the RGV in 2018 and 2019. All potential applicants must submit applications by the deadline to be considered for eligibility so long as funding is available. Follow the link for more information: https://www.glo.texas.gov/the-glo/news/press-releases/2023/march/deadline-to-apply-for-the-homeowner-assistance.html?fbclid=IwAR0tIctRy3g87PFQl27GhOwPWQLytbAegSiEcVhT414C3PqyTDI1YNwxTog	Photo/Graphic	5534	5	1	0	0
Temperatures are warming up and there's just a few chances for rain this week.	Photo/Graphic	3726	19	1	0	0
Don't limit your challenges, challenge your limits! That's what dozens of people did this past weekend in our 2nd Annual Dirty Duathlon. Check it out! #StayActiveEdinburg #EdinburgProud	Video	3708	60	8	3	1414
Calling all Veteran volunteers! Help us honor our heroes. If you'd like to pay your respects to your fellow veterans and want to be a part of this meaningful experience, please consider volunteering your time. No previous experience is necessary. #EdinburgCares #EdinburgHelps						
To sign up or learn more, please visit: https://cityofedinburg.com/wallthatheals/	Photo/Graphic	6905	29	14	2	0
Coming soon! The Music Friendly City of Edinburg invites you to join us for a night of music, food, and fun at the Edinburg Music Fest on April 15! Little Joe Y La Familia & Solido will headline the event that is FREE to the public #OurEdinburg #EdinburgCares	Photo/Graphic	15517	97	19	4	0
The City of Edinburg wishes each one of you a very Happy Easter! May it be a joyful Sunday for you all! #EnjoyEdinburg #HappyEaster	Photo/Graphic	7735	105	3	13	0
Edinburg City Council held a proclamation to recognize Miranda Renee Jasso for her selection as 2023 Miss Rio Grande Valley Teen USA! She will now represent the Rio Grande Valley at the Miss Texas Teen USA Pageant in Houston, Texas in July 2023. Good luck! #EdinburgProud #OurEdinburg	Photo/Graphic	19423	395	4	12	0
The Edinburg Police Department welcomed the largest incoming recruit class to the Edinburg Police Academy! 15 new recruits will serve the Edinburg community and we are excited to help them build bright careers in our amazing city. #EdinburgPD #EdinburgProud	Photo/Graphic	9885	56	2	3	0

<p>The city is looking for lifeguards! If you're interested in a fun environment and looking to learn valuable work experience, visit the following link and apply today! #EdinburgCares #EdinburgHelps</p> <p>https://www.applicantpro.com/openings/cityofedinburg/jobs/2815792/TX-Texas/Edinburg/Lifeguard</p>	Photo/Graphic	8989	15	5	1	0
<p>Motorists: several traffic signal intersections are out due to the power outage. Drive with caution and please treat the following intersections as 4-way stops:</p> <p>Raul Longoria AND SH 107 Sprague Iowa Canton Wisconsin Trenton</p> <p>M Rd & Richardson SH 107 & Doolittle Rd Trenton Rd & Veterans Blvd Richardson & Doolittle Rd SH 107 & HWY 281 Veterans Blvd & Sprague St. Veterans Blvd. & Freddy Gonzalez</p>	Photo/Graphic	9809	55	37	2	0
Power outage update	Photo/Graphic	16570	176	46	20	0
<p>UPDATE: power has been restored to much of the city.</p> <p>Be advised: there is a large power outage on the Northeast and Southeast side of the city. Cell phone service has also been interrupted in some areas. Please check with your electric provider for restoration times. Please treat all traffic signal intersections as 4-way stops.</p>	Photo/Graphic	27508	398	165	45	0
<p>Asst. Parks & Rec Director Eric Molina is hanging up his boxing gloves after 17 years. Edinburg's City Council recognized his accomplishments as a professional boxer with a storied career and his contributions to the city as an educator and public servant for the last 8 years. Thanks champ! #OurEdinburg #EdinburgProud</p>	Photo/Graphic	19912	264	7	10	0
<p>Learning transcends borders. The Dustin Michael Sekula Memorial Library hosted an International Book Discussion with students from the Vanguard Academy in Edinburg & Oxford Academy from Reynosa to discuss 'Singing with Elephants' by Margarita Engle! #EdinburgCares #OurEdinburg</p>	Video	2294	41	2	0	600

Looking for a new start in a great environment? The City of Edinburg is hiring and currently accepting applications for multiple positions! Please visit our website to look for your next job opportunity! #edinburgcares #OurEdinburg https://cityofedinburg.com/departments/human_resources_civil_service/employment_opportunities.php	Photo/Graphic	12001	34	6	2	0
A flood advisory has been issued for Hidalgo County until 10:30am. Please drive with caution.	Video	2880	14	2	0	1013
8:45am UPDATE: Northbound US 281 has REOPENED. No major injuries reported. Northbound 281 CLOSED between Trenton & Freddy due to a major accident. Please avoid the area.	Video	26045	451	171	90	17760
Today the City of Edinburg recognizes Good Friday. Reminder that all city facilities are closed. Peace, joy, and gratitude to everyone on this special day. #OurEdinburg	Photo/Graphic	4764	27	1	0	0
Occasional showers with some thunderstorms possible. Highs only in the 60s expected for today.	Photo/Graphic	4291	26	7	0	0
Stay weather aware tonight - heavy rain is possible.	Photo/Graphic	13116	173	41	8	0
Meet one of the unsung heroes at the Edinburg Scenic Wetlands & World Birding Center in our latest edition of "On the Job." #OurEdinburg #LoveEdinburg #EmployeeSpotlight	Video	2231	18	1	0	417
FYI Edinburg: Isolated strong to severe thunderstorms are expected again tonight. It could lead to flash flooding tonight & early tomorrow, so please stay tuned to your local weather. The heaviest rain will occur over the Ranchlands & the Upper Valley.	Photo/Graphic	7018	37	13	2	0
With the upcoming holiday, remember to roll out your trash container before 7 AM on your designated trash day to ensure your garbage gets picked up! #EdinburgCares	Photo/Graphic	8561	42	7	1	0
The Easter festivities continue this weekend! Join us on April 8th starting at 9am for the Edinburg World Birding Center's Easter Egg Hunt. It's sure to be a fun-filled event, packed with games, activities, AND a slime station! #OurEdinburg #FamilyTime	Photo/Graphic	25197	112	35	15	0
Could you give us your feedback, Edinburg? Join us Wednesday, April 12 to help us plan out the future of Ebony Hills Golf Course. Comments and suggestions are welcome! #EdinburgHelps	Photo/Graphic	6463	47	14	1	0
Due to inclement weather, Edinburg Parks and Recreation Little League Baseball and Softball games have been canceled for today, Thursday, April 6, 2023.	Photo/Graphic	11633	48	16	5	0

Do your part in helping keep our city beautiful! Trash Bash 2023 is happening soon. Join us on April 15th & help keep our city clean! Everyone is welcome! #CleanEdinburg #OurEdinburg	Photo/Graphic	4219	16	8	0	0
Grab a light jacket if you're headed out the door. A rainy day is expected with some thunderstorms possible. Some minor flooding could occur. We will also see cooler temperatures all day, mostly in the 60s.	Photo/Graphic	4607	30	1	0	0
A new documentary is putting Edinburg in the national spotlight. The film follows young Edinburg North High School musicians and highlights the beauty, thrills, and joy of our South Texas heritage. #OurEdinburg Edinburg Consolidated Independent School District	Video	16260	405	49	11	5352
Tonight's Little League Baseball & Softball Opening Ceremony has been canceled due to inclement weather.	Photo/Graphic	20763	91	41	19	0
Good news if you have plans this Easter weekend! The latest forecast is trending on the drier side. Showers taper off Friday, and the rest of the weekend will be mostly dry. Cooler temperatures from today's cold front stick around as well. Enjoy! ☐ #RGVwx	Photo/Graphic	9115	48	14	2	0
Edinburg's City Council recognized Edinburg North High School's Mariachi Oro for their achievements in competition and for being featured in the documentary 'Going Varsity in Mariachi.' Stay tuned. We have a story featuring these amazing musicians coming up tonight! #EdinburgProud Edinburg Consolidated Independent School District	Photo/Graphic	25230	612	35	9	0
Just a friendly reminder that all city offices will be closed this Friday in observance of Good Friday. Standard office hours will resume the following Monday, April 10th! #GoodFriday	Photo/Graphic	4532	14	3	0	0
Keep the umbrella and maybe even a sweater handy today. We'll start the day mild and muggy. It turns warm by early afternoon, but then a cold front slides through and knocks temperatures down into the 60s. Scatt'd storms are possible. #TypicalRGVwx	Photo/Graphic	6632	25	9	1	0
Way to go champs! Edinburg City Council recognized the Parks & Recreation Department's Youth Boys Basketball Champions for the Kinder/1st, 2nd/3rd, 4th/5th, and 6th Grade Age Divisions. #EdinburgProud #StayActiveEdinburg						
Kinder/1st Grade - Blue Devils & Wolverines 2nd/3rd Grade - Blue Devils & Owls 4th/5th Grade - Bears & Vaqueros 6th Grade - Aggies & Longhorns	Photo/Graphic	9870	177	11	4	0
Grab the umbrellas! Scattered rain is expected over the next few days. Localized flooding is possible. The rain chances will increase tomorrow evening. On-and-off heavy showers will still be possible Thursday and Friday. #RGVwx	Photo/Graphic	12114	135	39	6	0

<p>Little Leaguers, grab your bats & gloves. It's game time! Our Parks & Recreation Department is hosting the Little League Opening Ceremony tomorrow at 6:30pm at the UTRGV Baseball Stadium.</p> <p>Grab a bite to eat, try some merch, and catch the ceremonial first pitches from Mayor Pro Tem David White and Councilmember Dan Diaz! #OurEdinburg</p>	Photo/Graphic	32134	245	52	15	0
<p>Hard work pays off! Take a look at some of the top finishers for the 2nd annual Dirty Duathlon! Thank you to everyone who took up the challenge and made the event a memorable one. See you next year! #StayActiveEdinburg #EdinburgProud</p>	Photo/Graphic	12504	120	2	2	0
<p>Get familiar with this weekend's garbage collection schedule! For more information, follow the link to the Solid Waste Management's webpage. #EdinburgHelps #EdinburgCares</p> <p>https://cityofedinburg.com/departments/solid_waste_management_landfill/index.php</p>	Photo/Graphic	4664	23	5	0	0
<p>Get the umbrellas ready! A frontal boundary is expected to stall out over the RGV tomorrow bringing below normal temperatures and an increased chance of rain into the weekend.</p>	Photo/Graphic	11198	97	30	5	0
<p>We had an eggs-traordinary time at our annual Edinburg Easter Egg hunt. Take a look back at the weekend event that drew in hundreds of kids. #EnjoyEdinburg #ActiveEdinburg</p>	Video	2487	36	6	1	700
<p>Great Monday at the City of Edinburg! Employee orientation this morning includes 13 new hires. We continue to build our teams with qualified applicants who are excited to contribute to our three time All America City!</p> <p>Apply here >> https://www.applicantpro.com/openings/cityofedinburg/jobs</p> <p>#EdinburgCares #OurEdinburg</p>	Photo/Graphic	9030	43	3	1	0
<p>Tomorrow will be hot and windy followed by a frontal boundary on Wednesday that brings below normal temperatures and an increased chance of much needed rainfall into the weekend. Rain may be heavy at times, especially Wednesday through Friday night.</p>	Photo/Graphic	9739	78	28	6	0
<p>!! ATTENTION !!</p> <p>The traffic signal at the intersection of Jackson Rd. & Chapin Rd. will be fully functional starting tomorrow, Tuesday, April 4th.</p>	Photo/Graphic	14179	89	23	7	0
<p>As e-bikes become a popular way to get around town, the Edinburg Fire Department wants to make sure that you're using them safely! Tune in now for a few tips on how to do exactly that.</p>	Video	4061	39	3	4	1460

Business is booming! The Edinburg Economic Development Corporation and Workforce Solutions hosted an Entrepreneurship Bootcamp. Business professionals shared their expert advice to aspiring small business owners! #EdinburgCares #EconomicDevelopment #WorkforceSolutions	Photo/Graphic	9763	42	1	6	0
Join us to honor our heroes! The replica of the Vietnam Veterans Memorial and mobile education center will be available for viewing from April 20-23. It's free to the public and open 24 hours. #EdinburgCares If you're passionate about honoring our veterans and want to be a part of this meaningful experience, please consider volunteering your time. No previous experience is necessary. To sign up or learn more, please visit https://cityofedinburg.com/wallthatheals/?fbclid=IwAR0hH6iPXsiuHudVxuNFep-RhKnXLP_Agr_rq4OTcYmZroaFr1QLdZ_0SEc	Photo/Graphic	6619	41	13	5	0
We had an egg-cellent time today at our Easter Egg Hunt! Families from all over the city joined the hunt for goodies and the prized golden egg! Thank you to all who joined in on the festivities. We will see you all next year! #OurEdinburg	Photo/Graphic	17518	167	12	6	0
Challenge complete! Our 2nd Annual Dirty Duathlon saw over a hundred participants of all ages running and biking 3 miles on a vigorous course. Thank you to everyone who joined us today and we can't wait to see you next year! #OurEdinburg #StayActiveEdinburg #ActiveEdinburg	Photo/Graphic	13833	172	10	7	0
Today! Join us for a free Easter Egg Hunt at the Edinburg Municipal Park! !!FIELDS 5-6 CLOSED!! Egg hunt times 10AM: Ages 3 and under & Special Needs 10:15AM: Ages 4-5 10:25AM: Age 6 10:35AM: Age 7 10:45AM: Age 8 10:55AM: Ages 9-12 11:05AM: Ages 13 & 14 #EdinburgCares #FamilyTime #OurEdinburg	Photo/Graphic	15450	60	22	5	0
	TOTAL	2,815,082	38,047	7,077	1,749	106,573
INSTAGRAM						
Post Description	Medium	Reached	Likes	Shares	Comments	Video Views

Challenge complete! Our 2nd Annual Dirty Duathlon saw over a hundred participants of all ages running and biking 3 miles on a vigorous course. Thank you to everyone who joined us today and we can't wait to see you next year! #OurEdinburg #StayActiveEdinburg #ActiveEdinburg	Photo/Graphic	3294	238	11	2	0
We had an egg-cellent time today at our Easter Egg Hunt! Families from all over the city joined the hunt for goodies and the prized golden egg! Thank you to all who joined in on the festivities. We will see you all next year! #OurEdinburg	Photo/Graphic	3560	180	27	0	0
Business is booming! The Edinburg Economic Development Corporation and Workforce Solutions hosted an Entrepreneurship Bootcamp. Business professionals shared their expert advice to aspiring small business owners! #EdinburgCares #EconomicDevelopment #WorkforceSolutions	Photo/Graphic	1972	64	0	0	0
As e-bikes become a popular way to get around town, the Edinburg Fire Department wants to make sure that you're using them safely! Tune in now for a few tips on how to do exactly that.	Video	4597	190	19	6	2130
Great Monday at the City of Edinburg! Employee orientation this morning includes 13 new hires. We continue to build our teams with qualified applicants who are excited to contribute to our three time All America City! Apply here >> https://www.applicantpro.com/openings/cityofedinburg/jobs #EdinburgCares #OurEdinburg	Photo/Graphic	1533	48	0	0	0
We had an eggs-traordinary time at our annual Edinburg Easter Egg hunt. Take a look back at the weekend event that drew in hundreds of kids. #EnjoyEdinburg #ActiveEdinburg	Video	1684	67	1	0	1924
Hard work pays off! Take a look at some of the top finishers for the 2nd annual Dirty Duathlon! Thank you to everyone who took up the challenge and made the event a memorable one. See you next year! #StayActiveEdinburg #EdinburgProud	Photo/Graphic	2528	108	2	0	0
Meet one of the unsung heroes at the Edinburg Scenic Wetlands & World Birding Center in our latest edition of "On the Job." #OurEdinburg #LoveEdinburg #EmployeeSpotlight	Video	1384	40	3	0	478
Way to go champs! Edinburg City Council recognized the Parks & Recreation Department's Youth Boys Basketball Champions for the Kinder/1st, 2nd/3rd, 4th/5th, and 6th Grade Age Divisions. #EdinburgProud #StayActiveEdinburg						
Kinder/1st Grade - Blue Devils & Wolverines 2nd/3rd Grade - Blue Devils & Owls 4th/5th Grade - Bears & Vaqueros 6th Grade - Aggies & Longhorns	Photo/Graphic	1835	87	3	0	0

A new documentary is putting Edinburg in the national spotlight. The film follows young Edinburg North High School musicians and highlights the beauty, thrills, and joy of our South Texas heritage. #OurEdinburg Edinburg Consolidated Independent School District	Video	6382	266	39	5	7637	
Edinburg's City Council recognized Edinburg North High School's Mariachi Oro for their achievements in competition and for being featured in the documentary 'Going Varsity in Mariachi.' Stay tuned. We have a story featuring these amazing musicians coming up tonight! #EdinburgProud Edinburg Consolidated Independent School District	Photo/Graphic	2997	196	25	1	0	
Learning transcends borders. The Dustin Michael Sekula Memorial Library hosted an International Book Discussion with students from the Vanguard Academy in Edinburg & Oxford Academy from Reynosa to discuss 'Singing with Elephants' by Margarita Engle! #EdinburgCares #OurEdinburg	Video	2158	61	1	1	867	
Asst. Parks & Rec Director Eric Molina is hanging up his boxing gloves after 17 years. Edinburg's City Council recognized his accomplishments as a professional boxer with a storied career and his contributions to the city as an educator and public servant for the last 8 years. Thanks champ! #OurEdinburg #EdinburgProud	Photo/Graphic	5846	268	54	2	0	
The Edinburg Police Department welcomed the largest incoming recruit class to the Edinburg Police Academy! 15 new recruits will serve the Edinburg community and we are excited to help them build bright careers in our amazing city. #EdinburgPD #EdinburgProud	Photo/Graphic	2723	110	24	0	0	
Edinburg City Council held a proclamation to recognize Miranda Renee Jasso for her selection as 2023 Miss Rio Grande Valley Teen USA! She will now represent the Rio Grande Valley at the Miss Texas Teen USA Pageant in Houston, Texas in July 2023. Good luck! #EdinburgProud #OurEdinburg	Photo/Graphic	3795	164	2	1	0	
Don't limit your challenges, challenge your limits! That's what dozens of people did this past weekend in our 2nd Annual Dirty Duathlon. Check it out! #StayActiveEdinburg #EdinburgProud	Video	3549	141	11	2	1666	

<p>Be sure to bring the family out to the Promenade Park Amphitheater for Edinburg Music Fest this Saturday, April 15th!</p> <p>We invite you to join us for performances by Fruty Villareal y Los Mavericks, Jerry Alvarez & Danielle Ramirez, Grupo Solido, and Little Joe y la Familia! The concert is free and open to the public, but VIP seating can be purchased at edinburgarts.com/viptables for those interested.</p> <p>Enjoy dance performances, food trucks, crafts, children's activities, an animal petting zoo/exhibits, and more beginning at 2pm. Plus, Texas Folklife will be hosting the annual Big Squeeze, an accordion semifinals competition, from 3 p.m. to 5 p.m.</p> <p>There's something for everyone! We'll see you there.</p>	Video	6493	240	81	5	6907
<p>Edinburg PD hosted an event for Child Abuse Prevention Month. They planted pinwheels outside of the Police Department to raise awareness for prevention & education of this important cause! #EdinburgCares #EdinburgHelps</p>	Photo/Graphic	4165	307	40	0	0
<p>We're doing our part to keep our community safe and educated! Staff from Edinburg Municipal Court visited Edinburg North High School and gave a presentation to 200 students about the functions of the municipal court, drinking & driving, and vaping. #OurEdinburg #EdinburgCares</p>	Photo/Graphic	2993	186	44	0	0
<p>Mayor Ramiro Garza Jr. and Councilman Dan Diaz met with the Honorable Shalanda H. Baker, Director of the U.S. Department of Energy's Office of Economic Impact and Diversity, to discuss the growth of our city. These conversations are important to ensure our three-time All-America City has ample resources to best serve our community for years to come! #EdinburgCares #OurEdinburg</p>	Photo/Graphic	1872	70	18	0	0
<p>Are you ready for kickoff? UTRGV - The University of Texas Rio Grande Valley Football Coach Travis Bush participated in a special meet & greet to introduce the program's FIRST football coaching staff. It was a unique opportunity to share his vision for the future of college football in the RGV. Soon we'll have our own football team to cheer on in our city! #EdinburgProud #VsUp</p>	Photo/Graphic	2950	187	12	0	0
<p>Big congrats are in order! The Edinburg Police Department held a badge-pinning ceremony today to welcome in 4 new officers! They've committed to serving and protecting our community. We also had some promotions this afternoon for 2 new lieutenants and 3 sergeants. Join us in congratulating all of them! #EdinburgProud #EdinburgsFinest</p>	Photo/Graphic	2093	121	1	0	0

Residents joined the Edinburg City Council, City Manager Myra Ayala, and city staff yesterday evening at Ebony Hills Golf Course to share their feedback on what they'd like to see added to the green space. The community was able to ask questions about plans for future growth, propose new ideas, and voice any concerns they may have for the development of the Ebony Hills Master Plan.	Photo/Graphic	3555	173	13	4	0
The Valley has been awarded \$3.4 Million in federal funds for Boys & Girls Clubs. The Boys & Girls Clubs of Edinburg RGV will receive \$301,700 of that! These funds will ensure that the children of Edinburg will have a community to grow, learn, and play! Thank you Congressman Vicente Gonzalez!	Photo/Graphic	1702	98	1	0	0
Coming soon! UTRGV & The City of Edinburg Present: The Wall That Heals.	Video	2017	54	9	5	620
The Edinburg Housing Authority held a groundbreaking for the new La Posada apartments today. It is a big moment for EHA since it has been 42 years since they last constructed new public housing units. The 36 new units will soon become homes for happy families! #EdinburgProud #OurEdinburg	Photo/Graphic	2141	84	2	1	0
CASA held their 24th annual Hidalgo County Child Abuse Prevention Awareness Walk & Candlelight Vigil. Hundreds of people committed to the protection of our youth joined in. Thank you to those who joined us today for this important cause. #EdinburgCares	Photo/Graphic	2950	236	85	1	0
This month is Child Abuse Prevention month! Today, City of Edinburg employees wore blue to show their support for this important cause. #EdinburgCares #ChildAbuseAwarenessMonth	Photo/Graphic	1505	57	2	0	0
Thank you for helping us keep our city beautiful, Edinburg!						
Our community joined us at Trevino Park this morning for Trash Bash and did their part by picking up litter in nearby neighborhoods. We appreciate that you all chose to spend your Saturday with us!	Photo/Graphic	2082	137	22	2	0
Fill your Saturday night with music, food, drink, and fun for all ages at the Edinburg Music Fest! The party is just getting started so head over to the Promenade Park Amphitheater to enjoy this FREE EVENT! Edinburg Cultural Arts #FreeEvent #MusicFriendlyCity	Photo/Graphic	3739	204	10	1	0
Edinburg's City Council recognized the Employee of the Month for February, Reyna Martinez, Engineering Technician II. Congratulations, Reyna, and thank you for the hard work you do for our three-time All-America City! #EmployeeSpotlight #EdinburgProud	Photo/Graphic	1718	55	0	1	0

<p>The Outreach Docket was a big success! Our "traveling courtroom," held at Sekula Memorial Library, received a great response from the public. There were 75 people that we assisted that day with payment plans, extensions, or community service hours. We plan to host another "Outreach Docket" soon, so look for that in the near future! #EdinburgHelps</p>	Photo/Graphic	1646	48	0	0	0
<p>The RGV's talented young accordionists hit the stage at Edinburg's Music Fest for the "Big Squeeze" semi-finals competition. Those moving on to the finals are:</p> <p>16 & under: Chelsea Campos/San Benito Giovanni Guerrero/Mission Roberto Martinez III/Edcouch Adiel Emmanuel Vazquez/Pasadena</p> <p>Grand Prize winners: Eligio Martinez/San Benito Gilberto Treviño/Palmview #TXProud #BigSqueeze</p>	Photo/Graphic	1933	100	0	1	0
<p>Our community is amazing! Special thanks to our law enforcement partners in neighboring cities for joining the procession to lead the wall into Edinburg. And thanks to all the patriotic residents lining the streets! The Vietnam Veteran replica wall will be on display beginning tomorrow at 2pm at Ebony Hills Golf Course. #EdinburgProud</p>	Photo/Graphic	1857	149	16	0	0
<p>Reduce, reuse, recycle!</p> <p>This weekend, be sure to take advantage of our Road To Recycling Tire Collection event! On Saturday, April 22, you can drop off your tires at three different locations in Edinburg. All you need to do is bring your ID and a utility bill for proof of residency!</p> <p>For more information, please call the Department of Solid Waste Management at (956) 381-5635.</p>	Photo/Graphic	2273	41	9	0	0
<p>Local student-athletes & other members of the community lent their time to assist in the construction of The Wall That Heals. Thanks to the community for coming together for a great cause. The Vietnam Veteran replica wall will be on display beginning at 2PM at Ebony Hills Golf Course. #EdinburgProud</p>	Photo/Graphic	2514	202	38	0	0
<p>The UTRGV Office of Sustainability held an Earth Fest Arbor Day tree planting at the Child Development Center. Edinburg City Council commemorated the event with a proclamation recognizing April 19th as Arbor Day! A tree was planted, and afterward Councilman Dan Diaz read Dr. Seuss' The Lorax! #EdinburgCares #ArborDay</p>	Photo/Graphic	2344	120	2	0	0

Visitors from the Texas State Aquarium's Wildlife 'Rescue on the Road Program' came to the Boys and Girls Club of Edinburg to teach students about their cause! The kids participated in mock animal rescues and learned the importance of caring for our ecosystem! #TexasStateAquarium #EdinburgCares	Photo/Graphic	1606	88	1	0	0
We had an amazing turnout at The Wall That Heals Ceremony, commemorating the heroes that made the ultimate sacrifice to protect our great nation during the Vietnam War. Many thanks to those who showed their support, and a special mention to our local Veterans in attendance. #EdinburgProud #TheWallThatHeals	Photo/Graphic	2819	223	9	2	0
Edinburg City Council held a proclamation to recognize the Dustin M Sekula Memorial Library for National Library Week and for its constant contribution to the community. Thanks for all you do! #EdinburgProud #EdinburgCares	Photo/Graphic	1376	50	1	0	0
The community of Edinburg enjoyed a night full of fun, food, and music at the 2023 Edinburg Music Fest! Have a look at some of the great acts that got to grace the Promenade Park Amphitheater! #OurEdinburg #MusicFriendlyCity	Video	2993	149	3	0	1367
Sign up for Code Red! It's the City of Edinburg's way to disseminate important updates on emergency weather directly to you!	Video	6338	315	55	4	3501
Pay up for a great cause! Mayor Ramiro Garza Jr., EEDC Director Raudel Garza, and Councilman Dan Diaz were placed under "arrest" today! Their crimes are for vowing to help beat cancer! They have pledged to help the Leukemia & Lymphoma Society's Visionary of the Year, Sabrina Walker Hernandez raise \$80,000 dollars in support of the @llssouthcentraltexas! #EdinburgCares #LLSVisionaries	Photo/Graphic	8193	492	91	7	0
The Wall That Heals has arrived in Edinburg. Take this once-in-a-lifetime opportunity to stop by Ebony Hills Golf Course at 300 W. Palm and pay your respects to our fallen heroes. It's open 24 hours until Sunday at 2pm. #EdinburgProud	Video	5407	282	24	3	2530
Reduce, reuse, recycle!						
In honor of Earth Day, the City of Edinburg hosted our Road to Recycling Tire Collection event, where residents took the opportunity to drop off their old tires at three locations in Edinburg. Thank you to those who contributed in making our city a cleaner one! #OurEdinburg #CleanEdinburg	Photo/Graphic	1760	66	0	0	0
Edinburg City Council held a proclamation to recognize the great individuals in our city's Public Safety Telecommunications team! Thank you for all of the great work you do to serve our city! #EdinburgProud #EdinburgsFinest	Photo/Graphic	1845	50	0	0	0

Ummm... Edinburg's own Grupo Frontera hit the stage at @coachella with Bad Bunny to perform their new hit single! Wow, congrats! □						
: @sernasfilms_frontera	Photo/Graphic	9095	1749	186	14	0
Edinburg, stay weather aware! We've been upgraded to an Enhanced Risk for Severe Weather for Today: Main threats will be damaging winds & hail. Winds up to 60 to 70 mph are looking likely with these storms. #RGVwx	Photo/Graphic	9076	742	410	3	0
Edinburg City Council recognized April 29th as World Wish Day! Make-A-Wish Rio Grande Valley was founded in 1997 and has granted more than 1,530 wishes in the RGV! The impact this organization has had on the children of our community is immeasurable. Thank you! #EdinburgCares #MakeAWish	Photo/Graphic	1895	84	3	0	0
Setting the standard! Surrounding municipalities visited the City of Edinburg to participate in our mock stormwater inspections. Our Public Works division teaches them about our practices and standards so they can implement them in their own cities. #EdinburgCares #EdinburgHelps	Video	2601	82	1	1	1221
A candlelight vigil was held at The Wall That Heals to honor the heroes that passed during the Vietnam War. Thank you to those that came to pay your respects and made the night a special one. #TheWallThatHeals #EdinburgCares	Photo/Graphic	1575	98	12	1	0
It's incredible to see a band from Edinburg making history performing at Coachella along with headliner Bad Bunny. ICYMI: here's Grupo Frontera performing "un x100to" at one of the biggest music festivals in the world. #EdinburgProud #SonsOfEdinburg (Cred: Coachella)	Video	10097	1140	182	18	11141
No Se Va, No Se Va This is TOO COOL! A Grupo Frontera mural is going up at 215 E. Cano St. Go take a selfie! And in case you didn't know, the Edinburg band also won a Latin AMA for "Mejor Cancion - Regional Mexicano." It's been a whirlwind week for the sons of Edinburg! Artist cred: Alex Andro & Uriel Landeros AMAZING work!	Photo/Graphic	5741	711	74	13	0
The official "push-in" ceremony for Edinburg FD's new fire rescue/tanker.	Video	6090	448	14	3	6440
Give it up for our awesome administrative professionals! We appreciate all you do for the departments you serve! We couldn't do it all without you. Happy Administrative Professionals Day!	Photo/Graphic	2246	90	2	0	0
What a day! Edinburg's City Council joined firefighters today for the first-ever 'Push-In' Ceremony for the department's new rescue/tanker & pumper. The tradition stems from when fire equipment was disconnected from the horses that pulled it, so that it could be pushed into the firehouse bay. #EdinburgProud #EdinburgFD	Photo/Graphic	1695	98	0	0	0

Want to know what your city departments do? We've started a new series, "Exceptional Edinburg," to give you an inside look at all the great things happening within our community. Take a look at our first spotlight, Chief Ayala and the City of Edinburg Police Department.	Video	1580	51	1	0	605
Join us in celebrating March's Employee of the Month, Yadira 'Yaya' Hernandez! Yaya does an amazing job as graphic designer for our Communications & Media Department, creating many of the flyers and designs you see each day. Thank you for your contribution to the city! #OurEdinburg	Photo/Graphic	3340	182	6	12	0
A pair of local artists have created a cool mural honoring Edinburg's own Grupo Frontera. Check it out! Drop by 215 E. Cano St. and snap a selfie when you have a sec. #NoSeVa #EdinburgProud	Video	6331	505	127	8	6044
Enjoy a recap of the candlelight vigil held at the Wall That Heals. The City of Edinburg invited Valley citizens to pay their respects to those who lost their lives in the Vietnam War. We'll always remember these heroes for their ultimate sacrifice. Thank you. #TheWallThatHeals #RGVproud	Video	1815	92	1	0	798
ATTENTION SENIORS: Be sure to come out to our Senior De Mayo Event, May 5th from 9am to 12pm! This FREE event will be held at 315 Mark S. Pena Dr. and will include a morning of games, food, and more!	Video	2627	93	29	0	1209
Here's a recap of the recent visit from the Texas State Aquarium at our Boys & Girls Clubs of Edinburg RGV! The kids learned about the importance of caring for our ecosystem while performing mock animal rescues! Thank you for the fun lesson! #EdinburgCares #TexasStateAquarium	Video	2063	72	1	0	1110
We celebrated our employees with a birthday in March & April!	Photo/Graphic	1311	53	0	0	0
We know many of you are hard at work clearing debris & helping your neighbors. Thanks for looking out for one another!						
Our City crews have also been at work since early this AM to clear downed trees and repairing traffic signals. Thank you to our dedicated employees.	Photo/Graphic	5146	426	3	6	0
Our Edinburg Fire Department held a Push-In Ceremony to bless and welcome two new trucks!	Video	2480	158	3	0	1186
The Edinburg Economic Development Corporation hosted a Retail Development Roundtable with realtors, developers, and land owners to discuss opportunities available for retail growth and community development in Edinburg. We're excited to see the continued growth of our three time All America City! #EdinburgProud #OurEdinburg	Photo/Graphic	1489	37	0	0	0
We had so much fun at the Día de Los Niños Día de los Libros event! Kids got to enjoy free books, fun games & activities, and prizes! Thank you to everyone who showed up and participated on this special day!	Photo/Graphic	1693	67	0	0	0

Get to know one of our heroes of the Dustin Michael Sekula Memorial Library in our latest edition of "On the Job." #OurEdinburg #OnTheJob	Video	1938	91	1	0	866
ATTN: EDINBURG RESIDENTS	Photo/Graphic	4165	139	52	1	0
A simple act of kindness.	Photo/Graphic	7540	716	31	5	0
	TOTAL	230,345	14,736	1,950	142	60,247

TWITTER						
Post Description	Medium	Reached	Likes	Shares	Comments	Video Views
Today! Join us for a free Easter Egg Hunt at the Edinburg Municipal Park! !!Fields 5-6 CLOSED !! Egg hunt times 10AM: Ages 3 and under & Special Needs 10:15AM: Ages 4-5 10:25AM: Age 6 10:35AM: Age 7 10:45AM: Age 8 10:55AM: Ages 9-12 11:05AM: Ages 13 & 14 #EdinburgCares	Photo/Graphic	600	6	0	1	0
Hello April!	Photo/Graphic	692	8	0	0	0
There is still lots of fun to be had at the Easter Egg Hunt! Come on out!	Photo/Graphic	537	6	0	0	0
Challenge complete! Our 2nd Annual Dirty Duathlon saw over a hundred participants of all ages running and biking 3 miles each on a vigorous course. Thank you to everyone who joined us today and we can't wait to see you next year!	Photo/Graphic	771	10	2	0	0
We had an egg-cellent time today at our Easter Egg Hunt! Families from all over the city joined the hunt for goodies and the prized golden egg! Thank you to all who joined in on the festivities; we will see you all next year!	Photo/Graphic	729	9	1	0	0
Meet one of the unsung heroes at the Edinburg World Birding Center in our latest edition of "On the Job."	Video	779	12	1	0	181
!! ATTENTION !! The traffic signal on the intersection of Jackson Rd. & Chapin Rd. will be functioning starting tomorrow, Tuesday, April 4th.	Photo/Graphic	532	7	2	0	0
Business is booming! The Edinburg Economic Development Corporation and Workforce Solutions hosted an Entrepreneurship Bootcamp. Business professionals shared their expert advice to aspiring small business owners!	Photo/Graphic	672	8	2	0	0
Coming soon! The Music Friendly City of Edinburg invites you to join us for a night of music, food, and fun at the Edinburg Music Fest on April 15th!	Photo/Graphic	666	5	3	0	0
Great Monday in the City of Edinburg! Orientation this Monday morning includes 13 New Hires. We continue to build our teams with qualified applicants who are excited to contribute to our three time All America City!	Photo/Graphic	626	11	1	0	0

We had an eggs-traordinary time at our annual Edinburg Easter Egg hunt. Take a look back at the weekend event that drew in hundreds of kids.	Video	747	12	2	0	0
Get familiar with this weekend's garbage collection schedule! For more information, follow the link to the Solid Waste Management's webpage.	Photo/Graphic	521	4	0	0	0
Secure your outdoor items, especially those trash cans! It's another super windy day in the RGV.	Video	1108	12	2	0	242
Hard work pays off! Take a look at some of the top finishers for the 2nd annual Dirty Duathlon! Thank you to everyone who took up the challenge and made the event a memorable one, see you next year!	Photo/Graphic	708	8	0	0	0
Little Leaguers, it's game time! Our Parks & Recreation Dept is hosting the Little League Opening Ceremony on April 5 at 6:30 PM, at the UTRGV Baseball Stadium. Grab a bite, try some merch, & see the first pitches from Mayor Pro Tem David White & Councilmember Dan Diaz!	Photo/Graphic	514	8	0	0	0
Way to go champs! Edinburg City Council recognized the Parks & Recreation Department's Youth Boys Basketball Champions for the Kinder/1st, 2nd/3rd, 4th/5th, and 6th Grade Age Divisions.	Photo/Graphic	968	10	0	1	0
Just a friendly reminder that all city offices will be closed this Friday in observance of Good Friday. Standard office hours will resume the following Monday, April 10th!	Photo/Graphic	518	8	3	0	0
Edinburg's City Council recognized Edinburg North High School's Mariachi Oro for their achievements in competition and the documentary 'Going Varsity in Mariachi.' Stay tuned. We have a story featuring these amazing musicians coming up tonight!	Photo/Graphic	1301	17	6	1	0
A new documentary is putting Edinburg in the national spotlight. The film follows young Edinburg North High School musicians and highlights the beauty, thrills, and joy of our South Texas heritage. #OurEdinburg	Video	981	17	7	0	7
Tonight's Little League Baseball & Softball Opening Ceremony has been canceled due to inclement weather.	Photo/Graphic	423	1	1	0	0
Due to inclement weather, Edinburg Parks and Recreation Little League Baseball and Softball games have been canceled for today, Thursday, April 6, 2023.	Photo/Graphic	380	1	1	0	0
We're doing our part to keep our community safe and educated! Edinburg Municipal Court staff visited Edinburg North HS and presented to 200 students about the functions of the Municipal Court, and the dangers of drinking, driving, and vaping.	Photo/Graphic	579	8	1	0	0
With the upcoming holiday, remember to roll out your trash container before 7 AM on your designated trash day to ensure your garbage gets picked up!	Photo/Graphic	458	6	0	0	0

Edinburg City Council recognized Assistant Parks & Recreation Director Eric Molina for his accomplishments as a professional boxer with a storied career, and for his contributions to the city as an educator and public servant for the last 8 years. Thanks champ!	Photo/Graphic	776	11	3	0	0
Today the City of Edinburg recognizes Good Friday. Reminder that all city facilities are closed. Peace, joy, and gratitude to everyone on this special day.	Photo/Graphic	482	6	0	0	0
Northbound 281 CLOSED between Trenton & Freddy due to a major accident. Please avoid the area.	Photo/Graphic	4968	30	9	0	0
Please be advised: there is a power outage from Closner and Canton to Raul Longoria (SE city limits). Cell phone service has also been interrupted. Please check with your electric provider for restoration times.	Photo/Graphic	1251	8	5	1	0
FYI: there is a large power outage on the Northeast and Southeast side of the city. Cell phone service has also been interrupted in some areas. Please check with your electric provider for restoration times.	Photo/Graphic	1514	12	8	0	0
Several traffic signal intersections are out due to the power outage. Pls treat them as 4-way stops: Raul Longoria & SH 107 Sprague Iowa Canton Wisconsin Trenton M Rd & Richardson SH 107 & Doolittle Rd Trenton Rd & Veterans Blvd Richardson & Doolittle Rd SH 107 & HWY 281	Photo/Graphic	1309	6	4	0	0
The city is looking for lifeguards! If you're interested in a fun environment and looking to learn valuable work experience, visit the following link and apply today!	Photo/Graphic	702	5	3	0	0
The Edinburg Police Department welcomed the largest incoming recruit class to the Edinburg Police Academy! 15 new recruits will serve the Edinburg community and we are excited to help them build bright careers in our amazing city.	Photo/Graphic	619	10	2	0	0
Edinburg City Council held a proclamation to recognize Miranda Renee Jasso for her selection as 2023 Miss Rio Grande Valley Teen USA! She will now represent the Rio Grande Valley at the Miss Texas Teen USA Pageant in Houston, Texas in July 2023. Good luck!	Photo/Graphic	1048	9	1	0	0
The City of Edinburg would like to wish you a Happy Easter!	Photo/Graphic	787	16	2	0	0
Don't limit your challenges, challenge your limits! That's what dozens of people did in our 2nd Annual Dirty Duathlon this past weekend. Check it out!	Video	814	13	1	1	299
You never stop learning! The Edinburg Police Training Center hosted the TxDOT DDACTS Agency Workshop. The sessions were designed to educate police officers on how to better use data collection efforts and deploy resources to decrease traffic crashes & crime!	Photo/Graphic	664	8	1	1	0

The Edinburg City Council recognized the Employee of the Month Award Recipient for the Month of February, Reyna Martinez, Engineering Technician II, with the Engineering Department. Congratulations, and thank you for the hard work you do for our three time All America City!	Photo/Graphic	380	2	0	0	0
It is National Public Safety Telecommunications Week, and we want to recognize all of the great staff in dispatch. Thank you for your continued support 24/7 for first responders out in the field. Your assistance within our community does not go unnoticed. We salute you!	Photo/Graphic	444	7	1	0	0
Edinburg PD hosted an event for Child Abuse Prevention Month. They planted pinwheels outside of the Police Department to raise awareness for prevention & education of this important cause!	Photo/Graphic	702	10	2	1	0
Are you looking to settle an outstanding ticket or warrant? This is a great opportunity to discuss resolution options. The City of Edinburg Municipal Court will be hosting an Outreach Docket April 14 from 2 to 7 PM at Sekula Memorial Library.	Photo/Graphic	553	5	3	0	0
Happy National Pet Day!!	Photo/Graphic	559	10	0	0	0
We're doing our part to keep our community safe & educated! Staff from Edinburg Municipal Court visited Edinburg North High School & gave a presentation to 200 students about the functions of the municipal court, drinking & driving, and vaping.	Photo/Graphic	418	6	0	0	0
Help keep our community beautiful! Trash Bash 2023 is happening this Saturday. Everyone is welcome!	Photo/Graphic	642	12	1	0	0
Mayor Ramiro Garza Jr. met with The Honorable Shalanda H. Baker, director of the U.S. Dept. of Energy's Office of Economic Impact and Diversity, to discuss the growth of our city. These conversations are important to ensure we have ample resources to best serve our community!	Photo/Graphic	613	9	2	1	0
Are you ready for kickoff? UTRGV Football Coach Travis Bush participated in a special meet & greet to introduce the program's FIRST football coaching staff. Soon we'll have our own football team to cheer on in our city!	Photo/Graphic	5008	16	3	1	0
The Edinburg Police Department held a badge-pinning ceremony today to welcome in 4 new officers! They've committed to serving and protecting our community.. We also had some promotions this afternoon for 2 new lieutenants and 3 sergeants. Join us in congratulating all of them!	Photo/Graphic	461	7	0	0	0
A couple more days! The Music Friendly City of Edinburg invites you to join us for a night of music, food, and fun at the Edinburg Music Fest on Saturday! Little Joe y La Familia & Grupo Solido will headline the FREE event.	Photo/Graphic	639	6	2	0	0
Residents joined the Edinburg City Council, City Manager Myra Ayala, and city staff yesterday evening at Ebony Hills Golf Course to ask questions about plans for future growth, propose new ideas, and voice any concerns they may have for the development of the course.	Photo/Graphic	504	5	2	1	0

Get ready for this year's National Night Out! Mark your calendars for Tuesday, August 1st to join us for a night of fun! We'll also be celebrating the 100th anniversary of the Edinburg Police Department!	Photo/Graphic	331	4	2	0	0
The Valley has been awarded \$3.4 Million in federal funds for Boys & Girls Clubs! The Boys & Girls Clubs of Edinburg RGV will receive \$301,700 of that! These funds will ensure that the children of Edinburg will have a community to grow, learn, and play!	Photo/Graphic	455	9	0	0	0
Kudos! Edinburg's City Council recognized the Employee of the Month for February, Reyna Martinez, Engineering Technician II. Congratulations, Reyna, and thank you for the hard work you do for our three-time All-America City!	Photo/Graphic	350	0	0	0	0
The Edinburg Housing Authority (EHA) held a groundbreaking for the new La Posada apartments. It is a momentous occasion for EHA since it has been 42 years since the agency last constructed new public housing units. The 36 new units will soon become homes for happy families!	Photo/Graphic	351	1	0	0	0
CASA held their 24th annual Hidalgo County Child Abuse Prevention Awareness Walk and Candlelight Vigil. The ceremony saw hundreds of individuals committed to the protection of our youth. Thank you to those who joined us today for this important cause.	Photo/Graphic	485	8	1	1	0
Think globally, act locally. Trash Bash 2023 is happening this Saturday, and it's not too late to register! Join us at Trevino Park tomorrow at 8 AM to sign up. Everyone is welcome, so bring your family & friends to help us clean up our beautiful city!	Photo/Graphic	327	7	0	0	0
Are you looking to settle an outstanding ticket or warrant? Our "traveling courtroom" is a great opportunity to take care of these issues. The City of Edinburg Municipal Court will be hosting an Outreach Docket TODAY, April 14, 2-7pm at Sekula Memorial Library.	Photo/Graphic	454	5	3	0	0
This month is Child Abuse Prevention month! Today, City of Edinburg Employees wore blue to show their support for this important cause!	Photo/Graphic	542	9	3	0	0
Congrats Hidalgo!!!	Photo/Graphic	872	9	1	0	0
Thank you for helping us keep our city beautiful, Edinburg! Our community joined us at Trevino Park this morning for Trash Bash and did their part by picking up litter in nearby neighborhoods. We appreciate that you all chose to spend your Saturday with us!	Photo/Graphic	968	17	5	1	0
Fill your Saturday night with music, food, drink, and fun for all ages at the Edinburg Music Fest! The party is just getting started so head over to the Promenade Park Amphitheater to enjoy this FREE EVENT!	Photo/Graphic	840	14	4	1	0
Amazing event in our city!	Photo/Graphic	1297	4	1	0	0

Want to know what your city departments do? We've started a new series, "Exceptional Edinburg" to give you an inside look at all the great things happening within our community. Take a look at our first spotlight, Police Chief Jaime Ayala!	Video	752	7	2	1	2
Help spread the word...sign-up up for Code Red and receive City of Edinburg water alerts, weather warnings, and road closures. Follow the link to receive emergency notifications	Photo/Graphic	1867	9	5	0	0
We would like to invite you to welcome "The Wall that heals" this upcoming Tuesday April 18, from 11:30AM to 12 noon. We ask the community to gather down Closner Blvd. from Montecristo Rd., to Mark Peña Dr. Remember to wear red, white or blue in honor of our fallen soldiers	Photo/Graphic	596	8	2	0	0
The Outreach Docket was a big success! Our 'traveling courtroom," held at Sekula Memorial Library, was a great opportunity for those dealing with outstanding warrants and tickets to take care of their issues.	Photo/Graphic	362	3	1	0	0
Congratulations to all of Texas Folklife's 17th annual Big Squeeze Conjunto Finalists! These talented individuals will perform at the Finals in Austin on May 13th! Good luck!	Photo/Graphic	467	4	1	0	0
TODAY! Join us to welcome the Wall That Heals in Edinburg. Wear your red, white and blue. This is a true honor for our All-America City. We are one of only 3 cities in Texas to host the wall, and more than 100 cities applied!	Photo/Graphic	456	9	1	0	0
Thank you to all our amazing law, enforcement partners, volunteers and Veteran motorcycle groups that are helping to lead the 'Wall That Heals' into Edinburg!	Photo/Graphic	684	12	1	0	0
Be sure to take advantage of our Road To Recycling Tire Collection event on Sat., April 22! You can drop off your tires at 3 different locations in Edinburg - all you need to do is bring your ID and a utility bill. For more information, please call (956) 381-5635.	Photo/Graphic	993	3	1	0	0
Our community is amazing! Special thanks to our law enforcement partners in neighboring cities for joining the procession to lead the wall into Edinburg. The Vietnam Veteran replica wall will be on display beginning tomorrow at 2pm at Ebony Hills Golf Course.	Photo/Graphic	932	16	2	1	0
Student-athletes & other members of the community lent their time to assist in the construction of The Wall That Heals. Thanks to the community for coming together for a great cause. The Vietnam Veteran replica wall will be on display beginning at 2PM at Ebony Hills Golf Course.	Photo/Graphic	602	12	0	0	0
The UTRGV Office of Sustainability held an Earth Fest Arbor Day tree planting at the Child Development Center on the Edinburg Campus. Edinburg City Council commemorated the event with a proclamation recognizing April 19th as Arbor Day!	Photo/Graphic	372	5	1	0	0

Our Trash Bash was a major success! Thank you to the community for joining us at Trevino Park and doing your part to keep our community clean. Here's a quick recap of our weekend.	Video	464	10	2	1	136
Join us for the Welcome Ceremony being held to commemorate the opening of The Wall That Heals! This free event will be held today at 10 AM. Come support your heroes!	Photo/Graphic	465	13	0	0	0
Visitors from the Texas State Aquarium's Wildlife 'Rescue on the Road Program' came to the Boys and Girls Club of Edinburg to teach students about their cause! The kids participated in mock animal rescues and learned the importance of caring for our ecosystem!	Photo/Graphic	320	5	0	0	0
We had an amazing turnout at The Wall That Heals ceremony, honoring those that sacrificed to protect our nation during the Vietnam War. Thanks to those who showed their support, and a special mention to our local veterans in attendance.	Photo/Graphic	546	12	3	0	0
Motorists: Please keep in mind. We'll have night closures on Sprague Road between 10th & Mon Mack, 10pm-6am. The contractor is working on drainage improvements at night to avoid disrupting traffic during the day. The closure is expected to run until May 20th. Thank you.	Photo/Graphic	488	4	3	0	0
April 23-29 is National Library Week! Edinburg City Council held a proclamation to recognize the Dustin Michael Sekula Memorial Library for its constant contribution to the community of Edinburg. Thank you for all that you do!	Photo/Graphic	312	3	0	0	0
The Sons of Edinburg are being showcased! Congrats Grupo Frontera!!!!	Photo/Graphic	1024	6	3	0	0
Calling all dog owners! Looking for a fun way to spend time with your furry best friend? Bark in the Park is a one-of-a-kind experience that you & your pup won't want to miss. The first 200 furry fans will receive a limited edition UTRGV bandana.	Photo/Graphic	495	8	0	0	0
They're welcome in Edinburg!	Photo/Graphic	582	3	0	1	0
Take some time out of your day to visit the Wall That Heals. It is only here for a limited time, so pay your respects before it is gone. The wall is located at Ebony Hills Golf Course 300 W Palm Dr, Edinburg, TX 78539 and open 24 hours until Sunday at 2 PM.	Photo/Graphic	3657	11	5	0	0
Sign up for Code Red! It's the City of Edinburg's way to disseminate important updates on emergency weather directly to you! #EdinburgHelps #CodeRed Sign up today at:	Video	526	6	1	0	160
PLEASE AVOID THE AREA OF OWASSA & 281. Edinburg PD is currently at the site of an officer involved shooting there. Suspect suffered non-life-threatening injuries. Traffic is being rerouted west. No northbound traffic will be allowed on Frontage from Owassa.	Photo/Graphic	1027	8	4	0	0
Please be safe and stay off the roads if possible. Pea sized hail already falling in west Edinburg	Photo/Graphic	676	6	3	0	0

!! 11-12 yr old boy's baseball games at Memorial Park are canceled due to rain and the field not being playable. All other games at Vackar Park, Municipal Park and Bicentennial Park are still on.	Photo/Graphic	372	2	0	0	0
Happy Earth Day!	Photo/Graphic	857	19	2	0	0
You're invited to join us for a Candlelight Vigil TONIGHT at 8PM, in honor of the Wall That Heals. This event will honor those who made the ultimate sacrifice during the Vietnam War from Brooks, Cameron, Hidalgo, Starr, and Willacy County.	Photo/Graphic	403	3	0	0	0
Reduce, reuse, recycle! In honor of Earth Day, the City of Edinburg hosted our Road to Recycling Tire Collection event, where residents took the time to drop off their old tires at 3 locations in Edinburg. Thanks to those who contributed in making our city a cleaner one!	Photo/Graphic	433	8	0	0	0
April 9-15 was Public Safety Telecommunicators Week. Edinburg City Council held a proclamation to recognize the great individuals in our city's Public Safety Telecommunications team! Thank you for all of the great work you do to serve our city!	Photo/Graphic	539	9	3	0	0
Ummm... Edinburg's own Grupo Frontera hit the stage at @coachella with Bad Bunny to perform their new hit single! □ Wow! Congrats! . : @sernasfilms_frontera	Photo/Graphic	43472	743	147	1	0
Rain is still coming down pretty steadily in Edinburg. Please stay off the roads if possible.	Photo/Graphic	1581	11	1	0	0
Edinburg City Council recognized April 29th as World Wish Day! Make-A-Wish Rio Grande Valley was founded in 1997 and has granted more than 1,530 wishes in the RGV Community! Thank you!	Photo/Graphic	604	5	0	0	0
Setting the standard! Surrounding municipalities visited the City of Edinburg to participate in our mock stormwater inspections. Our Public Works division teaches them about our practices and standards so they can implement them in their own cities.	Video	564	7	0	0	197
It's incredible to see a band from Edinburg making history performing at Coachella along with headliner Bad Bunny. ICYMI: here's Grupo Frontera performing "un x100to" at one of the biggest music festivals in the world. #EdinburgProud #SonsOfEdinburg (Video credits to Coachella)	Video	2190	46	12	0	614
A candlelight vigil was held at The Wall That Heals to honor the heroes that passed during the Vietnam War. Thank you to those that came to pay your respects and made the night a special one.	Photo/Graphic	489	9	2	0	0
Registration is now open for the Boys & Girls Clubs of Edinburg RGV Summer Camp! This program is from June 5th to August 3rd, Mon-Fri, 7:30AM - 5:30PM. Sign up includes FREE breakfast & lunch, club membership, and a Summer full of fun!	Photo/Graphic	514	6	1	0	0

Congratulations to Grupo Frontera! Edinburg is proud of you!	Photo/Graphic	1058	22	5	0	0	
It's National Library Week! The Sekula Memorial Library have some exciting activities on the agenda, so join us for a week of all-ages fun! For additional information, contact (956) 383-6246.	Photo/Graphic	544	6	1	0	0	
Here's a recap of the recent visit from the Texas State Aquarium at our Boys & Girls Clubs of Edinburg RGV! The kids learned about the importance of caring for our ecosystem while performing mock animal rescues! Thank you for the fun lesson!	Video	588	5	1	0	185	
A Grupo Frontera mural is going up at 215 E. Cano St. Go take a selfie! And in case you didn't know, the Edinburg band also won a Latin AMA for "Mejor Cancion - Regional Mexicano. It's been a whirlwind week for the group! Artist cred: Alex Andro & Uriel Landeros AMAZING work!	Photo/Graphic	1698	36	4	1	0	
TMW a passerby catches your City Councilmember putting a manhole cover back in its place.	Photo/Graphic	831	13	0	3	0	
The City of Edinburg Fire Department invites the public to join them for a "Push-In Ceremony" for two new fire trucks on Wednesday, April 26, at Central Fire Station! This fire service tradition dates back to the 1800s and will be a first for the City of Edinburg!	Photo/Graphic	475	7	0	0	0	
Celebrate literacy at the Dustin Michael Sekula Memorial Library's Día de los Niños Día de los Libros event! This free event is happening Thursday, April 27 at 6PM. Join us for free books, games, and fun!	Photo/Graphic	505	9	2	0	0	
The official "push-in" ceremony for Edinburg FD's new fire rescue/tanker.	Video	786	17	2	0	229	
Give it up for our awesome administrative professionals! We appreciate all you do for the departments you serve! We couldn't do it all without you. Happy Administrative Professionals Day!	Photo/Graphic	387	6	0	0	0	
What a day! Edinburg's City Council joined firefighters today for the first-ever 'Push-In' Ceremony for the department's new rescue/tanker and pumper.	Photo/Graphic	719	10	4	0	0	
We've started a new series, "Exceptional Edinburg" to give you an inside look at all the great things happening within our community! Take a look at our first spotlight, Chief Ayala and the City of Edinburg Police Department.	Video	525	10	2	0	146	
Join us in celebrating March's Employee of the Month, Yadira 'Yaya' Hernandez! She does an amazing job as a graphic designer for our Media Department, creating many of the flyers and designs you see each day. Thank you for your contribution to the city! #OurEdinburg	Photo/Graphic	357	3	0	0	0	

A pair of local artists have created a cool mural honoring Edinburg's own Grupo Frontera. Check it out! Drop by 215 E. Cano St and snap a selfie when you have a sec. #NoSeVa #EdinburgProud	Video	771	17	4	0	227
2040 Government Transparency Committee at Work!	Photo/Graphic	604	9	1	0	0
Enjoy a recap of the candlelight vigil held at the Wall That Heals. The City of Edinburg invited Valley citizens to pay their respects to those who lost their lives in the Vietnam War. Thank you.	Video	819	15	3	1	246
Hey Edinburg! It's Fri-yay!!!	Photo/Graphic	671	11	0	0	0
Thank you to everyone for the support! 60k followers on Facebook!	Photo/Graphic	793	10	1	0	0
Business is BOOMING! In the first three months of this year, construction activity has surpassed \$107 million! That is almost 3 times the activity from this time last year! We are always happy to see growth in our city and we can't wait to see what's in store in the future!	Photo/Graphic	513	7	2	0	0
The community of Edinburg enjoyed a night full of fun, food, and music at the 2023 Edinburg Music Fest! Have a look at some of the great acts that got to grace the Promenade Park Amphitheater!	Video	568	9	0	0	167
MOTORISTS: there is damage to the street lights/signs in several intersections. The storm ripped off the signals or some are hanging. Please avoid the area, and if you have to use them, treat them as a 4-way stop.	Photo/Graphic	1018	14	1	0	0
The City of Edinburg Parks & Recreation would like to invite you to the 7th Annual Cardboard Boat Regatta! This event will take place at the Edinburg Municipal Pool on Friday, May 19th, at 5:45PM! Sign up now to participate!	Photo/Graphic	528	6	1	0	0
Baseball Parents FYI	Photo/Graphic	478	2	0	0	0
!! Due to last night's bad weather we have several intersections that are without power or need repairs at this time. Please avoid these areas or treat the intersections as a 4-way stop if you have to drive through.	Photo/Graphic	4557	15	15	0	0
10:26am UPDATE: All intersections are back in service with the exception of: 107 & Depot 107 & Bicentennial 107 & 10th St.	Photo/Graphic	1006	8	2	0	0
We celebrated our employees with a birthday in March & April! Join us in wishing our wonderful employees a happy birthday!	Photo/Graphic	485	5	0	0	0
If you are experiencing a power outage in your area, please report it to your electric provider. The city does not handle restoration times. Thank you!	Photo/Graphic	466	5	1	0	0

We know many of you are hard at work clearing debris & helping your neighbors. Thanks for looking out for one another! Our City crews have also been at work since early this AM to clear downed trees and repairing traffic signals. Thank you to our dedicated employees.	Photo/Graphic	1267	19	7	0	0
Our Edinburg Fire Department held a Push-In Ceremony to bless and welcome two new trucks! This tradition dates back to the 19th century and stems from when fire equipment was disconnected from the horses that pulled it, so that it could be pushed into the firehouse bay.	Photo/Graphic	639	6	1	0	0
The Edinburg Economic Development Corporation hosted a Retail Development Roundtable with realtors, developers, & land owners to discuss opportunities available for retail growth in Edinburg. We're excited to see the continued growth of our All America City!	Photo/Graphic	480	3	0	0	0
REMINDER for Edinburg residents: Landfill is available Monday thru Friday 7am-6pm & Saturday 7am-2pm for any storm debris you may have. If you can't transport your debris to the landfill, you can still take advantage of the debris collection services during your normal schedule.	Photo/Graphic	1119	16	6	1	0
We had so much fun at the Día de Los Niños Día de los Libros event! Kids got to enjoy free books, fun games & activities, and prizes! Thank you to everyone who showed up and participated on this special day!	Photo/Graphic	549	10	0	0	0
Get to know one of our heroes of the Dustin Michael Sekula Memorial Library in our latest edition of "On the Job." #OurEdinburg #OnTheJob	Video	705	8	0	0	234
	TOTAL	146,131	1,900	385	24	3,272
EDINBURG POLICE DEPARTMENT FACEBOOK						
Post Description	Medium	Reached	Likes	Shares	Comments	Video Views
See below information. These intersections are without power or need repairs. Treat them as 4-way stops!	Photo/Graphic	11867	122	80	3	0
Edinburg PD was proud to show their support for all the local athletes competing in the 2023 Special Olympics. Good luck to everyone competing!	Photo/Graphic	7991	186	13	3	0
As we experience this severe weather, we would like to remind you to exercise caution while driving in flooded areas. Attached you will find some tips regarding hydroplaning. #edinburgpd	Photo/Graphic	6577	11	3	0	0
LIVE PRESS CONFERENCE: Edinburg Police Department shares details on an officer-involved shooting.	Video	7103	44	14	6	2155

PLEASE avoid the area of 281 & Owassa. ACTIVE INVESTIGATION: Edinburg PD is currently at the site of an officer involved shooting on Owassa and 281 Frontage Road. The suspect suffered non-life-threatening injuries. Traffic is being rerouted west. NO northbound traffic will be allowed on Frontage from Owassa. Media Staging Area: 323 E. Owassa	Photo/Graphic	99674	1123	565	70	0	
Congratulations are in order! Luis Serna, dispatcher for Edinburg PD, was recently recognized by Texas NENA as a recipient of the J. Ross Sherohman Scholarship! The scholarship was created to aid public safety professionals in obtaining higher education by taking part in the Texas Public Safety Conference and thus improve the public safety infrastructure. Congrats to you, Luis! #EdinburgPD	Photo/Graphic	8783	315	16	32	0	
THANK YOU to our law enforcement partners in neighboring cities for joining the procession to lead The Wall That Heals into Edinburg. And thanks to all our residents for a great turnout in support of this event! The Vietnam Veteran replica wall is now on display at Ebony Hills Golf Course. #EdinburgProud	Photo/Graphic	10913	116	21	4	0	
What a great turnout for an important cause. CASA held their 24th annual Hidalgo County Child Abuse Prevention Awareness Walk & Candlelight Vigil. We are committed to the protection of the children in our community and beyond. Thank you to those who joined us today for this important cause. #EdinburgPD #EdinburgCares	Photo/Graphic	3245	59	2	0	0	
Officers showed up to Escandon Elementary to pump up the kids as they take on the STAAR Test! Good luck, we know you'll do great! #EdinburgPD #EdinburgCares	Photo/Graphic	3578	82	2	2	0	
Are you looking to settle an outstanding ticket or warrant? Our 'traveling courtroom' is a great opportunity to take care of these issues. The City of Edinburg Municipal Court will be hosting an Outreach Docket TODAY, April 14, 2-7pm at Sekula Memorial Library. For more information, contact (956)289-7797 or 318-8819. #EdinburgHelps #EdinburgPD	Photo/Graphic	1714	9	3	0	0	
We held a badge-pinning ceremony today to welcome in 4 new officers! They've committed to serving and protecting our community, and we look forward to having them on board. We also had some promotions this afternoon for 2 new lieutenants and 3 sergeants. Congratulations to those who were recognized today! #EdinburgPD #EdinburgsFinest	Photo/Graphic	7444	231	9	4	0	
The Edinburg Police Department swears in its newest members to the force and promotes officers to new positions.	Video	1723	75	4	11	543	
It's a big day for our department. We are welcoming 4 new officers to the ranks, and 5 of our own will also be officially promoted today! The badge pinning and swearing in ceremony will be broadcast LIVE here at 3PM. #EdinburgProud	Photo/Graphic	2637	99	5	1	0	


April is Child Abuse Prevention Month and education is key in recognizing the signs of abuse and neglect. Our team planted pinwheels outside Edinburg PD to raise awareness about the issue and aims to share prevention services and support to our community alongside members of the Hidalgo County Family Violence Task Force, DHR Health, Pharr Police Department, and the Hidalgo County District Attorney's Office.	Photo/Graphic	2328	35	1	2	0
April 9-15th marks Telecommunicators Week, and on behalf of Chief Jaime Ayala and Edinburg PD, we would like to thank our communications team for all they do. They are the unsung heroes that are always heard but never seen. Through our darkest hours, they continue to be a calm voice. Thank you for having nerves of steel and hearts of gold! #EdinburgProud	Photo/Graphic	11344	495	24	13	0
It is National Public Safety Telecommunications Week, and the Edinburg Police Department wants to thank all of the great staff in dispatch. Thank you for your continued support 24/7 for officers out in the field. We salute you! #EdinburgPD	Photo/Graphic	1406	29	2	0	0
We at the Edinburg Police Department would like to wish everyone in the community a safe & happy Easter! We hope you enjoy the day with your loved ones! #EdinburgPD	Photo/Graphic	2734	62	2	3	0
There is a large power outage on the Northeast and Southeast side of our city. Cell phone service has also been interrupted in some areas. Please treat all traffic signal intersections as 4-way stops until the power is restored.	Photo/Graphic	1787	18	8	0	0
The first edition of Exceptional Edinburg highlights our very own Police Chief Jaime Ayala! Join us as we introduce you to the behind-the-scenes of the Edinburg Police Department and its leader.	Video	1630	44	4	2	540
It was a fun-filled Saturday morning for our officers! We participated in several events hosted throughout our city including one in San Carlos! Officers attended the pancake with heroes with our local Kiwanis Club of Edinburg, Fun Kite Fly with our Boys and Girls Club along with our awesome yearly egg-hunt! We love our city and we love its people! #EdinburgProud	Photo/Graphic	5305	115	5	2	0
Today, the Edinburg Police Department welcomed the largest incoming recruit class to the Edinburg Police Academy! 15 new recruits will serve the Edinburg community and we are excited to help them build bright careers in our amazing city.	Photo/Graphic	3595	81	6	4	0
	TOTAL	203,378	3,351	789	162	3,238
Post Description	Medium	Reached	Likes	Shares	Comments	Video Views
EDINBURG ECONOMIC DEVELOPMENT CORPORATION FACEBOOK						

<p>The Edinburg Economic Development Corporation (EEDC) hosted a Retail Development Round Table with realtors, developers, and land owners today to discuss opportunities available for retail growth and community development in Edinburg, TX.</p> <p>The Edinburg EDC will be one of 750 companies exhibiting at the show known as ICSC Las Vegas. The roundtable discussion will help the EEDC gather information and best present all the assets and opportunities that Edinburg has to offer. #EconDev #Retail #ICSCLasVegas23</p>	Photo/Graphic	1370	20	2	0	0
<p>In the first three months of this year, construction activity has surpassed \$107 million! That is almost 3 times the activity of Q1 from last year! We are always happy to see activity thriving in our city and can't wait to see what is in store in the near future. #EconomicDevelopment</p>	Photo/Graphic	227	6	0	1	0
<p>Our Executive Director, Raudel Garza participated in STC's 2nd Annual Workforce Summit as a panelist!</p>	Photo/Graphic	947	1	0	0	0
<p>Productive 2 days in Atlanta at the MRO Americas Trade show! Headed home! #teamtexas #MROAmericas</p>	Photo/Graphic	1512	32	1	0	0
<p>Looking forward to this! #EdinburgProud</p>	Photo/Graphic	1221	14	2	0	0
<p>Thank you for choosing Edinburg as your headquarters, RGV Tours! We are looking forward to the wonderful opportunities you will bring to our community! #economicdevelopment</p>	Photo/Graphic	1902	11	1	0	0
<p>Here's a few more photos of the Public Affairs luncheon hosted by the Edinburg Chamber of Commerce. It was great to be a part of this event! #EconomicDevelopment</p>	Photo/Graphic	797	8	0	0	0
<p>Edinburg Chamber of Commerce held a Public Affairs Luncheon today featuring our Congresswoman Monica De La Cruz. In attendance were EEDC Board members Ronnie Rivera, Dan Diaz, Raul Resendez, and Eddie Garza along with Executive Director Raudel Garza.</p>	Photo/Graphic	380	13	2	0	0
<p>The Edinburg Economic Development Corporation would like to wish you a Happy Easter! #EdinburgCares #EconomicDevelopment</p>	Photo/Graphic	521	5	0	0	0
<p>Are you looking for that perfect property for your new business? Are you expanding your operations and need some options for sites? Check out our property database on our website. We have over 100 properties on the website!</p> <p>Do you own commercial property in Edinburg? If it isn't listed on our database, contact us and we will be glad to add it to our website!</p>	Photo/Graphic	508	4	0	0	0

<p>The Texas Workforce Commission (TWC) is rolling out a new initiative named Upskill Texas to help businesses with 100 employees or more. Up to \$5 million has been made available for employers to provide qualified training for current employees. Applications are now open for the next two months. Apply today for the opportunity to secure funding for your business! #EconomicDevelopment</p> <p>https://www.twc.texas.gov/businesses/upskill-texas</p> <p>If you have any additional questions call this number or follow the links below. 800-628-5115 https://www.linkedin.com/company/wfsolutions https://www.facebook.com/WFSolutions/</p>	Photo/Graphic	169	1	0	0	0
<p>Please help to keep our city clean! #KeepEdinburgBeautiful</p>	Photo/Graphic	470	2	1	0	0
<p>FYI! The Texas General Land Office announced the application for the Homeowner Assistance and Reimbursement Programs will close at 5pm on April 28th. Applications will continue to be reviewed in all eligible counties affected by flooding events in South Texas in 2018 and 2019. All potential applicants must submit applications by the deadline to be considered for eligibility so long as funding is available. #EdinburgCares #EdinburgHelps</p> <p>Follow the link for more information: https://www.glo.texas.gov/the-glo/news/press-releases/2023/march/deadline-to-apply-for-the-homeowner-assistance.html?fbclid=IwAR0tlctRy3g87PFQl27GhOwPWQLytbAegSiEcVhT414C3PqyTDI1YNwxTog</p>	Photo/Graphic	327	0	0	0	0
	TOTAL	14,815	140	11	2	0
INSTAGRAM						
<p>The Edinburg Economic Development Corporation (EEDC) hosted a Retail Development Round Table with realtors, developers, and land owners today to discuss opportunities available for retail growth and community development in Edinburg, TX.</p> <p>The Edinburg EDC will be one of 750 companies exhibiting at the show known as ICSC Las Vegas. The roundtable discussion will help the EEDC gather information and best present all the assets and opportunities that Edinburg has to offer. #EconDev #Retail #ICSCLasVegas23</p>	Photo/Graphic	219	14	0	0	0
	TOTAL	219	14	0	0	0

TWITTER							
The Edinburg Economic Development Corporation would like to wish you a Happy Easter! #EdinburgCares #EconomicDevelopment	Photo/Graphic	1	1	0	0	0	
Thank you for choosing Edinburg as your headquarters, RGV Tours!	Photo/Graphic	5	0	0	0	0	
In the first three months of this year, construction activity has surpassed \$107 million! That is almost 3 times the activity of Q1 from last year! We are always happy to see activity thriving in our city and can't wait to see what is in store in the near future. #EconomicDevelopment	Photo/Graphic	105	6	1	1	0	
The Edinburg Economic Development Corporation (EEDC) hosted a Retail Development Round Table with realtors, developers, and land owners today to discuss opportunities available for retail growth and community development in Edinburg, TX.							
The Edinburg EDC will be one of 750 companies exhibiting at the show known as ICSC Las Vegas. The roundtable discussion will help the EEDC gather information and best present all the assets and opportunities that Edinburg has to offer. #EconDev #Retail #ICSCLasVegas23	Photo/Graphic	67	1	0	0	0	
	TOTAL	178	8	1	1	0	

ENGINEERING



Department: Engineering
Date of Report: 4/28/2023
Director Name: Mardoqueo Hinojosa, P.E., CFM, CPM

Capital Projects Update

Account Name	Project Name	Professional Services	Contractor	Construction Start Date:	Expected Finish Date	City Contract Amounts / Cost Estimate	Change Order Total	Total Project Amount	Alternate Funding (Grants Included in previous column)	Project Completion Percent	Design Construction	Update
2019 Bond Series	SCHUNIOR DETENTION POND	SAMES	Castle Enterprises	9/12/2022	7/1/2023	\$ 4,301,773.72	\$ -	\$ 4,301,773.72	\$ -	45%	CONSTRUCTION	Work began between 10 pm and 6 am for installation of 72-inch line along Sprague Street. Excavation is at 80%
2019 Bond Series, Utility Fund	VETERANS DETENTION POND PHASE I	Guzman & Munoz Engineering	H&R Lease Service	7/28/2021	5/30/2023	\$ 4,158,541.20	\$ 125,553.00	\$ 4,284,094.20	\$ 373,890.00	55%	CONSTRUCTION	Santa Maria - Subgrade was delayed by inclement weather. Mitigation for inclement weather has occurred during the month. Street to be completed by mid-late May, weather permitting. Thompson - Sewer has been completed. Storm lines has been delayed because of inclement weather. Project expected to be substantially complete late June, weather permitting.
2019 Bond Series, UTRGV Interlocal, Utility Fund	SCHUNIOR STREET RECONSTRUCTION	B2Z Engineering	IOC Company	11/29/2021	1/29/2023	\$ 3,122,085.07	\$ 390,512.47	\$ 3,512,597.54	\$ 1,024,638.87	100%	CONSTRUCTION	Project complete pending punch list completion.
2020 Bond Series, EEDC	MUNICIPAL POOL REDEVELOPMENT PHASE I (POOL HOUSE)	Brandstetter Carroll Inc	Gerlach Builders	3/7/2022	5/2/2023	1696985.22	\$ 122,259.11	\$ 1,819,244.33	\$ -	95%	CONSTRUCTION	Project expected to be substantially the first week in May.
2020 Bond Series, EEDC	MUNICIPAL POOL REDEVELOPMENT PHASE II (COVE)	Brandstetter Carroll Inc	South Texas Pools	7/25/2022	4/30/2023	\$ 3,327,737.32	\$ 12,600.00	\$ 3,340,337.32	\$ 1,000,000.00	95%	CONSTRUCTION	Project expected to be substantially complete the first week in May. Change Order to add lighting and plaster around existing pool will be presented on May 16.
2020 Bond Series, Utility Fund	LULL SUBDIVISION ROADWAYS AND SIDEWALKS	Melden and Hunt	Artillery Construction	8/30/2021	3/7/2023	\$ 3,545,000.00	\$ -	\$ 6,074,710.04	814500	100%	CONSTRUCTION	Project is complete. Pending punchlist items.
2021 Bond Series	DE ZAVALA CITY/SCHOOL PARK	Milnet Architectural Services	Rio United Builders	12/19/2022	9/30/2023	\$ 1,207,893.81	\$ -	\$ 1,207,893.81	\$ -	34%	CONSTRUCTION	Proposal for change order for pavilion and relocation of the basketball court pending approval from Hidalgo County and ECISD prior to being presented for Council approval. North and south concrete apron driveways have been completed. The restroom roof is being worked on.
2021 Bond Series	SKATE PARK RESTROOM & PUMP STATION	Milnet Architectural Services	Rio United Builders	44914	45199	\$ 511,118.10	\$ -	\$ 511,118.10	\$ -	5%	CONSTRUCTION	Storm line installation began.
2021 Bond Series, EEDC Fund	EDINBURG ACE	ERO Architects	Gerlach Builders	12/1/2022	5/12/2024	\$ 16,313,094.27	\$ -	\$ 16,313,094.27	\$ 7,000,000.00	16%	CONSTRUCTION	South section had concrete foundation poured.. Beams and trusses installation continues.
Capital Projects Fund, General Fund (Design)	JACKSON RD & CHAPIN ST TRAFFIC SIGNAL	TEDSI Infrastructure	The Levy Company	4/25/2022	3/20/2023	\$ 311,897.75	\$ -	\$ 311,897.75	\$ -	100%	CONSTRUCTION	Traffic signal is fully operational. Pending project close-out.
EEDC Fund	EL TULE - JOSE NIETO AND CONSUELO ALFARO ROBLEDO CENTER	Milnet Architectural Services	NM Contracting	8/9/2021	4/30/2023	5206947.74	\$ -	\$ 5,206,947.74	\$ 5,206,947.74	100%	CONSTRUCTION	Project is substantially complete. Punchlist has been provided to contractor. Final completion is expected at the end of May.
General Fund CIP F137, Settlements	POLICE DEPARTMENT ROOF	Terracon	SLR Builders	12/22/2022	10/3/2023	\$ 750,345.00	\$ -	\$ 750,345.00	\$ 94,053.22	0%	CONSTRUCTION	A site visit occurred . Findings to be provided to city staff first week in May.
General Fund City Staff	KIMBERLY DRAINAGE DITCH	City staff	City Staff	11/1/2022	4/15/2023	\$ -	\$ -	\$ -	\$ -	75%	CONSTRUCTION	The northside of the ditch is complete. Excavation on the south side has commenced. Inlet and outfall was adjusted. Work to resume upon area drying off.
RGVMPO, General Fund	CANO TRAIL LIGHTING	City Engineering Staff	Castle Enterprises	10/10/2022	5/30/2023	\$ 483,750.00	\$ -	\$ 483,750.00	\$ 387,000.00	5%	CONSTRUCTION	Materials expected to arrive on 5/9/23. Area will begin prep work a day prior. Work expected to be completed in a 3 week period.
2019 Bond Series	SUGAR DETENTION POND	Javier Hinojosa Engineering	TBD	2/15/2024	2/15/2025	2584949.02	0	2584949.02	\$ -	0%	DESIGN	Geotechnical study has been scheduled by consultant for first week in May.
2019 Bond Series	ALBERTA ROAD RECONSTRUCTION	South Texas Infrastructure Group	TBD	6/27/2023	6/27/2024	8203761.78	0	8203761.78	\$ -	100%	DESIGN	Bid were received on 4/4/23. Staff was advised to negotiate proposal with IOC Company at the 4/18/23 meeting.
2019 Bond Series	DOOLITTLE DETENTION POND	Quintanilla, Headley & Associates	TBD	8/14/2023	8/14/2024	3959941.83	0	3959941.83	\$ -	30%	DESIGN	Survey is 95% complete. Neighborhood meeting occurred on 4/19/23 at Freddy Gonzalez Park to share schematic/30% plans with residents in the area.
2021 Bond Series	DOWNTOWN / SH 107 IMPROVEMENTS (TxDOT)	L&G Engineering	TBD	9/1/2023	10/1/2025	2500000	0	2500000	\$ -	90%	DESIGN	Progress meeting occurred. City's consultant expected to complete the utility relocation plans by end of May.
2021 Bond Series	EBONY HILLS DETENTION POND	City Staff / Melden & Hunt	TBD	7/3/2023	7/3/2024	1000000	\$ -	\$ 1,000,000.00	\$ -	25%	DESIGN	Progress meeting occurred for final survey. Design has begun.
2021 Bond Series, EEDC Fund	DOWNTOWN PARKING GARAGE & RETAIL FACILITY	ERO Architects	TBD	6/29/2024		\$ 10,000,000.00	\$ -	\$ 10,000,000.00	\$ 2,000,000.00	66%	DESIGN	Needs Assessment to be presented on May 30th. Progress meeting occurred on 4/17/23.
ARPA 1	CENTRAL FIRE STATION 2ND FLOOR REMODELING	PBK Architects	TBD	7/24/2023	5/24/2024	\$ 2,196,862.00	\$ -	\$ 2,196,862.00	\$ 2,196,862.00	60%	DESIGN	90% set expected mid May. Progress meeting scheduled for 5/12/23.
CDGM Fund	BRENNAALEEN CEDAR DRAINAGE PROJECT PHASE 1	City Staff / RE Garcia / Half Associates	N/A			\$ 304,454.72	\$ -	\$ 304,454.72	\$ 304,454.72	40%	DESIGN	Design models were completed. Progress meeting scheduled for 5/1/23. Design to begin thereafter.
General Fund CIP F137	LUNA SUBDIVISION DRAINAGE IMPROVEMENTS	City Staff	TBD	7/1/2023	11/30/2023	250000	0	250000	\$ -	5%	DESIGN	Field survey has been completed. Documents to be provided for staff design mid May.

General Fund City Staff	BOYS & GIRLS CLUB DRAINAGE DITCH EXPANSION	City Staff	City Staff	10/1/2023	12/31/2023	\$ 3,800.00	\$ -	\$ 3,800.00	0	55%	DESIGN	Design to be completed in the next month. Construction to be done by adjacent development.
RGVMPO TASA, Parkland Dedication Funds	FREDDY GONZALEZ HIKE & BIKE TRAIL PHASE II	City Staff	TBD	12/1/2023	12/1/2024	\$ 1,092,099.00	\$ -	\$ 1,092,099.00	\$ 910,445.00	0%	DESIGN	Irrigation canal is being placed under ground. Construction continues on west side of Veterans Blvd towards Closner Blvd. Survey has begun.
RGVMPO, General Fund	JACKSON HIKE & BIKE TRAIL PHASE II	GDJ Engineering	TBD	9/1/2023	9/1/2024	\$ 415,044.17	\$ -	\$ 415,044.17	\$ -	90%	DESIGN	Offers were sent for right of way. Design continues.
TxDOT HSIP	FREDDY GONZALEZ DR & MON MACK RD TRAFFIC SIGNAL	TEDSI Infrastructure	TBD			\$ 43,378.00	\$ -	\$ 43,378.00	\$ 190,000.00	100%	DESIGN	AFAs were approved by City Council on 2/7/23. Project expected to let fall 2023.
TxDOT HSIP	MILE 17 1/2 & M RD TRAFFIC BEACON	City Staff	TBD			\$ -	\$ -	\$ -	\$ -	100%	DESIGN	Plans have been submitted to TxDOT. Project expected to let fall 2023.
TxDOT HSIP, Capital Projects Fund	MONTE CRISTO RD / M RD / GWIN RD TRAFFIC SIGNAL	TEDSI Infrastructure	TBD			30000	0	30000	\$ 449,024.00	100%	DESIGN	Project expected to let fall 2023.
2021 Bond Series	SUGAR RD RIGHT-OF-WAY	Half Associates	N/A			\$ 835,984.48	\$ -	\$ 835,984.48	0	60%	PLANNING	Schematic design is at 100% to identify parcels. Layout was presented on 3/28/23 to PIPAC. Parcel surveys have started.
2021 Bond Series	JACKSON RD RIGHT-OF-WAY	Rio Delta Engineering	N/A			\$ 285,000.00	\$ -	\$ 285,000.00	\$ -	90%	PLANNING	Schematic design review meeting occurred with consultant on 4/13/23. Appraisals will be requested in upcoming weeks.
ARPA 2	FIRE TRAINING FACILITY	Alvarado Architects	TBD	1/1/2024	9/27/2024	\$ 1,500,000.00	\$ -	\$ 1,500,000.00	\$ 500,000.00	1%	PLANNING	Consultant has finalized Supplemental and Environmental Report process to clear and remove site from existing landfill designation with TCEQ. Submittal to TCEQ is pending.
Grant application	CHAPIN POND PUMP STATION	City Staff	TBD			0	0	0	\$ 1,310,000.00	0%	PLANNING	Pending grant funds to proceed.
Grant application	CHAPIN ROAD IMPROVEMENTS	City Staff	TBD			\$ -	\$ -	\$ -	\$ -	0%	PLANNING	RAISE Grant Application was developed and submitted at the end of February for Planning only.
Grant Application	SPRAGUE STREET IMPROVEMENTS	TBD	TBD			0	0	0	\$ -	0%	PLANNING	RAISE Grant Application was submitted.
SMART Grant	SH 107 TRAFFIC SYNCHRONIZATION (SMART GRANT)	City Staff	TBD			\$ -	\$ -	\$ -	\$ -	0%	PLANNING	Grant was submitted.
TDEM Grant Application	FAYSVILLE SUBDIVISION DRAINAGE IMPROVEMENTS	City Staff	TBD			\$ 441,256.00	\$ -	\$ 441,256.00	\$ 4,412,560.00	0%	PLANNING	Pending grant.
TDEM grant application	IOWA ESTATES DRAINAGE IMPROVEMENTS	City Staff	TBD			368009.3	\$ -	\$ 368,009.30	\$ 3,680,093.00	0%	PLANNING	Pending grant.
TxDOT TASA grant application	BIKE & PEDESTRIAN PLAN UPDATES	TBD	TBD			\$ -	\$ -	\$ 300,000.00	\$ 300,000.00	0%	PLANNING	TxDOT TASA Grant resolution and public hearing will occur on 5/16/23. Application is due on 6/5/23.
TxDOT TASA Grant Application	FREDDY GONZALEZ DR & CLOSNER BLVD INTERSECTION IMPROVEMENTS	TBD	TBD			0	0	478000	\$ -	0%	PLANNING	TxDOT TASA Grant resolution and public hearing will occur on 5/16/23. Application is due on 6/5/23.

Department: Engineering
Date of Report: 4/28/2023
Director Name: Mardoqueo Hinojosa, P.E., CFM, CPM

Development Projects

	Subdivision Name	Phase	Inside City Limit (ICL) / ETJ	Subdivision Type (Single Family (SF), Multi-Family (MF) or Commercial (CJ))	Single Family Lots	Multi-Family Lots	Multi-Family Roof Tops	Commercial Lots	Total Lots	Roof Tops
4	1 AZTECA ESTATES	PRELIMINARY REVIEW	ICL	SF	37	0	0	0	37	37
	2 DUTCH BROS LOT 1	PRELIMINARY REVIEW	ICL	C	0	0	0	1	1	1
	3 KAIRALI SUBDIVISION	PRELIMINARY REVIEW	ICL	MF/C	0	1	4	1	2	5
	4 RED SKY LOT 1 2 3 BLOCK 1	PRELIMINARY REVIEW	ICL	C	0	0	0	3	3	3
31	1 ACME ESTATES SUBDIVISION	CONSTRUCTION REVIEW	ICL	SF	42	0	0	0	42	42
	2 BIRD OF PARADISE SUBDIVISION	CONSTRUCTION REVIEW	ICL	MF/C	0	25	100	1	26	100
	3 CANTONSIDE RANCHES	CONSTRUCTION REVIEW	ICL	SF	76	0	0	0	76	76
	4 CARMEN AVILA SUBDIVISION PHASE V	CONSTRUCTION REVIEW	ETJ1.5	SF	136	0	0	0	136	136
	5 CESAR CHAVEZ HEIGHTS SUBDIVISION	CONSTRUCTION REVIEW	ETJ1.5	SF	82	0	0	0	82	82
	6 CITY PLACE AT CHAPIN	CONSTRUCTION REVIEW	ICL	MF	0	41	164	0	42	164
	7 CLOSER POINT VILLAGES SUBDIVISION	CONSTRUCTION REVIEW	ICL	MF	0	47	188	0	47	188
	8 FREEDOM NORTH SUBDIVISION	CONSTRUCTION REVIEW	ICL	C	0	0	0	2	2	2
	9 FRESNO HEIGHTS	CONSTRUCTION REVIEW	ICL	SF	20	0	0	20	20	20
	10 GARDENIA APARTMENTS	CONSTRUCTION REVIEW	ICL	MF	0	1	4	0	1	4
67	11 GEM ESTATES (NORTH MCCOLL ESTATES)	CONSTRUCTION REVIEW	ICL	MF	0	76	304	0	76	304
	12 GONZALEZ HEIGHTS SUBDIVISION	CONSTRUCTION REVIEW	ETJ1.5	SF	1	0	0	0	1	1
	13 JAGUAR HEIGHTS	CONSTRUCTION REVIEW	ETJ1.5	SF	94	0	0	0	94	94
	14 JALPA OAKS	CONSTRUCTION REVIEW	ICL	SF	45	0	0	0	45	45
	15 LAS MAGNOLIAS	CONSTRUCTION REVIEW	ICL	MF	0	34	136	0	34	136
	16 LAS PALMERAS SUBDIVISION	CONSTRUCTION REVIEW	ICL	MF	0	124	496	0	124	496
	17 MCDONALD	CONSTRUCTION REVIEW	ICL	SF	2	0	0	0	2	2
	18 OAKVIEW CENTER	CONSTRUCTION REVIEW	ICL	MF/C	0	47	188	5	52	193
	19 OASIS	CONSTRUCTION REVIEW	ICL	SF/C	12	0	0	2	14	14
	20 PROVENCE RIDGE SUBDIVISION	CONSTRUCTION REVIEW	ICL	SF	76	0	0	0	76	76
5159	21 RANCHITOS ON SEMINARY	CONSTRUCTION REVIEW	ETJ1.5	SF	24	0	0	0	24	24
	22 RBR NO.5	CONSTRUCTION REVIEW	ETJ2.5	SF	87	0	0	0	87	87
	23 RE-PLAT OF LEWIS SUBDIVISION	CONSTRUCTION REVIEW	ICL	C	0	0	0	2	2	2
	24 RINCON DE ESPERANZA SUBDIVISION	CONSTRUCTION REVIEW	ICL	SF	153	0	0	0	0	152
	25 ROGERS ESTATES	CONSTRUCTION REVIEW	ICL	SF	39	0	0	0	39	39
	26 RUSSELL OAK ESTATES	CONSTRUCTION REVIEW	ICL	SF	50	0	0	0	50	50
	27 THE VILLAS ON CANTON	CONSTRUCTION REVIEW	ICL	MF	0	28	112	0	28	112
	28 VILLAGES ON CLOSER	CONSTRUCTION REVIEW	ICL	MF/C	0	191	764	2	766	766
	29 WATER LILY AT LA SIENNA	CONSTRUCTION REVIEW	ICL	SF	118	0	0	0	118	118
	30 WEST PALM	CONSTRUCTION REVIEW	ICL	SF	38	0	0	0	38	38
5159	31 WISCONSIN WATER	CONSTRUCTION REVIEW	ETJ1.5	MF	0	68	272	0	68	68
	1 2812 ESTATES	CONSTRUCTION	ETJ1.5	SF	44	0	0	4	48	48
	2 ALBERTA HEIGHTS PH1	CONSTRUCTION	ICL	SF	84	0	0	0	84	84
	3 ALBERTA HEIGHTS SUBDIVISION PHASE II	CONSTRUCTION	ICL	SF	14	0	0	0	14	14
	4 ATWOOD ESTATES	CONSTRUCTION	ICL	SF	121	0	0	0	121	121
	5 ATWOOD VILLAGE	CONSTRUCTION	ICL	MF	0	115	460	460	115	460
	6 BELLAWOODS PHASE 2	CONSTRUCTION	ETJ1.5	SF	48	0	0	0	48	48
	7 BELLAWOODS PHASE 3	CONSTRUCTION	ETJ1.5	SF	50	0	0	0	50	50
	8 CALEDONIA WEST	CONSTRUCTION	ETJ1.5	SF	84	0	0	0	84	84
	9 CARMEN AVILA RANCHETTES	CONSTRUCTION	ETJ1.5	SF	22	0	0	0	22	22
5159	10 CARMEN AVILA SUBDIVISION PHASE III	CONSTRUCTION	ETJ1.5	SF	143	0	0	6	149	149
	11 CLEARWATER EXPRESS SUBDIVISION	CONSTRUCTION	ICL	C	0	0	0	1	1	1
	12 COLE CROSSING	CONSTRUCTION	ETJ1.5	SF	30	0	0	0	30	30
	13 CONDESA APARTMENTS	CONSTRUCTION	ICL	MF	0	1	4	0	4	4
	14 CRESTWOOD ESTATES SUBDIVISION	CONSTRUCTION	ICL	SF	45	0	0	0	45	45
	15 DEUS MAGNUS SUBDIVISION	CONSTRUCTION	ICL	C	0	0	0	1	1	1
	16 FEATHERED HAVEN	CONSTRUCTION	ICL	SF	6	0	0	0	6	6
	17 GOLDEN ACRES	CONSTRUCTION	ICL	SF	36	0	0	0	36	36
	18 HIGHLAND HEIGHTS	CONSTRUCTION	ICL	SF	144	0	0	0	144	144
	19 HYDE PARK	CONSTRUCTION	ICL	SF	73	0	0	0	73	73
5159	20 JINGLE SPRINGS	CONSTRUCTION	ETJ1.5	SF	98	0	0	0	98	98
	21 LA MARQUESE ESTATES	CONSTRUCTION	ETJ1.5	SF	30	0	0	0	30	30
	22 LA SIENNA APARTMENTS	CONSTRUCTION	ICL	C	0	0	0	1	1	1
	23 LAS ENCINITAS PHASE III	CONSTRUCTION	ETJ1.5	SF/C	183	0	0	17	200	200
	24 LAS OLAS ESTATES	CONSTRUCTION	ETJ2.5	SF	102	0	0	0	102	102
	25 LOS CORTUOS SUBDIVISION	CONSTRUCTION	ETJ3.5	SF	235	0	0	0	235	235
	26 LOS LAGOS PHASE 5	CONSTRUCTION	ICL	SF	164	0	0	0	164	164
	27 LOS LAGOS PHASE VII A	CONSTRUCTION	ICL	SF	50	0	0	0	50	50
	28 LOS LAGOS PHASE VII B	CONSTRUCTION	ICL	SF	120	0	0	0	120	120
	29 MARITERRY ESTATES	CONSTRUCTION	ICL	SF	8	0	0	0	8	8
5159	30 MONARCO ESTATES SUBDIVISION	CONSTRUCTION	ETJ2.5	SF	158	0	0	0	158	158
	31 MONTE VERANDA PHASE II	CONSTRUCTION	ICL	SF	18	0	0	0	18	18
	32 MONTEREAL ESTATES	CONSTRUCTION	ETJ1.5	SF	88	0	0	0	88	88
	33 OAK HILL AT VILLANUEVA ESTATES PHASE 1	CONSTRUCTION	ICL	SF	16	0	0	0	16	16
	34 OAK HILL AT VILLANUEVA ESTATES PHASE 2	CONSTRUCTION	ICL	SF	46	0	0	0	46	46
	35 PEARL ESTATES SUBDIVISION	CONSTRUCTION	ICL	SF	48	0	0	0	48	48
	36 PUEBLO DE PALMAS PHASE 25	CONSTRUCTION	ETJ1.5	SF	141	0	0	0	141	141

Subdivisions in Preliminary Review

Subdivisions in Construction Review
Pending approval or waiting for resubmittal from Owner

Subdivisions in construction
Estimated Rooftops based on subdivision lots in construction
*Pending confirmation on estimated rooftops

Department: Engineering
 Date of Report: 4/28/2023
 Director Name: Mardoqueo Hinojosa, P.E., CFM, CPM

Development Projects


	Subdivision Name	Phase	Inside City Limit (ICL) / ETJ	Subdivision Type (Single Family (SF), Multi-Family (MF) or Commercial (CJ))	Single Family Lots	Multi-Family Lots	Multi-Family Roof Tops	Commercial Lots	Total Lots	Roof Tops
37	RG ESTATES PH 3	CONSTRUCTION	ETJ1.5	SF	49	0	0	0	49	49
38	ROGERS COVES SUBDIVISION PHASE A N B	CONSTRUCTION	ICL	SF	188	0	0	0	188	188
39	RUSSEL VILLAGE SUBDIVISION	CONSTRUCTION	ICL	SF	77	0	0	0	77	77
40	SANTA CRUZ PALMS	CONSTRUCTION	ICL	SF	59	0	0	0	59	59
41	SANTA CRUZ SECTION 1 PHASE IV-2	CONSTRUCTION	ICL	SF	36	0	0	0	36	36
42	SCHUNIOR ESTATES	CONSTRUCTION	ICL	SF	19	0	0	0	19	19
43	SEVEN ELEVEN -MONTE CRISTO	CONSTRUCTION	ICL	C	0	0	0	1	1	1
44	SH MOUNT ESTATES	CONSTRUCTION	ICL	SF	28	0	0	0	28	28
45	SILOS AT LA SIENNA PHASE 1	CONSTRUCTION	ICL	SF	64	0	0	64	64	64
46	SILOS AT LA SIENNA PHASE 2	CONSTRUCTION	ICL	SF	43	0	0	0	43	43
47	SILVERSTONE HEIGHTS	CONSTRUCTION	ICL	SF	122	0	0	0	122	122
48	SOL ALEGRE PHASE 1	CONSTRUCTION	ICL	SF	130	0	0	0	130	130
49	SONTERRA RIDGE SUBDIVISION	CONSTRUCTION	ICL	MF	0	10	40	0	10	40
50	SRGV HOTEL EDINBURG SUBDIVISION	CONSTRUCTION	ICL	C	0	0	0	1	1	1
51	STONE OAK SUBDIVISION	CONSTRUCTION	ICL	SF	49	0	0	0	49	49
52	STORAGE MASTERS	CONSTRUCTION	ICL	C	0	0	0	1	1	1
53	SUGAR MILL ESTATES	CONSTRUCTION	ICL	MF	0	54	216	0	54	216
54	SUNCREST ACRES	CONSTRUCTION	ETJ2.5	SF	18	0	0	0	18	18
55	TEXAS RANCH	CONSTRUCTION	ETJ1.5	SF	15	0	0	0	15	15
56	THE GARDENS AT LAKE JAMES	CONSTRUCTION	ICL	SF	16	0	0	0	16	16
57	THE HEIGHTS ON TRENTON PHASE 2	CONSTRUCTION	ICL	SF	179	0	0	0	179	179
58	THE HEIGHTS ON WISCONSIN PHASE II	CONSTRUCTION	ICL	SF	63	0	0	0	63	63
59	THE HEIGHTS ON WISCONSIN PHASE III	CONSTRUCTION	ICL	SF	81	0	0	0	81	81
60	UNIVERSITY VILLAGE ON 10TH ST	CONSTRUCTION	ICL	C	0	0	0	11	11	11
61	VALENCIA TRAILS PHASE 1	CONSTRUCTION	ICL	MF	0	17	68	68	17	68
62	VALENCIA TRAILS PHASE 2	CONSTRUCTION	ICL	SF	73	0	0	0	73	73
63	VELA & FLORES	CONSTRUCTION	ICL	C	0	0	0	1	1	1
64	VICTORIA HEIGHTS	CONSTRUCTION	ICL	MF	0	5	20	0	5	20
65	VILLAS AT SUGAR	CONSTRUCTION	ICL	MF	0	48	192	0	48	192
66	WOODLANDS ESTATES	CONSTRUCTION	ICL	MF	0	89	356	0	89	356

	Commercial Site Plans were reviewed
	Commercial Permits were reviewed
	Multi-Family Building Permit was reviewed
	Residential Permits were reviewed

GIS Division

- * Continued drone footage for Capital Projects and survey.
- * Continued addressing and street name approvals for subdivisions
- * On-going support for Capital Projects Dashboard and Planning Dashboards on the ESRI ArcGIS Platform
- * Updating and maintaining GIS data on the ESRI ArcGIS Platform for public infrastructure, planning, solid waste, parks, etc.

FINANCE





Edinburg, TX

Unaudited Income Statement - Revenues

Account Summary

For Fiscal: 2022-2023 Period Ending: 04/30/2023

		Original Total Budget	Current Total Budget	MTD Activity	YTD Activity	YTD Activity + Encumbrances	Budget Remaining
Fund: 100 - GENERAL FUND							
Revenue							
Division: 9500 - Non-Departmental							
RevType: 40 - General Taxes							
100-9500-401100	AD-VALOREM TAX-CURRENT	31,966,600.00	31,966,600.00	293,282.77	29,266,687.67	29,266,687.67	2,699,912.33
100-9500-401101	AD-VALOREM TAX-DELINQUENT	500,000.00	500,000.00	36,120.66	495,940.16	495,940.16	4,059.84
100-9500-401102	PENALTY & INTEREST	488,658.00	488,658.00	36,812.75	286,312.07	286,312.07	202,345.93
100-9500-402100	GENERAL SALES & USE TAX	18,200,000.00	18,200,000.00	0.00	8,995,713.63	8,995,713.63	9,204,286.37
100-9500-402101	GEN SALES & USE TAX (.5%)	9,100,000.00	9,100,000.00	0.00	4,497,856.82	4,497,856.82	4,602,143.18
100-9500-403100	ELECTRIC UTILITY	3,098,000.00	3,098,000.00	0.00	2,326,641.86	2,326,641.86	771,358.14
100-9500-403101	GAS UTILITY	207,000.00	207,000.00	0.00	0.00	0.00	207,000.00
100-9500-403102	SWB TELEPHONE UTILITY	67,000.00	67,000.00	0.00	11,348.59	11,348.59	55,651.41
100-9500-403103	T V CABLE	653,531.00	653,531.00	0.00	162,148.80	162,148.80	491,382.20
100-9500-403104	TELEPHONE UTILITY OTHER/ROW	103,000.00	103,000.00	13.80	16,713.19	16,713.19	86,286.81
100-9500-403105	2% GROSS RECEIPTS-SEWER	120,000.00	120,000.00	0.00	55,827.94	55,827.94	64,172.06
100-9500-403106	2% GROSS RECEIPTS-WATER	260,000.00	260,000.00	0.00	123,799.20	123,799.20	136,200.80
100-9500-404100	MIXED BEVERAGE TAX	207,000.00	207,000.00	21,786.28	117,388.96	117,388.96	89,611.04
RevType: 40 - General Taxes Total:		64,970,789.00	64,970,789.00	388,016.26	46,356,378.89	46,356,378.89	18,614,410.11
RevType: 41 - Licenses and Permits							
100-9500-411100	BUILDING PERMITS	774,000.00	774,000.00	106,102.40	395,578.40	395,578.40	378,421.60
100-9500-411101	PLUMBING PERMITS	207,000.00	207,000.00	22,278.00	119,667.00	119,667.00	87,333.00
100-9500-411102	ELECTRICAL PERMIT	145,000.00	145,000.00	14,303.00	87,255.00	87,255.00	57,745.00
100-9500-411103	HEATING & AIR COND	93,000.00	93,000.00	22,533.00	61,901.00	61,901.00	31,099.00
100-9500-411104	GARAGE SALE PERMITS	21,000.00	21,000.00	1,600.00	12,620.00	12,620.00	8,380.00
100-9500-411106	HOUSE MOVING PERMITS	0.00	0.00	250.00	750.00	750.00	-750.00
100-9500-411108	BEVERAGE PERMITS	5,000.00	5,000.00	240.50	2,076.50	2,076.50	2,923.50
100-9500-411120	MISCELLANEOUS PERMITS	0.00	0.00	624.00	5,419.00	5,419.00	-5,419.00
100-9500-412100	HEALTH PERMITS	103,000.00	103,000.00	8,500.00	48,600.00	48,600.00	54,400.00
100-9500-412101	COIN OPERATED MACHINES	2,000.00	2,000.00	262.49	1,482.72	1,482.72	517.28
RevType: 41 - Licenses and Permits Total:		1,350,000.00	1,350,000.00	176,693.39	735,349.62	735,349.62	614,650.38
RevType: 42 - InterGov't							
100-9500-423100	HOUSING AUTH/IN LIEU T	0.00	0.00	0.00	26,694.89	26,694.89	-26,694.89
100-9500-423904	AMERICAN RECOVERY ACT FUNS (ARPA)	3,300,000.00	3,300,000.00	0.00	0.00	0.00	3,300,000.00
100-9500-424100	UTILITY TRAN-CUST SERV	1,396,500.00	1,396,500.00	0.00	0.00	0.00	1,396,500.00
100-9500-424101	SANIT TRAN-CUSTOMER SE	1,281,000.00	1,281,000.00	0.00	0.00	0.00	1,281,000.00
100-9500-424102	EEDC REIMBURSEMENT	500,000.00	500,000.00	125,000.00	250,000.00	250,000.00	250,000.00
100-9500-424112	PD-LRGVDC-911 EMERGENCY COMMUN..	0.00	0.00	0.00	175.00	175.00	-175.00
100-9500-425100	MISCELLANEOUS GRANTS	2,836,890.00	2,836,890.00	0.00	0.00	0.00	2,836,890.00
RevType: 42 - InterGov't Total:		9,314,390.00	9,314,390.00	125,000.00	276,869.89	276,869.89	9,037,520.11
RevType: 43 - Charges for Services							
100-9500-431100	2% ADM FEE-INSPECTION	800,000.00	800,000.00	21,816.11	257,430.85	257,430.85	542,569.15
100-9500-431102	CLEANING & MOWING	140,000.00	140,000.00	-547.77	51,894.85	51,894.85	88,105.15
100-9500-431103	VITAL STATISTICS FEES	309,800.00	309,800.00	22,726.80	223,049.00	223,049.00	86,751.00
100-9500-431110	COUNTY PART-RURAL FIRE	464,600.00	464,600.00	40,729.00	294,692.00	294,692.00	169,908.00
100-9500-431111	FIRE PROTECTION & PREVENTION FEES	51,600.00	51,600.00	6,400.00	38,501.00	38,501.00	13,099.00
100-9500-431112	FIREMEN TRAINING SCHOO	5,200.00	5,200.00	0.00	0.00	0.00	5,200.00
100-9500-431120	ACCIDENT REPORTS	12,400.00	12,400.00	1,068.00	8,992.00	8,992.00	3,408.00
100-9500-431125	SALES OF CODES & DOCUMENTS	77,400.00	77,400.00	1,453.50	10,582.35	10,582.35	66,817.65
100-9500-431126	ZONING APPLICATION FEE	62,000.00	62,000.00	8,900.00	43,325.00	43,325.00	18,675.00
100-9500-431128	PASSPORT FEES	92,900.00	92,900.00	8,595.00	60,387.35	60,387.35	32,512.65
100-9500-431129	PASSPORT PHOTOS	1,000.00	1,000.00	0.00	90.00	90.00	910.00
100-9500-431130	PASSPORT EXPRESS SHIPPING	0.00	0.00	0.00	105.90	105.90	-105.90

Unaudited Income Statement - Revenues
For Fiscal: 2022-2023 Period Ending: 04/30/2023

		Original Total Budget	Current Total Budget	MTD Activity	YTD Activity	YTD Activity + Encumbrances	Budget Remaining
100-9500-431201	BIKE RENTALS UTRGV/CITY	0.00	0.00	0.00	596.70	596.70	-596.70
100-9500-431203	REC SPECIAL EVENTS	26,800.00	26,800.00	0.00	40,290.80	40,290.80	-13,490.80
100-9500-431204	REC SPORT LEAGUE FEES	170,100.00	170,100.00	2,900.00	71,677.00	71,677.00	98,423.00
100-9500-431205	REC. MEMBERSHIP FEES-A	77,500.00	77,500.00	1,282.00	9,296.71	9,296.71	68,203.29
100-9500-431206	RECREATIONAL PROGRAM FEES	52,200.00	52,200.00	4,516.00	30,290.00	30,290.00	21,910.00
100-9500-431207	RENTAL CENTERS	89,000.00	89,000.00	3,420.00	25,023.00	25,023.00	63,977.00
100-9500-431300	CONCESSIONS SALES VIPERS	800.00	800.00	0.00	0.00	0.00	800.00
100-9500-431301	DANCE CLASS FEES-CITY/VIPERS	38,400.00	38,400.00	2,250.00	15,171.00	15,171.00	23,229.00
100-9500-431303	LEAGUE FEES-CITY/VIPERS	128,100.00	128,100.00	2,620.00	58,591.00	58,591.00	69,509.00
100-9500-431305	RENTAL CONCESSION STAND/VIPERS	700.00	700.00	0.00	0.00	0.00	700.00
100-9500-431400	WBC ADMISSION FEE	39,700.00	39,700.00	3,908.00	20,367.00	20,367.00	19,333.00
100-9500-431402	WBC MEMBERSHIP FEES	5,600.00	5,600.00	219.00	3,416.00	3,416.00	2,184.00
100-9500-431403	WBC MERCHANDISE SALES	44,800.00	44,800.00	3,475.54	18,120.78	18,120.78	26,679.22
100-9500-431404	WBC- PROGRAM FEES	26,500.00	26,500.00	2,521.00	18,572.00	18,572.00	7,928.00
100-9500-431501	PUBLIC SWIMMING POOL F	25,900.00	25,900.00	0.00	135.75	135.75	25,764.25
100-9500-431502	SWIMMING PROGRAM FEES	102,900.00	102,900.00	401.00	489.00	489.00	102,411.00
RevType: 43 - Charges for Services Total:		2,845,900.00	2,845,900.00	138,653.18	1,301,087.04	1,301,087.04	1,544,812.96
RevType: 44 - Fines and Forfeits							
100-9500-441100	MUNICIPAL COURT FINES	619,500.00	619,500.00	51,874.29	407,573.99	407,573.99	211,926.01
100-9500-441102	ARREST & WRITTEN FEE	51,600.00	51,600.00	2,828.54	20,228.19	20,228.19	31,371.81
100-9500-441104	TRAFFIC (TFC) FINES 3.	10,300.00	10,300.00	734.99	5,143.12	5,143.12	5,156.88
100-9500-441105	CIVIL JUSTICE FEE-COURT	0.00	0.00	-0.47	0.17	0.17	-0.17
100-9500-441110	TIME PAYMENT CITY	15,500.00	15,500.00	704.53	6,719.21	6,719.21	8,780.79
100-9500-441111	MUNICIPAL COURT ADMIN EXP FEE	72,300.00	72,300.00	5,033.00	36,010.70	36,010.70	36,289.30
100-9500-441114	MUNICIPAL COURT MISCELLANEOUS	25,800.00	25,800.00	760.00	5,890.00	5,890.00	19,910.00
100-9500-441117	OMNI BASE LOCAL FEE	5,200.00	5,200.00	100.80	579.20	579.20	4,620.80
100-9500-441118	TX DOT- SCOFF LAW	4,700.00	4,700.00	-375.00	705.00	705.00	3,995.00
100-9500-441201	LIBRARY FINES	5,000.00	5,000.00	725.00	4,313.41	4,313.41	686.59
RevType: 44 - Fines and Forfeits Total:		809,900.00	809,900.00	62,385.68	487,162.99	487,162.99	322,737.01
RevType: 45 - Miscellaneous							
100-9500-451100	INTEREST EARNED	100,000.00	100,000.00	0.00	424,638.58	424,638.58	-324,638.58
100-9500-451101	INTEREST EARNED RECEIV	0.00	0.00	3,080.28	21,766.28	21,766.28	-21,766.28
100-9500-452103	RENT OF CITY FACILITIES	2,500.00	2,500.00	125.00	875.00	875.00	1,625.00
100-9500-452104	USE OF CITY'S RADIO SYSTEM	4,000.00	4,000.00	310.00	2,170.00	2,170.00	1,830.00
100-9500-453207	CONTRIBUTION - OTHER	0.00	0.00	0.00	11,000.00	11,000.00	-11,000.00
100-9500-454100	MISCELLANEOUS REVENUE	200,000.00	200,000.00	18,879.15	92,609.92	92,609.92	107,390.08
100-9500-454101	LOST BOOK ACCT-LIBRARY	2,000.00	2,000.00	237.82	1,948.27	1,948.27	51.73
100-9500-454102	BOOK SALES (LIBRARY)	10,000.00	10,000.00	3,325.33	23,795.05	23,795.05	-13,795.05
100-9500-454103	RECOVERY OF WORKERS COMP	50,000.00	50,000.00	4,027.80	43,741.37	43,741.37	6,258.63
100-9500-454104	CASH SHORT OR OVER	0.00	0.00	-32.48	-78.61	-78.61	78.61
100-9500-454110	PROPERTY INSURANCE REIMBURSEME...	0.00	0.00	0.00	72,272.28	72,272.28	-72,272.28
RevType: 45 - Miscellaneous Total:		368,500.00	368,500.00	29,952.90	694,738.14	694,738.14	-326,238.14
RevType: 46 - Other Financing Sources							
100-9500-462100	SALE OF CITY PROPERTY	100,000.00	100,000.00	10,951.81	132,826.81	132,826.81	-32,826.81
100-9500-463103	CAPITAL LEASE PROCEEDS	8,301,754.00	8,301,754.00	0.00	0.00	0.00	8,301,754.00
RevType: 46 - Other Financing Sources Total:		8,401,754.00	8,401,754.00	10,951.81	132,826.81	132,826.81	8,268,927.19
RevType: 49 - Transfers In (Interfund)							
100-9500-499210	TRANSFER IN SOLID WASTE MANA FUND	5,750,000.00	5,750,000.00	0.00	0.00	0.00	5,750,000.00
RevType: 49 - Transfers In (Interfund) Total:		5,750,000.00	5,750,000.00	0.00	0.00	0.00	5,750,000.00
Division: 9500 - Non-Departmental Total:		93,811,233.00	93,811,233.00	931,653.22	49,984,413.38	49,984,413.38	43,826,819.62
Revenue Total:		93,811,233.00	93,811,233.00	931,653.22	49,984,413.38	49,984,413.38	43,826,819.62
Fund: 100 - GENERAL FUND Total:		93,811,233.00	93,811,233.00	931,653.22	49,984,413.38	49,984,413.38	43,826,819.62
Fund: 113 - HOTEL OCCUPANCY TAX FUND							
Revenue							
Division: 9500 - Non-Departmental							
RevType: 40 - General Taxes							
113-9500-405100	HOMESTAY INN & SUITES	0.00	0.00	0.00	13,523.84	13,523.84	-13,523.84

Unaudited Income Statement - Revenues
For Fiscal: 2022-2023 Period Ending: 04/30/2023

		Original Total Budget	Current Total Budget	MTD Activity	YTD Activity	YTD Activity + Encumbrances	Budget Remaining
113-9500-405101	ECHO MOTEL	0.00	0.00	4,068.74	16,907.24	16,907.24	-16,907.24
113-9500-405102	FRONTIER MOTEL	0.00	0.00	362.60	2,393.72	2,393.72	-2,393.72
113-9500-405104	EXECUTIVE INN	0.00	0.00	1,942.85	13,704.95	13,704.95	-13,704.95
113-9500-405106	BINNING HOSPITALITY LLC	0.00	0.00	12,200.19	74,847.02	74,847.02	-74,847.02
113-9500-405108	MOTEL 6	0.00	0.00	4,793.32	29,406.65	29,406.65	-29,406.65
113-9500-405109	BUDGET INN	0.00	0.00	973.89	5,932.68	5,932.68	-5,932.68
113-9500-405110	EDINBURG INN & SUITE	0.00	0.00	5,891.52	34,479.62	34,479.62	-34,479.62
113-9500-405111	HOLIDAY INN	0.00	0.00	16,911.03	115,349.39	115,349.39	-115,349.39
113-9500-405112	HOTEL/OCCUPANCY TAX-OTHER	0.00	0.00	0.00	1,455.86	1,455.86	-1,455.86
113-9500-405113	MARRIOTT TOWNEPLACE SUITES	0.00	0.00	11,818.49	69,739.21	69,739.21	-69,739.21
113-9500-405114	TRU BY HILTON	0.00	0.00	14,684.38	89,753.08	89,753.08	-89,753.08
113-9500-405115	HOME2 BY HILTON	0.00	0.00	17,611.94	84,137.74	84,137.74	-84,137.74
113-9500-405200	ABRB - MARIA HEREDIA	0.00	0.00	0.00	1,302.03	1,302.03	-1,302.03
RevType: 40 - General Taxes Total:		0.00	0.00	91,258.95	552,933.03	552,933.03	-552,933.03
RevType: 45 - Miscellaneous							
113-9500-451100	INTEREST EARNED	0.00	0.00	0.00	104.35	104.35	-104.35
RevType: 45 - Miscellaneous Total:		0.00	0.00	0.00	104.35	104.35	-104.35
Division: 9500 - Non-Departmental Total:		0.00	0.00	91,258.95	553,037.38	553,037.38	-553,037.38
Revenue Total:		0.00	0.00	91,258.95	553,037.38	553,037.38	-553,037.38
Fund: 113 - HOTEL OCCUPANCY TAX FUND Total:		0.00	0.00	91,258.95	553,037.38	553,037.38	-553,037.38
Fund: 150 - DEBT SERVICE FUND							
Revenue							
Division: 9500 - Non-Departmental							
RevType: 40 - General Taxes							
150-9500-401100	AD-VALOREM TAX-CURRENT	0.00	0.00	78,991.91	7,882,618.82	7,882,618.82	-7,882,618.82
150-9500-401101	AD-VALOREM TAX-DELINQUENT	0.00	0.00	7,637.18	109,725.47	109,725.47	-109,725.47
150-9500-401102	PENALTY & INTEREST	0.00	0.00	9,168.47	70,372.12	70,372.12	-70,372.12
RevType: 40 - General Taxes Total:		0.00	0.00	95,797.56	8,062,716.41	8,062,716.41	-8,062,716.41
RevType: 45 - Miscellaneous							
150-9500-451100	INTEREST EARNED	0.00	0.00	0.00	32.19	32.19	-32.19
RevType: 45 - Miscellaneous Total:		0.00	0.00	0.00	32.19	32.19	-32.19
Division: 9500 - Non-Departmental Total:		0.00	0.00	95,797.56	8,062,748.60	8,062,748.60	-8,062,748.60
Revenue Total:		0.00	0.00	95,797.56	8,062,748.60	8,062,748.60	-8,062,748.60
Fund: 150 - DEBT SERVICE FUND Total:		0.00	0.00	95,797.56	8,062,748.60	8,062,748.60	-8,062,748.60
Fund: 200 - UTILITY FUND							
Revenue							
Division: 9500 - Non-Departmental							
RevType: 43 - Charges for Services							
200-9500-432101	WATER TAP FEES	400,000.00	400,000.00	19,881.25	247,521.25	247,521.25	152,478.75
200-9500-432102	METER WATER SALES-CURR	13,600,000.00	13,600,000.00	1,134,970.42	7,366,230.38	7,366,230.38	6,233,769.62
200-9500-432104	PENALTY CHARGES-DELQ A	550,000.00	550,000.00	46,488.15	316,740.94	316,740.94	233,259.06
200-9500-432105	BACTERIOLOGICAL TESTING	0.00	0.00	0.00	1,003.00	1,003.00	-1,003.00
200-9500-432200	SEWER CHARGES	6,010,000.00	6,010,000.00	502,374.66	3,327,292.38	3,327,292.38	2,682,707.62
200-9500-432201	SEWER TAP FEES	75,000.00	75,000.00	4,100.00	63,540.00	63,540.00	11,460.00
200-9500-432202	SWR CHARGES NORTH ALAM	700,000.00	700,000.00	116,069.91	233,199.95	233,199.95	466,800.05
200-9500-432203	SWR CHARGES SWSC	75,000.00	75,000.00	6,982.23	41,941.64	41,941.64	33,058.36
RevType: 43 - Charges for Services Total:		21,410,000.00	21,410,000.00	1,830,866.62	11,597,469.54	11,597,469.54	9,812,530.46
RevType: 45 - Miscellaneous							
200-9500-451100	INTEREST EARNED	20,000.00	20,000.00	0.00	160,879.25	160,879.25	-140,879.25
200-9500-452113	RENT OF WATER TOWERS	30,000.00	30,000.00	3,071.54	27,601.32	27,601.32	2,398.68
200-9500-454100	MISCELLANEOUS REVENUE	0.00	0.00	1,040.00	1,240.00	1,240.00	-1,240.00
200-9500-454103	RECOVERY OF WORKERS COMP	0.00	0.00	0.00	616.10	616.10	-616.10
200-9500-454104	CASH SHORT OR OVER	0.00	0.00	-18.51	-179.04	-179.04	179.04
200-9500-454107	SERVICE CHARGES	230,000.00	230,000.00	17,295.00	118,693.91	118,693.91	111,306.09
RevType: 45 - Miscellaneous Total:		280,000.00	280,000.00	21,388.03	308,851.54	308,851.54	-28,851.54

Unaudited Income Statement - Revenues
For Fiscal: 2022-2023 Period Ending: 04/30/2023

		Original Total Budget	Current Total Budget	MTD Activity	YTD Activity	YTD Activity + Encumbrances	Budget Remaining
RevType: 46 - Other Financing Sources							
200-9500-463103	CAPITAL LEASE PROCEEDS	24,730,000.00	24,730,000.00	0.00	0.00	0.00	24,730,000.00
	RevType: 46 - Other Financing Sources Total:	24,730,000.00	24,730,000.00	0.00	0.00	0.00	24,730,000.00
	Division: 9500 - Non-Departmental Total:	46,420,000.00	46,420,000.00	1,852,254.65	11,906,321.08	11,906,321.08	34,513,678.92
	Revenue Total:	46,420,000.00	46,420,000.00	1,852,254.65	11,906,321.08	11,906,321.08	34,513,678.92
	Fund: 200 - UTILITY FUND Total:	46,420,000.00	46,420,000.00	1,852,254.65	11,906,321.08	11,906,321.08	34,513,678.92
Fund: 201 - UTILITIES PROJECTS FUND							
Revenue							
Division: 9500 - Non-Departmental							
RevType: 45 - Miscellaneous							
201-9500-451100	INTEREST EARNED	0.00	0.00	0.00	102,299.59	102,299.59	-102,299.59
	RevType: 45 - Miscellaneous Total:	0.00	0.00	0.00	102,299.59	102,299.59	-102,299.59
	Division: 9500 - Non-Departmental Total:	0.00	0.00	0.00	102,299.59	102,299.59	-102,299.59
	Revenue Total:	0.00	0.00	0.00	102,299.59	102,299.59	-102,299.59
	Fund: 201 - UTILITIES PROJECTS FUND Total:	0.00	0.00	0.00	102,299.59	102,299.59	-102,299.59
Fund: 210 - SOLID WASTE MANAGEMENT FUND							
Revenue							
Division: 9500 - Non-Departmental							
RevType: 43 - Charges for Services							
210-9500-434100	GARBAGE CHARGES N A W	369,100.00	369,100.00	77,379.94	155,466.64	155,466.64	213,633.36
210-9500-434101	GARBAGE CHARGES SWSC	27,000.00	27,000.00	2,150.47	13,607.02	13,607.02	13,392.98
210-9500-434102	GARBAGE COLLECTION FEE	8,747,800.00	8,747,800.00	736,524.18	5,102,353.35	5,102,353.35	3,645,446.65
210-9500-434103	GARBAGE DISP NON RESID	10,312,600.00	10,312,600.00	720,420.23	5,195,201.90	5,195,201.90	5,117,398.10
210-9500-434104	GARBAGE DISPOSAL FEES	2,026,000.00	2,026,000.00	155,915.40	1,131,668.94	1,131,668.94	894,331.06
210-9500-434105	RECYCLE PROCEEDS	192,400.00	192,400.00	11,703.35	72,100.30	72,100.30	120,299.70
210-9500-434108	LANDFILL-NON-COMMERCIAL	2,077,900.00	2,077,900.00	243,715.20	1,469,146.68	1,469,146.68	608,753.32
	RevType: 43 - Charges for Services Total:	23,752,800.00	23,752,800.00	1,947,808.77	13,139,544.83	13,139,544.83	10,613,255.17
RevType: 45 - Miscellaneous							
210-9500-451100	INTEREST EARNED	35,900.00	35,900.00	0.00	140,546.78	140,546.78	-104,646.78
210-9500-452108	LAND LEASE	0.00	0.00	0.00	13,645.00	13,645.00	-13,645.00
210-9500-454100	MISCELLANEOUS REVENUE	3,700.00	3,700.00	367.30	1,852.33	1,852.33	1,847.67
210-9500-454104	CASH SHORT OR OVER	100.00	100.00	0.00	0.00	0.00	100.00
210-9500-454107	SERVICE CHARGES	200.00	200.00	0.00	25.00	25.00	175.00
210-9500-454110	PROPERTY INSURANCE REIMBURSEME...	0.00	0.00	0.00	0.00	-41,709.37	41,709.37
210-9500-454200	GAS, OIL, MINERAL RIGHTS	1,265,800.00	1,265,800.00	0.00	661,183.57	661,183.57	604,616.43
	RevType: 45 - Miscellaneous Total:	1,305,700.00	1,305,700.00	367.30	817,252.68	775,543.31	530,156.69
RevType: 46 - Other Financing Sources							
210-9500-463103	CAPITAL LEASE PROCEEDS	2,070,000.00	2,070,000.00	0.00	0.00	0.00	2,070,000.00
	RevType: 46 - Other Financing Sources Total:	2,070,000.00	2,070,000.00	0.00	0.00	0.00	2,070,000.00
	Division: 9500 - Non-Departmental Total:	27,128,500.00	27,128,500.00	1,948,176.07	13,956,797.51	13,915,088.14	13,213,411.86
	Revenue Total:	27,128,500.00	27,128,500.00	1,948,176.07	13,956,797.51	13,915,088.14	13,213,411.86
	Fund: 210 - SOLID WASTE MANAGEMENT FUND Total:	27,128,500.00	27,128,500.00	1,948,176.07	13,956,797.51	13,915,088.14	13,213,411.86
Fund: 220 - EDINBURG INTERNATIONAL AIRPORT							
Revenue							
Division: 9500 - Non-Departmental							
RevType: 42 - InterGov't							
220-9500-422114	R.A.M.P. GRANT	50,000.00	50,000.00	0.00	0.00	0.00	50,000.00
	RevType: 42 - InterGov't Total:	50,000.00	50,000.00	0.00	0.00	0.00	50,000.00
RevType: 43 - Charges for Services							
220-9500-436115	FUEL FLOW FEES	1,152,400.00	1,152,400.00	90,614.91	844,596.88	844,596.88	307,803.12
	RevType: 43 - Charges for Services Total:	1,152,400.00	1,152,400.00	90,614.91	844,596.88	844,596.88	307,803.12
RevType: 45 - Miscellaneous							
220-9500-452105	HANGAR LEASE	118,500.00	118,500.00	9,540.00	66,780.00	66,780.00	51,720.00
220-9500-452107	WAREHOUSE BLDG LEASE (CTS)	123,800.00	123,800.00	9,970.80	69,795.60	69,795.60	54,004.40

Unaudited Income Statement - Revenues

For Fiscal: 2022-2023 Period Ending: 04/30/2023

		Original Total Budget	Current Total Budget	MTD Activity	YTD Activity	YTD Activity + Encumbrances	Budget Remaining
220-9500-454100	MISCELLANEOUS REVENUE	500.00	500.00	0.00	-130.21	-130.21	630.21
	RevType: 45 - Miscellaneous Total:	242,800.00	242,800.00	19,510.80	136,445.39	136,445.39	106,354.61
	RevType: 49 - Transfers In (Interfund)						
220-9500-499210	TRANSFER IN SOLID WASTE MANA FUND	1,227,838.00	1,227,838.00	0.00	0.00	0.00	1,227,838.00
	RevType: 49 - Transfers In (Interfund) Total:	1,227,838.00	1,227,838.00	0.00	0.00	0.00	1,227,838.00
	Division: 9500 - Non-Departmental Total:	2,673,038.00	2,673,038.00	110,125.71	981,042.27	981,042.27	1,691,995.73
	Revenue Total:	2,673,038.00	2,673,038.00	110,125.71	981,042.27	981,042.27	1,691,995.73
	Fund: 220 - EDINBURG INTERNATIONAL AIRPORT Total:	2,673,038.00	2,673,038.00	110,125.71	981,042.27	981,042.27	1,691,995.73
Fund: 230 - EBONY GOLF COURSE FUND							
Revenue							
Division: 9500 - Non-Departmental							
RevType: 43 - Charges for Services							
230-9500-435100	GOLF COURSE GREEN FEES	120,300.00	120,300.00	9,950.70	88,947.70	88,947.70	31,352.30
230-9500-435200	CONCESSIONS GOLF COURSE	12,200.00	12,200.00	1,009.84	7,605.61	7,605.61	4,594.39
230-9500-435201	CONCESSIONS ALCOHOLIC	26,000.00	26,000.00	2,214.71	22,936.88	22,936.88	3,063.12
230-9500-435300	KITCHEN SALES	0.00	0.00	0.00	144.00	144.00	-144.00
230-9500-435400	MERCHANDISE PRO SHOP	3,100.00	3,100.00	431.06	3,619.80	3,619.80	-519.80
230-9500-435500	ANNUAL MEMBERSHIP DUES	56,300.00	56,300.00	1,650.00	30,577.61	30,577.61	25,722.39
230-9500-435600	GOLF CLUB RENTAL	1,000.00	1,000.00	18.48	397.78	397.78	602.22
230-9500-435601	GOLF COURSE CART RENTAL	55,100.00	55,100.00	5,139.62	49,550.71	49,550.71	5,549.29
	RevType: 43 - Charges for Services Total:	274,000.00	274,000.00	20,414.41	203,780.09	203,780.09	70,219.91
	RevType: 45 - Miscellaneous						
230-9500-454100	MISCELLANEOUS REVENUE	200.00	200.00	7.07	246.58	246.58	-46.58
	RevType: 45 - Miscellaneous Total:	200.00	200.00	7.07	246.58	246.58	-46.58
	RevType: 46 - Other Financing Sources						
230-9500-463103	CAPITAL LEASE PROCEEDS	220,000.00	220,000.00	0.00	0.00	0.00	220,000.00
	RevType: 46 - Other Financing Sources Total:	220,000.00	220,000.00	0.00	0.00	0.00	220,000.00
	RevType: 49 - Transfers In (Interfund)						
230-9500-499210	TRANSFER IN SOLID WASTE MANA FUND	254,495.00	254,495.00	0.00	0.00	0.00	254,495.00
	RevType: 49 - Transfers In (Interfund) Total:	254,495.00	254,495.00	0.00	0.00	0.00	254,495.00
	Division: 9500 - Non-Departmental Total:	748,695.00	748,695.00	20,421.48	204,026.67	204,026.67	544,668.33
	Revenue Total:	748,695.00	748,695.00	20,421.48	204,026.67	204,026.67	544,668.33
	Fund: 230 - EBONY GOLF COURSE FUND Total:	748,695.00	748,695.00	20,421.48	204,026.67	204,026.67	544,668.33
Fund: 240 - LOS LAGOS GOLF CLUB FUND							
Revenue							
Division: 9500 - Non-Departmental							
RevType: 43 - Charges for Services							
240-9500-435100	GOLF COURSE GREEN FEES	796,000.00	796,000.00	88,131.25	537,436.69	537,436.69	258,563.31
240-9500-435103	GOLF RANGE FEES	62,000.00	62,000.00	7,218.23	40,623.90	40,623.90	21,376.10
240-9500-435104	LESSON REVENUE	11,000.00	11,000.00	0.00	0.00	0.00	11,000.00
240-9500-435200	NON-ALCOHOLIC BEVERAGES	45,000.00	45,000.00	5,921.90	30,331.66	30,331.66	14,668.34
240-9500-435201	ALCOHOLIC BEVERAGES	63,000.00	63,000.00	7,430.98	39,952.19	39,952.19	23,047.81
240-9500-435300	KITCHEN SALES	36,000.00	36,000.00	4,654.00	32,210.52	32,210.52	3,789.48
240-9500-435400	MERCHANDISE PRO SHOP	81,000.00	81,000.00	9,625.43	47,476.68	47,476.68	33,523.32
240-9500-435500	ANNUAL MEMBERSHIP DUES	85,000.00	85,000.00	18,267.51	113,857.74	113,857.74	-28,857.74
240-9500-435600	GOLF CLUB RENTAL	3,000.00	3,000.00	225.00	1,667.05	1,667.05	1,332.95
240-9500-435601	GOLF COURSE CART RENTAL	167,000.00	167,000.00	15,067.15	90,942.90	90,942.90	76,057.10
	RevType: 43 - Charges for Services Total:	1,349,000.00	1,349,000.00	156,541.45	934,499.33	934,499.33	414,500.67
	RevType: 45 - Miscellaneous						
240-9500-452102	LEASE PROCEEDS	1,000.00	1,000.00	0.00	0.00	0.00	1,000.00
240-9500-454100	MISCELLANEOUS REVENUE	0.00	0.00	21.68	100.24	100.24	-100.24
240-9500-454104	CASH SHORT OR OVER	0.00	0.00	-0.68	-83.17	-83.17	83.17
	RevType: 45 - Miscellaneous Total:	1,000.00	1,000.00	21.00	17.07	17.07	982.93

Unaudited Income Statement - Revenues

For Fiscal: 2022-2023 Period Ending: 04/30/2023

	Original Total Budget	Current Total Budget	MTD Activity	YTD Activity	YTD Activity + Encumbrances	Budget Remaining
RevType: 46 - Other Financing Sources						
240-9500-463103 CAPITAL LEASE PROCEEDS	935,000.00	935,000.00	0.00	0.00	0.00	935,000.00
RevType: 46 - Other Financing Sources Total:	935,000.00	935,000.00	0.00	0.00	0.00	935,000.00
RevType: 49 - Transfers In (Interfund)						
240-9500-499210 TRANSFER IN SOLID WASTE MANA FUND	1,133,730.00	1,133,730.00	0.00	0.00	0.00	1,133,730.00
RevType: 49 - Transfers In (Interfund) Total:	1,133,730.00	1,133,730.00	0.00	0.00	0.00	1,133,730.00
Division: 9500 - Non-Departmental Total:	3,418,730.00	3,418,730.00	156,562.45	934,516.40	934,516.40	2,484,213.60
Revenue Total:	3,418,730.00	3,418,730.00	156,562.45	934,516.40	934,516.40	2,484,213.60
Fund: 240 - LOS LAGOS GOLF CLUB FUND Total:	3,418,730.00	3,418,730.00	156,562.45	934,516.40	934,516.40	2,484,213.60
Report Surplus (Deficit):	174,200,196.00	174,200,196.00	5,206,250.09	86,685,202.88	86,643,493.51	

Group Summary

ExpType	Original Total Budget	Current Total Budget	MTD Activity	YTD Activity	YTD Activity + Encumbrances	Budget Remaining
Fund: 100 - GENERAL FUND						
Revenue						
Division: 9500 - Non-Departmental						
RevType: 40 - General Taxes						
	64,970,789.00	64,970,789.00	388,016.26	46,356,378.89	46,356,378.89	18,614,410.11
RevType: 40 - General Taxes Total:	64,970,789.00	64,970,789.00	388,016.26	46,356,378.89	46,356,378.89	18,614,410.11
RevType: 41 - Licenses and Permits						
	1,350,000.00	1,350,000.00	176,693.39	735,349.62	735,349.62	614,650.38
RevType: 41 - Licenses and Permits Total:	1,350,000.00	1,350,000.00	176,693.39	735,349.62	735,349.62	614,650.38
RevType: 42 - InterGov't						
	9,314,390.00	9,314,390.00	125,000.00	276,869.89	276,869.89	9,037,520.11
RevType: 42 - InterGov't Total:	9,314,390.00	9,314,390.00	125,000.00	276,869.89	276,869.89	9,037,520.11
RevType: 43 - Charges for Services						
	2,845,900.00	2,845,900.00	138,653.18	1,301,087.04	1,301,087.04	1,544,812.96
RevType: 43 - Charges for Services Total:	2,845,900.00	2,845,900.00	138,653.18	1,301,087.04	1,301,087.04	1,544,812.96
RevType: 44 - Fines and Forfeits						
	809,900.00	809,900.00	62,385.68	487,162.99	487,162.99	322,737.01
RevType: 44 - Fines and Forfeits Total:	809,900.00	809,900.00	62,385.68	487,162.99	487,162.99	322,737.01
RevType: 45 - Miscellaneous						
	368,500.00	368,500.00	29,952.90	694,738.14	694,738.14	-326,238.14
RevType: 45 - Miscellaneous Total:	368,500.00	368,500.00	29,952.90	694,738.14	694,738.14	-326,238.14
RevType: 46 - Other Financing Sources						
	8,401,754.00	8,401,754.00	10,951.81	132,826.81	132,826.81	8,268,927.19
RevType: 46 - Other Financing Sources Total:	8,401,754.00	8,401,754.00	10,951.81	132,826.81	132,826.81	8,268,927.19
RevType: 49 - Transfers In (Interfund)						
	5,750,000.00	5,750,000.00	0.00	0.00	0.00	5,750,000.00
RevType: 49 - Transfers In (Interfund) Total:	5,750,000.00	5,750,000.00	0.00	0.00	0.00	5,750,000.00
Division: 9500 - Non-Departmental Total:	93,811,233.00	93,811,233.00	931,653.22	49,984,413.38	49,984,413.38	43,826,819.62
Revenue Total:	93,811,233.00	93,811,233.00	931,653.22	49,984,413.38	49,984,413.38	43,826,819.62
Fund: 100 - GENERAL FUND Total:	93,811,233.00	93,811,233.00	931,653.22	49,984,413.38	49,984,413.38	43,826,819.62
Fund: 113 - HOTEL OCCUPANCY TAX FUND						
Revenue						
Division: 9500 - Non-Departmental						
RevType: 40 - General Taxes						
	0.00	0.00	91,258.95	552,933.03	552,933.03	-552,933.03
RevType: 40 - General Taxes Total:	0.00	0.00	91,258.95	552,933.03	552,933.03	-552,933.03
RevType: 45 - Miscellaneous						
	0.00	0.00	0.00	104.35	104.35	-104.35
RevType: 45 - Miscellaneous Total:	0.00	0.00	0.00	104.35	104.35	-104.35
Division: 9500 - Non-Departmental Total:	0.00	0.00	91,258.95	553,037.38	553,037.38	-553,037.38
Revenue Total:	0.00	0.00	91,258.95	553,037.38	553,037.38	-553,037.38
Fund: 113 - HOTEL OCCUPANCY TAX FUND Total:	0.00	0.00	91,258.95	553,037.38	553,037.38	-553,037.38
Fund: 150 - DEBT SERVICE FUND						
Revenue						
Division: 9500 - Non-Departmental						
RevType: 40 - General Taxes						
	0.00	0.00	95,797.56	8,062,716.41	8,062,716.41	-8,062,716.41
RevType: 40 - General Taxes Total:	0.00	0.00	95,797.56	8,062,716.41	8,062,716.41	-8,062,716.41

Unaudited Income Statement - Revenues
For Fiscal: 2022-2023 Period Ending: 04/30/2023

ExpType	Original Total Budget	Current Total Budget	MTD Activity	YTD Activity	YTD Activity + Encumbrances	Budget Remaining
RevType: 45 - Miscellaneous						
	0.00	0.00	0.00	32.19	32.19	-32.19
RevType: 45 - Miscellaneous Total:	0.00	0.00	0.00	32.19	32.19	-32.19
Division: 9500 - Non-Departmental Total:	0.00	0.00	95,797.56	8,062,748.60	8,062,748.60	-8,062,748.60
Revenue Total:	0.00	0.00	95,797.56	8,062,748.60	8,062,748.60	-8,062,748.60
Fund: 150 - DEBT SERVICE FUND Total:	0.00	0.00	95,797.56	8,062,748.60	8,062,748.60	-8,062,748.60
Fund: 200 - UTILITY FUND						
Revenue						
Division: 9500 - Non-Departmental						
RevType: 43 - Charges for Services						
	21,410,000.00	21,410,000.00	1,830,866.62	11,597,469.54	11,597,469.54	9,812,530.46
RevType: 43 - Charges for Services Total:	21,410,000.00	21,410,000.00	1,830,866.62	11,597,469.54	11,597,469.54	9,812,530.46
RevType: 45 - Miscellaneous						
	280,000.00	280,000.00	21,388.03	308,851.54	308,851.54	-28,851.54
RevType: 45 - Miscellaneous Total:	280,000.00	280,000.00	21,388.03	308,851.54	308,851.54	-28,851.54
RevType: 46 - Other Financing Sources						
	24,730,000.00	24,730,000.00	0.00	0.00	0.00	24,730,000.00
RevType: 46 - Other Financing Sources Total:	24,730,000.00	24,730,000.00	0.00	0.00	0.00	24,730,000.00
Division: 9500 - Non-Departmental Total:	46,420,000.00	46,420,000.00	1,852,254.65	11,906,321.08	11,906,321.08	34,513,678.92
Revenue Total:	46,420,000.00	46,420,000.00	1,852,254.65	11,906,321.08	11,906,321.08	34,513,678.92
Fund: 200 - UTILITY FUND Total:	46,420,000.00	46,420,000.00	1,852,254.65	11,906,321.08	11,906,321.08	34,513,678.92
Fund: 201 - UTILITIES PROJECTS FUND						
Revenue						
Division: 9500 - Non-Departmental						
RevType: 45 - Miscellaneous						
	0.00	0.00	0.00	102,299.59	102,299.59	-102,299.59
RevType: 45 - Miscellaneous Total:	0.00	0.00	0.00	102,299.59	102,299.59	-102,299.59
Division: 9500 - Non-Departmental Total:	0.00	0.00	0.00	102,299.59	102,299.59	-102,299.59
Revenue Total:	0.00	0.00	0.00	102,299.59	102,299.59	-102,299.59
Fund: 201 - UTILITIES PROJECTS FUND Total:	0.00	0.00	0.00	102,299.59	102,299.59	-102,299.59
Fund: 210 - SOLID WASTE MANAGEMENT FUND						
Revenue						
Division: 9500 - Non-Departmental						
RevType: 43 - Charges for Services						
	23,752,800.00	23,752,800.00	1,947,808.77	13,139,544.83	13,139,544.83	10,613,255.17
RevType: 43 - Charges for Services Total:	23,752,800.00	23,752,800.00	1,947,808.77	13,139,544.83	13,139,544.83	10,613,255.17
RevType: 45 - Miscellaneous						
	1,305,700.00	1,305,700.00	367.30	817,252.68	775,543.31	530,156.69
RevType: 45 - Miscellaneous Total:	1,305,700.00	1,305,700.00	367.30	817,252.68	775,543.31	530,156.69
RevType: 46 - Other Financing Sources						
	2,070,000.00	2,070,000.00	0.00	0.00	0.00	2,070,000.00
RevType: 46 - Other Financing Sources Total:	2,070,000.00	2,070,000.00	0.00	0.00	0.00	2,070,000.00
Division: 9500 - Non-Departmental Total:	27,128,500.00	27,128,500.00	1,948,176.07	13,956,797.51	13,915,088.14	13,213,411.86
Revenue Total:	27,128,500.00	27,128,500.00	1,948,176.07	13,956,797.51	13,915,088.14	13,213,411.86
Fund: 210 - SOLID WASTE MANAGEMENT FUND Total:	27,128,500.00	27,128,500.00	1,948,176.07	13,956,797.51	13,915,088.14	13,213,411.86
Fund: 220 - EDINBURG INTERNATIONAL AIRPORT						
Revenue						
Division: 9500 - Non-Departmental						
RevType: 42 - InterGov't						
	50,000.00	50,000.00	0.00	0.00	0.00	50,000.00
RevType: 42 - InterGov't Total:	50,000.00	50,000.00	0.00	0.00	0.00	50,000.00

Unaudited Income Statement - Revenues
For Fiscal: 2022-2023 Period Ending: 04/30/2023

ExpType	Original Total Budget	Current Total Budget	MTD Activity	YTD Activity	YTD Activity + Encumbrances	Budget Remaining
RevType: 43 - Charges for Services	1,152,400.00	1,152,400.00	90,614.91	844,596.88	844,596.88	307,803.12
RevType: 43 - Charges for Services Total:	1,152,400.00	1,152,400.00	90,614.91	844,596.88	844,596.88	307,803.12
RevType: 45 - Miscellaneous	242,800.00	242,800.00	19,510.80	136,445.39	136,445.39	106,354.61
RevType: 45 - Miscellaneous Total:	242,800.00	242,800.00	19,510.80	136,445.39	136,445.39	106,354.61
RevType: 49 - Transfers In (Interfund)	1,227,838.00	1,227,838.00	0.00	0.00	0.00	1,227,838.00
RevType: 49 - Transfers In (Interfund) Total:	1,227,838.00	1,227,838.00	0.00	0.00	0.00	1,227,838.00
Division: 9500 - Non-Departmental Total:	2,673,038.00	2,673,038.00	110,125.71	981,042.27	981,042.27	1,691,995.73
Revenue Total:	2,673,038.00	2,673,038.00	110,125.71	981,042.27	981,042.27	1,691,995.73
Fund: 220 - EDINBURG INTERNATIONAL AIRPORT Total:	2,673,038.00	2,673,038.00	110,125.71	981,042.27	981,042.27	1,691,995.73
Fund: 230 - EBONY GOLF COURSE FUND						
Revenue						
Division: 9500 - Non-Departmental						
RevType: 43 - Charges for Services	274,000.00	274,000.00	20,414.41	203,780.09	203,780.09	70,219.91
RevType: 43 - Charges for Services Total:	274,000.00	274,000.00	20,414.41	203,780.09	203,780.09	70,219.91
RevType: 45 - Miscellaneous	200.00	200.00	7.07	246.58	246.58	-46.58
RevType: 45 - Miscellaneous Total:	200.00	200.00	7.07	246.58	246.58	-46.58
RevType: 46 - Other Financing Sources	220,000.00	220,000.00	0.00	0.00	0.00	220,000.00
RevType: 46 - Other Financing Sources Total:	220,000.00	220,000.00	0.00	0.00	0.00	220,000.00
RevType: 49 - Transfers In (Interfund)	254,495.00	254,495.00	0.00	0.00	0.00	254,495.00
RevType: 49 - Transfers In (Interfund) Total:	254,495.00	254,495.00	0.00	0.00	0.00	254,495.00
Division: 9500 - Non-Departmental Total:	748,695.00	748,695.00	20,421.48	204,026.67	204,026.67	544,668.33
Revenue Total:	748,695.00	748,695.00	20,421.48	204,026.67	204,026.67	544,668.33
Fund: 230 - EBONY GOLF COURSE FUND Total:	748,695.00	748,695.00	20,421.48	204,026.67	204,026.67	544,668.33
Fund: 240 - LOS LAGOS GOLF CLUB FUND						
Revenue						
Division: 9500 - Non-Departmental						
RevType: 43 - Charges for Services	1,349,000.00	1,349,000.00	156,541.45	934,499.33	934,499.33	414,500.67
RevType: 43 - Charges for Services Total:	1,349,000.00	1,349,000.00	156,541.45	934,499.33	934,499.33	414,500.67
RevType: 45 - Miscellaneous	1,000.00	1,000.00	21.00	17.07	17.07	982.93
RevType: 45 - Miscellaneous Total:	1,000.00	1,000.00	21.00	17.07	17.07	982.93
RevType: 46 - Other Financing Sources	935,000.00	935,000.00	0.00	0.00	0.00	935,000.00
RevType: 46 - Other Financing Sources Total:	935,000.00	935,000.00	0.00	0.00	0.00	935,000.00
RevType: 49 - Transfers In (Interfund)	1,133,730.00	1,133,730.00	0.00	0.00	0.00	1,133,730.00
RevType: 49 - Transfers In (Interfund) Total:	1,133,730.00	1,133,730.00	0.00	0.00	0.00	1,133,730.00
Division: 9500 - Non-Departmental Total:	3,418,730.00	3,418,730.00	156,562.45	934,516.40	934,516.40	2,484,213.60
Revenue Total:	3,418,730.00	3,418,730.00	156,562.45	934,516.40	934,516.40	2,484,213.60
Fund: 240 - LOS LAGOS GOLF CLUB FUND Total:	3,418,730.00	3,418,730.00	156,562.45	934,516.40	934,516.40	2,484,213.60
Total Surplus (Deficit):	174,200,196.00	174,200,196.00	5,206,250.09	86,685,202.88	86,643,493.51	

Fund Summary

Fund	Original Total Budget	Current Total Budget	MTD Activity	YTD Activity	YTD Activity + Encumbrances	Budget Remaining
100 - GENERAL FUND	93,811,233.00	93,811,233.00	931,653.22	49,984,413.38	49,984,413.38	43,826,819.62
113 - HOTEL OCCUPANCY TAX ...	0.00	0.00	91,258.95	553,037.38	553,037.38	-553,037.38
150 - DEBT SERVICE FUND	0.00	0.00	95,797.56	8,062,748.60	8,062,748.60	-8,062,748.60
200 - UTILITY FUND	46,420,000.00	46,420,000.00	1,852,254.65	11,906,321.08	11,906,321.08	34,513,678.92
201 - UTILITIES PROJECTS FUND	0.00	0.00	0.00	102,299.59	102,299.59	-102,299.59
210 - SOLID WASTE MANAGE...	27,128,500.00	27,128,500.00	1,948,176.07	13,956,797.51	13,915,088.14	13,213,411.86
220 - EDINBURG INTERNATIO...	2,673,038.00	2,673,038.00	110,125.71	981,042.27	981,042.27	1,691,995.73
230 - EBONY GOLF COURSE F...	748,695.00	748,695.00	20,421.48	204,026.67	204,026.67	544,668.33
240 - LOS LAGOS GOLF CLUB F...	3,418,730.00	3,418,730.00	156,562.45	934,516.40	934,516.40	2,484,213.60
Total Surplus (Deficit):	174,200,196.00	174,200,196.00	5,206,250.09	86,685,202.88	86,643,493.51	



Edinburg, TX

Unaudited Income Statement - Expenses

Account Summary

For Fiscal: 2022-2023 Period Ending: 04/30/2023

		Original Total Budget	Current Total Budget	MTD Activity	YTD Activity	YTD Activity + Encumbrances	Budget Remaining
Fund: 100 - GENERAL FUND							
Expense							
Division: 0100 - Mayor & Council							
ExpType: 50 - Personnel Services							
100-0100-502102	GROUP INSURANCE	52,550.00	52,550.00	2,160.27	16,730.43	16,730.43	35,819.57
100-0100-502104	WORKERS COMPENSATION INS	520.00	520.00	0.00	8,813.00	8,813.00	-8,293.00
ExpType: 50 - Personnel Services Total:		53,070.00	53,070.00	2,160.27	25,543.43	25,543.43	27,526.57
ExpType: 51 - Contractual and Maintenance Services							
100-0100-511200	PROFESSIONAL SERVICES	55,000.00	55,000.00	521.95	36,721.95	36,721.95	18,278.05
100-0100-512210	COMMUNICATIONS SERVICE AGREEME...	5,000.00	5,000.00	0.00	0.00	0.00	5,000.00
100-0100-512230	PRINTING	3,000.00	3,000.00	0.00	1,108.45	1,108.45	1,891.55
100-0100-512240	RENTS & CONTRACTUALS	5,000.00	5,000.00	1,199.00	2,287.93	2,287.93	2,712.07
100-0100-513200	TRAVEL, TRAINING, MEETINGS	25,000.00	25,000.00	1,753.98	15,525.95	15,525.95	9,474.05
100-0100-513210	MEMBERSHIP DUES, SUBSCR	85,000.00	85,000.00	0.00	40,442.00	40,442.00	44,558.00
100-0100-513290	OTHER	0.00	0.00	0.00	2,589.89	2,589.89	-2,589.89
ExpType: 51 - Contractual and Maintenance Services Total:		178,000.00	178,000.00	3,474.93	98,676.17	98,676.17	79,323.83
ExpType: 52 - Supplies, Materials and Small Equipment							
100-0100-521300	OFFICE SUPPLIES	5,000.00	5,000.00	-239.84	936.16	936.16	4,063.84
100-0100-522300	WEARING APPAREL	5,000.00	5,000.00	131.95	499.93	499.93	4,500.07
100-0100-522304	FOOD	10,000.00	10,000.00	579.36	1,934.63	1,934.63	8,065.37
100-0100-522311	COMMUNICATIONS SUPPLIES	10,000.00	10,000.00	0.00	0.00	0.00	10,000.00
ExpType: 52 - Supplies, Materials and Small Equipment Total:		30,000.00	30,000.00	471.47	3,370.72	3,370.72	26,629.28
Division: 0100 - Mayor & Council Total:		261,070.00	261,070.00	6,106.67	127,590.32	127,590.32	133,479.68
Division: 0200 - City Manager							
ExpType: 50 - Personnel Services							
100-0200-501099	SALARIES-ARPA COLA 3%	24,508.00	24,508.00	0.00	0.00	0.00	24,508.00
100-0200-501100	SALARIES	1,002,899.00	1,002,899.00	65,765.33	485,035.41	485,035.41	517,863.59
100-0200-501101	LONGEVITY	8,657.00	8,657.00	1,162.00	8,435.00	8,435.00	222.00
100-0200-501102	OVERTIME	500.00	500.00	7.29	473.70	473.70	26.30
100-0200-501106	VEHICLE ALLOWANCE	25,500.00	25,500.00	1,961.52	13,569.10	13,569.10	11,930.90
100-0200-502100	TAXES	81,787.00	81,787.00	5,161.24	33,668.46	33,668.46	48,118.54
100-0200-502101	RETIREMENT	155,914.00	155,914.00	10,182.86	74,676.28	74,676.28	81,237.72
100-0200-502102	GROUP INSURANCE	115,642.00	115,642.00	7,120.71	51,328.27	51,328.27	64,313.73
100-0200-502103	DISABILITY INSURANCE	2,749.00	2,749.00	179.11	1,319.42	1,319.42	1,429.58
100-0200-502104	WORKERS COMPENSATION INS	5,336.00	5,336.00	0.00	2,838.00	2,838.00	2,498.00
ExpType: 50 - Personnel Services Total:		1,423,492.00	1,423,492.00	91,540.06	671,343.64	671,343.64	752,148.36
ExpType: 51 - Contractual and Maintenance Services							
100-0200-511200	PROFESSIONAL SERVICES	0.00	0.00	0.00	12,600.00	12,600.00	-12,600.00
100-0200-511205	MARKETING AND ADVERTISING SERVIC...	30,000.00	30,000.00	500.00	8,660.00	8,660.00	21,340.00
100-0200-512210	COMMUNICATIONS SERVICE AGREEME...	10,000.00	10,000.00	812.39	4,798.57	4,798.57	5,201.43
100-0200-512230	PRINTING	1,000.00	1,000.00	0.00	0.00	0.00	1,000.00
100-0200-512240	RENTS & CONTRACTUALS	150,000.00	150,000.00	10,181.29	62,145.69	72,657.69	77,342.31
100-0200-513200	TRAVEL, TRAINING, MEETINGS	22,000.00	22,000.00	1,245.86	5,308.46	5,308.46	16,691.54
100-0200-513210	MEMBERSHIP DUES, SUBSCR	30,000.00	30,000.00	821.60	14,679.50	14,679.50	15,320.50
100-0200-513290	OTHER	50,000.00	50,000.00	155.12	53,386.19	53,386.19	-3,386.19
ExpType: 51 - Contractual and Maintenance Services Total:		293,000.00	293,000.00	13,716.26	161,578.41	172,090.41	120,909.59
ExpType: 52 - Supplies, Materials and Small Equipment							
100-0200-521300	OFFICE SUPPLIES	5,000.00	5,000.00	0.00	1,910.44	1,910.44	3,089.56
100-0200-522300	WEARING APPAREL	5,000.00	5,000.00	8.99	564.54	564.54	4,435.46
100-0200-522304	FOOD	5,000.00	5,000.00	461.35	2,100.33	2,100.33	2,899.67
100-0200-522305	MOTOR VEHICLE FUEL	3,500.00	3,500.00	28.00	317.02	317.02	3,182.98

Unaudited Income Statement - Expenses

For Fiscal: 2022-2023 Period Ending: 04/30/2023

		Original Total Budget	Current Total Budget	MTD Activity	YTD Activity	YTD Activity + Encumbrances	Budget Remaining
100-0200-522308	OFFICE HARDWARE AND RELATED SOF...	0.00	0.00	0.00	269.00	269.00	-269.00
ExpType: 52 - Supplies, Materials and Small Equipment Total:		18,500.00	18,500.00	498.34	5,161.33	5,161.33	13,338.67
ExpType: 60 - Capital Outlay							
100-0200-607500	OFFICE FURNITURE	10,000.00	10,000.00	0.00	0.00	0.00	10,000.00
ExpType: 60 - Capital Outlay Total:		10,000.00	10,000.00	0.00	0.00	0.00	10,000.00
ExpType: 80 - Grants Incentives							
100-0200-800400	EMPLOYEE EVENTS	60,000.00	60,000.00	3,771.10	52,379.54	52,379.54	7,620.46
100-0200-800401	SPONSORSHIPS	20,000.00	20,000.00	1,000.00	7,050.00	7,050.00	12,950.00
ExpType: 80 - Grants Incentives Total:		80,000.00	80,000.00	4,771.10	59,429.54	59,429.54	20,570.46
Division: 0200 - City Manager Total:		1,824,992.00	1,824,992.00	110,525.76	897,512.92	908,024.92	916,967.08
Division: 0300 - Legal							
ExpType: 50 - Personnel Services							
100-0300-501099	SALARIES-ARPA COLA 3%	1,839.00	1,839.00	0.00	0.00	0.00	1,839.00
100-0300-501100	SALARIES	122,574.00	122,574.00	5,030.36	34,818.00	34,818.00	87,756.00
100-0300-501101	LONGEVITY	3,226.00	3,226.00	252.00	1,715.00	1,715.00	1,511.00
100-0300-501102	OVERTIME	500.00	500.00	0.00	47.85	47.85	452.15
100-0300-502100	TAXES	9,945.00	9,945.00	346.30	2,414.91	2,414.91	7,530.09
100-0300-502101	RETIREMENT	18,826.00	18,826.00	780.73	5,383.25	5,383.25	13,442.75
100-0300-502102	GROUP INSURANCE	11,836.00	11,836.00	1,036.82	6,914.36	6,914.36	4,921.64
100-0300-502103	DISABILITY INSURANCE	332.00	332.00	13.74	95.12	95.12	236.88
100-0300-502104	WORKERS COMPENSATION INS	523.00	523.00	0.00	289.00	289.00	234.00
ExpType: 50 - Personnel Services Total:		169,601.00	169,601.00	7,459.95	51,677.49	51,677.49	117,923.51
ExpType: 51 - Contractual and Maintenance Services							
100-0300-511200	PROFESSIONAL SERVICES	455,692.00	455,692.00	10,943.40	57,823.40	57,823.40	397,868.60
100-0300-512210	COMMUNICATIONS SERVICE AGREEME...	2,600.00	2,600.00	81.20	487.11	487.11	2,112.89
100-0300-512241	RENTS & CONTRACTUALS - IT	1,700.00	1,700.00	202.92	202.92	202.92	1,497.08
100-0300-513200	TRAVEL, TRAINING, MEETINGS	1,500.00	1,500.00	0.00	0.00	0.00	1,500.00
100-0300-513210	MEMBERSHIP DUES, SUBSCR	2,500.00	2,500.00	0.00	0.00	0.00	2,500.00
ExpType: 51 - Contractual and Maintenance Services Total:		463,992.00	463,992.00	11,227.52	58,513.43	58,513.43	405,478.57
ExpType: 52 - Supplies, Materials and Small Equipment							
100-0300-521300	OFFICE SUPPLIES	2,800.00	2,800.00	-177.53	1,009.02	5,305.02	-2,505.02
100-0300-522300	WEARING APPAREL	200.00	200.00	0.00	0.00	0.00	200.00
ExpType: 52 - Supplies, Materials and Small Equipment Total:		3,000.00	3,000.00	-177.53	1,009.02	5,305.02	-2,305.02
Division: 0300 - Legal Total:		636,593.00	636,593.00	18,509.94	111,199.94	115,495.94	521,097.06
Division: 0400 - City Secretary							
ExpType: 50 - Personnel Services							
100-0400-501099	SALARIES-ARPA COLA 3%	9,058.00	9,058.00	0.00	0.00	0.00	9,058.00
100-0400-501100	SALARIES	329,768.00	329,768.00	24,531.09	172,860.94	172,860.94	156,907.06
100-0400-501101	LONGEVITY	8,172.00	8,172.00	1,134.00	7,553.00	7,553.00	619.00
100-0400-501102	OVERTIME	5,000.00	5,000.00	555.20	4,037.58	4,037.58	962.42
100-0400-501106	VEHICLE ALLOWANCE	4,200.00	4,200.00	323.08	2,261.56	2,261.56	1,938.44
100-0400-502100	TAXES	27,675.00	27,675.00	1,975.86	13,956.25	13,956.25	13,718.75
100-0400-502101	RETIREMENT	51,820.00	51,820.00	3,923.12	27,475.85	27,475.85	24,344.15
100-0400-502102	GROUP INSURANCE	73,176.00	73,176.00	4,057.82	26,629.14	26,629.14	46,546.86
100-0400-502103	DISABILITY INSURANCE	913.00	913.00	69.03	485.46	485.46	427.54
100-0400-502104	WORKERS COMPENSATION INS	1,825.00	1,825.00	0.00	1,540.00	1,540.00	285.00
ExpType: 50 - Personnel Services Total:		511,607.00	511,607.00	36,569.20	256,799.78	256,799.78	254,807.22
ExpType: 51 - Contractual and Maintenance Services							
100-0400-511200	PROFESSIONAL SERVICES	36,000.00	36,000.00	155.64	8,141.96	9,483.47	26,516.53
100-0400-512210	COMMUNICATIONS SERVICE AGREEME...	15,750.00	15,750.00	349.25	3,108.95	3,108.95	12,641.05
100-0400-512230	PRINTING	1,200.00	1,200.00	0.00	291.95	291.95	908.05
100-0400-512240	RENTS & CONTRACTUALS	5,600.00	5,600.00	122.32	2,099.43	17,507.43	-11,907.43
100-0400-513200	TRAVEL, TRAINING, MEETINGS	6,750.00	6,750.00	0.00	1,303.89	1,303.89	5,446.11
100-0400-513210	MEMBERSHIP DUES, SUBSCR	450.00	450.00	0.00	319.72	319.72	130.28
100-0400-513300	MOTOR VEHICLES - MAINTENANCE	1,750.00	1,750.00	0.00	37.22	37.22	1,712.78
ExpType: 51 - Contractual and Maintenance Services Total:		67,500.00	67,500.00	627.21	15,303.12	32,052.63	35,447.37

Unaudited Income Statement - Expenses

For Fiscal: 2022-2023 Period Ending: 04/30/2023

		Original Total Budget	Current Total Budget	MTD Activity	YTD Activity	YTD Activity + Encumbrances	Budget Remaining
ExpType: 52 - Supplies, Materials and Small Equipment							
100-0400-521300	OFFICE SUPPLIES	10,000.00	10,000.00	980.68	3,614.83	3,614.83	6,385.17
100-0400-522300	WEARING APPAREL	2,000.00	2,000.00	956.60	1,404.44	1,404.44	595.56
100-0400-522303	RECREATION & EDUCATION	750.00	750.00	0.00	233.45	233.45	516.55
100-0400-522305	MOTOR VEHICLE FUEL	1,000.00	1,000.00	53.58	183.84	183.84	816.16
100-0400-523390	OTHER MATERIALS	2,000.00	2,000.00	0.00	724.05	724.05	1,275.95
ExpType: 52 - Supplies, Materials and Small Equipment Total:		15,750.00	15,750.00	1,990.86	6,160.61	6,160.61	9,589.39
Division: 0400 - City Secretary Total:		594,857.00	594,857.00	39,187.27	278,263.51	295,013.02	299,843.98
Division: 0500 - Finance							
ExpType: 50 - Personnel Services							
100-0500-501099	SALARIES-ARPA COLA 3%	27,468.00	27,468.00	0.00	0.00	0.00	27,468.00
100-0500-501100	SALARIES	1,074,966.00	1,074,966.00	59,646.54	423,474.59	423,474.59	651,491.41
100-0500-501101	LONGEVITY	29,209.00	29,209.00	1,708.00	12,061.00	12,061.00	17,148.00
100-0500-501102	OVERTIME	5,000.00	5,000.00	968.85	6,107.16	6,107.16	-1,107.16
100-0500-501106	VEHICLE ALLOWANCE	4,200.00	4,200.00	323.08	646.16	646.16	3,553.84
100-0500-502100	TAXES	88,872.00	88,872.00	4,608.32	32,718.24	32,718.24	56,153.76
100-0500-502101	RETIREMENT	167,557.00	167,557.00	9,259.13	64,763.43	64,763.43	102,793.57
100-0500-502102	GROUP INSURANCE	238,746.00	238,746.00	12,249.25	81,205.49	81,205.49	157,540.51
100-0500-502103	DISABILITY INSURANCE	2,953.00	2,953.00	162.89	1,144.58	1,144.58	1,808.42
100-0500-502104	WORKERS COMPENSATION INS	4,657.00	4,657.00	0.00	3,483.00	3,483.00	1,174.00
ExpType: 50 - Personnel Services Total:		1,643,628.00	1,643,628.00	88,926.06	625,603.65	625,603.65	1,018,024.35
ExpType: 51 - Contractual and Maintenance Services							
100-0500-511200	PROFESSIONAL SERVICES	15,000.00	15,000.00	0.00	0.00	36,010.00	-21,010.00
100-0500-512210	COMMUNICATIONS SERVICE AGREEME...	45,800.00	45,800.00	3,720.98	16,636.47	16,636.47	29,163.53
100-0500-512230	PRINTING	7,250.00	7,250.00	456.50	2,204.30	2,759.30	4,490.70
100-0500-512240	RENTS & CONTRACTUALS	19,680.00	19,680.00	296.56	6,117.30	23,301.30	-3,621.30
100-0500-512241	RENTS & CONTRACTUALS - IT	120,000.00	120,000.00	0.00	1,241.76	1,241.76	118,758.24
100-0500-513200	TRAVEL, TRAINING, MEETINGS	15,000.00	15,000.00	3,023.80	3,066.04	3,066.04	11,933.96
100-0500-513210	MEMBERSHIP DUES, SUBSCR	3,730.00	3,730.00	840.00	1,865.00	1,865.00	1,865.00
100-0500-513300	MOTOR VEHICLES - MAINTENANCE	660.00	660.00	0.00	937.27	937.27	-277.27
ExpType: 51 - Contractual and Maintenance Services Total:		227,120.00	227,120.00	8,337.84	32,068.14	85,817.14	141,302.86
ExpType: 52 - Supplies, Materials and Small Equipment							
100-0500-521300	OFFICE SUPPLIES	12,400.00	12,400.00	177.12	4,884.86	4,884.86	7,515.14
100-0500-522300	WEARING APPAREL	2,400.00	2,400.00	0.00	0.00	0.00	2,400.00
100-0500-522305	MOTOR VEHICLE FUEL	300.00	300.00	0.00	104.13	104.13	195.87
100-0500-522308	OFFICE HARDWARE AND RELATED SOF...	5,700.00	5,700.00	1,897.90	1,897.90	7,161.97	-1,461.97
ExpType: 52 - Supplies, Materials and Small Equipment Total:		20,800.00	20,800.00	2,075.02	6,886.89	12,150.96	8,649.04
Division: 0500 - Finance Total:		1,891,548.00	1,891,548.00	99,338.92	664,558.68	723,571.75	1,167,976.25
Division: 0600 - Human Resources							
ExpType: 50 - Personnel Services							
100-0600-501099	SALARIES-ARPA COLA 3%	18,646.00	18,646.00	0.00	0.00	0.00	18,646.00
100-0600-501100	SALARIES	621,622.00	621,622.00	49,178.68	341,438.61	341,438.61	280,183.39
100-0600-501101	LONGEVITY	21,232.00	21,232.00	1,582.00	10,983.00	10,983.00	10,249.00
100-0600-501102	OVERTIME	5,000.00	5,000.00	280.08	2,261.09	2,261.09	2,738.91
100-0600-501106	VEHICLE ALLOWANCE	4,200.00	4,200.00	323.08	2,261.56	2,261.56	1,938.44
100-0600-502100	TAXES	52,004.00	52,004.00	3,785.39	26,467.55	26,467.55	25,536.45
100-0600-502101	RETIREMENT	98,195.00	98,195.00	7,591.58	52,379.04	52,379.04	45,815.96
100-0600-502102	GROUP INSURANCE	135,620.00	135,620.00	10,248.04	68,038.02	68,038.02	67,581.98
100-0600-502103	DISABILITY INSURANCE	1,730.00	1,730.00	133.55	925.45	925.45	804.55
100-0600-502104	WORKERS COMPENSATION INS	2,728.00	2,728.00	0.00	1,933.00	1,933.00	795.00
ExpType: 50 - Personnel Services Total:		960,977.00	960,977.00	73,122.40	506,687.32	506,687.32	454,289.68
ExpType: 51 - Contractual and Maintenance Services							
100-0600-511200	PROFESSIONAL SERVICES	135,190.00	135,190.00	18,640.55	78,497.58	83,656.08	51,533.92
100-0600-511203	CONSULTANT	35,000.00	35,000.00	0.00	0.00	0.00	35,000.00
100-0600-512210	COMMUNICATIONS SERVICE AGREEME...	6,650.00	6,650.00	565.44	3,409.34	3,409.34	3,240.66
100-0600-512230	PRINTING	1,000.00	1,000.00	0.00	0.00	0.00	1,000.00
100-0600-512240	RENTS & CONTRACTUALS	36,770.00	36,770.00	790.53	8,151.48	8,151.48	28,618.52

Unaudited Income Statement - Expenses
For Fiscal: 2022-2023 Period Ending: 04/30/2023

		Original Total Budget	Current Total Budget	MTD Activity	YTD Activity	YTD Activity + Encumbrances	Budget Remaining
100-0600-512241	RENTS & CONTRACTUALS - IT	5,000.00	5,000.00	31.09	3,963.95	15,579.95	-10,579.95
100-0600-513200	TRAVEL, TRAINING, MEETINGS	11,000.00	11,000.00	110.00	7,554.98	7,554.98	3,445.02
100-0600-513210	MEMBERSHIP DUES, SUBSCR	2,080.00	2,080.00	200.00	1,590.00	1,590.00	490.00
100-0600-513290	OTHER	30,000.00	30,000.00	1,728.09	6,197.42	6,197.42	23,802.58
100-0600-513300	MOTOR VEHICLES - MAINTENANCE	500.00	500.00	6.00	6.00	6.00	494.00
ExpType: 51 - Contractual and Maintenance Services Total:		263,190.00	263,190.00	22,071.70	109,370.75	126,145.25	137,044.75
ExpType: 52 - Supplies, Materials and Small Equipment							
100-0600-521300	OFFICE SUPPLIES	3,900.00	3,900.00	229.95	1,495.36	1,495.36	2,404.64
100-0600-522205	MARKETING AND ADVERTISING	2,650.00	2,650.00	73.96	2,394.67	2,394.67	255.33
100-0600-522300	WEARING APPAREL	600.00	600.00	0.00	409.90	409.90	190.10
100-0600-522304	FOOD	6,400.00	6,400.00	525.46	2,931.00	2,931.00	3,469.00
100-0600-522305	MOTOR VEHICLE FUEL	600.00	600.00	21.76	159.76	159.76	440.24
100-0600-523301	OFFICE FURNITURE	750.00	750.00	0.00	0.00	0.00	750.00
100-0600-523390	OTHER MATERIALS	51,800.00	55,938.00	6,194.52	22,416.42	31,216.42	24,721.58
ExpType: 52 - Supplies, Materials and Small Equipment Total:		66,700.00	70,838.00	7,045.65	29,807.11	38,607.11	32,230.89
Division: 0600 - Human Resources Total:		1,290,867.00	1,295,005.00	102,239.75	645,865.18	671,439.68	623,565.32
Division: 0700 - Municipal Court							
ExpType: 50 - Personnel Services							
100-0700-501099	SALARIES-ARPA COLA 3%	19,106.00	19,106.00	0.00	0.00	0.00	19,106.00
100-0700-501100	SALARIES	692,487.00	692,487.00	54,552.41	359,146.09	359,146.09	333,340.91
100-0700-501101	LONGEVITY	16,551.00	16,551.00	1,386.00	9,625.00	9,625.00	6,926.00
100-0700-501102	OVERTIME	2,000.00	2,000.00	450.49	1,634.25	1,634.25	365.75
100-0700-501106	VEHICLE ALLOWANCE	4,200.00	4,200.00	323.08	2,261.56	2,261.56	1,938.44
100-0700-502100	TAXES	57,462.00	57,462.00	4,244.00	27,913.30	27,913.30	29,548.70
100-0700-502101	RETIREMENT	108,043.00	108,043.00	7,396.71	47,980.63	47,980.63	60,062.37
100-0700-502102	GROUP INSURANCE	140,296.09	140,296.09	9,661.84	63,565.32	63,565.32	76,730.77
100-0700-502103	DISABILITY INSURANCE	1,671.00	1,671.00	130.15	847.71	847.71	823.29
100-0700-502104	WORKERS COMPENSATION INS	8,923.00	8,923.00	0.00	3,730.00	3,730.00	5,193.00
ExpType: 50 - Personnel Services Total:		1,050,739.09	1,050,739.09	78,144.68	516,703.86	516,703.86	534,035.23
ExpType: 51 - Contractual and Maintenance Services							
100-0700-511200	PROFESSIONAL SERVICES	3,800.00	3,800.00	0.00	900.00	900.00	2,900.00
100-0700-512210	COMMUNICATIONS SERVICE AGREEME...	7,600.00	7,600.00	295.70	1,790.38	1,790.38	5,809.62
100-0700-512240	RENTS & CONTRACTUALS	960.00	960.00	-7.20	2,780.92	20,492.92	-19,532.92
100-0700-512241	RENTS & CONTRACTUALS - IT	6,000.00	6,000.00	0.00	15,162.36	15,162.36	-9,162.36
100-0700-513200	TRAVEL, TRAINING, MEETINGS	1,000.00	1,000.00	0.00	1,723.55	1,723.55	-723.55
100-0700-513300	MOTOR VEHICLES - MAINTENANCE	3,500.00	3,500.00	0.00	48.55	48.55	3,451.45
ExpType: 51 - Contractual and Maintenance Services Total:		22,860.00	22,860.00	288.50	22,405.76	40,117.76	-17,257.76
ExpType: 52 - Supplies, Materials and Small Equipment							
100-0700-521300	OFFICE SUPPLIES	6,000.00	6,000.00	95.90	2,311.06	2,311.06	3,688.94
100-0700-521301	OFFICE SUPPLIES - IT	1,000.00	1,000.00	0.00	0.00	0.00	1,000.00
100-0700-522205	MARKETING AND ADVERTISING	4,500.00	4,500.00	0.00	1,192.84	1,192.84	3,307.16
100-0700-522300	WEARING APPAREL	5,000.00	5,000.00	0.00	747.58	747.58	4,252.42
100-0700-522304	FOOD	1,200.00	1,200.00	25.36	365.25	365.25	834.75
100-0700-522305	MOTOR VEHICLE FUEL	2,000.00	2,000.00	0.00	0.00	0.00	2,000.00
100-0700-522311	COMMUNICATIONS SUPPLIES	500.00	500.00	0.00	0.00	0.00	500.00
100-0700-522316	MOTOR VEHICLES - SUPPLIES	3,500.00	3,500.00	0.00	30.00	30.00	3,470.00
100-0700-523301	OFFICE FURNITURE	5,000.00	5,000.00	0.00	0.00	0.00	5,000.00
ExpType: 52 - Supplies, Materials and Small Equipment Total:		28,700.00	28,700.00	121.26	4,646.73	4,646.73	24,053.27
ExpType: 60 - Capital Outlay							
100-0700-605590	OTHER CAPITAL OUTLAY	50,000.00	50,000.00	0.00	0.00	0.00	50,000.00
ExpType: 60 - Capital Outlay Total:		50,000.00	50,000.00	0.00	0.00	0.00	50,000.00
Division: 0700 - Municipal Court Total:		1,152,299.09	1,152,299.09	78,554.44	543,756.35	561,468.35	590,830.74
Division: 0800 - Engineering							
ExpType: 50 - Personnel Services							
100-0800-501099	SALARIES-ARPA COLA 3%	21,631.00	21,631.00	0.00	0.00	0.00	21,631.00
100-0800-501100	SALARIES	721,049.00	721,049.00	54,678.64	404,005.77	404,005.77	317,043.23
100-0800-501101	LONGEVITY	14,748.00	14,748.00	966.00	8,064.00	8,064.00	6,684.00

Unaudited Income Statement - Expenses

For Fiscal: 2022-2023 Period Ending: 04/30/2023

		Original Total Budget	Current Total Budget	MTD Activity	YTD Activity	YTD Activity + Encumbrances	Budget Remaining
100-0800-501102	OVERTIME	500.00	500.00	13.65	420.19	420.19	79.81
100-0800-501106	VEHICLE ALLOWANCE	4,800.00	4,800.00	369.24	2,584.68	2,584.68	2,215.32
100-0800-501110	PART-TIME WAGES	36,000.00	36,000.00	1,170.49	8,723.61	8,723.61	27,276.39
100-0800-502100	TAXES	62,504.00	62,504.00	4,238.77	31,513.84	31,513.84	30,990.16
100-0800-502101	RETIREMENT	117,756.00	117,756.00	8,453.87	62,362.60	62,362.60	55,393.40
100-0800-502102	GROUP INSURANCE	125,105.00	125,105.00	7,887.94	53,636.66	53,636.66	71,468.34
100-0800-502103	DISABILITY INSURANCE	1,983.00	1,983.00	145.68	1,077.74	1,077.74	905.26
100-0800-502104	WORKERS COMPENSATION INS	16,788.00	16,788.00	0.00	5,855.00	5,855.00	10,933.00
ExpType: 50 - Personnel Services Total:		1,122,864.00	1,122,864.00	77,924.28	578,244.09	578,244.09	544,619.91
ExpType: 51 - Contractual and Maintenance Services							
100-0800-511200	PROFESSIONAL SERVICES	157,000.00	170,400.00	87,932.00	128,889.12	156,169.12	14,230.88
100-0800-512210	COMMUNICATIONS SERVICE AGREEME...	9,680.00	9,680.00	683.19	4,331.37	4,331.37	5,348.63
100-0800-512230	PRINTING	8,200.00	8,200.00	332.91	4,337.70	25,985.70	-17,785.70
100-0800-512241	RENTS & CONTRACTUALS - IT	56,050.00	56,050.00	0.00	55,900.00	55,900.00	150.00
100-0800-513200	TRAVEL, TRAINING, MEETINGS	14,000.00	14,000.00	3,571.94	5,652.02	5,652.02	8,347.98
100-0800-513210	MEMBERSHIP DUES, SUBSCR	3,730.00	3,730.00	15.00	1,850.04	1,850.04	1,879.96
100-0800-513300	MOTOR VEHICLES - MAINTENANCE	5,068.00	5,068.00	102.75	620.17	620.17	4,447.83
ExpType: 51 - Contractual and Maintenance Services Total:		253,728.00	267,128.00	92,637.79	201,580.42	250,508.42	16,619.58
ExpType: 52 - Supplies, Materials and Small Equipment							
100-0800-521300	OFFICE SUPPLIES	4,000.00	4,000.00	565.58	1,310.58	1,310.58	2,689.42
100-0800-522205	MARKETING AND ADVERTISING	1,000.00	1,000.00	0.00	0.00	0.00	1,000.00
100-0800-522300	WEARING APPAREL	5,680.00	5,680.00	0.00	5,692.12	5,692.12	-12.12
100-0800-522301	TOOLS	1,000.00	1,000.00	117.82	876.81	876.81	123.19
100-0800-522304	FOOD	700.00	700.00	0.00	411.26	411.26	288.74
100-0800-522305	MOTOR VEHICLE FUEL	21,000.00	21,000.00	802.40	5,329.97	5,329.97	15,670.03
100-0800-522308	OFFICE HARDWARE AND RELATED SOF...	44,370.00	44,370.00	0.00	14,749.00	14,749.00	29,621.00
100-0800-522316	MOTOR VEHICLES - SUPPLIES	2,980.00	2,980.00	250.00	1,082.75	1,082.75	1,897.25
ExpType: 52 - Supplies, Materials and Small Equipment Total:		80,730.00	80,730.00	1,735.80	29,452.49	29,452.49	51,277.51
ExpType: 60 - Capital Outlay							
100-0800-605500	MACHINES & EQUIPMENT	0.00	0.00	0.00	14,424.91	14,424.91	-14,424.91
ExpType: 60 - Capital Outlay Total:		0.00	0.00	0.00	14,424.91	14,424.91	-14,424.91
Division: 0800 - Engineering Total:		1,457,322.00	1,470,722.00	172,297.87	823,701.91	872,629.91	598,092.09
Division: 0900 - Planning & Zoning							
ExpType: 50 - Personnel Services							
100-0900-501099	SALARIES-ARPA COLA 3%	14,659.00	14,659.00	0.00	0.00	0.00	14,659.00
100-0900-501100	SALARIES	540,042.96	540,042.96	41,289.95	270,963.84	270,963.84	269,079.12
100-0900-501101	LONGEVITY	5,269.00	5,269.00	392.00	2,527.00	2,527.00	2,742.00
100-0900-501102	OVERTIME	2,000.00	2,000.00	0.00	143.10	143.10	1,856.90
100-0900-501106	VEHICLE ALLOWANCE	4,200.00	4,200.00	323.08	2,261.56	2,261.56	1,938.44
100-0900-502100	TAXES	44,058.00	44,058.00	3,084.40	20,275.29	20,275.29	23,782.71
100-0900-502101	RETIREMENT	83,218.00	83,218.00	6,208.33	40,600.32	40,600.32	42,617.68
100-0900-502102	GROUP INSURANCE	67,236.00	67,236.00	6,422.12	41,521.32	41,521.32	25,714.68
100-0900-502103	DISABILITY INSURANCE	1,468.00	1,468.00	109.19	717.23	717.23	750.77
100-0900-502104	WORKERS COMPENSATION INS	2,312.00	2,312.00	0.00	1,229.00	1,229.00	1,083.00
ExpType: 50 - Personnel Services Total:		764,462.96	764,462.96	57,829.07	380,238.66	380,238.66	384,224.30
ExpType: 51 - Contractual and Maintenance Services							
100-0900-512210	COMMUNICATIONS SERVICE AGREEME...	28,320.00	28,320.00	1,883.72	11,887.89	11,887.89	16,432.11
100-0900-512240	RENTS & CONTRACTUALS	22,648.00	22,648.00	392.95	7,552.63	16,528.63	6,119.37
100-0900-513200	TRAVEL, TRAINING, MEETINGS	10,000.00	10,000.00	462.19	3,894.25	3,894.25	6,105.75
100-0900-513210	MEMBERSHIP DUES, SUBSCR	4,310.00	4,310.00	0.00	568.91	568.91	3,741.09
100-0900-513300	MOTOR VEHICLES - MAINTENANCE	3,000.00	3,000.00	0.00	809.72	809.72	2,190.28
ExpType: 51 - Contractual and Maintenance Services Total:		68,278.00	68,278.00	2,738.86	24,713.40	33,689.40	34,588.60
ExpType: 52 - Supplies, Materials and Small Equipment							
100-0900-521300	OFFICE SUPPLIES	7,000.00	7,000.00	517.90	2,749.29	2,749.29	4,250.71
100-0900-522205	MARKETING AND ADVERTISING	2,000.00	2,000.00	0.00	0.00	0.00	2,000.00
100-0900-522300	WEARING APPAREL	2,000.00	2,000.00	0.00	464.68	464.68	1,535.32
100-0900-522303	RECREATION & EDUCATION	2,700.00	2,700.00	0.00	391.00	391.00	2,309.00

Unaudited Income Statement - Expenses
For Fiscal: 2022-2023 Period Ending: 04/30/2023

		Original Total Budget	Current Total Budget	MTD Activity	YTD Activity	YTD Activity + Encumbrances	Budget Remaining
100-0900-522305	MOTOR VEHICLE FUEL	1,350.00	1,350.00	98.46	395.17	395.17	954.83
100-0900-522308	OFFICE HARDWARE AND RELATED SOF...	0.00	0.00	138.98	699.13	699.13	-699.13
100-0900-523301	OFFICE FURNITURE	2,875.00	2,875.00	29.99	666.31	666.31	2,208.69
100-0900-523390	OTHER MATERIALS	20,000.00	20,000.00	0.00	240.00	240.00	19,760.00
ExpType: 52 - Supplies, Materials and Small Equipment Total:		37,925.00	37,925.00	785.33	5,605.58	5,605.58	32,319.42
Division: 0900 - Planning & Zoning Total:		870,665.96	870,665.96	61,353.26	410,557.64	419,533.64	451,132.32
Division: 1000 - Information Technology							
ExpType: 50 - Personnel Services							
100-1000-501099	SALARIES-ARPA COLA 3%	23,118.00	23,118.00	0.00	0.00	0.00	23,118.00
100-1000-501100	SALARIES	878,050.00	878,050.00	67,221.90	448,631.50	448,631.50	429,418.50
100-1000-501101	LONGEVITY	17,112.00	17,112.00	1,057.00	7,385.00	7,385.00	9,727.00
100-1000-501102	OVERTIME	500.00	500.00	0.00	250.29	250.29	249.71
100-1000-501106	VEHICLE ALLOWANCE	4,200.00	4,200.00	323.08	2,261.56	2,261.56	1,938.44
100-1000-502100	TAXES	72,371.00	72,371.00	5,123.32	34,414.78	34,414.78	37,956.22
100-1000-502101	RETIREMENT	136,092.00	136,092.00	10,139.37	67,489.17	67,489.17	68,602.83
100-1000-502102	GROUP INSURANCE	149,290.00	149,290.00	9,821.22	62,799.68	62,799.68	86,490.32
100-1000-502103	DISABILITY INSURANCE	2,400.00	2,400.00	178.32	1,191.80	1,191.80	1,208.20
100-1000-502104	WORKERS COMPENSATION INS	3,784.00	3,784.00	0.00	2,555.00	2,555.00	1,229.00
ExpType: 50 - Personnel Services Total:		1,286,917.00	1,286,917.00	93,864.21	626,978.78	626,978.78	659,938.22
ExpType: 51 - Contractual and Maintenance Services							
100-1000-511200	PROFESSIONAL SERVICES	25,500.00	25,500.00	0.00	0.00	0.00	25,500.00
100-1000-512210	COMMUNICATIONS SERVICE AGREEME...	76,500.00	76,500.00	7,359.70	38,903.73	38,903.73	37,596.27
100-1000-512240	RENTS & CONTRACTUALS	0.00	0.00	0.00	235.31	235.31	-235.31
100-1000-512241	RENTS & CONTRACTUALS - IT	179,240.00	183,290.00	-22,577.09	41,110.79	76,488.29	106,801.71
100-1000-513200	TRAVEL, TRAINING, MEETINGS	21,600.00	21,600.00	5,067.30	8,835.12	8,835.12	12,764.88
100-1000-513210	MEMBERSHIP DUES, SUBSCR	510.00	510.00	0.00	0.00	0.00	510.00
100-1000-513300	MOTOR VEHICLES - MAINTENANCE	150.00	150.00	0.00	19.22	19.22	130.78
100-1000-513301	OFFICE MAINTENANCE & CONTRACTUAL..	420,930.00	421,127.50	0.00	262,536.43	267,873.93	153,253.57
ExpType: 51 - Contractual and Maintenance Services Total:		724,430.00	728,677.50	-10,150.09	351,640.60	392,355.60	336,321.90
ExpType: 52 - Supplies, Materials and Small Equipment							
100-1000-521300	OFFICE SUPPLIES	2,500.00	2,500.00	247.40	2,247.26	2,247.26	252.74
100-1000-521301	OFFICE SUPPLIES - IT	6,000.00	6,000.00	1,523.52	7,116.72	7,116.72	-1,116.72
100-1000-522300	WEARING APPAREL	3,210.00	3,210.00	388.92	931.91	931.91	2,278.09
100-1000-522301	TOOLS	2,700.00	2,700.00	47.58	1,020.00	1,020.00	1,680.00
100-1000-522305	MOTOR VEHICLE FUEL	250.00	250.00	0.00	85.36	85.36	164.64
100-1000-522308	OFFICE HARDWARE AND RELATED SOF...	172,000.00	172,000.00	3,761.20	54,528.73	54,528.73	117,471.27
ExpType: 52 - Supplies, Materials and Small Equipment Total:		186,660.00	186,660.00	5,968.62	65,929.98	65,929.98	120,730.02
ExpType: 60 - Capital Outlay							
100-1000-605590	OTHER CAPITAL OUTLAY	14,000.00	128,008.14	0.00	84,063.14	114,008.14	14,000.00
100-1000-607500	OFFICE FURNITURE	0.00	0.00	0.00	0.00	116,084.00	-116,084.00
ExpType: 60 - Capital Outlay Total:		14,000.00	128,008.14	0.00	84,063.14	230,092.14	-102,084.00
ExpType: 68 - Other Debt Capital Outlay							
100-1000-685200	EQUIPMENT & FIXTURES PROCEEDING ...	397,000.00	397,000.00	0.00	0.00	0.00	397,000.00
ExpType: 68 - Other Debt Capital Outlay Total:		397,000.00	397,000.00	0.00	0.00	0.00	397,000.00
Division: 1000 - Information Technology Total:		2,609,007.00	2,727,262.64	89,682.74	1,128,612.50	1,315,356.50	1,411,906.14
Division: 1100 - Communications and Media							
ExpType: 50 - Personnel Services							
100-1100-501099	SALARIES-ARPA COLA 3%	13,250.00	13,250.00	0.00	0.00	0.00	13,250.00
100-1100-501100	SALARIES	578,347.00	578,347.00	44,501.19	285,226.00	285,226.00	293,121.00
100-1100-501101	LONGEVITY	9,990.00	9,990.00	658.00	4,494.00	4,494.00	5,496.00
100-1100-501102	OVERTIME	15,000.00	15,000.00	1,176.09	8,873.27	8,873.27	6,126.73
100-1100-501106	VEHICLE ALLOWANCE	4,200.00	4,200.00	323.08	1,938.48	1,938.48	2,261.52
100-1100-502100	TAXES	47,422.00	47,422.00	3,482.15	22,497.33	22,497.33	24,924.67
100-1100-502101	RETIREMENT	89,364.00	89,364.00	6,896.10	44,222.49	44,222.49	45,141.51
100-1100-502102	GROUP INSURANCE	78,586.00	78,586.00	6,500.56	36,097.71	36,097.71	42,488.29
100-1100-502103	DISABILITY INSURANCE	1,575.00	1,575.00	121.28	781.34	781.34	793.66

Unaudited Income Statement - Expenses

For Fiscal: 2022-2023 Period Ending: 04/30/2023

		Original Total Budget	Current Total Budget	MTD Activity	YTD Activity	YTD Activity + Encumbrances	Budget Remaining
100-1100-502104	WORKERS COMPENSATION INS	2,482.00	2,482.00	0.00	1,268.00	1,268.00	1,214.00
	ExpType: 50 - Personnel Services Total:	840,216.00	840,216.00	63,658.45	405,398.62	405,398.62	434,817.38
	ExpType: 51 - Contractual and Maintenance Services						
100-1100-511200	PROFESSIONAL SERVICES	20,000.00	20,000.00	300.00	12,727.00	12,727.00	7,273.00
100-1100-511201	PROFESSIONAL SERVICES -IT	48,000.00	48,000.00	528.00	17,884.69	17,884.69	30,115.31
100-1100-512210	COMMUNICATIONS SERVICE AGREEME...	17,000.00	17,000.00	850.91	5,108.66	5,108.66	11,891.34
100-1100-513200	TRAVEL, TRAINING, MEETINGS	7,000.00	7,000.00	-9.24	2,952.54	2,952.54	4,047.46
100-1100-513300	MOTOR VEHICLES - MAINTENANCE	1,000.00	1,000.00	0.00	217.76	217.76	782.24
	ExpType: 51 - Contractual and Maintenance Services Total:	93,000.00	93,000.00	1,669.67	38,890.65	38,890.65	54,109.35
	ExpType: 52 - Supplies, Materials and Small Equipment						
100-1100-521300	OFFICE SUPPLIES	4,500.00	4,500.00	590.21	2,510.85	2,510.85	1,989.15
100-1100-522205	MARKETING AND ADVERTISING	40,000.00	40,000.00	4,803.81	12,705.46	12,705.46	27,294.54
100-1100-522300	WEARING APPAREL	5,000.00	5,000.00	0.00	474.36	474.36	4,525.64
100-1100-522304	FOOD	500.00	500.00	35.46	277.40	277.40	222.60
100-1100-522305	MOTOR VEHICLE FUEL	1,000.00	1,000.00	112.61	343.98	343.98	656.02
	ExpType: 52 - Supplies, Materials and Small Equipment Total:	51,000.00	51,000.00	5,542.09	16,312.05	16,312.05	34,687.95
	Division: 1100 - Communications and Media Total:	984,216.00	984,216.00	70,870.21	460,601.32	460,601.32	523,614.68
	Division: 1600 - City Hall						
	ExpType: 51 - Contractual and Maintenance Services						
100-1600-511200	PROFESSIONAL SERVICES	6,000.00	6,000.00	695.18	2,094.02	2,094.02	3,905.98
100-1600-512210	COMMUNICATIONS SERVICE AGREEME...	56,550.00	56,550.00	3,993.06	23,983.45	23,983.45	32,566.55
100-1600-512240	RENTS & CONTRACTUALS	84,520.00	84,520.00	4,546.27	34,087.28	34,087.28	50,432.72
100-1600-512241	RENTS & CONTRACTUALS - IT	23,000.00	23,000.00	0.00	2,988.00	2,988.00	20,012.00
	ExpType: 51 - Contractual and Maintenance Services Total:	170,070.00	170,070.00	9,234.51	63,152.75	63,152.75	106,917.25
	ExpType: 52 - Supplies, Materials and Small Equipment						
100-1600-521300	OFFICE SUPPLIES	7,000.00	7,000.00	281.94	3,613.98	3,613.98	3,386.02
	ExpType: 52 - Supplies, Materials and Small Equipment Total:	7,000.00	7,000.00	281.94	3,613.98	3,613.98	3,386.02
	ExpType: 60 - Capital Outlay						
100-1600-603500	BUILDING AND STRUCTURES	15,000.00	15,000.00	0.00	0.00	0.00	15,000.00
	ExpType: 60 - Capital Outlay Total:	15,000.00	15,000.00	0.00	0.00	0.00	15,000.00
	Division: 1600 - City Hall Total:	192,070.00	192,070.00	9,516.45	66,766.73	66,766.73	125,303.27
	Division: 2000 - Police						
	ExpType: 50 - Personnel Services						
100-2000-501099	SALARIES-ARPA COLA 3%	404,432.00	404,432.00	0.00	0.00	0.00	404,432.00
100-2000-501100	SALARIES	14,130,961.00	14,130,961.00	1,156,823.14	7,992,314.68	7,992,314.68	6,138,646.32
100-2000-501101	LONGEVITY	183,359.00	183,359.00	12,597.05	89,733.08	89,733.08	93,625.92
100-2000-501102	OVERTIME	1,500,000.00	1,500,000.00	121,484.80	671,973.54	671,973.54	828,026.46
100-2000-501103	SENIORITY PAY	845,000.00	845,000.00	63,249.01	448,052.01	448,052.01	396,947.99
100-2000-501104	CERTIFICATION PAY	347,200.00	347,200.00	22,318.44	145,287.37	145,287.37	201,912.63
100-2000-501105	ASSIGNMENT PAY	254,300.00	254,300.00	17,103.00	115,886.50	115,886.50	138,413.50
100-2000-502100	TAXES	1,256,981.00	1,256,981.00	103,260.26	702,616.08	702,616.08	554,364.92
100-2000-502101	RETIREMENT	2,378,425.00	2,378,425.00	206,000.02	1,388,926.14	1,388,926.14	989,498.86
100-2000-502102	GROUP INSURANCE	2,247,615.00	2,247,615.00	176,330.32	1,123,413.21	1,123,413.21	1,124,201.79
100-2000-502103	DISABILITY INSURANCE	41,923.00	41,923.00	3,617.93	24,562.58	24,562.58	17,360.42
100-2000-502104	WORKERS COMPENSATION INS	618,505.00	618,505.00	0.00	341,681.94	341,681.94	276,823.06
	ExpType: 50 - Personnel Services Total:	24,208,701.00	24,208,701.00	1,882,783.97	13,044,447.13	13,044,447.13	11,164,253.87
	ExpType: 51 - Contractual and Maintenance Services						
100-2000-511200	PROFESSIONAL SERVICES	60,350.00	60,350.00	2,890.73	14,012.18	14,012.18	46,337.82
100-2000-512210	COMMUNICATIONS SERVICE AGREEME...	382,472.00	382,472.00	18,187.31	165,457.80	165,457.80	217,014.20
100-2000-512230	PRINTING	12,000.00	12,000.00	0.00	5,432.76	5,432.76	6,567.24
100-2000-512240	RENTS & CONTRACTUALS	571,132.11	571,132.11	14,325.97	341,859.51	341,859.51	229,272.60
100-2000-513200	TRAVEL, TRAINING, MEETINGS	225,750.00	225,750.00	34,506.14	129,779.75	129,779.75	95,970.25
100-2000-513210	MEMBERSHIP DUES, SUBSCR	6,515.00	6,515.00	50.00	2,406.40	2,406.40	4,108.60
100-2000-513300	MOTOR VEHICLES - MAINTENANCE	250,000.00	278,590.00	7,603.14	112,456.63	150,616.29	127,973.71
100-2000-513302	MACHINES & EQUIPMENT	160,420.00	163,944.49	591.23	25,829.25	171,831.44	-7,886.95

Unaudited Income Statement - Expenses

For Fiscal: 2022-2023 Period Ending: 04/30/2023

		Original Total Budget	Current Total Budget	MTD Activity	YTD Activity	YTD Activity + Encumbrances	Budget Remaining
100-2000-513306	BUILDINGS & STRUCTURES	10,130.00	10,130.00	125.00	2,379.47	2,379.47	7,750.53
ExpType: 51 - Contractual and Maintenance Services Total:		1,678,769.11	1,710,883.60	78,279.52	799,613.75	1,026,786.42	684,097.18
ExpType: 52 - Supplies, Materials and Small Equipment							
100-2000-521300	OFFICE SUPPLIES	39,400.00	39,750.77	1,462.33	27,431.95	27,431.95	12,318.82
100-2000-522300	WEARING APPAREL	344,899.00	363,367.60	10,811.81	74,470.80	254,945.82	108,421.78
100-2000-522304	FOOD	18,000.00	18,000.00	180.67	9,659.92	9,659.92	8,340.08
100-2000-522305	MOTOR VEHICLE FUEL	470,000.00	470,000.00	25,277.26	216,623.20	280,234.32	189,765.68
100-2000-522307	CHEMICALS-MEDICAL & LAB	34,498.80	34,498.80	827.39	7,672.15	8,411.99	26,086.81
100-2000-522316	MOTOR VEHICLES - SUPPLIES	120,000.00	120,000.00	3,489.00	25,712.03	82,909.53	37,090.47
100-2000-522390	OTHER SUPPLIES	23,170.00	23,170.00	0.00	822.36	1,591.34	21,578.66
100-2000-523390	OTHER MATERIALS	187,516.00	191,438.38	3,151.59	85,151.72	109,435.95	82,002.43
ExpType: 52 - Supplies, Materials and Small Equipment Total:		1,237,483.80	1,260,225.55	45,200.05	447,544.13	774,620.82	485,604.73
ExpType: 60 - Capital Outlay							
100-2000-605500	MACHINES & EQUIPMENT	12,500.00	12,500.00	0.00	0.00	0.00	12,500.00
100-2000-605590	OTHER CAPITAL OUTLAY	0.00	2,499.00	0.00	2,499.00	2,499.00	0.00
100-2000-606500	MOTOR VEHICLES	0.00	1,248,327.68	61,679.92	1,011,724.94	1,248,327.68	0.00
ExpType: 60 - Capital Outlay Total:		12,500.00	1,263,326.68	61,679.92	1,014,223.94	1,250,826.68	12,500.00
ExpType: 68 - Other Debt Capital Outlay							
100-2000-685200	EQUIPMENT & FIXTURES PROCEEDING ...	97,200.00	97,200.00	0.00	0.00	0.00	97,200.00
100-2000-686200	VEHICLES PROCEEDING FROM OTHER D...	1,423,054.00	1,423,054.00	0.00	0.00	0.00	1,423,054.00
ExpType: 68 - Other Debt Capital Outlay Total:		1,520,254.00	1,520,254.00	0.00	0.00	0.00	1,520,254.00
Division: 2000 - Police Total:		28,657,707.91	29,963,390.83	2,067,943.46	15,305,828.95	16,096,681.05	13,866,709.78
Division: 2500 - Fire							
ExpType: 50 - Personnel Services							
100-2500-501099	SALARIES-ARPA COLA 3%	109,658.00	109,658.00	0.00	0.00	0.00	109,658.00
100-2500-501100	SALARIES	4,131,353.00	4,131,353.00	323,698.90	2,305,124.83	2,305,124.83	1,826,228.17
100-2500-501101	LONGEVITY	40,247.00	40,247.00	3,262.40	22,166.40	22,166.40	18,080.60
100-2500-501102	OVERTIME	500,000.00	500,000.00	41,293.42	313,068.45	313,068.45	186,931.55
100-2500-501103	SENIORITY PAY	228,500.00	228,500.00	19,172.69	129,766.65	129,766.65	98,733.35
100-2500-501104	CERTIFICATION PAY	279,000.00	279,000.00	19,068.31	131,478.28	131,478.28	147,521.72
100-2500-502100	TAXES	373,359.00	373,359.00	29,827.45	213,172.87	213,172.87	160,186.13
100-2500-502101	RETIREMENT	706,333.00	706,333.00	60,080.09	447,631.76	447,631.76	258,701.24
100-2500-502102	GROUP INSURANCE	602,842.00	602,842.00	48,750.64	311,509.85	311,509.85	291,332.15
100-2500-502103	DISABILITY INSURANCE	12,445.00	12,445.00	1,056.90	7,528.07	7,528.07	4,916.93
100-2500-502104	WORKERS COMPENSATION INS	230,229.00	230,229.00	0.00	125,613.00	125,613.00	104,616.00
ExpType: 50 - Personnel Services Total:		7,213,966.00	7,213,966.00	546,210.80	4,007,060.16	4,007,060.16	3,206,905.84
ExpType: 51 - Contractual and Maintenance Services							
100-2500-511200	PROFESSIONAL SERVICES	90,000.00	90,000.00	5,417.75	17,838.25	23,256.00	66,744.00
100-2500-512210	COMMUNICATIONS SERVICE AGREEME...	142,870.00	142,870.00	7,281.70	56,396.55	56,396.55	86,473.45
100-2500-512220	UTILITIES	33,300.00	33,300.00	1,462.10	12,072.92	12,072.92	21,227.08
100-2500-512230	PRINTING	6,000.00	6,000.00	381.85	3,290.85	3,290.85	2,709.15
100-2500-512240	RENTS & CONTRACTUALS	28,000.00	30,492.78	-186.71	16,864.48	34,745.77	-4,252.99
100-2500-512241	RENTS & CONTRACTUALS - IT	15,460.00	15,460.00	0.00	336.63	336.63	15,123.37
100-2500-513200	TRAVEL, TRAINING, MEETINGS	178,500.00	178,500.00	5,426.31	34,543.38	34,543.38	143,956.62
100-2500-513210	MEMBERSHIP DUES, SUBSCR	26,040.00	26,040.00	367.06	20,863.34	20,863.34	5,176.66
100-2500-513290	OTHER	5,000.00	5,000.00	0.00	0.00	0.00	5,000.00
100-2500-513300	MOTOR VEHICLES - MAINTENANCE	100,000.00	100,000.00	12,985.92	50,997.62	72,472.40	27,527.60
100-2500-513301	OFFICE MAINTENANCE & CONTRACTUAL..	15,000.00	15,000.00	617.78	1,917.91	1,917.91	13,082.09
100-2500-513302	MACHINES & EQUIPMENT	8,000.00	8,000.00	0.00	1,886.54	1,886.54	6,113.46
100-2500-513306	BUILDINGS & STRUCTURES	40,750.00	52,203.80	14,586.40	46,316.93	46,316.93	5,886.87
100-2500-513309	BREATHING AIR SYSTEM MAINT	20,000.00	20,000.00	439.11	941.43	941.43	19,058.57
ExpType: 51 - Contractual and Maintenance Services Total:		708,920.00	722,866.58	48,779.27	264,266.83	309,040.65	413,825.93
ExpType: 52 - Supplies, Materials and Small Equipment							
100-2500-521300	OFFICE SUPPLIES	8,000.00	8,000.00	72.10	3,845.47	3,845.47	4,154.53
100-2500-522300	WEARING APPAREL	153,100.00	182,003.00	1,600.68	27,580.93	148,312.58	33,690.42
100-2500-522301	TOOLS	21,800.00	21,800.00	337.54	5,402.73	5,402.73	16,397.27
100-2500-522303	RECREATION & EDUCATION	5,000.00	5,000.00	5.53	3,089.00	3,089.00	1,911.00

Unaudited Income Statement - Expenses
For Fiscal: 2022-2023 Period Ending: 04/30/2023

		Original Total Budget	Current Total Budget	MTD Activity	YTD Activity	YTD Activity + Encumbrances	Budget Remaining
100-2500-522304	FOOD	12,000.00	12,000.00	1,459.90	6,522.95	6,522.95	5,477.05
100-2500-522305	MOTOR VEHICLE FUEL	137,000.00	137,000.00	9,575.92	60,265.59	60,265.59	76,734.41
100-2500-522306	JANITORIAL	14,300.00	14,300.00	1,109.77	6,662.04	14,386.79	-86.79
100-2500-522307	CHEMICALS-MEDICAL & LAB	142,100.00	142,100.00	2,783.74	13,185.80	13,185.80	128,914.20
100-2500-522312	BUILDING	104,000.00	104,000.00	722.22	7,909.73	7,909.73	96,090.27
100-2500-522316	MOTOR VEHICLES - SUPPLIES	70,000.00	70,000.00	6,298.60	54,024.15	54,024.15	15,975.85
100-2500-523302	MACHINES & EQUIPMENT	177,150.00	177,150.00	0.00	589.86	48,182.32	128,967.68
ExpType: 52 - Supplies, Materials and Small Equipment Total:		844,450.00	873,353.00	23,966.00	189,078.25	365,127.11	508,225.89
ExpType: 60 - Capital Outlay							
100-2500-603500	BUILDING AND STRUCTURES	0.00	103,200.00	0.00	3,200.00	103,200.00	0.00
100-2500-605500	MACHINES & EQUIPMENT	0.00	37,520.96	0.00	37,520.96	148,070.96	-110,550.00
100-2500-606500	MOTOR VEHICLES	0.00	0.00	0.00	59,950.25	59,950.25	-59,950.25
ExpType: 60 - Capital Outlay Total:		0.00	140,720.96	0.00	100,671.21	311,221.21	-170,500.25
ExpType: 68 - Other Debt Capital Outlay							
100-2500-685200	EQUIPMENT & FIXTURES PROCEEDING ...	141,000.00	141,000.00	0.00	0.00	0.00	141,000.00
100-2500-686200	VEHICLES PROCEEDING FROM OTHER D...	975,000.00	975,000.00	0.00	0.00	0.00	975,000.00
ExpType: 68 - Other Debt Capital Outlay Total:		1,116,000.00	1,116,000.00	0.00	0.00	0.00	1,116,000.00
Division: 2500 - Fire Total:		9,883,336.00	10,066,906.54	618,956.07	4,561,076.45	4,992,449.13	5,074,457.41
Division: 2501 - Fire Prevention							
ExpType: 50 - Personnel Services							
100-2501-501099	SALARIES-ARPA COLA 3%	16,168.00	16,168.00	0.00	0.00	0.00	16,168.00
100-2501-501100	SALARIES	540,014.00	540,014.00	43,542.43	307,421.81	307,421.81	232,592.19
100-2501-501101	LONGEVITY	10,690.00	10,690.00	846.80	5,847.40	5,847.40	4,842.60
100-2501-501102	OVERTIME	62,000.00	62,000.00	5,847.61	34,660.40	34,660.40	27,339.60
100-2501-501103	SENIORITY PAY	72,000.00	72,000.00	5,769.16	40,153.32	40,153.32	31,846.68
100-2501-501104	CERTIFICATION PAY	54,900.00	54,900.00	4,038.22	27,990.61	27,990.61	26,909.39
100-2501-502100	TAXES	53,884.00	53,884.00	4,378.81	30,503.28	30,503.28	23,380.72
100-2501-502101	RETIREMENT	102,316.00	102,316.00	8,874.53	61,199.16	61,199.16	41,116.84
100-2501-502102	GROUP INSURANCE	53,262.00	53,262.00	6,634.78	43,135.04	43,135.04	10,126.96
100-2501-502103	DISABILITY INSURANCE	1,804.00	1,804.00	156.11	1,081.35	1,081.35	722.65
100-2501-502104	WORKERS COMPENSATION INS	32,324.00	32,324.00	0.00	17,712.00	17,712.00	14,612.00
ExpType: 50 - Personnel Services Total:		999,362.00	999,362.00	80,088.45	569,704.37	569,704.37	429,657.63
ExpType: 51 - Contractual and Maintenance Services							
100-2501-512210	COMMUNICATIONS SERVICE AGREEME...	12,500.00	12,500.00	3,366.14	11,462.64	11,462.64	1,037.36
100-2501-512230	PRINTING	2,500.00	2,500.00	0.00	0.00	0.00	2,500.00
100-2501-513200	TRAVEL, TRAINING, MEETINGS	29,100.00	29,100.00	-203.91	8,273.48	8,273.48	20,826.52
100-2501-513210	MEMBERSHIP DUES, SUBSCR	6,000.00	6,000.00	100.00	702.18	702.18	5,297.82
100-2501-513300	MOTOR VEHICLES - MAINTENANCE	12,000.00	12,000.00	1,340.12	6,871.66	6,871.66	5,128.34
100-2501-513309	OTHER	1,000.00	1,000.00	0.00	0.00	0.00	1,000.00
ExpType: 51 - Contractual and Maintenance Services Total:		63,100.00	63,100.00	4,602.35	27,309.96	27,309.96	35,790.04
ExpType: 52 - Supplies, Materials and Small Equipment							
100-2501-521300	OFFICE SUPPLIES	9,000.00	9,000.00	0.00	4,422.95	4,422.95	4,577.05
100-2501-522300	WEARING APPAREL	8,000.00	8,000.00	345.05	2,334.56	2,334.56	5,665.44
100-2501-522301	TOOLS	5,000.00	5,000.00	94.07	3,250.62	3,250.62	1,749.38
100-2501-522303	RECREATION & EDUCATION	45,000.00	45,000.00	1,995.84	13,433.84	29,233.84	15,766.16
100-2501-522305	MOTOR VEHICLE FUEL	17,800.00	17,800.00	1,357.18	8,100.17	8,100.17	9,699.83
100-2501-522312	BUILDING	1,500.00	1,500.00	0.00	89.66	89.66	1,410.34
100-2501-522316	MOTOR VEHICLES - SUPPLIES	12,000.00	12,000.00	1,156.91	5,480.25	5,480.25	6,519.75
ExpType: 52 - Supplies, Materials and Small Equipment Total:		98,300.00	98,300.00	4,949.05	37,112.05	52,912.05	45,387.95
Division: 2501 - Fire Prevention Total:		1,160,762.00	1,160,762.00	89,639.85	634,126.38	649,926.38	510,835.62
Division: 3000 - Public Works Administration							
ExpType: 50 - Personnel Services							
100-3000-501099	SALARIES-ARPA COLA 3%	9,419.00	9,419.00	0.00	0.00	0.00	9,419.00
100-3000-501100	SALARIES	313,950.00	313,950.00	24,889.27	174,196.36	174,196.36	139,753.64
100-3000-501101	LONGEVITY	10,853.00	10,853.00	840.00	5,712.00	5,712.00	5,141.00
100-3000-501102	OVERTIME	2,000.00	2,000.00	34.90	1,159.00	1,159.00	841.00
100-3000-501106	VEHICLE ALLOWANCE	4,200.00	4,200.00	323.08	2,261.56	2,261.56	1,938.44

Unaudited Income Statement - Expenses

For Fiscal: 2022-2023 Period Ending: 04/30/2023

		Original Total Budget	Current Total Budget	MTD Activity	YTD Activity	YTD Activity + Encumbrances	Budget Remaining
100-3000-502100	TAXES	26,430.00	26,430.00	1,970.32	13,905.60	13,905.60	12,524.40
100-3000-502101	RETIREMENT	49,920.00	49,920.00	3,871.65	27,086.65	27,086.65	22,833.35
100-3000-502102	GROUP INSURANCE	43,508.00	43,508.00	3,146.64	20,453.16	20,453.16	23,054.84
100-3000-502103	DISABILITY INSURANCE	881.00	881.00	68.11	478.58	478.58	402.42
100-3000-502104	WORKERS COMPENSATION INS	5,289.00	5,289.00	0.00	2,596.00	2,596.00	2,693.00
ExpType: 50 - Personnel Services Total:		466,450.00	466,450.00	35,143.97	247,848.91	247,848.91	218,601.09
ExpType: 51 - Contractual and Maintenance Services							
100-3000-512210	COMMUNICATIONS SERVICE AGREEME...	8,000.00	8,000.00	539.27	3,706.36	3,706.36	4,293.64
100-3000-512230	PRINTING	500.00	500.00	222.55	251.05	251.05	248.95
100-3000-512240	RENTS & CONTRACTUALS	93,000.00	93,000.00	18,504.00	48,071.77	48,071.77	44,928.23
100-3000-513200	TRAVEL, TRAINING, MEETINGS	7,000.00	7,000.00	1,275.00	1,379.23	1,379.23	5,620.77
100-3000-513210	MEMBERSHIP DUES, SUBSCR	2,000.00	2,000.00	259.00	586.00	586.00	1,414.00
100-3000-513300	MOTOR VEHICLES - MAINTENANCE	2,500.00	2,500.00	0.00	1,642.00	1,642.00	858.00
ExpType: 51 - Contractual and Maintenance Services Total:		113,000.00	113,000.00	20,799.82	55,636.41	55,636.41	57,363.59
ExpType: 52 - Supplies, Materials and Small Equipment							
100-3000-521300	OFFICE SUPPLIES	2,000.00	2,000.00	168.72	848.22	848.22	1,151.78
100-3000-522205	MARKETING AND ADVERTISING	5,000.00	5,000.00	0.00	1,657.32	1,657.32	3,342.68
100-3000-522300	WEARING APPAREL	3,200.00	3,200.00	0.00	105.00	105.00	3,095.00
100-3000-522301	TOOLS	1,000.00	1,000.00	0.00	688.44	688.44	311.56
100-3000-522304	FOOD	1,000.00	1,000.00	0.00	31.96	31.96	968.04
100-3000-522305	MOTOR VEHICLE FUEL	8,000.00	8,000.00	397.94	2,634.18	2,634.18	5,365.82
100-3000-523302	MACHINES & EQUIPMENT	15,750.00	15,750.00	10,000.00	12,002.60	12,002.60	3,747.40
ExpType: 52 - Supplies, Materials and Small Equipment Total:		35,950.00	35,950.00	10,566.66	17,967.72	17,967.72	17,982.28
Division: 3000 - Public Works Administration Total:		615,400.00	615,400.00	66,510.45	321,453.04	321,453.04	293,946.96
Division: 3001 - Streets							
ExpType: 50 - Personnel Services							
100-3001-501099	SALARIES-ARPA COLA 3%	31,562.00	31,562.00	0.00	0.00	0.00	31,562.00
100-3001-501100	SALARIES	1,563,796.00	1,563,796.00	111,672.35	777,197.61	777,197.61	786,598.39
100-3001-501101	LONGEVITY	25,941.00	25,941.00	2,352.00	15,792.00	15,792.00	10,149.00
100-3001-501102	OVERTIME	50,000.00	50,000.00	10,383.38	63,268.72	63,268.72	-13,268.72
100-3001-502100	TAXES	128,264.00	128,264.00	9,333.72	64,600.88	64,600.88	63,663.12
100-3001-502101	RETIREMENT	239,256.00	239,256.00	18,419.38	126,205.47	126,205.47	113,050.53
100-3001-502102	GROUP INSURANCE	348,670.00	348,670.00	24,843.61	162,121.15	162,121.15	186,548.85
100-3001-502103	DISABILITY INSURANCE	4,214.00	4,214.00	324.06	2,229.98	2,229.98	1,984.02
100-3001-502104	WORKERS COMPENSATION INS	118,902.00	118,902.00	0.00	39,187.00	39,187.00	79,715.00
ExpType: 50 - Personnel Services Total:		2,510,605.00	2,510,605.00	177,328.50	1,250,602.81	1,250,602.81	1,260,002.19
ExpType: 51 - Contractual and Maintenance Services							
100-3001-511200	PROFESSIONAL SERVICES	10,000.00	10,000.00	0.00	0.00	0.00	10,000.00
100-3001-512210	COMMUNICATIONS SERVICE AGREEME...	51,500.00	51,500.00	1,083.74	5,950.41	5,950.41	45,549.59
100-3001-512220	UTILITIES	950,000.00	950,000.00	115,035.69	579,963.22	613,586.90	336,413.10
100-3001-512230	PRINTING	26,000.00	26,000.00	0.00	18,025.40	22,762.50	3,237.50
100-3001-512240	RENTS & CONTRACTUALS	96,535.00	96,535.00	9.75	63,511.20	63,511.20	33,023.80
100-3001-513200	TRAVEL, TRAINING, MEETINGS	4,500.00	4,500.00	1,296.94	1,296.94	1,296.94	3,203.06
100-3001-513210	MEMBERSHIP DUES, SUBSCR	2,000.00	2,000.00	0.00	109.00	109.00	1,891.00
100-3001-513300	MOTOR VEHICLES - MAINTENANCE	85,000.00	85,000.00	6,919.61	63,431.67	63,431.67	21,568.33
100-3001-513302	MACHINES & EQUIPMENT	110,000.00	111,744.49	1,975.05	38,134.99	63,239.88	48,504.61
100-3001-513303	SIGNS & SIGNAL EQUIPMENT	163,500.00	163,500.00	28,491.40	114,672.60	114,672.60	48,827.40
100-3001-513309	OTHER	2,000.00	2,000.00	0.00	791.05	791.05	1,208.95
ExpType: 51 - Contractual and Maintenance Services Total:		1,501,035.00	1,502,779.49	154,812.18	885,886.48	949,352.15	553,427.34
ExpType: 52 - Supplies, Materials and Small Equipment							
100-3001-521300	OFFICE SUPPLIES	2,000.00	2,000.00	200.97	916.12	916.12	1,083.88
100-3001-522300	WEARING APPAREL	22,000.00	22,000.00	1,645.05	11,474.44	21,985.33	14.67
100-3001-522301	TOOLS	5,000.00	5,000.00	0.00	1,683.41	1,683.41	3,316.59
100-3001-522304	FOOD	2,000.00	2,000.00	0.00	452.44	452.44	1,547.56
100-3001-522305	MOTOR VEHICLE FUEL	115,000.00	115,000.00	13,852.79	79,620.81	79,620.81	35,379.19
100-3001-522306	JANITORIAL	1,000.00	1,000.00	0.00	0.00	0.00	1,000.00
100-3001-522307	CHEMICALS-MEDICAL & LAB	3,150.00	3,150.00	35.04	498.96	498.96	2,651.04

Unaudited Income Statement - Expenses

For Fiscal: 2022-2023 Period Ending: 04/30/2023

		Original Total Budget	Current Total Budget	MTD Activity	YTD Activity	YTD Activity + Encumbrances	Budget Remaining
100-3001-522314	DRAINAGE FACILITIES	150,000.00	150,000.00	3,978.75	29,323.99	31,134.25	118,865.75
100-3001-522315	STREETS AND ALLEYS	100,000.00	100,000.00	0.00	52,130.38	52,130.38	47,869.62
100-3001-522316	MOTOR VEHICLES - SUPPLIES	100,000.00	100,000.00	8,741.88	55,943.61	57,752.61	42,247.39
100-3001-523302	MACHINES & EQUIPMENT	10,000.00	10,000.00	0.00	3,305.50	3,305.50	6,694.50
ExpType: 52 - Supplies, Materials and Small Equipment Total:		510,150.00	510,150.00	28,454.48	235,349.66	249,479.81	260,670.19
ExpType: 60 - Capital Outlay							
100-3001-603500	BUILDING AND STRUCTURES	300,000.00	300,000.00	0.00	0.00	0.00	300,000.00
100-3001-605500	MACHINES & EQUIPMENT	0.00	165,503.00	0.00	165,503.00	165,503.00	0.00
100-3001-605590	OTHER CAPITAL OUTLAY	67,500.00	67,500.00	0.00	0.00	0.00	67,500.00
ExpType: 60 - Capital Outlay Total:		367,500.00	533,003.00	0.00	165,503.00	165,503.00	367,500.00
ExpType: 68 - Other Debt Capital Outlay							
100-3001-683200	BUILDINGS/STRUCTURES PROCEEDING ...	250,000.00	250,000.00	0.00	0.00	0.00	250,000.00
100-3001-685200	EQUIPMENT & FIXTURES PROCEEDING ...	995,000.00	995,000.00	0.00	0.00	0.00	995,000.00
ExpType: 68 - Other Debt Capital Outlay Total:		1,245,000.00	1,245,000.00	0.00	0.00	0.00	1,245,000.00
Division: 3001 - Streets Total:		6,134,290.00	6,301,537.49	360,595.16	2,537,341.95	2,614,937.77	3,686,599.72
Division: 3002 - ROW							
ExpType: 50 - Personnel Services							
100-3002-501099	SALARIES-ARPA COLA 3%	28,695.00	28,695.00	0.00	0.00	0.00	28,695.00
100-3002-501100	SALARIES	1,142,454.00	1,142,454.00	81,107.70	522,833.68	522,833.68	619,620.32
100-3002-501101	LONGEVITY	42,462.00	42,462.00	3,003.00	20,321.00	20,321.00	22,141.00
100-3002-501102	OVERTIME	10,000.00	10,000.00	1,021.94	8,810.93	8,810.93	1,189.07
100-3002-501104	CERTIFICATION PAY	7,100.00	7,100.00	0.00	0.00	0.00	7,100.00
100-3002-502100	TAXES	97,074.00	97,074.00	6,385.70	41,464.56	41,464.56	55,609.44
100-3002-502101	RETIREMENT	180,178.00	180,178.00	12,606.63	79,668.21	79,668.21	100,509.79
100-3002-502102	GROUP INSURANCE	263,799.00	263,799.00	19,891.62	117,044.99	117,044.99	146,754.01
100-3002-502103	DISABILITY INSURANCE	3,175.00	3,175.00	221.84	1,438.35	1,438.35	1,736.65
100-3002-502104	WORKERS COMPENSATION INS	45,271.00	45,271.00	0.00	17,161.00	17,161.00	28,110.00
ExpType: 50 - Personnel Services Total:		1,820,208.00	1,820,208.00	124,238.43	808,742.72	808,742.72	1,011,465.28
ExpType: 51 - Contractual and Maintenance Services							
100-3002-511200	PROFESSIONAL SERVICES	5,000.00	5,000.00	600.00	600.00	600.00	4,400.00
100-3002-512210	COMMUNICATIONS SERVICE AGREEME...	38,650.00	38,650.00	296.08	1,984.66	1,984.66	36,665.34
100-3002-512230	PRINTING	1,000.00	1,000.00	0.00	0.00	0.00	1,000.00
100-3002-512240	RENTS & CONTRACTUALS	7,500.00	7,500.00	9.76	2,260.55	2,260.55	5,239.45
100-3002-513200	TRAVEL, TRAINING, MEETINGS	2,000.00	2,000.00	425.00	1,393.30	1,393.30	606.70
100-3002-513210	MEMBERSHIP DUES, SUBSCR	2,000.00	2,000.00	0.00	1,503.00	1,503.00	497.00
100-3002-513300	MOTOR VEHICLES - MAINTENANCE	25,000.00	25,000.00	1,745.45	12,594.57	12,594.57	12,405.43
100-3002-513302	MACHINES & EQUIPMENT	55,000.00	55,000.00	1,770.38	47,916.13	47,916.13	7,083.87
100-3002-513303	SIGNS & SIGNAL EQUIPMENT	25,000.00	25,000.00	10,918.68	10,918.68	10,918.68	14,081.32
100-3002-513306	BUILDINGS & STRUCTURES	5,000.00	5,000.00	0.00	1,518.10	1,518.10	3,481.90
100-3002-513309	OTHER	197,215.00	197,215.00	4,371.35	29,979.81	29,979.81	167,235.19
ExpType: 51 - Contractual and Maintenance Services Total:		363,365.00	363,365.00	20,136.70	110,668.80	110,668.80	252,696.20
ExpType: 52 - Supplies, Materials and Small Equipment							
100-3002-521300	OFFICE SUPPLIES	1,500.00	1,500.00	0.00	329.90	329.90	1,170.10
100-3002-522300	WEARING APPAREL	15,000.00	15,000.00	1,599.71	8,525.10	14,861.51	138.49
100-3002-522301	TOOLS	15,000.00	15,000.00	2,137.75	12,684.91	12,684.91	2,315.09
100-3002-522302	BOTANICAL & AGRICULTURAL	10,000.00	10,000.00	0.00	8,785.10	8,785.10	1,214.90
100-3002-522303	RECREATION & EDUCATION	500.00	500.00	0.00	0.00	0.00	500.00
100-3002-522304	FOOD	1,000.00	1,000.00	0.00	397.86	397.86	602.14
100-3002-522305	MOTOR VEHICLE FUEL	90,000.00	90,000.00	9,301.33	46,750.23	46,750.23	43,249.77
100-3002-522306	JANITORIAL	1,000.00	1,000.00	0.00	769.46	769.46	230.54
100-3002-522307	CHEMICALS-MEDICAL & LAB	4,000.00	4,000.00	0.00	469.85	469.85	3,530.15
100-3002-522308	OFFICE HARDWARE AND RELATED SOF...	2,500.00	2,500.00	0.00	0.00	2,418.71	81.29
100-3002-522316	MOTOR VEHICLES - SUPPLIES	35,000.00	35,000.00	2,259.40	19,757.63	19,757.63	15,242.37
100-3002-522317	PARKS & PLAYGROUNDS	6,200.00	6,200.00	0.00	0.00	0.00	6,200.00
100-3002-523302	MACHINES & EQUIPMENT	50,000.00	50,000.00	0.00	27,804.02	27,804.02	22,195.98
ExpType: 52 - Supplies, Materials and Small Equipment Total:		231,700.00	231,700.00	15,298.19	126,274.06	135,029.18	96,670.82

Unaudited Income Statement - Expenses

For Fiscal: 2022-2023 Period Ending: 04/30/2023

		Original Total Budget	Current Total Budget	MTD Activity	YTD Activity	YTD Activity + Encumbrances	Budget Remaining
ExpType: 60 - Capital Outlay							
100-3002-605500	MACHINES & EQUIPMENT	0.00	769,217.02	0.00	52,390.32	742,958.02	26,259.00
100-3002-606500	MOTOR VEHICLES	0.00	0.00	0.00	65,946.75	65,946.75	-65,946.75
ExpType: 60 - Capital Outlay Total:		0.00	769,217.02	0.00	118,337.07	808,904.77	-39,687.75
ExpType: 68 - Other Debt Capital Outlay							
100-3002-685200	EQUIPMENT & FIXTURES PROCEEDING ...	1,105,000.00	1,105,000.00	0.00	0.00	0.00	1,105,000.00
100-3002-686200	VEHICLES PROCEEDING FROM OTHER D...	144,000.00	144,000.00	0.00	0.00	0.00	144,000.00
ExpType: 68 - Other Debt Capital Outlay Total:		1,249,000.00	1,249,000.00	0.00	0.00	0.00	1,249,000.00
Division: 3002 - ROW Total:		3,664,273.00	4,433,490.02	159,673.32	1,164,022.65	1,863,345.47	2,570,144.55
Division: 4000 - Parks							
ExpType: 50 - Personnel Services							
100-4000-501099	SALARIES-ARPA COLA 3%	42,064.00	42,064.00	0.00	0.00	0.00	42,064.00
100-4000-501100	SALARIES	1,660,255.00	1,660,255.00	122,959.20	809,817.17	809,817.17	850,437.83
100-4000-501101	LONGEVITY	66,117.00	66,117.00	5,005.00	34,468.00	34,468.00	31,649.00
100-4000-501102	OVERTIME	25,000.00	25,000.00	2,652.59	14,859.40	14,859.40	10,140.60
100-4000-501104	CERTIFICATION PAY	12,000.00	12,000.00	76.92	538.44	538.44	11,461.56
100-4000-501106	VEHICLE ALLOWANCE	4,500.00	4,500.00	346.16	2,423.12	2,423.12	2,076.88
100-4000-502100	TAXES	140,943.00	140,943.00	9,800.15	64,402.37	64,402.37	76,540.63
100-4000-502101	RETIREMENT	261,687.00	261,687.00	19,390.83	126,864.54	126,864.54	134,822.46
100-4000-502102	GROUP INSURANCE	412,820.00	412,820.00	35,407.78	221,366.89	221,366.89	191,453.11
100-4000-502103	DISABILITY INSURANCE	4,604.00	4,604.00	341.13	2,241.54	2,241.54	2,362.46
100-4000-502104	WORKERS COMPENSATION INS	60,506.00	60,506.00	0.00	26,024.00	26,024.00	34,482.00
ExpType: 50 - Personnel Services Total:		2,690,496.00	2,690,496.00	195,979.76	1,303,005.47	1,303,005.47	1,387,490.53
ExpType: 51 - Contractual and Maintenance Services							
100-4000-512210	COMMUNICATIONS SERVICE AGREEME...	5,000.00	5,000.00	751.52	3,731.03	3,731.03	1,268.97
100-4000-512220	UTILITIES	74,500.00	74,500.00	2,233.02	22,271.83	22,271.83	52,228.17
100-4000-512240	RENTS & CONTRACTUALS	20,000.00	20,000.00	963.41	7,355.11	24,635.11	-4,635.11
100-4000-513200	TRAVEL, TRAINING, MEETINGS	7,000.00	7,000.00	0.00	0.00	0.00	7,000.00
100-4000-513210	MEMBERSHIP DUES, SUBSCR	5,250.00	5,250.00	0.00	416.94	416.94	4,833.06
100-4000-513300	MOTOR VEHICLES - MAINTENANCE	40,000.00	40,000.00	762.00	37,418.24	37,418.24	2,581.76
100-4000-513302	MACHINES & EQUIPMENT	17,000.00	17,000.00	4,793.16	12,511.92	12,511.92	4,488.08
100-4000-513303	SIGNS & SIGNAL EQUIPMENT	13,000.00	13,000.00	0.00	5,272.00	5,272.00	7,728.00
ExpType: 51 - Contractual and Maintenance Services Total:		181,750.00	181,750.00	9,503.11	88,977.07	106,257.07	75,492.93
ExpType: 52 - Supplies, Materials and Small Equipment							
100-4000-521300	OFFICE SUPPLIES	3,500.00	3,500.00	0.00	2,651.18	2,651.18	848.82
100-4000-522205	MARKETING AND ADVERTISING	0.00	0.00	0.00	1,055.00	1,055.00	-1,055.00
100-4000-522300	WEARING APPAREL	34,000.00	34,000.00	2,359.15	22,189.21	29,754.02	4,245.98
100-4000-522301	TOOLS	83,000.00	83,000.00	3,975.28	77,287.57	77,287.57	5,712.43
100-4000-522302	BOTANICAL & AGRICULTURAL	0.00	0.00	0.00	1,484.86	1,484.86	-1,484.86
100-4000-522303	RECREATION & EDUCATION	0.00	6,171.62	300.00	3,416.18	3,416.18	2,755.44
100-4000-522305	MOTOR VEHICLE FUEL	90,000.00	90,000.00	7,339.73	39,154.19	39,154.19	50,845.81
100-4000-522306	JANITORIAL	20,000.00	20,000.00	0.00	14,433.65	14,433.65	5,566.35
100-4000-522307	CHEMICALS-MEDICAL & LAB	35,000.00	35,000.00	0.00	32,088.48	32,088.48	2,911.52
100-4000-522312	BUILDING	65,000.00	65,000.00	4,114.15	53,599.73	53,599.73	11,400.27
100-4000-522315	STREETS AND ALLEYS	9,000.00	9,000.00	0.00	4,677.20	4,677.20	4,322.80
100-4000-522316	MOTOR VEHICLES - SUPPLIES	60,000.00	60,000.00	4,284.33	33,399.07	33,399.07	26,600.93
100-4000-522317	PARKS & PLAYGROUNDS	9,500.00	9,500.00	0.00	3,146.46	3,146.46	6,353.54
100-4000-523302	MACHINES & EQUIPMENT	35,000.00	35,000.00	3,945.25	28,113.01	28,113.01	6,886.99
ExpType: 52 - Supplies, Materials and Small Equipment Total:		444,000.00	450,171.62	26,317.89	316,695.79	324,260.60	125,911.02
ExpType: 60 - Capital Outlay							
100-4000-604500	STREETS, ALLEYS, SIDEWALKS	0.00	0.00	0.00	675.00	675.00	-675.00
100-4000-606500	MOTOR VEHICLES	0.00	453,938.00	0.00	453,938.00	453,938.00	0.00
ExpType: 60 - Capital Outlay Total:		0.00	453,938.00	0.00	454,613.00	454,613.00	-675.00

Unaudited Income Statement - Expenses

For Fiscal: 2022-2023 Period Ending: 04/30/2023

		Original Total Budget	Current Total Budget	MTD Activity	YTD Activity	YTD Activity + Encumbrances	Budget Remaining
ExpType: 68 - Other Debt Capital Outlay							
100-4000-686200	VEHICLES PROCEEDING FROM OTHER D...	650,000.00	650,000.00	0.00	0.00	0.00	650,000.00
ExpType: 68 - Other Debt Capital Outlay Total:		650,000.00	650,000.00	0.00	0.00	0.00	650,000.00
Division: 4000 - Parks Total:		3,966,246.00	4,426,355.62	231,800.76	2,163,291.33	2,188,136.14	2,238,219.48
Division: 4002 - Recreation							
ExpType: 50 - Personnel Services							
100-4002-501099	SALARIES-ARPA COLA 3%	21,169.00	21,169.00	0.00	0.00	0.00	21,169.00
100-4002-501100	SALARIES	935,064.00	935,064.00	67,664.01	410,228.04	410,228.04	524,835.96
100-4002-501101	LONGEVITY	26,079.00	26,079.00	1,302.00	8,540.00	8,540.00	17,539.00
100-4002-501102	OVERTIME	3,500.00	3,500.00	350.35	2,465.64	2,465.64	1,034.36
100-4002-501106	VEHICLE ALLOWANCE	4,200.00	4,200.00	323.08	2,261.56	2,261.56	1,938.44
100-4002-501110	PART-TIME WAGES	1,087,630.00	1,087,630.00	53,183.69	362,323.83	362,323.83	725,306.17
100-4002-502100	TAXES	188,464.00	188,464.00	9,273.57	59,400.67	59,400.67	129,063.33
100-4002-502101	RETIREMENT	145,562.00	145,562.00	10,299.84	61,983.86	61,983.86	83,578.14
100-4002-502102	GROUP INSURANCE	179,734.00	179,734.00	15,964.09	91,244.31	91,244.31	88,489.69
100-4002-502103	DISABILITY INSURANCE	2,562.00	2,562.00	181.19	1,097.34	1,097.34	1,464.66
100-4002-502104	WORKERS COMPENSATION INS	65,307.00	65,307.00	0.00	32,757.00	32,757.00	32,550.00
ExpType: 50 - Personnel Services Total:		2,659,271.00	2,659,271.00	158,541.82	1,032,302.25	1,032,302.25	1,626,968.75
ExpType: 51 - Contractual and Maintenance Services							
100-4002-511200	PROFESSIONAL SERVICES	15,000.00	15,000.00	840.00	1,620.00	1,620.00	13,380.00
100-4002-512210	COMMUNICATIONS SERVICE AGREEME...	28,750.00	28,750.00	1,934.90	12,097.35	12,097.35	16,652.65
100-4002-512220	UTILITIES	32,000.00	32,000.00	0.00	53,626.87	53,626.87	-21,626.87
100-4002-512230	PRINTING	15,000.00	15,000.00	719.30	3,251.64	8,684.09	6,315.91
100-4002-512240	RENTS & CONTRACTUALS	40,000.00	41,250.00	1,695.95	17,658.03	41,274.03	-24.03
100-4002-513200	TRAVEL, TRAINING, MEETINGS	50,000.00	50,000.00	1,257.03	6,456.51	6,456.51	43,543.49
100-4002-513210	MEMBERSHIP DUES, SUBSCR	16,500.00	16,500.00	200.00	769.88	769.88	15,730.12
100-4002-513300	MOTOR VEHICLES - MAINTENANCE	9,200.00	9,200.00	222.69	2,279.19	2,279.19	6,920.81
100-4002-513303	SIGNS & SIGNAL EQUIPMENT	4,600.00	4,600.00	0.00	0.00	0.00	4,600.00
100-4002-513306	BUILDINGS & STRUCTURES	11,500.00	11,500.00	0.00	3,978.27	3,978.27	7,521.73
100-4002-513307	SWIMMING POOLS MAINT	45,000.00	45,000.00	14,595.16	52,476.26	67,070.39	-22,070.39
ExpType: 51 - Contractual and Maintenance Services Total:		267,550.00	268,800.00	21,465.03	154,214.00	197,856.58	70,943.42
ExpType: 52 - Supplies, Materials and Small Equipment							
100-4002-521300	OFFICE SUPPLIES	10,000.00	10,000.00	866.82	4,079.92	4,559.92	5,440.08
100-4002-522205	MARKETING AND ADVERTISING	200,000.00	200,000.00	41,251.94	145,201.39	157,484.39	42,515.61
100-4002-522300	WEARING APPAREL	12,500.00	12,500.00	1,972.60	4,154.83	4,154.83	8,345.17
100-4002-522301	TOOLS	3,600.00	3,600.00	0.00	114.46	114.46	3,485.54
100-4002-522303	RECREATION & EDUCATION	150,000.00	150,233.26	9,918.04	56,776.88	64,503.50	85,729.76
100-4002-522305	MOTOR VEHICLE FUEL	4,830.00	4,830.00	849.61	4,075.80	4,075.80	754.20
100-4002-522306	JANITORIAL	10,000.00	10,000.00	0.00	79.22	79.22	9,920.78
100-4002-522307	CHEMICALS-MEDICAL & LAB	0.00	0.00	0.00	3,800.40	3,800.40	-3,800.40
100-4002-522312	BUILDING	6,330.00	6,330.00	118.99	1,461.86	1,461.86	4,868.14
100-4002-522316	MOTOR VEHICLES - SUPPLIES	5,750.00	5,750.00	0.00	60.95	60.95	5,689.05
100-4002-523302	MACHINES & EQUIPMENT	3,450.00	3,450.00	0.00	0.00	0.00	3,450.00
ExpType: 52 - Supplies, Materials and Small Equipment Total:		406,460.00	406,693.26	54,978.00	219,805.71	240,295.33	166,397.93
ExpType: 60 - Capital Outlay							
100-4002-605590	OTHER CAPITAL OUTLAY	17,000.00	70,000.00	0.00	53,000.00	53,000.00	17,000.00
ExpType: 60 - Capital Outlay Total:		17,000.00	70,000.00	0.00	53,000.00	53,000.00	17,000.00
ExpType: 68 - Other Debt Capital Outlay							
100-4002-685200	EQUIPMENT & FIXTURES PROCEEDING ...	75,000.00	75,000.00	0.00	0.00	0.00	75,000.00
100-4002-686200	VEHICLES PROCEEDING FROM OTHER D...	55,000.00	55,000.00	0.00	0.00	0.00	55,000.00
ExpType: 68 - Other Debt Capital Outlay Total:		130,000.00	130,000.00	0.00	0.00	0.00	130,000.00
Division: 4002 - Recreation Total:		3,480,281.00	3,534,764.26	234,984.85	1,459,321.96	1,523,454.16	2,011,310.10
Division: 4003 - World Birding Center							
ExpType: 50 - Personnel Services							
100-4003-501099	SALARIES-ARPA COLA 3%	9,859.00	9,859.00	0.00	0.00	0.00	9,859.00
100-4003-501100	SALARIES	328,660.00	328,660.00	27,517.99	184,649.96	184,649.96	144,010.04
100-4003-501101	LONGEVITY	5,592.00	5,592.00	350.00	2,268.00	2,268.00	3,324.00

Unaudited Income Statement - Expenses
For Fiscal: 2022-2023 Period Ending: 04/30/2023

		Original Total Budget	Current Total Budget	MTD Activity	YTD Activity	YTD Activity + Encumbrances	Budget Remaining
100-4003-501102	OVERTIME	500.00	500.00	55.72	304.94	304.94	195.06
100-4003-501110	PART-TIME WAGES	43,246.00	43,246.00	4,194.70	28,569.52	28,569.52	14,676.48
100-4003-502100	TAXES	31,167.00	31,167.00	2,420.52	16,243.10	16,243.10	14,923.90
100-4003-502101	RETIREMENT	57,200.00	57,200.00	3,910.06	27,240.83	27,240.83	29,959.17
100-4003-502102	GROUP INSURANCE	59,094.00	59,094.00	5,476.70	35,598.55	35,598.55	23,495.45
100-4003-502103	DISABILITY INSURANCE	895.00	895.00	68.76	481.12	481.12	413.88
100-4003-502104	WORKERS COMPENSATION INS	4,922.00	4,922.00	0.00	6,934.00	6,934.00	-2,012.00
ExpType: 50 - Personnel Services Total:		541,135.00	541,135.00	43,994.45	302,290.02	302,290.02	238,844.98
ExpType: 51 - Contractual and Maintenance Services							
100-4003-511200	PROFESSIONAL SERVICES	5,000.00	5,000.00	1,153.00	1,153.00	1,153.00	3,847.00
100-4003-512210	COMMUNICATIONS SERVICE AGREEME...	10,800.00	10,800.00	884.78	6,083.94	6,083.94	4,716.06
100-4003-512220	UTILITIES	13,800.00	13,800.00	914.94	5,664.25	5,664.25	8,135.75
100-4003-512230	PRINTING	3,500.00	3,500.00	840.00	840.00	840.00	2,660.00
100-4003-512240	RENTS & CONTRACTUALS	23,500.00	23,500.00	815.67	10,502.23	33,782.23	-10,282.23
100-4003-513200	TRAVEL, TRAINING, MEETINGS	3,950.00	3,950.00	500.00	1,512.30	1,512.30	2,437.70
100-4003-513210	MEMBERSHIP DUES, SUBSCR	1,500.00	1,500.00	0.00	146.88	146.88	1,353.12
100-4003-513300	MOTOR VEHICLES - MAINTENANCE	9,250.00	9,250.00	39.99	6,844.20	6,844.20	2,405.80
100-4003-513301	OFFICE MAINTENANCE & CONTRACTUAL..	0.00	0.00	0.00	15.44	15.44	-15.44
100-4003-513302	MACHINES & EQUIPMENT	2,500.00	2,500.00	0.00	1,826.44	1,826.44	673.56
100-4003-513303	SIGNS & SIGNAL EQUIPMENT	10,000.00	10,000.00	0.00	0.00	0.00	10,000.00
100-4003-513309	OTHER	0.00	0.00	0.00	65.00	65.00	-65.00
ExpType: 51 - Contractual and Maintenance Services Total:		83,800.00	83,800.00	5,148.38	34,653.68	57,933.68	25,866.32
ExpType: 52 - Supplies, Materials and Small Equipment							
100-4003-521300	OFFICE SUPPLIES	3,750.00	3,750.00	95.85	1,180.14	1,180.14	2,569.86
100-4003-521301	OFFICE SUPPLIES - IT	800.00	800.00	0.00	294.82	294.82	505.18
100-4003-522205	MARKETING AND ADVERTISING	21,000.00	21,000.00	5,089.88	9,675.51	9,675.51	11,324.49
100-4003-522300	WEARING APPAREL	5,800.00	5,800.00	35.90	2,651.07	2,847.07	2,952.93
100-4003-522301	TOOLS	5,200.00	5,200.00	495.14	2,402.52	2,402.52	2,797.48
100-4003-522302	BOTANICAL & AGRICULTURAL	20,150.00	20,150.00	360.66	6,118.74	6,118.74	14,031.26
100-4003-522303	RECREATION & EDUCATION	12,600.00	12,600.00	669.80	3,097.11	3,097.11	9,502.89
100-4003-522304	FOOD	2,550.00	2,550.00	940.55	1,453.35	1,453.35	1,096.65
100-4003-522305	MOTOR VEHICLE FUEL	1,750.00	1,750.00	586.17	3,007.64	3,007.64	-1,257.64
100-4003-522306	JANITORIAL	1,850.00	1,850.00	0.00	737.46	737.46	1,112.54
100-4003-522312	BUILDING	9,200.00	9,200.00	0.00	3,578.00	3,578.00	5,622.00
100-4003-523302	MACHINES & EQUIPMENT	0.00	0.00	0.00	179.00	179.00	-179.00
ExpType: 52 - Supplies, Materials and Small Equipment Total:		84,650.00	84,650.00	8,273.95	34,375.36	34,571.36	50,078.64
ExpType: 55 - Non-Dept - Other							
100-4003-551421	PURCHASES FOR RESALE	12,000.00	12,000.00	592.26	6,366.88	6,896.88	5,103.12
ExpType: 55 - Non-Dept - Other Total:		12,000.00	12,000.00	592.26	6,366.88	6,896.88	5,103.12
ExpType: 60 - Capital Outlay							
100-4003-605500	MACHINES & EQUIPMENT	9,000.00	9,000.00	0.00	24,527.39	24,527.39	-15,527.39
100-4003-607500	OFFICE FURNITURE	14,100.00	14,100.00	0.00	15,709.16	15,709.16	-1,609.16
ExpType: 60 - Capital Outlay Total:		23,100.00	23,100.00	0.00	40,236.55	40,236.55	-17,136.55
ExpType: 68 - Other Debt Capital Outlay							
100-4003-685200	EQUIPMENT & FIXTURES PROCEEDING ...	20,000.00	20,000.00	0.00	0.00	0.00	20,000.00
ExpType: 68 - Other Debt Capital Outlay Total:		20,000.00	20,000.00	0.00	0.00	0.00	20,000.00
Division: 4003 - World Birding Center Total:		764,685.00	764,685.00	58,009.04	417,922.49	441,928.49	322,756.51
Division: 4004 - Bldg Maint							
ExpType: 50 - Personnel Services							
100-4004-501099	SALARIES-ARPA COLA 3%	27,007.00	27,007.00	0.00	0.00	0.00	27,007.00
100-4004-501100	SALARIES	1,013,210.00	1,013,210.00	71,955.95	558,967.15	558,967.15	454,242.85
100-4004-501101	LONGEVITY	67,027.00	67,027.00	3,801.00	29,232.00	29,232.00	37,795.00
100-4004-501102	OVERTIME	50,000.00	50,000.00	6,359.61	33,126.68	33,126.68	16,873.32
100-4004-501110	PART-TIME WAGES	12,425.00	12,425.00	948.48	6,539.52	6,539.52	5,885.48
100-4004-502100	TAXES	89,077.00	89,077.00	6,280.89	47,364.03	47,364.03	41,712.97
100-4004-502101	RETIREMENT	165,266.00	165,266.00	12,284.16	92,434.87	92,434.87	72,831.13
100-4004-502102	GROUP INSURANCE	229,586.00	229,586.00	21,260.36	132,744.05	132,744.05	96,841.95

Unaudited Income Statement - Expenses

For Fiscal: 2022-2023 Period Ending: 04/30/2023

		Original Total Budget	Current Total Budget	MTD Activity	YTD Activity	YTD Activity + Encumbrances	Budget Remaining
100-4004-502103	DISABILITY INSURANCE	2,870.00	2,870.00	213.67	1,616.09	1,616.09	1,253.91
100-4004-502104	WORKERS COMPENSATION INS	61,810.00	61,810.00	0.00	26,499.00	26,499.00	35,311.00
ExpType: 50 - Personnel Services Total:		1,718,278.00	1,718,278.00	123,104.12	928,523.39	928,523.39	789,754.61
ExpType: 51 - Contractual and Maintenance Services							
100-4004-511200	PROFESSIONAL SERVICES	1,000.00	1,000.00	0.00	0.00	0.00	1,000.00
100-4004-512210	COMMUNICATIONS SERVICE AGREEME...	3,300.00	3,300.00	286.52	1,264.33	1,264.33	2,035.67
100-4004-512220	UTILITIES	700,000.00	700,000.00	50,888.16	328,916.76	328,916.76	371,083.24
100-4004-512240	RENTS & CONTRACTUALS	40,000.00	40,000.00	17,279.58	48,996.23	58,680.23	-18,680.23
100-4004-513200	TRAVEL, TRAINING, MEETINGS	2,000.00	2,000.00	0.00	0.00	0.00	2,000.00
100-4004-513210	MEMBERSHIP DUES, SUBSCR	100.00	100.00	0.00	45.00	45.00	55.00
100-4004-513300	MOTOR VEHICLES - MAINTENANCE	14,000.00	14,000.00	140.00	4,675.99	4,675.99	9,324.01
100-4004-513301	OFFICE MAINTENANCE & CONTRACTUAL..	1,500.00	1,500.00	49.97	249.22	249.22	1,250.78
100-4004-513302	MACHINES & EQUIPMENT	5,500.00	5,500.00	163.90	2,983.61	2,983.61	2,516.39
100-4004-513306	BUILDINGS & STRUCTURES	160,000.00	293,589.08	2,124.26	155,434.23	158,843.31	134,745.77
100-4004-513310	AIR CONDITIONING UNITS	100,000.00	100,000.00	1,963.50	80,417.16	80,417.16	19,582.84
ExpType: 51 - Contractual and Maintenance Services Total:		1,027,400.00	1,160,989.08	72,895.89	622,982.53	636,075.61	524,913.47
ExpType: 52 - Supplies, Materials and Small Equipment							
100-4004-521300	OFFICE SUPPLIES	800.00	800.00	63.28	569.91	569.91	230.09
100-4004-522300	WEARING APPAREL	20,000.00	20,000.00	830.59	9,032.73	12,889.99	7,110.01
100-4004-522301	TOOLS	2,000.00	2,000.00	0.00	1,005.18	1,005.18	994.82
100-4004-522305	MOTOR VEHICLE FUEL	30,000.00	30,000.00	1,499.81	8,934.40	8,934.40	21,065.60
100-4004-522306	JANITORIAL	100,000.00	100,000.00	5,679.98	65,653.67	65,653.67	34,346.33
100-4004-522312	BUILDING	53,000.00	53,000.00	1,181.52	26,339.01	26,339.01	26,660.99
100-4004-522316	MOTOR VEHICLES - SUPPLIES	8,000.00	8,000.00	0.00	2,017.31	2,017.31	5,982.69
ExpType: 52 - Supplies, Materials and Small Equipment Total:		213,800.00	213,800.00	9,255.18	113,552.21	117,409.47	96,390.53
ExpType: 60 - Capital Outlay							
100-4004-603500	BUILDING AND STRUCTURES	0.00	134,058.11	0.00	134,058.11	134,058.11	0.00
ExpType: 60 - Capital Outlay Total:		0.00	134,058.11	0.00	134,058.11	134,058.11	0.00
ExpType: 68 - Other Debt Capital Outlay							
100-4004-685200	EQUIPMENT & FIXTURES PROCEEDING ...	600,000.00	600,000.00	0.00	0.00	0.00	600,000.00
ExpType: 68 - Other Debt Capital Outlay Total:		600,000.00	600,000.00	0.00	0.00	0.00	600,000.00
Division: 4004 - Bldg Maint Total:		3,559,478.00	3,827,125.19	205,255.19	1,799,116.24	1,816,066.58	2,011,058.61
Division: 4100 - Library							
ExpType: 50 - Personnel Services							
100-4100-501099	SALARIES-ARPA COLA 3%	35,806.00	35,806.00	0.00	0.00	0.00	35,806.00
100-4100-501100	SALARIES	1,313,093.00	1,313,093.00	91,255.85	649,956.12	649,956.12	663,136.88
100-4100-501101	LONGEVITY	38,534.00	38,534.00	2,870.00	19,831.00	19,831.00	18,703.00
100-4100-501102	OVERTIME	20,000.00	20,000.00	3,096.94	13,779.31	13,779.31	6,220.69
100-4100-501106	VEHICLE ALLOWANCE	4,200.00	4,200.00	323.08	2,261.56	2,261.56	1,938.44
100-4100-502100	TAXES	109,699.00	109,699.00	7,304.82	51,514.61	51,514.61	58,184.39
100-4100-502101	RETIREMENT	205,340.00	205,340.00	14,417.27	100,695.47	100,695.47	104,644.53
100-4100-502102	GROUP INSURANCE	244,746.00	244,746.00	19,604.90	129,430.50	129,430.50	115,315.50
100-4100-502103	DISABILITY INSURANCE	3,617.00	3,617.00	253.62	1,779.40	1,779.40	1,837.60
100-4100-502104	WORKERS COMPENSATION INS	7,516.00	7,516.00	0.00	5,172.00	5,172.00	2,344.00
ExpType: 50 - Personnel Services Total:		1,982,551.00	1,982,551.00	139,126.48	974,419.97	974,419.97	1,008,131.03
ExpType: 51 - Contractual and Maintenance Services							
100-4100-511200	PROFESSIONAL SERVICES	316,750.00	316,750.00	42,894.00	168,547.25	177,405.25	139,344.75
100-4100-512210	COMMUNICATIONS SERVICE AGREEME...	22,610.00	22,610.00	1,567.26	8,691.64	9,010.24	13,599.76
100-4100-512230	PRINTING	2,000.00	2,000.00	473.65	1,223.65	1,223.65	776.35
100-4100-512240	RENTS & CONTRACTUALS	21,180.00	21,180.00	1,022.99	9,261.90	44,437.27	-23,257.27
100-4100-513200	TRAVEL, TRAINING, MEETINGS	26,500.00	26,500.00	320.00	6,646.99	6,646.99	19,853.01
100-4100-513210	MEMBERSHIP DUES, SUBSCR	10,990.00	10,990.00	3,387.99	7,802.47	7,802.47	3,187.53
100-4100-513300	MOTOR VEHICLES - MAINTENANCE	3,000.00	3,000.00	0.00	1,000.26	1,000.26	1,999.74
100-4100-513301	OFFICE MAINTENANCE & CONTRACTUAL..	20,400.00	20,400.00	0.00	1,809.93	1,809.93	18,590.07
100-4100-513302	MACHINES & EQUIPMENT MAINT	6,000.00	6,000.00	0.00	3,440.00	3,440.00	2,560.00
100-4100-513306	BUILDINGS & STRUCTURES	7,000.00	7,000.00	0.00	159.93	159.93	6,840.07
ExpType: 51 - Contractual and Maintenance Services Total:		436,430.00	436,430.00	49,665.89	208,584.02	252,935.99	183,494.01

Unaudited Income Statement - Expenses

For Fiscal: 2022-2023 Period Ending: 04/30/2023

		Original Total Budget	Current Total Budget	MTD Activity	YTD Activity	YTD Activity + Encumbrances	Budget Remaining
ExpType: 52 - Supplies, Materials and Small Equipment							
100-4100-521300	OFFICE SUPPLIES	25,000.00	25,000.00	4,556.27	17,853.18	20,665.51	4,334.49
100-4100-522300	WEARING APPAREL	3,000.00	3,000.00	0.00	1,662.00	1,662.00	1,338.00
100-4100-522304	FOOD	3,500.00	3,500.00	748.58	4,193.78	4,193.78	-693.78
100-4100-522305	MOTOR VEHICLE FUEL	2,700.00	2,700.00	110.66	1,165.85	1,165.85	1,534.15
100-4100-522306	JANITORIAL	3,000.00	3,000.00	0.00	908.04	908.04	2,091.96
100-4100-522308	OFFICE HARDWARE AND RELATED SOF...	32,598.00	32,598.00	0.00	0.00	17,888.74	14,709.26
100-4100-523390	OTHER MATERIALS	114,005.00	114,005.00	5,548.52	60,221.55	61,018.47	52,986.53
ExpType: 52 - Supplies, Materials and Small Equipment Total:		183,803.00	183,803.00	10,964.03	86,004.40	107,502.39	76,300.61
ExpType: 55 - Non-Dept - Other							
100-4100-551421	PURCHASES FOR RESALE	20,000.00	20,000.00	2,556.59	17,818.63	17,818.63	2,181.37
ExpType: 55 - Non-Dept - Other Total:		20,000.00	20,000.00	2,556.59	17,818.63	17,818.63	2,181.37
ExpType: 60 - Capital Outlay							
100-4100-605590	OTHER CAPITAL OUTLAY	0.00	101,990.00	0.00	65,300.00	101,990.00	0.00
ExpType: 60 - Capital Outlay Total:		0.00	101,990.00	0.00	65,300.00	101,990.00	0.00
Division: 4100 - Library Total:		2,622,784.00	2,724,774.00	202,312.99	1,352,127.02	1,454,666.98	1,270,107.02
Division: 5000 - Grants Administration							
ExpType: 50 - Personnel Services							
100-5000-501099	SALARIES-ARPA COLA 3%	12,145.00	12,145.00	0.00	0.00	0.00	12,145.00
100-5000-501100	SALARIES	330,144.01	330,144.01	25,808.70	181,219.50	181,219.50	148,924.51
100-5000-501101	LONGEVITY	10,404.00	10,404.00	406.00	2,702.00	2,702.00	7,702.00
100-5000-501106	VEHICLE ALLOWANCE	4,200.00	4,200.00	323.08	2,261.56	2,261.56	1,938.44
100-5000-502100	TAXES	27,843.00	27,843.00	1,981.09	13,960.17	13,960.17	13,882.83
100-5000-502101	RETIREMENT	52,642.00	52,642.00	3,922.30	27,399.35	27,399.35	25,242.65
100-5000-502102	GROUP INSURANCE	35,508.00	35,508.00	2,614.19	17,142.50	17,142.50	18,365.50
100-5000-502103	DISABILITY INSURANCE	927.00	927.00	68.99	484.08	484.08	442.92
100-5000-502104	WORKERS COMPENSATION INS	1,464.00	1,464.00	0.00	814.00	814.00	650.00
ExpType: 50 - Personnel Services Total:		475,277.01	475,277.01	35,124.35	245,983.16	245,983.16	229,293.85
ExpType: 51 - Contractual and Maintenance Services							
100-5000-511200	PROFESSIONAL SERVICES	900.00	900.00	0.00	1,546.10	1,546.10	-646.10
100-5000-511202	AUDIT	900.00	900.00	0.00	0.00	0.00	900.00
100-5000-512210	COMMUNICATIONS SERVICE AGREEME...	5,888.00	5,888.00	276.48	1,661.40	1,661.40	4,226.60
100-5000-512230	PRINTING	1,000.00	1,000.00	0.00	134.19	134.19	865.81
100-5000-512240	RENTS & CONTRACTUALS	0.00	0.00	57.12	700.84	4,996.84	-4,996.84
100-5000-512241	RENTS & CONTRACTUALS - IT	1,300.00	1,300.00	0.00	130.60	130.60	1,169.40
100-5000-513200	TRAVEL, TRAINING, MEETINGS	9,400.00	9,400.00	0.00	2,195.16	2,195.16	7,204.84
100-5000-513210	MEMBERSHIP DUES, SUBSCR	16,320.00	16,320.00	0.00	1,077.00	1,077.00	15,243.00
100-5000-513300	MOTOR VEHICLES - MAINTENANCE	500.00	500.00	39.55	361.30	361.30	138.70
ExpType: 51 - Contractual and Maintenance Services Total:		36,208.00	36,208.00	373.15	7,806.59	12,102.59	24,105.41
ExpType: 52 - Supplies, Materials and Small Equipment							
100-5000-521300	OFFICE SUPPLIES	1,500.00	1,500.00	72.40	813.72	813.72	686.28
100-5000-521301	OFFICE SUPPLIES - IT	800.00	800.00	0.00	0.00	0.00	800.00
100-5000-522205	MARKETING AND ADVERTISING	1,000.00	1,000.00	0.00	0.00	0.00	1,000.00
100-5000-522300	WEARING APPAREL	600.00	600.00	0.00	0.00	0.00	600.00
100-5000-522304	FOOD	600.00	600.00	34.62	298.07	298.07	301.93
100-5000-522305	MOTOR VEHICLE FUEL	600.00	600.00	0.00	0.00	0.00	600.00
100-5000-522311	COMMUNICATIONS SUPPLIES	1,000.00	1,000.00	0.00	0.00	0.00	1,000.00
ExpType: 52 - Supplies, Materials and Small Equipment Total:		6,100.00	6,100.00	107.02	1,111.79	1,111.79	4,988.21
Division: 5000 - Grants Administration Total:		517,585.01	517,585.01	35,604.52	254,901.54	259,197.54	258,387.47
Division: 5900 - Building Safety							
ExpType: 50 - Personnel Services							
100-5900-501099	SALARIES-ARPA COLA 3%	39,867.00	39,867.00	0.00	0.00	0.00	39,867.00
100-5900-501100	SALARIES	1,493,934.00	1,493,934.00	106,514.91	697,952.70	697,952.70	795,981.30
100-5900-501101	LONGEVITY	32,645.00	32,645.00	2,233.00	15,197.00	15,197.00	17,448.00
100-5900-501102	OVERTIME	12,000.00	12,000.00	681.83	5,853.14	5,853.14	6,146.86
100-5900-501104	CERTIFICATION PAY	69,000.00	69,000.00	2,807.60	17,807.10	17,807.10	51,192.90
100-5900-501106	VEHICLE ALLOWANCE	4,200.00	4,200.00	323.08	2,261.56	2,261.56	1,938.44

Unaudited Income Statement - Expenses

For Fiscal: 2022-2023 Period Ending: 04/30/2023

		Original Total Budget	Current Total Budget	MTD Activity	YTD Activity	YTD Activity + Encumbrances	Budget Remaining
100-5900-502100	TAXES	123,576.00	123,576.00	8,322.60	54,888.45	54,888.45	68,687.55
100-5900-502101	RETIREMENT	231,739.00	231,739.00	16,651.98	111,629.12	111,629.12	120,109.88
100-5900-502102	GROUP INSURANCE	235,504.00	235,504.00	21,281.48	130,833.34	130,833.34	104,670.66
100-5900-502103	DISABILITY INSURANCE	4,084.00	4,084.00	292.92	1,922.68	1,922.68	2,161.32
100-5900-502104	WORKERS COMPENSATION INS	11,588.00	11,588.00	0.00	6,928.00	6,928.00	4,660.00
ExpType: 50 - Personnel Services Total:		2,258,137.00	2,258,137.00	159,109.40	1,045,273.09	1,045,273.09	1,212,863.91
ExpType: 51 - Contractual and Maintenance Services							
100-5900-511203	CONSULTANT	4,000.00	4,000.00	0.00	0.00	0.00	4,000.00
100-5900-512210	COMMUNICATIONS SERVICE AGREEME...	44,200.00	44,200.00	2,538.78	18,389.79	27,365.79	16,834.21
100-5900-512230	PRINTING	6,500.00	6,500.00	637.57	3,801.20	3,801.20	2,698.80
100-5900-513200	TRAVEL, TRAINING, MEETINGS	30,000.00	30,000.00	1,575.00	12,238.97	12,238.97	17,761.03
100-5900-513210	MEMBERSHIP DUES, SUBSCR	3,000.00	3,000.00	50.00	50.00	50.00	2,950.00
100-5900-513300	MOTOR VEHICLES - MAINTENANCE	8,000.00	8,000.00	1,177.83	3,675.64	3,675.64	4,324.36
100-5900-513301	OFFICE MAINTENANCE & CONTRACTUAL...	107,940.00	107,940.00	0.00	107,016.77	107,016.77	923.23
100-5900-513309	CLEANING, MOWING & DEMOLITION M...	80,000.00	80,000.00	4,187.00	34,032.50	34,032.50	45,967.50
ExpType: 51 - Contractual and Maintenance Services Total:		283,640.00	283,640.00	10,166.18	179,204.87	188,180.87	95,459.13
ExpType: 52 - Supplies, Materials and Small Equipment							
100-5900-521300	OFFICE SUPPLIES	11,000.00	11,000.00	990.64	5,678.99	5,678.99	5,321.01
100-5900-522205	MARKETING AND ADVERTISING	1,000.00	1,000.00	0.00	200.00	200.00	800.00
100-5900-522300	WEARING APPAREL	20,200.00	20,200.00	305.95	9,048.22	9,048.22	11,151.78
100-5900-522301	TOOLS	2,500.00	2,500.00	207.95	1,997.33	1,997.33	502.67
100-5900-522304	FOOD	1,709.00	1,709.00	134.82	447.58	447.58	1,261.42
100-5900-522305	MOTOR VEHICLE FUEL	42,000.00	42,000.00	2,377.33	11,987.14	11,987.14	30,012.86
100-5900-522308	OFFICE HARDWARE AND RELATED SOF...	0.00	0.00	0.00	1,125.73	1,125.73	-1,125.73
100-5900-522316	MOTOR VEHICLES - SUPPLIES	2,000.00	2,000.00	45.99	581.45	581.45	1,418.55
ExpType: 52 - Supplies, Materials and Small Equipment Total:		80,409.00	80,409.00	4,062.68	31,066.44	31,066.44	49,342.56
ExpType: 60 - Capital Outlay							
100-5900-606500	MOTOR VEHICLES	0.00	27,273.05	0.00	0.00	27,273.05	0.00
ExpType: 60 - Capital Outlay Total:		0.00	27,273.05	0.00	0.00	27,273.05	0.00
ExpType: 68 - Other Debt Capital Outlay							
100-5900-686200	VEHICLES PROCEEDING FROM OTHER D...	245,000.00	245,000.00	0.00	0.00	0.00	245,000.00
ExpType: 68 - Other Debt Capital Outlay Total:		245,000.00	245,000.00	0.00	0.00	0.00	245,000.00
Division: 5900 - Building Safety Total:		2,867,186.00	2,894,459.05	173,338.26	1,255,544.40	1,291,793.45	1,602,665.60
Division: 8000 - EEDC Administration							
ExpType: 50 - Personnel Services							
100-8000-502100	TAXES	0.00	0.00	0.00	9.00	9.00	-9.00
100-8000-502104	WORKERS COMPENSATION INS	0.00	0.00	0.00	460.00	460.00	-460.00
ExpType: 50 - Personnel Services Total:		0.00	0.00	0.00	469.00	469.00	-469.00
ExpType: 51 - Contractual and Maintenance Services							
100-8000-511230	ARCHITECT & ENGINEERING	0.00	10,150.00	0.00	0.00	10,150.00	0.00
100-8000-512210	COMMUNICATIONS SERVICES AGREEM...	0.00	0.00	0.00	241.35	241.35	-241.35
ExpType: 51 - Contractual and Maintenance Services Total:		0.00	10,150.00	0.00	241.35	10,391.35	-241.35
Division: 8000 - EEDC Administration Total:		0.00	10,150.00	0.00	710.35	10,860.35	-710.35
Division: 9500 - Non-Departmental							
ExpType: 51 - Contractual and Maintenance Services							
100-9500-511202	AUDIT	20,000.00	20,000.00	0.00	0.00	0.00	20,000.00
100-9500-513230	CREDIT CARD MERCHANT CHARGES	65,000.00	65,000.00	119.65	20,781.95	20,781.95	44,218.05
100-9500-514005	CONTR/INCENTIVE-CHAMBER OF COM...	160,000.00	194,260.00	13,333.37	93,333.59	194,260.00	0.00
100-9500-514007	CONTR/INCENTIVE-MUSEUM OF SO TX	160,000.00	160,000.00	13,334.00	93,334.00	160,000.00	0.00
100-9500-514009	CONTR/INCENTIVE-UTRGV MEDICAL SC...	1,000,000.00	1,000,000.00	0.00	0.00	0.00	1,000,000.00
100-9500-514010	STATE OF THE CITY ADDRESS	30,000.00	30,000.00	0.00	29,280.00	29,280.00	720.00
100-9500-514011	CONTR/INCENTIVE-VIPERS ARENA	1,210,770.00	1,210,770.00	554,841.23	554,841.23	554,841.23	655,928.77
100-9500-514021	CONTR/INCENTIVE-HUMANE SOCIETY	592,500.00	592,500.00	0.00	1,145,787.00	1,199,787.00	-607,287.00
100-9500-514023	CONTR/INCENTIVE-SOUTH TX HEALTH S...	1,000,000.00	1,000,000.00	0.00	0.00	0.00	1,000,000.00
100-9500-514027	CONTR/INCENTIVE TRENTON ROAD	898,912.00	898,912.00	0.00	0.00	0.00	898,912.00

Unaudited Income Statement - Expenses

For Fiscal: 2022-2023 Period Ending: 04/30/2023

		Original Total Budget	Current Total Budget	MTD Activity	YTD Activity	YTD Activity + Encumbrances	Budget Remaining
100-9500-514028	CONTR/INCENTIVE-EDINBURG 2040 RE...	500,000.00	500,000.00	0.00	0.00	0.00	500,000.00
ExpType: 51 - Contractual and Maintenance Services Total:		5,637,182.00	5,671,442.00	581,628.25	1,937,357.77	2,158,950.18	3,512,491.82
ExpType: 55 - Non-Dept - Other							
100-9500-522502	PD-LRGVDC-911 DISPATCH CENTER TRA...	0.00	0.00	1,278.03	1,927.93	1,927.93	-1,927.93
100-9500-551400	ELECTION EXPENSES	15,000.00	15,000.00	0.00	0.00	0.00	15,000.00
100-9500-551401	FLAT RATE ASSESSMENT	6,000.00	6,000.00	0.00	5,910.65	5,910.65	89.35
100-9500-551402	GENERAL INSURANCE	800,000.00	800,000.00	0.00	924,344.62	924,344.62	-124,344.62
100-9500-551404	CNTY APPRAISAL SERVICE	350,000.00	350,000.00	0.00	292,910.00	292,910.00	57,090.00
100-9500-551405	SPECIAL PROJECTS	20,000.00	36,550.00	16,550.00	16,550.00	16,550.00	20,000.00
100-9500-551406	PROPERTY TAX COLLECTION SERVICE	80,000.00	80,000.00	6,773.56	62,714.06	62,714.06	17,285.94
100-9500-552207	CONTRIBUTIONS OTHER	0.00	0.00	0.00	11,000.00	11,000.00	-11,000.00
ExpType: 55 - Non-Dept - Other Total:		1,271,000.00	1,287,550.00	24,601.59	1,315,357.26	1,315,357.26	-27,807.26
ExpType: 70 - Debt Service							
100-9500-701732	LEASES PAYABLE PRINCIPAL	579,000.00	579,000.00	0.00	0.00	0.00	579,000.00
100-9500-701750	LEASES PAYABLE PRINCIPAL	3,066,043.00	3,066,043.00	296,992.71	2,000,543.15	2,000,543.15	1,065,499.85
100-9500-702731	LEASES PAYABLE INTEREST	231,232.00	231,232.00	19,760.55	143,900.88	143,900.88	87,331.12
100-9500-702732	LEASES PAYABLE INTEREST	43,600.00	43,600.00	0.00	0.00	0.00	43,600.00
ExpType: 70 - Debt Service Total:		3,919,875.00	3,919,875.00	316,753.26	2,144,444.03	2,144,444.03	1,775,430.97
ExpType: 90 - Transfers Out							
100-9500-900137	TRANSFER OUT CAPITAL PROJECTS FUN...	750,000.00	750,000.00	0.00	0.00	0.00	750,000.00
100-9500-900401	TRANSFER OUT TIRZ #1	880,550.00	880,550.00	0.00	0.00	0.00	880,550.00
100-9500-900402	TRANSFER OUT TIRZ #4	330,220.00	330,220.00	0.00	0.00	0.00	330,220.00
100-9500-900441	TRANSFER OUT BOYS & GIRLS CLUB	400,000.00	400,000.00	0.00	0.00	0.00	400,000.00
ExpType: 90 - Transfers Out Total:		2,360,770.00	2,360,770.00	0.00	0.00	0.00	2,360,770.00
Division: 9500 - Non-Departmental Total:		13,188,827.00	13,239,637.00	922,983.10	5,397,159.06	5,618,751.47	7,620,885.53
Expense Total:		94,848,347.97	98,382,322.70	6,285,790.30	44,782,930.81	47,738,148.83	50,644,173.87
Fund: 100 - GENERAL FUND Total:		94,848,347.97	98,382,322.70	6,285,790.30	44,782,930.81	47,738,148.83	50,644,173.87
Fund: 113 - HOTEL OCCUPANCY TAX FUND							
Expense							
Division: 9500 - Non-Departmental							
ExpType: 50 - Personnel Services							
113-9500-551573	LINEN SERVICES	1,500.00	1,500.00	0.00	0.00	0.00	1,500.00
ExpType: 50 - Personnel Services Total:		1,500.00	1,500.00	0.00	0.00	0.00	1,500.00
ExpType: 51 - Contractual and Maintenance Services							
113-9500-512230	PRINTING SERVICES	3,000.00	3,000.00	0.00	2,516.40	2,516.40	483.60
ExpType: 51 - Contractual and Maintenance Services Total:		3,000.00	3,000.00	0.00	2,516.40	2,516.40	483.60
ExpType: 55 - Non-Dept - Other							
113-9500-551310	ART EXHIBITS/RECEPTIONS	2,000.00	2,000.00	0.00	242.01	242.01	1,757.99
113-9500-551311	FINE ARTS INSURANCE	1,000.00	1,000.00	0.00	800.00	800.00	200.00
113-9500-551313	CULTURAL FESTIVALS & EVENTS	8,000.00	8,000.00	1,212.06	4,341.06	4,341.06	3,658.94
113-9500-551317	CITY EVENTS	17,150.00	17,150.00	645.03	27,356.33	27,356.33	-10,206.33
113-9500-551318	CITY FESTIVALS	7,000.00	7,000.00	2,200.00	4,830.00	4,830.00	2,170.00
113-9500-551418	OTHER PROMOTIONAL EXPENSES	0.00	0.00	0.00	2,853.42	2,853.42	-2,853.42
113-9500-551564	EVENT RENTALS	20,000.00	20,000.00	0.00	16,999.50	16,999.50	3,000.50
113-9500-551565	MAIN ENTRANCE EQUIPMENT RENTAL	25,000.00	25,000.00	17,286.33	17,286.33	17,286.33	7,713.67
113-9500-551566	PRODUCTION RENTAL	23,000.00	23,000.00	0.00	450.00	450.00	22,550.00
113-9500-551567	TABLE/CHAIR RENTALS	4,500.00	4,500.00	600.00	1,627.50	1,627.50	2,872.50
113-9500-551568	TENT RENTALS	2,000.00	2,000.00	0.00	0.00	0.00	2,000.00
113-9500-551569	PORTABLE RESTROOMS	2,000.00	2,000.00	1,390.00	2,212.75	2,212.75	-212.75
113-9500-551570	STORAGE UNITS	5,670.00	5,670.00	0.00	2,480.00	2,480.00	3,190.00
113-9500-551571	DRY CLEANING OF LINENS	1,000.00	1,000.00	86.25	461.35	461.35	538.65
113-9500-551572	TENTS, FLOAT DECORATIONS, SPECIAL ...	32,500.00	32,500.00	838.74	25,381.48	25,381.48	7,118.52
ExpType: 55 - Non-Dept - Other Total:		150,820.00	150,820.00	24,258.41	107,321.73	107,321.73	43,498.27
ExpType: 60 - Capital Outlay							
113-9500-605510	AMPHITHEATER EQUIPMENT	30,000.00	30,000.00	1,824.00	5,049.50	15,593.49	14,406.51
ExpType: 60 - Capital Outlay Total:		30,000.00	30,000.00	1,824.00	5,049.50	15,593.49	14,406.51

Unaudited Income Statement - Expenses

For Fiscal: 2022-2023 Period Ending: 04/30/2023

		Original Total Budget	Current Total Budget	MTD Activity	YTD Activity	YTD Activity + Encumbrances	Budget Remaining
ExpType: 80 - Grants Incentives							
113-9500-800405	EDINBURG CONVENTION & VISITOR'S	0.00	0.00	17,916.63	128,259.23	217,842.82	-217,842.82
113-9500-800406	HOMETOWN OF HEROES BANNERS	10,000.00	10,000.00	0.00	0.00	0.00	10,000.00
113-9500-800407	UTRGV ATHLETICS	25,000.00	25,000.00	0.00	0.00	0.00	25,000.00
113-9500-800410	EDBG CHAMBER OF COMMERCE	215,000.00	215,000.00	0.00	0.00	0.00	215,000.00
113-9500-800411	MUSEUM OF SOUTH TEXAS	95,000.00	95,000.00	7,917.00	55,417.00	95,000.00	0.00
ExpType: 80 - Grants Incentives Total:		345,000.00	345,000.00	25,833.63	183,676.23	312,842.82	32,157.18
Division: 9500 - Non-Departmental Total:		530,320.00	530,320.00	51,916.04	298,563.86	438,274.44	92,045.56
Expense Total:		530,320.00	530,320.00	51,916.04	298,563.86	438,274.44	92,045.56
Fund: 113 - HOTEL OCCUPANCY TAX FUND Total:		530,320.00	530,320.00	51,916.04	298,563.86	438,274.44	92,045.56
Fund: 150 - DEBT SERVICE FUND							
Expense							
Division: 9500 - Non-Departmental							
ExpType: 70 - Debt Service							
150-9500-701700	BOND PRINCIPAL PAYMENT	0.00	0.00	0.00	4,398,084.24	4,398,084.24	-4,398,084.24
150-9500-702701	BOND INTEREST EXPENSE	0.00	0.00	0.00	1,738,152.96	1,738,152.96	-1,738,152.96
150-9500-703100	BOND FEES	0.00	0.00	1,500.00	6,500.00	6,500.00	-6,500.00
ExpType: 70 - Debt Service Total:		0.00	0.00	1,500.00	6,142,737.20	6,142,737.20	-6,142,737.20
Division: 9500 - Non-Departmental Total:		0.00	0.00	1,500.00	6,142,737.20	6,142,737.20	-6,142,737.20
Expense Total:		0.00	0.00	1,500.00	6,142,737.20	6,142,737.20	-6,142,737.20
Fund: 150 - DEBT SERVICE FUND Total:		0.00	0.00	1,500.00	6,142,737.20	6,142,737.20	-6,142,737.20
Fund: 200 - UTILITY FUND							
Expense							
Division: 0500 - Finance							
ExpType: 50 - Personnel Services							
200-0500-501099	SALARIES-ARPA COLA 3%	8,192.00	8,192.00	0.00	0.00	0.00	8,192.00
200-0500-501100	SALARIES	273,046.00	273,046.00	21,545.33	149,925.15	149,925.15	123,120.85
200-0500-501101	LONGEVITY	10,773.00	10,773.00	847.00	5,719.00	5,719.00	5,054.00
200-0500-502100	TAXES	23,059.00	23,059.00	1,651.86	11,503.06	11,503.06	11,555.94
200-0500-502101	RETIREMENT	43,091.00	43,091.00	3,309.60	22,903.42	22,903.42	20,187.58
200-0500-502102	GROUP INSURANCE	71,258.00	71,258.00	4,326.82	28,124.33	28,124.33	43,133.67
200-0500-502103	DISABILITY INSURANCE	759.00	759.00	58.20	404.62	404.62	354.38
200-0500-502104	WORKERS COMPENSATION INS	1,197.00	1,197.00	0.00	953.00	953.00	244.00
ExpType: 50 - Personnel Services Total:		431,375.00	431,375.00	31,738.81	219,532.58	219,532.58	211,842.42
ExpType: 51 - Contractual and Maintenance Services							
200-0500-512210	COMMUNICATIONS SERVICE AGREEME...	165,600.00	165,600.00	16,042.01	102,129.70	102,129.70	63,470.30
200-0500-512230	PRINTING	10,950.00	10,950.00	0.00	10,732.00	10,732.00	218.00
200-0500-512240	RENTS & CONTRACTUALS	13,380.00	13,380.00	2,885.25	7,270.50	10,155.75	3,224.25
200-0500-512241	RENTS & CONTRACTUALS - IT	64,500.00	64,500.00	-48.25	1,141.22	16,453.22	48,046.78
200-0500-513301	OFFICE MAINTENANCE & CONTRACTUAL..	0.00	330.00	0.00	330.00	330.00	0.00
ExpType: 51 - Contractual and Maintenance Services Total:		254,430.00	254,760.00	18,879.01	121,603.42	139,800.67	114,959.33
ExpType: 52 - Supplies, Materials and Small Equipment							
200-0500-521300	OFFICE SUPPLIES	7,030.00	7,030.00	54.77	3,521.40	3,521.40	3,508.60
200-0500-522300	WEARING APPAREL	2,000.00	2,000.00	0.00	0.00	0.00	2,000.00
200-0500-522308	OFFICE HARDWARE AND RELATED SOF...	5,500.00	7,603.10	1,053.00	3,438.85	3,438.85	4,164.25
ExpType: 52 - Supplies, Materials and Small Equipment Total:		14,530.00	16,633.10	1,107.77	6,960.25	6,960.25	9,672.85
Division: 0500 - Finance Total:		700,335.00	702,768.10	51,725.59	348,096.25	366,293.50	336,474.60
Division: 6000 - Utility Administration							
ExpType: 50 - Personnel Services							
200-6000-501099	SALARIES-ARPA COLA 3%	14,214.00	14,214.00	0.00	0.00	0.00	14,214.00
200-6000-501100	SALARIES	473,772.00	473,772.00	37,733.77	264,441.71	264,441.71	209,330.29
200-6000-501101	LONGEVITY	10,921.00	10,921.00	826.00	5,481.00	5,481.00	5,440.00
200-6000-501102	OVERTIME	1,000.00	1,000.00	44.44	650.06	650.06	349.94
200-6000-501106	VEHICLE ALLOWANCE	9,600.00	9,600.00	738.48	5,169.36	5,169.36	4,430.64
200-6000-502100	TAXES	39,712.00	39,712.00	2,906.79	20,463.17	20,463.17	19,248.83

Unaudited Income Statement - Expenses

For Fiscal: 2022-2023 Period Ending: 04/30/2023

		Original Total Budget	Current Total Budget	MTD Activity	YTD Activity	YTD Activity + Encumbrances	Budget Remaining
200-6000-502101	RETIREMENT	75,007.00	75,007.00	5,814.84	40,584.00	40,584.00	34,423.00
200-6000-502102	GROUP INSURANCE	63,882.00	63,882.00	6,615.16	43,753.20	43,753.20	20,128.80
200-6000-502103	DISABILITY INSURANCE	1,323.00	1,323.00	102.32	717.15	717.15	605.85
200-6000-502104	WORKERS COMPENSATION INS	3,521.00	3,521.00	0.00	1,790.00	1,790.00	1,731.00
ExpType: 50 - Personnel Services Total:		692,952.00	692,952.00	54,781.80	383,049.65	383,049.65	309,902.35
ExpType: 51 - Contractual and Maintenance Services							
200-6000-511200	PROFESSIONAL SERVICES	49,100.00	49,100.00	0.00	0.00	35,000.00	14,100.00
200-6000-512210	COMMUNICATIONS SERVICE AGREEME...	9,700.00	9,700.00	459.78	7,878.35	7,992.05	1,707.95
200-6000-512230	PRINTING	1,000.00	1,000.00	0.00	0.00	0.00	1,000.00
200-6000-513200	TRAVEL, TRAINING, MEETINGS	8,800.00	8,800.00	72.22	2,470.08	2,470.08	6,329.92
200-6000-513210	MEMBERSHIP DUES, SUBSCR	1,650.00	1,650.00	210.00	535.00	535.00	1,115.00
200-6000-513300	MOTOR VEHICLES - MAINTENANCE	2,010.00	2,010.00	15.00	74.72	74.72	1,935.28
ExpType: 51 - Contractual and Maintenance Services Total:		72,260.00	72,260.00	757.00	10,958.15	46,071.85	26,188.15
ExpType: 52 - Supplies, Materials and Small Equipment							
200-6000-521300	OFFICE SUPPLIES	2,300.00	2,300.00	13.33	1,437.25	1,437.25	862.75
200-6000-522300	WEARING APPAREL	2,280.00	2,280.00	0.00	762.00	762.00	1,518.00
200-6000-522303	RECREATION & EDUCATION	2,000.00	2,000.00	0.00	1,457.76	1,457.76	542.24
200-6000-522304	FOOD	500.00	500.00	315.00	487.91	487.91	12.09
200-6000-522305	MOTOR VEHICLE FUEL	800.00	800.00	0.00	25.84	25.84	774.16
200-6000-522308	OFFICE HARDWARE AND RELATED SOF...	9,050.00	9,050.00	0.00	0.00	0.00	9,050.00
200-6000-522316	MOTOR VEHICLES - SUPPLIES	600.00	600.00	0.00	0.00	0.00	600.00
ExpType: 52 - Supplies, Materials and Small Equipment Total:		17,530.00	17,530.00	328.33	4,170.76	4,170.76	13,359.24
ExpType: 60 - Capital Outlay							
200-6000-605590	OTHER CAPITAL OUTLAY	110,000.00	180,000.00	0.00	39,000.00	70,000.00	110,000.00
ExpType: 60 - Capital Outlay Total:		110,000.00	180,000.00	0.00	39,000.00	70,000.00	110,000.00
Division: 6000 - Utility Administration Total:		892,742.00	962,742.00	55,867.13	437,178.56	503,292.26	459,449.74
Division: 6100 - Water Plant							
ExpType: 50 - Personnel Services							
200-6100-501099	SALARIES-ARPA COLA 3%	22,674.00	22,674.00	0.00	0.00	0.00	22,674.00
200-6100-501100	SALARIES	794,327.00	794,327.00	59,776.32	416,510.78	416,510.78	377,816.22
200-6100-501101	LONGEVITY	21,143.00	21,143.00	1,512.00	10,535.00	10,535.00	10,608.00
200-6100-501102	OVERTIME	7,000.00	7,000.00	763.70	7,389.07	7,389.07	-389.07
200-6100-501104	CERTIFICATION PAY	77,600.00	77,600.00	8,746.02	51,975.92	51,975.92	25,624.08
200-6100-502100	TAXES	72,038.00	72,038.00	5,145.19	35,427.81	35,427.81	36,610.19
200-6100-502101	RETIREMENT	135,114.00	135,114.00	10,488.75	71,339.34	71,339.34	63,774.66
200-6100-502102	GROUP INSURANCE	162,066.00	162,066.00	15,867.22	102,526.28	102,526.28	59,539.72
200-6100-502103	DISABILITY INSURANCE	2,379.00	2,379.00	184.50	1,260.52	1,260.52	1,118.48
200-6100-502104	WORKERS COMPENSATION INS	40,934.00	40,934.00	0.00	15,709.00	15,709.00	25,225.00
ExpType: 50 - Personnel Services Total:		1,335,275.00	1,335,275.00	102,483.70	712,673.72	712,673.72	622,601.28
ExpType: 51 - Contractual and Maintenance Services							
200-6100-511200	PROFESSIONAL SERVICES	55,000.00	57,660.00	1,489.68	15,983.96	22,415.96	35,244.04
200-6100-512210	COMMUNICATIONS SERVICE AGREEME...	12,200.00	12,200.00	757.63	3,740.50	4,536.40	7,663.60
200-6100-512220	UTILITIES	501,600.00	501,600.00	39,298.43	247,100.63	247,100.63	254,499.37
200-6100-512240	RENTS & CONTRACTUALS	251,500.00	251,500.00	0.00	206,107.27	206,107.27	45,392.73
200-6100-513200	TRAVEL, TRAINING, MEETINGS	7,050.00	7,050.00	121.00	4,773.20	4,773.20	2,276.80
200-6100-513210	MEMBERSHIP DUES, SUBSCR	2,600.00	2,600.00	113.75	1,488.75	1,488.75	1,111.25
200-6100-513250	RAW WATER (FOR RESALE)	1,392,650.00	1,392,650.00	55,811.97	271,631.08	271,631.08	1,121,018.92
200-6100-513290	OTHER	80,000.00	80,000.00	0.00	76,116.18	76,116.18	3,883.82
200-6100-513300	MOTOR VEHICLES - MAINTENANCE	4,000.00	4,000.00	0.00	151.94	151.94	3,848.06
200-6100-513301	OFFICE MAINTENANCE & CONTRACTUAL..	2,000.00	2,000.00	0.00	917.66	917.66	1,082.34
200-6100-513302	MACHINES & EQUIPMENT	100,000.00	111,893.65	9,547.00	82,036.52	104,388.97	7,504.68
200-6100-513303	SIGNS & SIGNAL EQUIPMENT	700.00	700.00	0.00	30.00	30.00	670.00
200-6100-513306	BUILDINGS & STRUCTURES	50,400.00	50,400.00	60.00	22,621.87	22,621.87	27,778.13
200-6100-513310	AIR CONDITIONING UNITS	3,000.00	3,000.00	0.00	0.00	0.00	3,000.00
ExpType: 51 - Contractual and Maintenance Services Total:		2,462,700.00	2,477,253.65	107,199.46	932,699.56	962,279.91	1,514,973.74
ExpType: 52 - Supplies, Materials and Small Equipment							
200-6100-521300	OFFICE SUPPLIES	2,400.00	2,400.00	70.32	708.53	708.53	1,691.47

Unaudited Income Statement - Expenses
For Fiscal: 2022-2023 Period Ending: 04/30/2023

		Original Total Budget	Current Total Budget	MTD Activity	YTD Activity	YTD Activity + Encumbrances	Budget Remaining
200-6100-522300	WEARING APPAREL	10,000.00	10,000.00	545.32	4,767.47	5,982.66	4,017.34
200-6100-522301	TOOLS	4,000.00	4,000.00	0.00	28.47	28.47	3,971.53
200-6100-522303	RECREATION & EDUCATION	400.00	400.00	0.00	0.00	0.00	400.00
200-6100-522304	FOOD	400.00	400.00	0.00	0.00	0.00	400.00
200-6100-522305	MOTOR VEHICLE FUEL	45,000.00	45,000.00	2,461.65	14,919.36	18,667.30	26,332.70
200-6100-522306	JANITORIAL	4,000.00	4,000.00	52.31	1,192.06	1,192.06	2,807.94
200-6100-522307	CHEMICALS-MEDICAL & LAB	1,184,270.00	1,184,270.00	91,241.67	624,710.78	1,161,066.79	23,203.21
200-6100-522312	BUILDING	3,400.00	3,400.00	194.52	1,366.61	1,366.61	2,033.39
200-6100-522316	MOTOR VEHICLES - SUPPLIES	8,000.00	8,000.00	63.66	1,975.28	1,975.28	6,024.72
200-6100-523302	MACHINES & EQUIPMENT	100,000.00	108,412.23	1,513.63	26,107.38	45,278.57	63,133.66
ExpType: 52 - Supplies, Materials and Small Equipment Total:		1,361,870.00	1,370,282.23	96,143.08	675,775.94	1,236,266.27	134,015.96
ExpType: 60 - Capital Outlay							
200-6100-603500	BUILDING AND STRUCTURES	720,000.00	720,000.00	0.00	0.00	0.00	720,000.00
200-6100-605500	MACHINES & EQUIPMENT	0.00	225,389.00	0.00	213,313.50	239,189.00	-13,800.00
200-6100-605590	OTHER CAPITAL OUTLAY	7,500,000.00	7,500,000.00	0.00	0.00	0.00	7,500,000.00
ExpType: 60 - Capital Outlay Total:		8,220,000.00	8,445,389.00	0.00	213,313.50	239,189.00	8,206,200.00
ExpType: 68 - Other Debt Capital Outlay							
200-6100-685200	EQUIPMENT & FIXTURES PROCEEDING ...	287,000.00	287,000.00	0.00	0.00	0.00	287,000.00
ExpType: 68 - Other Debt Capital Outlay Total:		287,000.00	287,000.00	0.00	0.00	0.00	287,000.00
Division: 6100 - Water Plant Total:		13,666,845.00	13,915,199.88	305,826.24	2,534,462.72	3,150,408.90	10,764,790.98
Division: 6200 - Waste Water Treatment Plant							
ExpType: 50 - Personnel Services							
200-6200-501099	SALARIES-ARPA COLA 3%	28,432.00	28,432.00	0.00	0.00	0.00	28,432.00
200-6200-501100	SALARIES	1,328,029.00	1,328,029.00	82,928.24	559,584.39	559,584.39	768,444.61
200-6200-501101	LONGEVITY	28,976.00	28,976.00	2,219.00	16,317.00	16,317.00	12,659.00
200-6200-501102	OVERTIME	35,000.00	35,000.00	1,876.06	13,386.31	13,386.31	21,613.69
200-6200-501104	CERTIFICATION PAY	134,800.00	134,800.00	18,107.56	92,249.12	92,249.12	42,550.88
200-6200-502100	TAXES	119,806.00	119,806.00	7,919.52	51,229.97	51,229.97	68,576.03
200-6200-502101	RETIREMENT	224,320.00	224,320.00	15,569.86	100,172.00	100,172.00	124,148.00
200-6200-502102	GROUP INSURANCE	283,922.00	283,922.00	20,831.06	134,696.74	134,696.74	149,225.26
200-6200-502103	DISABILITY INSURANCE	3,946.00	3,946.00	273.90	1,769.87	1,769.87	2,176.13
200-6200-502104	WORKERS COMPENSATION INS	59,684.00	59,684.00	0.00	24,072.00	24,072.00	35,612.00
ExpType: 50 - Personnel Services Total:		2,246,915.00	2,246,915.00	149,725.20	993,477.40	993,477.40	1,253,437.60
ExpType: 51 - Contractual and Maintenance Services							
200-6200-511200	PROFESSIONAL SERVICES	26,800.00	28,900.00	4,090.00	7,547.00	19,817.00	9,083.00
200-6200-512210	COMMUNICATIONS SERVICE AGREEME...	35,740.00	35,740.00	6,410.90	34,235.93	36,055.13	-315.13
200-6200-512220	UTILITIES	600,000.00	600,000.00	55,931.84	320,659.27	320,659.27	279,340.73
200-6200-512240	RENTS & CONTRACTUALS	141,270.00	148,035.00	2,199.40	9,051.60	32,186.03	115,848.97
200-6200-513200	TRAVEL, TRAINING, MEETINGS	11,500.00	11,500.00	1,941.40	6,170.10	6,170.10	5,329.90
200-6200-513210	MEMBERSHIP DUES, SUBSCR	2,800.00	2,800.00	75.00	1,207.50	1,207.50	1,592.50
200-6200-513290	OTHER	80,000.00	80,000.00	2,051.00	76,177.30	76,177.30	3,822.70
200-6200-513300	MOTOR VEHICLES - MAINTENANCE	8,000.00	8,000.00	2,027.38	8,679.21	8,679.21	-679.21
200-6200-513301	OFFICE MAINTENANCE & CONTRACTUAL..	200.00	200.00	0.00	0.00	0.00	200.00
200-6200-513302	MACHINES & EQUIPMENT	121,500.00	128,266.98	4,912.40	152,084.73	183,124.40	-54,857.42
200-6200-513306	BUILDINGS & STRUCTURES	300.00	300.00	0.00	185.00	185.00	115.00
200-6200-513310	AIR CONDITIONING UNITS	3,000.00	3,000.00	0.00	4,208.50	10,408.50	-7,408.50
ExpType: 51 - Contractual and Maintenance Services Total:		1,031,110.00	1,046,741.98	79,639.32	620,206.14	694,669.44	352,072.54
ExpType: 52 - Supplies, Materials and Small Equipment							
200-6200-521300	OFFICE SUPPLIES	2,300.00	2,300.00	0.00	1,069.83	1,069.83	1,230.17
200-6200-522300	WEARING APPAREL	17,690.00	17,690.00	0.00	8,492.59	14,042.34	3,647.66
200-6200-522301	TOOLS	5,300.00	5,300.00	0.00	1,731.65	1,731.65	3,568.35
200-6200-522302	BOTANICAL & AGRICULTURAL	900.00	900.00	0.00	0.00	0.00	900.00
200-6200-522303	RECREATION & EDUCATION	100.00	100.00	0.00	0.00	0.00	100.00
200-6200-522304	FOOD	400.00	400.00	0.00	63.62	63.62	336.38
200-6200-522305	MOTOR VEHICLE FUEL	61,000.00	61,000.00	4,672.72	60,286.32	61,548.11	-548.11
200-6200-522306	JANITORIAL	1,100.00	1,100.00	240.91	1,160.87	1,160.87	-60.87
200-6200-522307	CHEMICALS-MEDICAL & LAB	200,000.00	200,000.00	11,214.53	45,396.35	92,624.64	107,375.36

Unaudited Income Statement - Expenses

For Fiscal: 2022-2023 Period Ending: 04/30/2023

		Original Total Budget	Current Total Budget	MTD Activity	YTD Activity	YTD Activity + Encumbrances	Budget Remaining
200-6200-522312	BUILDING	1,900.00	1,900.00	0.00	244.09	244.09	1,655.91
200-6200-522316	MOTOR VEHICLES - SUPPLIES	10,400.00	10,400.00	148.99	8,696.14	8,696.14	1,703.86
200-6200-523302	MACHINES & EQUIPMENT	94,440.00	96,749.70	777.66	113,918.98	148,322.12	-51,572.42
200-6200-523390	OTHER MATERIALS	55,000.00	55,000.00	32,648.28	36,038.54	36,038.54	18,961.46
ExpType: 52 - Supplies, Materials and Small Equipment Total:		450,530.00	452,839.70	49,703.09	277,098.98	365,541.95	87,297.75
ExpType: 60 - Capital Outlay							
200-6200-603500	BUILDING AND STRUCTURES	25,000.00	360,000.00	0.00	182,875.00	438,791.49	-78,791.49
200-6200-605500	MACHINES & EQUIPMENT	300,000.00	874,120.10	0.00	620,159.07	770,367.10	103,753.00
200-6200-605590	OTHER CAPITAL OUTLAY	600,000.00	600,000.00	0.00	0.00	0.00	600,000.00
ExpType: 60 - Capital Outlay Total:		925,000.00	1,834,120.10	0.00	803,034.07	1,209,158.59	624,961.51
ExpType: 68 - Other Debt Capital Outlay							
200-6200-683200	BUILDINGS/STRUCTURES PROCEEDING ...	75,000.00	75,000.00	0.00	0.00	0.00	75,000.00
200-6200-685200	EQUIPMENT & FIXTURES PROCEEDING ...	458,000.00	458,000.00	0.00	0.00	0.00	458,000.00
ExpType: 68 - Other Debt Capital Outlay Total:		533,000.00	533,000.00	0.00	0.00	0.00	533,000.00
Division: 6200 - Waste Water Treatment Plant Total:		5,186,555.00	6,113,616.78	279,067.61	2,693,816.59	3,262,847.38	2,850,769.40
Division: 6300 - Systems							
ExpType: 50 - Personnel Services							
200-6300-501099	SALARIES-ARPA COLA 3%	44,022.00	44,022.00	0.00	0.00	0.00	44,022.00
200-6300-501100	SALARIES	1,640,513.00	1,640,513.00	124,287.65	832,607.25	832,607.25	807,905.75
200-6300-501101	LONGEVITY	59,835.00	59,835.00	4,571.00	31,437.00	31,437.00	28,398.00
200-6300-501102	OVERTIME	50,000.00	50,000.00	2,986.83	32,887.37	32,887.37	17,112.63
200-6300-501104	CERTIFICATION PAY	130,500.00	130,500.00	12,692.02	83,405.86	83,405.86	47,094.14
200-6300-502100	TAXES	147,837.00	147,837.00	10,814.74	73,554.54	73,554.54	74,282.46
200-6300-502101	RETIREMENT	276,651.00	276,651.00	21,442.11	144,673.31	144,673.31	131,977.69
200-6300-502102	GROUP INSURANCE	343,102.00	343,102.00	31,489.96	197,053.34	197,053.34	146,048.66
200-6300-502103	DISABILITY INSURANCE	4,876.00	4,876.00	377.18	2,551.45	2,551.45	2,324.55
200-6300-502104	WORKERS COMPENSATION INS	89,339.00	89,339.00	0.00	35,278.00	35,278.00	54,061.00
ExpType: 50 - Personnel Services Total:		2,786,675.00	2,786,675.00	208,661.49	1,433,448.12	1,433,448.12	1,353,226.88
ExpType: 51 - Contractual and Maintenance Services							
200-6300-511200	PROFESSIONAL SERVICES	100,000.00	325,019.98	5,000.00	8,298.48	233,318.46	91,701.52
200-6300-512210	COMMUNICATIONS SERVICE AGREEME...	45,000.00	45,000.00	2,848.46	15,862.88	20,072.07	24,927.93
200-6300-512220	UTILITIES	200,000.00	200,000.00	8,179.02	78,802.37	78,802.37	121,197.63
200-6300-512240	RENTS & CONTRACTUALS	56,500.00	56,500.00	75.41	8,131.20	17,155.20	39,344.80
200-6300-513200	TRAVEL, TRAINING, MEETINGS	28,000.00	28,000.00	670.00	2,229.70	2,229.70	25,770.30
200-6300-513210	MEMBERSHIP DUES, SUBSCR	10,000.00	10,000.00	630.00	4,224.75	4,224.75	5,775.25
200-6300-513290	OTHER	56,000.00	56,000.00	0.00	0.00	0.00	56,000.00
200-6300-513300	MOTOR VEHICLES - MAINTENANCE	35,000.00	35,000.00	17.25	4,195.89	4,195.89	30,804.11
200-6300-513301	OFFICE MAINTENANCE & CONTRACTUAL..	10,000.00	10,000.00	0.00	0.00	0.00	10,000.00
200-6300-513302	MACHINES & EQUIPMENT	45,000.00	45,000.00	0.00	15,526.85	15,526.85	29,473.15
200-6300-513303	SIGNS & SIGNAL EQUIPMENT	8,300.00	8,300.00	0.00	541.65	541.65	7,758.35
200-6300-513304	SANITARY SEWER SYSTEM	250,000.00	250,000.00	2,835.92	9,854.20	25,767.07	224,232.93
200-6300-513306	BUILDINGS & STRUCTURES	1,000.00	1,000.00	0.00	350.00	350.00	650.00
200-6300-513307	WATER DISTRIBUTION SYST	324,290.00	387,684.90	5,321.31	274,448.11	426,209.22	-38,524.32
200-6300-513310	AIR CONDITIONING UNITS	1,000.00	1,000.00	0.00	475.00	475.00	525.00
ExpType: 51 - Contractual and Maintenance Services Total:		1,170,090.00	1,458,504.88	25,577.37	422,941.08	828,868.23	629,636.65
ExpType: 52 - Supplies, Materials and Small Equipment							
200-6300-521300	OFFICE SUPPLIES	3,300.00	3,300.00	49.35	1,343.57	1,343.57	1,956.43
200-6300-522300	WEARING APPAREL	28,000.00	28,000.00	334.31	13,756.37	20,334.08	7,665.92
200-6300-522301	TOOLS	10,000.00	10,000.00	758.85	9,109.82	9,109.82	890.18
200-6300-522303	RECREATION & EDUCATION	1,000.00	1,000.00	0.00	679.72	679.72	320.28
200-6300-522304	FOOD	1,000.00	1,000.00	87.84	134.26	134.26	865.74
200-6300-522305	MOTOR VEHICLE FUEL	95,000.00	95,000.00	10,574.53	64,397.42	64,397.42	30,602.58
200-6300-522306	JANITORIAL	1,400.00	1,400.00	35.09	392.75	392.75	1,007.25
200-6300-522307	CHEMICALS-MEDICAL & LAB	24,000.00	24,000.00	788.14	4,923.08	4,923.08	19,076.92
200-6300-522312	BUILDING	1,600.00	1,600.00	0.00	2,058.70	2,058.70	-458.70
200-6300-522315	STREETS AND ALLEYS	25,000.00	25,000.00	3,370.92	12,882.84	12,882.84	12,117.16
200-6300-522316	MOTOR VEHICLES - SUPPLIES	50,000.00	50,000.00	2,384.42	24,649.00	24,649.00	25,351.00

Unaudited Income Statement - Expenses

For Fiscal: 2022-2023 Period Ending: 04/30/2023

		Original Total Budget	Current Total Budget	MTD Activity	YTD Activity	YTD Activity + Encumbrances	Budget Remaining
200-6300-523302	MACHINES & EQUIPMENT	50,000.00	50,000.00	5,834.83	28,106.85	28,106.85	21,893.15
200-6300-525330	WATER METERS & BOXES	350,000.00	350,000.00	1,984.50	246,255.52	286,111.41	63,888.59
ExpType: 52 - Supplies, Materials and Small Equipment Total:		640,300.00	640,300.00	26,202.78	408,689.90	455,123.50	185,176.50
ExpType: 60 - Capital Outlay							
200-6300-602500	WATERLINES & FIRE HYDRANTS	5,700,000.00	5,700,000.00	0.00	0.00	0.00	5,700,000.00
200-6300-605500	MACHINES & EQUIPMENT	0.00	60,813.05	0.00	60,813.05	60,813.05	0.00
200-6300-605590	OTHER CAPITAL OUTLAY	5,655,000.00	5,657,188.75	0.00	0.00	2,188.75	5,655,000.00
ExpType: 60 - Capital Outlay Total:		11,355,000.00	11,418,001.80	0.00	60,813.05	63,001.80	11,355,000.00
ExpType: 68 - Other Debt Capital Outlay							
200-6300-685200	EQUIPMENT & FIXTURES PROCEEDING ...	3,300,000.00	3,300,000.00	0.00	0.00	0.00	3,300,000.00
ExpType: 68 - Other Debt Capital Outlay Total:		3,300,000.00	3,300,000.00	0.00	0.00	0.00	3,300,000.00
Division: 6300 - Systems Total:		19,252,065.00	19,603,481.68	260,441.64	2,325,892.15	2,780,441.65	16,823,040.03
Division: 9500 - Non-Departmental							
ExpType: 51 - Contractual and Maintenance Services							
200-9500-511202	AUDIT	20,000.00	20,000.00	0.00	0.00	0.00	20,000.00
200-9500-513230	CREDIT CARD MERCHANT CHARGES	500,000.00	500,000.00	59,916.59	236,747.59	236,747.59	263,252.41
ExpType: 51 - Contractual and Maintenance Services Total:		520,000.00	520,000.00	59,916.59	236,747.59	236,747.59	283,252.41
ExpType: 55 - Non-Dept - Other							
200-9500-551401	FLAT RATE ASSESSMENT	2,000.00	2,000.00	0.00	1,288.13	1,288.13	711.87
200-9500-551402	GENERAL INSURANCE	275,000.00	275,000.00	-60.00	257,757.34	257,757.34	17,242.66
200-9500-551408	ADM CHARGES SWSC	4,000.00	4,000.00	480.00	2,340.06	2,340.06	1,659.94
200-9500-551409	ADMN CHARGES NAWs	100,000.00	100,000.00	23,343.53	46,800.18	46,800.18	53,199.82
200-9500-551410	CUSTOMER SERVICE TRANSFER	1,463,000.00	1,463,000.00	0.00	0.00	0.00	1,463,000.00
200-9500-551417	GROSS RECEIPT TAX	380,000.00	380,000.00	0.00	179,627.14	179,627.14	200,372.86
ExpType: 55 - Non-Dept - Other Total:		2,224,000.00	2,224,000.00	23,763.53	487,812.85	487,812.85	1,736,187.15
ExpType: 70 - Debt Service							
200-9500-701700	BOND PRINCIPAL PAYMENT	2,660,000.00	2,660,000.00	0.00	2,660,000.00	2,660,000.00	0.00
200-9500-701730	LEASES PAYABLE PRINCIPAL	1,292,515.00	1,292,515.00	104,239.07	764,059.44	764,059.44	528,455.56
200-9500-702701	BOND INTEREST EXPENSE	1,030,140.00	1,030,140.00	0.00	535,903.38	535,903.38	494,236.62
200-9500-702731	LEASES PAYABLE INTEREST	132,889.00	132,889.00	10,443.12	78,209.85	78,209.85	54,679.15
200-9500-703100	BOND FEES	10,000.00	10,000.00	0.00	217,585.00	217,585.00	-207,585.00
ExpType: 70 - Debt Service Total:		5,125,544.00	5,125,544.00	114,682.19	4,255,757.67	4,255,757.67	869,786.33
Division: 9500 - Non-Departmental Total:		7,869,544.00	7,869,544.00	198,362.31	4,980,318.11	4,980,318.11	2,889,225.89
Expense Total:		47,568,086.00	49,167,352.44	1,151,290.52	13,319,764.38	15,043,601.80	34,123,750.64
Fund: 200 - UTILITY FUND Total:		47,568,086.00	49,167,352.44	1,151,290.52	13,319,764.38	15,043,601.80	34,123,750.64
Fund: 201 - UTILITIES PROJECTS FUND							
Expense							
Division: 6100 - Water Plant							
ExpType: 62 - Capital Projects - Enterprise							
201-6100-621101	BOND 2021 - REPLACEMENT LOS VENA...	0.00	0.00	0.00	0.00	39,200.00	-39,200.00
ExpType: 62 - Capital Projects - Enterprise Total:		0.00	0.00	0.00	0.00	39,200.00	-39,200.00
Division: 6100 - Water Plant Total:		0.00	0.00	0.00	0.00	39,200.00	-39,200.00
Division: 6200 - Waste Water Treatment Plant							
ExpType: 62 - Capital Projects - Enterprise							
201-6200-621102	BOND 2021 - LS 34 & 35 REHAB	0.00	0.00	0.00	523,248.50	980,679.09	-980,679.09
201-6200-621110	TCEQ NOTED SCUM DEWATERING BED	0.00	0.00	12,168.54	16,218.54	18,268.54	-18,268.54
201-6200-626101	TWDB BOND - RFQ-009 WWTP ENGINE...	0.00	0.00	29,009.00	268,559.82	3,364,560.10	-3,364,560.10
ExpType: 62 - Capital Projects - Enterprise Total:		0.00	0.00	41,177.54	808,026.86	4,363,507.73	-4,363,507.73
Division: 6200 - Waste Water Treatment Plant Total:		0.00	0.00	41,177.54	808,026.86	4,363,507.73	-4,363,507.73
Division: 6300 - Systems							
ExpType: 62 - Capital Projects - Enterprise							
201-6300-621101	SOUTH VETERANS SANITARY SEWER PR...	0.00	0.00	0.00	62,192.47	203,292.17	-203,292.17
201-6300-621104	U.S.HIGHWAY N. 281 WATER DISTRIBUT...	0.00	0.00	24,320.00	49,850.00	142,470.00	-142,470.00
201-6300-621105	FM1017 WATERLINE ADJMT TX DOT PR...	0.00	0.00	0.00	0.00	6,423.30	-6,423.30
201-6300-621106	LULL SUBDIVISION WATERLINE IMPROV...	0.00	0.00	0.00	34,750.96	34,750.96	-34,750.96

Unaudited Income Statement - Expenses
For Fiscal: 2022-2023 Period Ending: 04/30/2023

		Original Total Budget	Current Total Budget	MTD Activity	YTD Activity	YTD Activity + Encumbrances	Budget Remaining
201-6300-625103	BOND 2021 - EAST OWASSA SEWER IM...	0.00	0.00	0.00	0.00	2,800.00	-2,800.00
	ExpType: 62 - Capital Projects - Enterprise Total:	0.00	0.00	24,320.00	146,793.43	389,736.43	-389,736.43
	Division: 6300 - Systems Total:	0.00	0.00	24,320.00	146,793.43	389,736.43	-389,736.43
	Expense Total:	0.00	0.00	65,497.54	954,820.29	4,792,444.16	-4,792,444.16
	Fund: 201 - UTILITIES PROJECTS FUND Total:	0.00	0.00	65,497.54	954,820.29	4,792,444.16	-4,792,444.16
Fund: 210 - SOLID WASTE MANAGEMENT FUND							
Expense							
Division: 6500 - Landfill							
ExpType: 50 - Personnel Services							
210-6500-501099	SALARIES-ARPA COLA 3%	102,769.00	102,769.00	0.00	0.00	0.00	102,769.00
210-6500-501100	SALARIES	4,206,657.00	4,206,657.00	299,081.41	2,044,715.83	2,044,715.83	2,161,941.17
210-6500-501101	LONGEVITY	90,523.00	90,523.00	6,629.00	45,731.00	45,731.00	44,792.00
210-6500-501102	OVERTIME	450,000.00	450,000.00	28,767.53	181,392.04	181,392.04	268,607.96
210-6500-501104	CERTIFICATION PAY	39,300.00	39,300.00	3,442.12	23,593.45	23,593.45	15,706.55
210-6500-501106	VEHICLE ALLOWANCE	4,200.00	4,200.00	323.08	2,261.56	2,261.56	1,938.44
210-6500-502100	TAXES	351,083.00	351,083.00	25,270.36	172,286.54	172,286.54	178,796.46
210-6500-502101	RETIREMENT	655,708.00	655,708.00	50,065.71	334,933.01	334,933.01	320,774.99
210-6500-502102	GROUP INSURANCE	850,682.00	850,682.00	68,462.40	448,454.42	448,454.42	402,227.58
210-6500-502103	DISABILITY INSURANCE	11,547.00	11,547.00	874.69	5,925.35	5,925.35	5,621.65
210-6500-502104	WORKERS COMPENSATION INS	322,044.00	322,044.00	0.00	130,045.00	130,045.00	191,999.00
	ExpType: 50 - Personnel Services Total:	7,084,513.00	7,084,513.00	482,916.30	3,389,338.20	3,389,338.20	3,695,174.80
ExpType: 51 - Contractual and Maintenance Services							
210-6500-511200	PROFESSIONAL SERVICES	810,000.00	1,046,326.41	0.00	180,401.73	321,252.87	725,073.54
210-6500-512210	COMMUNICATIONS SERVICE AGREEME...	7,000.00	7,000.00	3,247.50	23,053.70	23,053.70	-16,053.70
210-6500-512220	UTILITIES	75,000.00	75,000.00	4,494.52	35,082.96	35,082.96	39,917.04
210-6500-512230	PRINTING	15,000.00	15,000.00	98.70	269.55	269.55	14,730.45
210-6500-512240	RENTS & CONTRACTUALS	248,000.00	267,656.00	4,159.87	108,861.65	241,024.47	26,631.53
210-6500-512241	RENTS & CONTRACTUALS - IT	14,000.00	16,897.00	0.00	1,465.05	4,362.05	12,534.95
210-6500-513200	TRAVEL, TRAINING, MEETINGS	12,000.00	16,500.00	0.00	0.00	4,500.00	12,000.00
210-6500-513210	MEMBERSHIP DUES, SUBSCR	6,000.00	6,000.00	0.00	2,158.00	2,158.00	3,842.00
210-6500-513290	OTHER	820,500.00	820,500.00	3,082.81	313,659.72	319,006.67	501,493.33
210-6500-513300	MOTOR VEHICLES - MAINTENANCE	640,000.00	640,000.00	42,804.49	355,620.80	458,099.98	181,900.02
210-6500-513301	OFFICE MAINTENANCE & CONTRACTUAL..	0.00	5,771.96	0.00	0.00	5,771.96	0.00
210-6500-513302	MACHINES & EQUIPMENT	390,000.00	390,000.00	24,745.20	192,855.26	436,293.55	-46,293.55
210-6500-513303	SIGNS & SIGNAL EQUIPMENT	2,500.00	2,500.00	0.00	753.00	753.00	1,747.00
210-6500-513306	BUILDINGS & STRUCTURES	30,000.00	30,000.00	2,228.00	16,070.53	16,070.53	13,929.47
210-6500-513310	AIR CONDITIONING UNITS	7,500.00	7,500.00	405.00	1,315.00	1,315.00	6,185.00
	ExpType: 51 - Contractual and Maintenance Services Total:	3,077,500.00	3,346,651.37	85,266.09	1,231,566.95	1,869,014.29	1,477,637.08
ExpType: 52 - Supplies, Materials and Small Equipment							
210-6500-521300	OFFICE SUPPLIES	14,200.00	14,200.00	0.00	1,580.73	1,580.73	12,619.27
210-6500-521301	OFFICE SUPPLIES- IT	1,000.00	1,000.00	0.00	131.13	1,098.61	-98.61
210-6500-522205	MARKETING AND ADVERTISING	10,000.00	10,000.00	0.00	295.83	295.83	9,704.17
210-6500-522300	WEARING APPAREL	66,500.00	66,500.00	6,977.09	32,935.91	59,074.76	7,425.24
210-6500-522301	TOOLS	6,800.00	6,800.00	0.00	6,492.00	6,492.00	308.00
210-6500-522302	BOTANICAL & AGRICULTURAL	9,800.00	9,800.00	0.00	0.00	0.00	9,800.00
210-6500-522304	FOOD	2,250.00	2,250.00	0.00	794.39	794.39	1,455.61
210-6500-522305	MOTOR VEHICLE FUEL	1,660,000.00	1,660,000.00	130,403.69	764,302.01	1,342,745.91	317,254.09
210-6500-522306	JANITORIAL	4,050.00	4,050.00	336.34	1,626.43	1,626.43	2,423.57
210-6500-522307	CHEMICALS-MEDICAL & LAB	78,100.00	78,100.00	1,537.49	15,309.92	20,284.92	57,815.08
210-6500-522311	COMMUNICATIONS SUPPLIES	46,000.00	46,000.00	478.38	2,891.67	2,891.67	43,108.33
210-6500-522312	BUILDING	33,000.00	33,000.00	0.00	3,361.30	3,361.30	29,638.70
210-6500-522315	STREETS AND ALLEYS	78,000.00	78,000.00	5,095.62	11,145.62	62,203.68	15,796.32
210-6500-522316	MOTOR VEHICLES - SUPPLIES	315,000.00	315,000.00	48,469.95	211,053.98	242,560.84	72,439.16
210-6500-523302	MACHINES & EQUIPMENT	145,000.00	145,000.00	3,831.03	43,904.66	55,501.00	89,499.00
210-6500-523390	OTHER	657,800.00	657,800.00	150,041.65	328,190.42	464,344.86	193,455.14
	ExpType: 52 - Supplies, Materials and Small Equipment Total:	3,127,500.00	3,127,500.00	347,171.24	1,424,016.00	2,264,856.93	862,643.07

Unaudited Income Statement - Expenses

For Fiscal: 2022-2023 Period Ending: 04/30/2023

		Original Total Budget	Current Total Budget	MTD Activity	YTD Activity	YTD Activity + Encumbrances	Budget Remaining
ExpType: 60 - Capital Outlay							
210-6500-601500	LAND	1,000,000.00	1,000,000.00	0.00	500,000.00	500,000.00	500,000.00
210-6500-605500	MACHINES & EQUIPMENT	0.00	65,265.00	0.00	11,950.00	77,215.00	-11,950.00
ExpType: 60 - Capital Outlay Total:		1,000,000.00	1,065,265.00	0.00	511,950.00	577,215.00	488,050.00
ExpType: 68 - Other Debt Capital Outlay							
210-6500-684200	IMPROVEMENT O/T BLDGS PROCEEDIN...	80,000.00	80,000.00	0.00	0.00	0.00	80,000.00
210-6500-685200	EQUIPMENT & FIXTURES PROCEEDING ...	1,990,000.00	1,990,000.00	0.00	0.00	0.00	1,990,000.00
ExpType: 68 - Other Debt Capital Outlay Total:		2,070,000.00	2,070,000.00	0.00	0.00	0.00	2,070,000.00
Division: 6500 - Landfill Total:		16,359,513.00	16,693,929.37	915,353.63	6,556,871.15	8,100,424.42	8,593,504.95
Division: 9500 - Non-Departmental							
ExpType: 51 - Contractual and Maintenance Services							
210-9500-511202	AUDIT	30,000.00	30,000.00	0.00	0.00	0.00	30,000.00
210-9500-513230	CREDIT CARD MERCHANT CHARGES	250,000.00	250,000.00	17,897.16	89,005.51	89,005.51	160,994.49
ExpType: 51 - Contractual and Maintenance Services Total:		280,000.00	280,000.00	17,897.16	89,005.51	89,005.51	190,994.49
ExpType: 55 - Non-Dept - Other							
210-9500-551401	FLAT RATE ASSESSMENT	500.00	500.00	0.00	432.34	432.34	67.66
210-9500-551402	GENERAL INSURANCE	300,000.00	300,000.00	362.00	296,848.89	296,848.89	3,151.11
210-9500-551408	ADM CHARGES SWSC	4,000.00	4,000.00	181.00	1,107.00	1,107.00	2,893.00
210-9500-551409	ADMN CHARGES NAWs	30,000.00	30,000.00	3,246.03	6,547.17	6,547.17	23,452.83
210-9500-551410	CUSTOMER SERVICE TRANSFER	1,342,000.00	1,342,000.00	0.00	0.00	0.00	1,342,000.00
ExpType: 55 - Non-Dept - Other Total:		1,676,500.00	1,676,500.00	3,789.03	304,935.40	304,935.40	1,371,564.60
ExpType: 70 - Debt Service							
210-9500-701700	BOND PRINCIPAL PAYMENT	335,000.00	335,000.00	0.00	335,000.00	335,000.00	0.00
210-9500-701730	LEASES PAYABLE PRINCIPAL	2,143,010.00	2,143,010.00	175,773.18	1,247,728.02	1,247,728.02	895,281.98
210-9500-701732	LEASES PAYABLE PRINCIPAL	144,382.50	144,382.50	0.00	0.00	0.00	144,382.50
210-9500-702701	BOND INTEREST EXPENSE	284,225.00	284,225.00	0.00	146,300.00	146,300.00	137,925.00
210-9500-702731	LEASES PAYABLE INTEREST	176,791.00	176,791.00	14,312.67	107,763.89	107,763.89	69,027.11
210-9500-702732	LEASES PAYABLE INTEREST	10,867.50	10,867.50	0.00	0.00	0.00	10,867.50
ExpType: 70 - Debt Service Total:		3,094,276.00	3,094,276.00	190,085.85	1,836,791.91	1,836,791.91	1,257,484.09
ExpType: 90 - Transfers Out							
210-9500-900100	TRANSFER OUT GENERAL FUND	5,750,000.00	5,750,000.00	0.00	0.00	0.00	5,750,000.00
210-9500-900211	TRANSFER OUT SOLIDWASTE MANA CIP	1,740,000.00	1,740,000.00	0.00	0.00	0.00	1,740,000.00
210-9500-900220	TRANSFER OUT AIRPORT FUND	1,227,838.00	1,227,838.00	0.00	0.00	0.00	1,227,838.00
210-9500-900230	TRANSFER OUT EBONY GOLF	254,495.00	254,495.00	0.00	0.00	0.00	254,495.00
210-9500-900240	TRANSFER OUT LOS LAGOS	1,133,730.00	1,133,730.00	0.00	0.00	0.00	1,133,730.00
ExpType: 90 - Transfers Out Total:		10,106,063.00	10,106,063.00	0.00	0.00	0.00	10,106,063.00
Division: 9500 - Non-Departmental Total:		15,156,839.00	15,156,839.00	211,772.04	2,230,732.82	2,230,732.82	12,926,106.18
Expense Total:		31,516,352.00	31,850,768.37	1,127,125.67	8,787,603.97	10,331,157.24	21,519,611.13
Fund: 210 - SOLID WASTE MANAGEMENT FUND Total:		31,516,352.00	31,850,768.37	1,127,125.67	8,787,603.97	10,331,157.24	21,519,611.13
Fund: 220 - EDINBURG INTERNATIONAL AIRPORT							
Expense							
Division: 7000 - Aviation							
ExpType: 50 - Personnel Services							
220-7000-501099	SALARIES-ARPA COLA 3%	6,229.00	6,229.00	0.00	0.00	0.00	6,229.00
220-7000-501100	SALARIES	391,474.00	391,474.00	29,093.42	193,692.89	193,692.89	197,781.11
220-7000-501101	LONGEVITY	6,166.00	6,166.00	252.00	2,520.00	2,520.00	3,646.00
220-7000-501102	OVERTIME	7,500.00	7,500.00	248.35	2,991.22	2,991.22	4,508.78
220-7000-501106	VEHICLE ALLOWANCE	4,200.00	4,200.00	323.08	2,261.56	2,261.56	1,938.44
220-7000-502100	TAXES	32,117.00	32,117.00	2,250.64	15,173.70	15,173.70	16,943.30
220-7000-502101	RETIREMENT	60,207.00	60,207.00	4,421.73	29,621.93	29,621.93	30,585.07
220-7000-502102	GROUP INSURANCE	69,800.00	69,800.00	6,221.45	36,486.04	36,486.04	33,313.96
220-7000-502103	DISABILITY INSURANCE	1,062.00	1,062.00	77.77	523.37	523.37	538.63
220-7000-502104	WORKERS COMPENSATION INS	6,280.00	6,280.00	0.00	2,605.00	2,605.00	3,675.00
ExpType: 50 - Personnel Services Total:		585,035.00	585,035.00	42,888.44	285,875.71	285,875.71	299,159.29
ExpType: 51 - Contractual and Maintenance Services							
220-7000-511200	PROFESSIONAL SERVICES	10,000.00	10,000.00	0.00	0.00	0.00	10,000.00

Unaudited Income Statement - Expenses

For Fiscal: 2022-2023 Period Ending: 04/30/2023

		Original Total Budget	Current Total Budget	MTD Activity	YTD Activity	YTD Activity + Encumbrances	Budget Remaining
220-7000-512210	COMMUNICATIONS SERVICE AGREEME...	1,700.00	1,700.00	1,811.66	10,334.18	10,334.18	-8,634.18
220-7000-512220	UTILITIES	37,400.00	37,400.00	2,852.44	18,756.61	18,756.61	18,643.39
220-7000-512230	PRINTING	500.00	500.00	0.00	390.00	390.00	110.00
220-7000-512240	RENTS & CONTRACTUALS	234,814.00	234,814.00	56,438.24	180,191.68	219,074.68	15,739.32
220-7000-513200	TRAVEL, TRAINING, MEETINGS	4,000.00	4,000.00	213.10	1,158.10	1,158.10	2,841.90
220-7000-513210	MEMBERSHIP DUES, SUBSCR	4,325.00	4,325.00	914.00	2,136.00	2,136.00	2,189.00
220-7000-513300	MOTOR VEHICLES - MAINTENANCE	2,000.00	2,000.00	507.84	2,141.40	2,141.40	-141.40
220-7000-513302	MACHINES & EQUIPMENT	4,000.00	4,000.00	2,274.37	6,893.01	6,893.01	-2,893.01
220-7000-513309	OTHER	112,114.00	123,234.49	6,266.89	66,134.88	86,846.81	36,387.68
ExpType: 51 - Contractual and Maintenance Services Total:		410,853.00	421,973.49	71,278.54	288,135.86	347,730.79	74,242.70
ExpType: 52 - Supplies, Materials and Small Equipment							
220-7000-521300	OFFICE SUPPLIES	1,500.00	1,500.00	-45.09	1,720.80	1,720.80	-220.80
220-7000-522205	MARKETING AND ADVERTISING	1,500.00	1,500.00	0.00	547.20	547.20	952.80
220-7000-522300	WEARING APPAREL	2,500.00	2,500.00	440.67	3,076.89	3,516.92	-1,016.92
220-7000-522301	TOOLS	2,000.00	2,000.00	0.00	0.00	0.00	2,000.00
220-7000-522303	RECREATION & EDUCATION	1,500.00	1,500.00	0.00	900.00	900.00	600.00
220-7000-522304	FOOD	1,000.00	1,000.00	283.71	1,054.65	1,054.65	-54.65
220-7000-522305	MOTOR VEHICLE FUEL	10,000.00	10,000.00	642.19	5,399.77	13,141.09	-3,141.09
220-7000-522306	JANITORIAL	400.00	400.00	0.00	0.00	0.00	400.00
220-7000-522307	CHEMICALS-MEDICAL & LAB	1,000.00	1,000.00	0.00	1,906.87	1,906.87	-906.87
220-7000-522308	OFFICE HARDWARE AND RELATED SOF...	1,400.00	1,400.00	0.00	658.37	658.37	741.63
220-7000-522316	MOTOR VEHICLES - SUPPLIES	1,500.00	1,500.00	0.00	1,379.32	1,379.32	120.68
220-7000-523302	MACHINES & EQUIPMENT	2,000.00	2,000.00	0.00	1,846.23	1,846.23	153.77
ExpType: 52 - Supplies, Materials and Small Equipment Total:		26,300.00	26,300.00	1,321.48	18,490.10	26,671.45	-371.45
ExpType: 60 - Capital Outlay							
220-7000-603500	BUILDING AND STRUCTURES	200,000.00	200,000.00	0.00	11,109.10	128,576.10	71,423.90
220-7000-605500	MACHINES & EQUIPMENT	0.00	97,999.00	0.00	97,999.00	97,999.00	0.00
220-7000-605590	OTHER CAPITAL OUTLAY	200,000.00	200,000.00	0.00	20,000.00	20,000.00	180,000.00
ExpType: 60 - Capital Outlay Total:		400,000.00	497,999.00	0.00	129,108.10	246,575.10	251,423.90
Division: 7000 - Aviation Total:		1,422,188.00	1,531,307.49	115,488.46	721,609.77	906,853.05	624,454.44
Division: 9500 - Non-Departmental							
ExpType: 51 - Contractual and Maintenance Services							
220-9500-511202	AUDIT	1,000.00	1,000.00	0.00	0.00	0.00	1,000.00
220-9500-513230	CREDIT CARD MERCHANT CHARGES	32,000.00	32,000.00	2,643.26	25,110.17	25,110.17	6,889.83
ExpType: 51 - Contractual and Maintenance Services Total:		33,000.00	33,000.00	2,643.26	25,110.17	25,110.17	7,889.83
ExpType: 55 - Non-Dept - Other							
220-9500-551402	GENERAL INSURANCE	64,000.00	64,000.00	0.00	70,991.29	70,991.29	-6,991.29
220-9500-551413	JET FUEL FOR RESALE	942,200.00	942,200.00	28,068.83	449,059.46	449,059.46	493,140.54
ExpType: 55 - Non-Dept - Other Total:		1,006,200.00	1,006,200.00	28,068.83	520,050.75	520,050.75	486,149.25
ExpType: 70 - Debt Service							
220-9500-701730	LEASES PAYABLE PRINCIPAL	189,500.00	189,500.00	15,329.52	111,048.20	111,048.20	78,451.80
220-9500-702731	LEASES PAYABLE INTEREST	22,150.00	22,150.00	1,780.16	13,054.76	13,054.76	9,095.24
ExpType: 70 - Debt Service Total:		211,650.00	211,650.00	17,109.68	124,102.96	124,102.96	87,547.04
Division: 9500 - Non-Departmental Total:		1,250,850.00	1,250,850.00	47,821.77	669,263.88	669,263.88	581,586.12
Expense Total:		2,673,038.00	2,782,157.49	163,310.23	1,390,873.65	1,576,116.93	1,206,040.56
Fund: 220 - EDINBURG INTERNATIONAL AIRPORT Total:		2,673,038.00	2,782,157.49	163,310.23	1,390,873.65	1,576,116.93	1,206,040.56
Fund: 230 - EBONY GOLF COURSE FUND							
Expense							
Division: 7100 - Ebony Golf Course							
ExpType: 50 - Personnel Services							
230-7100-501099	SALARIES-ARPA COLA 3%	4,889.00	4,889.00	0.00	0.00	0.00	4,889.00
230-7100-501100	SALARIES	187,842.00	187,842.00	14,811.50	93,603.65	93,603.65	94,238.35
230-7100-501101	LONGEVITY	7,176.00	7,176.00	252.00	1,757.00	1,757.00	5,419.00
230-7100-501102	OVERTIME	500.00	500.00	92.25	217.33	217.33	282.67
230-7100-501110	PART-TIME WAGES	48,179.00	48,179.00	4,676.23	21,425.62	21,425.62	26,753.38
230-7100-502100	TAXES	19,788.00	19,788.00	1,493.13	8,778.78	8,778.78	11,009.22

Unaudited Income Statement - Expenses

For Fiscal: 2022-2023 Period Ending: 04/30/2023

		Original Total Budget	Current Total Budget	MTD Activity	YTD Activity	YTD Activity + Encumbrances	Budget Remaining
230-7100-502101	RETIREMENT	36,621.00	36,621.00	2,739.31	16,030.16	16,030.16	20,590.84
230-7100-502102	GROUP INSURANCE	35,508.00	35,508.00	4,441.16	24,464.86	24,464.86	11,043.14
230-7100-502103	DISABILITY INSURANCE	511.00	511.00	39.37	247.80	247.80	263.20
230-7100-502104	WORKERS COMPENSATION INS	8,131.00	8,131.00	0.00	2,383.00	2,383.00	5,748.00
ExpType: 50 - Personnel Services Total:		349,145.00	349,145.00	28,544.95	168,908.20	168,908.20	180,236.80
ExpType: 51 - Contractual and Maintenance Services							
230-7100-512210	COMMUNICATIONS SERVICE AGREEME...	1,000.00	1,000.00	131.34	520.62	520.62	479.38
230-7100-512220	UTILITIES	20,000.00	20,000.00	1,560.43	11,304.09	11,304.09	8,695.91
230-7100-512240	RENTS & CONTRACTUALS	5,000.00	5,000.00	183.80	4,014.24	6,443.28	-1,443.28
230-7100-513200	TRAVEL, TRAINING, MEETINGS	500.00	500.00	0.00	90.00	90.00	410.00
230-7100-513210	MEMBERSHIP DUES, SUBSCR	1,500.00	1,500.00	143.08	1,202.71	1,202.71	297.29
230-7100-513300	MOTOR VEHICLES - MAINTENANCE	1,000.00	1,000.00	0.00	0.00	0.00	1,000.00
230-7100-513301	OFFICE MAINTENANCE & CONTRACTUAL..	500.00	500.00	0.00	0.00	0.00	500.00
230-7100-513302	MACHINES & EQUIPMENT	17,000.00	17,000.00	1,680.20	11,626.64	11,626.64	5,373.36
ExpType: 51 - Contractual and Maintenance Services Total:		46,500.00	46,500.00	3,698.85	28,758.30	31,187.34	15,312.66
ExpType: 52 - Supplies, Materials and Small Equipment							
230-7100-521300	OFFICE SUPPLIES	1,000.00	1,000.00	0.00	139.56	139.56	860.44
230-7100-522205	MARKETING AND ADVERTISING	500.00	500.00	0.00	0.00	0.00	500.00
230-7100-522300	WEARING APPAREL	1,500.00	1,500.00	0.00	1,105.15	1,105.15	394.85
230-7100-522301	TOOLS	5,000.00	5,000.00	53.20	6,132.89	6,132.89	-1,132.89
230-7100-522302	BOTANICAL & AGRICULTURAL	15,000.00	15,000.00	0.00	2,005.12	2,005.12	12,994.88
230-7100-522303	RECREATION & EDUCATION	500.00	500.00	0.00	0.00	0.00	500.00
230-7100-522305	MOTOR VEHICLE FUEL	4,000.00	4,000.00	0.00	914.60	7,200.00	-3,200.00
230-7100-522306	JANITORIAL	1,000.00	1,000.00	0.00	0.00	0.00	1,000.00
230-7100-522307	CHEMICALS-MEDICAL & LAB	12,000.00	12,000.00	3,744.55	8,635.47	8,635.47	3,364.53
230-7100-522312	BUILDING	2,000.00	2,000.00	0.00	0.00	0.00	2,000.00
230-7100-523301	OFFICE FURNITURE	1,000.00	1,000.00	0.00	783.14	783.14	216.86
ExpType: 52 - Supplies, Materials and Small Equipment Total:		43,500.00	43,500.00	3,797.75	19,715.93	26,001.33	17,498.67
ExpType: 60 - Capital Outlay							
230-7100-605500	MACHINES & EQUIPMENT	0.00	45,864.19	0.00	45,864.19	45,864.19	0.00
ExpType: 60 - Capital Outlay Total:		0.00	45,864.19	0.00	45,864.19	45,864.19	0.00
ExpType: 68 - Other Debt Capital Outlay							
230-7100-685200	EQUIPMENT & FIXTURES PROCEEDING ...	175,000.00	175,000.00	0.00	0.00	0.00	175,000.00
230-7100-686200	VEHICLES PROCEEDING FROM OTHER D...	45,000.00	45,000.00	0.00	0.00	0.00	45,000.00
ExpType: 68 - Other Debt Capital Outlay Total:		220,000.00	220,000.00	0.00	0.00	0.00	220,000.00
Division: 7100 - Ebony Golf Course Total:		659,145.00	705,009.19	36,041.55	263,246.62	271,961.06	433,048.13
Division: 9500 - Non-Departmental							
ExpType: 51 - Contractual and Maintenance Services							
230-9500-511202	AUDIT	1,000.00	1,000.00	0.00	0.00	0.00	1,000.00
230-9500-513230	CREDIT CARD MERCHANT CHARGES	6,000.00	6,000.00	0.00	1,441.02	1,441.02	4,558.98
ExpType: 51 - Contractual and Maintenance Services Total:		7,000.00	7,000.00	0.00	1,441.02	1,441.02	5,558.98
ExpType: 55 - Non-Dept - Other							
230-9500-551401	FLAT RATE ASSESSMENT	1,500.00	1,500.00	0.00	1,226.60	1,226.60	273.40
230-9500-551402	GENERAL INSURANCE	6,800.00	6,800.00	0.00	6,525.16	6,525.16	274.84
230-9500-551421	PURCHASES FOR RESALE	13,500.00	13,500.00	330.80	12,960.49	12,960.49	539.51
230-9500-551422	PURCH FOR RESALE RSTRNT	22,600.00	22,600.00	443.46	4,435.88	10,285.76	12,314.24
ExpType: 55 - Non-Dept - Other Total:		44,400.00	44,400.00	774.26	25,148.13	30,998.01	13,401.99
ExpType: 70 - Debt Service							
230-9500-701730	LEASES PAYABLE PRINCIPAL	36,800.00	36,800.00	3,066.34	21,394.42	21,394.42	15,405.58
230-9500-702731	LEASES PAYABLE INTEREST	1,350.00	1,350.00	109.40	835.77	835.77	514.23
ExpType: 70 - Debt Service Total:		38,150.00	38,150.00	3,175.74	22,230.19	22,230.19	15,919.81
Division: 9500 - Non-Departmental Total:		89,550.00	89,550.00	3,950.00	48,819.34	54,669.22	34,880.78
Expense Total:		748,695.00	794,559.19	39,991.55	312,065.96	326,630.28	467,928.91
Fund: 230 - EBONY GOLF COURSE FUND Total:		748,695.00	794,559.19	39,991.55	312,065.96	326,630.28	467,928.91

Unaudited Income Statement - Expenses

For Fiscal: 2022-2023 Period Ending: 04/30/2023

		Original Total Budget	Current Total Budget	MTD Activity	YTD Activity	YTD Activity + Encumbrances	Budget Remaining
Fund: 240 - LOS LAGOS GOLF CLUB FUND							
Expense							
Division: 7200 - Los Lagos Golf Club							
ExpType: 50 - Personnel Services							
240-7200-501099	SALARIES-ARPA COLA 3%	19,972.00	19,972.00	0.00	0.00	0.00	19,972.00
240-7200-501100	SALARIES	668,378.00	668,378.00	48,096.70	373,758.80	373,758.80	294,619.20
240-7200-501101	LONGEVITY	36,041.00	36,041.00	2,625.00	18,403.00	18,403.00	17,638.00
240-7200-501102	OVERTIME	2,500.00	2,500.00	351.02	1,699.10	1,699.10	800.90
240-7200-501110	PART-TIME WAGES	99,465.00	99,465.00	12,806.44	83,589.25	83,589.25	15,875.75
240-7200-502100	TAXES	66,263.00	66,263.00	4,841.33	35,747.88	35,747.88	30,515.12
240-7200-502101	RETIREMENT	115,740.00	115,740.00	8,776.43	65,355.56	65,355.56	50,384.44
240-7200-502102	GROUP INSURANCE	130,196.00	130,196.00	11,011.98	78,066.91	78,066.91	52,129.09
240-7200-502103	DISABILITY INSURANCE	1,882.00	1,882.00	132.77	1,018.48	1,018.48	863.52
240-7200-502104	WORKERS COMPENSATION INS	28,543.00	28,543.00	0.00	14,478.00	14,478.00	14,065.00
ExpType: 50 - Personnel Services Total:		1,168,980.00	1,168,980.00	88,641.67	672,116.98	672,116.98	496,863.02
ExpType: 51 - Contractual and Maintenance Services							
240-7200-511200	PROFESSIONAL SERVICES	90,500.00	90,500.00	0.00	0.00	0.00	90,500.00
240-7200-512210	COMMUNICATIONS SERVICE AGREEME...	15,000.00	15,000.00	947.89	14,644.16	14,644.16	355.84
240-7200-512220	UTILITIES	62,100.00	62,100.00	4,031.60	26,462.77	26,462.77	35,637.23
240-7200-512230	PRINTING	1,000.00	1,000.00	0.00	0.00	0.00	1,000.00
240-7200-512240	RENTS & CONTRACTUALS	85,000.00	85,000.00	6,685.90	54,443.21	86,731.17	-1,731.17
240-7200-513200	TRAVEL, TRAINING, MEETINGS	15,000.00	15,000.00	0.00	1,779.31	1,779.31	13,220.69
240-7200-513210	MEMBERSHIP DUES, SUBSCR	4,500.00	4,500.00	177.63	5,526.42	5,526.42	-1,026.42
240-7200-513290	OTHER	0.00	0.00	0.00	775.00	775.00	-775.00
240-7200-513300	MOTOR VEHICLES - MAINTENANCE	5,000.00	5,000.00	0.00	3,949.39	3,949.39	1,050.61
240-7200-513302	MACHINES & EQUIPMENT	50,000.00	50,000.00	6,492.72	31,352.36	45,228.48	4,771.52
240-7200-513310	AIR CONDITIONING UNITS	2,500.00	2,500.00	0.00	0.00	0.00	2,500.00
ExpType: 51 - Contractual and Maintenance Services Total:		330,600.00	330,600.00	18,335.74	138,932.62	185,096.70	145,503.30
ExpType: 52 - Supplies, Materials and Small Equipment							
240-7200-521300	OFFICE SUPPLIES	4,000.00	4,000.00	104.17	2,820.00	2,820.00	1,180.00
240-7200-522205	MARKETING AND ADVERTISING	50,000.00	50,000.00	0.00	0.00	0.00	50,000.00
240-7200-522300	WEARING APPAREL	7,000.00	7,000.00	611.50	2,274.00	2,274.00	4,726.00
240-7200-522301	TOOLS	13,000.00	13,000.00	1,443.98	7,351.21	7,351.21	5,648.79
240-7200-522302	BOTANICAL & AGRICULTURAL	82,800.00	82,800.00	6,373.67	63,513.08	75,611.22	7,188.78
240-7200-522303	RECREATION & EDUCATION	5,000.00	5,000.00	0.00	0.00	0.00	5,000.00
240-7200-522305	MOTOR VEHICLE FUEL	11,500.00	11,500.00	2,175.71	8,933.40	15,819.88	-4,319.88
240-7200-522306	JANITORIAL	4,000.00	4,000.00	106.38	1,005.05	1,005.05	2,994.95
240-7200-522307	CHEMICALS-MEDICAL & LAB	50,000.00	50,000.00	0.00	0.00	0.00	50,000.00
240-7200-522312	BUILDING	40,000.00	40,000.00	9,138.46	17,025.63	17,025.63	22,974.37
240-7200-522316	MOTOR VEHICLES - SUPPLIES	2,000.00	2,000.00	0.00	542.02	542.02	1,457.98
240-7200-523302	MACHINES & EQUIPMENT	6,750.00	6,750.00	0.00	2,213.14	2,213.14	4,536.86
240-7200-525340	WATER & SANITARY SEWER	0.00	0.00	756.43	5,732.47	5,732.47	-5,732.47
ExpType: 52 - Supplies, Materials and Small Equipment Total:		276,050.00	276,050.00	20,710.30	111,410.00	130,394.62	145,655.38
ExpType: 60 - Capital Outlay							
240-7200-605500	MACHINES & EQUIPMENT	0.00	64,386.42	0.00	66,863.19	66,863.19	-2,476.77
240-7200-605590	OTHER CAPITAL OUTLAY	0.00	14,499.00	0.00	14,539.35	14,539.35	-40.35
ExpType: 60 - Capital Outlay Total:		0.00	78,885.42	0.00	81,402.54	81,402.54	-2,517.12
ExpType: 68 - Other Debt Capital Outlay							
240-7200-685200	EQUIPMENT & FIXTURES PROCEEDING ...	885,000.00	885,000.00	0.00	0.00	0.00	885,000.00
240-7200-686200	VEHICLES PROCEEDING FROM OTHER D...	50,000.00	50,000.00	0.00	0.00	0.00	50,000.00
ExpType: 68 - Other Debt Capital Outlay Total:		935,000.00	935,000.00	0.00	0.00	0.00	935,000.00
Division: 7200 - Los Lagos Golf Club Total:		2,710,630.00	2,789,515.42	127,687.71	1,003,862.14	1,069,010.84	1,720,504.58
Division: 9500 - Non-Departmental							
ExpType: 51 - Contractual and Maintenance Services							
240-9500-511202	AUDIT	1,000.00	1,000.00	0.00	0.00	0.00	1,000.00
240-9500-513230	CREDIT CARD MERCHANT CHARGES	30,000.00	30,000.00	0.00	8,096.19	8,096.19	21,903.81
ExpType: 51 - Contractual and Maintenance Services Total:		31,000.00	31,000.00	0.00	8,096.19	8,096.19	22,903.81

Unaudited Income Statement - Expenses

For Fiscal: 2022-2023 Period Ending: 04/30/2023

		Original Total Budget	Current Total Budget	MTD Activity	YTD Activity	YTD Activity + Encumbrances	Budget Remaining
ExpType: 55 - Non-Dept - Other							
240-9500-551401	FLAT RATE ASSESSMENT	2,500.00	2,500.00	0.00	2,447.40	2,447.40	52.60
240-9500-551402	GENERAL INSURANCE	19,200.00	19,200.00	0.00	20,624.19	20,624.19	-1,424.19
240-9500-551421	PURCHASES FOR RESALE	62,000.00	62,000.00	5,759.31	65,165.04	80,296.31	-18,296.31
240-9500-551422	PURCH FOR RESALE RSTRNT	128,000.00	128,000.00	24,397.09	104,830.28	109,767.95	18,232.05
ExpType: 55 - Non-Dept - Other Total:		211,700.00	211,700.00	30,156.40	193,066.91	213,135.85	-1,435.85
ExpType: 70 - Debt Service							
240-9500-701700	BOND PRINCIPAL PAYMENT	340,000.00	340,000.00	0.00	361,915.76	361,915.76	-21,915.76
240-9500-701730	LEASES PAYABLE PRINCIPAL	73,600.00	73,600.00	6,786.55	50,394.39	50,394.39	23,205.61
240-9500-702701	BOND INTEREST EXPENSE	45,800.00	45,800.00	0.00	18,647.06	18,647.06	27,152.94
240-9500-702731	LEASES PAYABLE INTEREST	6,000.00	6,000.00	498.20	3,656.52	3,656.52	2,343.48
ExpType: 70 - Debt Service Total:		465,400.00	465,400.00	7,284.75	434,613.73	434,613.73	30,786.27
Division: 9500 - Non-Departmental Total:		708,100.00	708,100.00	37,441.15	635,776.83	655,845.77	52,254.23
Expense Total:		3,418,730.00	3,497,615.42	165,128.86	1,639,638.97	1,724,856.61	1,772,758.81
Fund: 240 - LOS LAGOS GOLF CLUB FUND Total:		3,418,730.00	3,497,615.42	165,128.86	1,639,638.97	1,724,856.61	1,772,758.81
Report Surplus (Deficit):		-181,303,568.97	-187,005,095.61	-9,051,550.71	-77,628,999.09	-88,113,967.49	

Group Summary

ExpType	Original Total Budget	Current Total Budget	MTD Activity	YTD Activity	YTD Activity + Encumbrances	Budget Remaining
Fund: 100 - GENERAL FUND						
Expense						
Division: 0100 - Mayor & Council						
50 - Personnel Services	53,070.00	53,070.00	2,160.27	25,543.43	25,543.43	27,526.57
51 - Contractual and Maintenance Services	178,000.00	178,000.00	3,474.93	98,676.17	98,676.17	79,323.83
52 - Supplies, Materials and Small Equipment	30,000.00	30,000.00	471.47	3,370.72	3,370.72	26,629.28
Division: 0100 - Mayor & Council Total:	261,070.00	261,070.00	6,106.67	127,590.32	127,590.32	133,479.68
Division: 0200 - City Manager						
50 - Personnel Services	1,423,492.00	1,423,492.00	91,540.06	671,343.64	671,343.64	752,148.36
51 - Contractual and Maintenance Services	293,000.00	293,000.00	13,716.26	161,578.41	172,090.41	120,909.59
52 - Supplies, Materials and Small Equipment	18,500.00	18,500.00	498.34	5,161.33	5,161.33	13,338.67
60 - Capital Outlay	10,000.00	10,000.00	0.00	0.00	0.00	10,000.00
80 - Grants Incentives	80,000.00	80,000.00	4,771.10	59,429.54	59,429.54	20,570.46
Division: 0200 - City Manager Total:	1,824,992.00	1,824,992.00	110,525.76	897,512.92	908,024.92	916,967.08
Division: 0300 - Legal						
50 - Personnel Services	169,601.00	169,601.00	7,459.95	51,677.49	51,677.49	117,923.51
51 - Contractual and Maintenance Services	463,992.00	463,992.00	11,227.52	58,513.43	58,513.43	405,478.57
52 - Supplies, Materials and Small Equipment	3,000.00	3,000.00	-177.53	1,009.02	5,305.02	-2,305.02
Division: 0300 - Legal Total:	636,593.00	636,593.00	18,509.94	111,199.94	115,495.94	521,097.06
Division: 0400 - City Secretary						
50 - Personnel Services	511,607.00	511,607.00	36,569.20	256,799.78	256,799.78	254,807.22
51 - Contractual and Maintenance Services	67,500.00	67,500.00	627.21	15,303.12	32,052.63	35,447.37
52 - Supplies, Materials and Small Equipment	15,750.00	15,750.00	1,990.86	6,160.61	6,160.61	9,589.39
Division: 0400 - City Secretary Total:	594,857.00	594,857.00	39,187.27	278,263.51	295,013.02	299,843.98
Division: 0500 - Finance						
50 - Personnel Services	1,643,628.00	1,643,628.00	88,926.06	625,603.65	625,603.65	1,018,024.35
51 - Contractual and Maintenance Services	227,120.00	227,120.00	8,337.84	32,068.14	85,817.14	141,302.86
52 - Supplies, Materials and Small Equipment	20,800.00	20,800.00	2,075.02	6,886.89	12,150.96	8,649.04
Division: 0500 - Finance Total:	1,891,548.00	1,891,548.00	99,338.92	664,558.68	723,571.75	1,167,976.25
Division: 0600 - Human Resources						
50 - Personnel Services	960,977.00	960,977.00	73,122.40	506,687.32	506,687.32	454,289.68
51 - Contractual and Maintenance Services	263,190.00	263,190.00	22,071.70	109,370.75	126,145.25	137,044.75
52 - Supplies, Materials and Small Equipment	66,700.00	70,838.00	7,045.65	29,807.11	38,607.11	32,230.89
Division: 0600 - Human Resources Total:	1,290,867.00	1,295,005.00	102,239.75	645,865.18	671,439.68	623,565.32
Division: 0700 - Municipal Court						
50 - Personnel Services	1,050,739.09	1,050,739.09	78,144.68	516,703.86	516,703.86	534,035.23
51 - Contractual and Maintenance Services	22,860.00	22,860.00	288.50	22,405.76	40,117.76	-17,257.76
52 - Supplies, Materials and Small Equipment	28,700.00	28,700.00	121.26	4,646.73	4,646.73	24,053.27
60 - Capital Outlay	50,000.00	50,000.00	0.00	0.00	0.00	50,000.00
Division: 0700 - Municipal Court Total:	1,152,299.09	1,152,299.09	78,554.44	543,756.35	561,468.35	590,830.74
Division: 0800 - Engineering						
50 - Personnel Services	1,122,864.00	1,122,864.00	77,924.28	578,244.09	578,244.09	544,619.91
51 - Contractual and Maintenance Services	253,728.00	267,128.00	92,637.79	201,580.42	250,508.42	16,619.58
52 - Supplies, Materials and Small Equipment	80,730.00	80,730.00	1,735.80	29,452.49	29,452.49	51,277.51
60 - Capital Outlay	0.00	0.00	0.00	14,424.91	14,424.91	-14,424.91
Division: 0800 - Engineering Total:	1,457,322.00	1,470,722.00	172,297.87	823,701.91	872,629.91	598,092.09
Division: 0900 - Planning & Zoning						
50 - Personnel Services	764,462.96	764,462.96	57,829.07	380,238.66	380,238.66	384,224.30
51 - Contractual and Maintenance Services	68,278.00	68,278.00	2,738.86	24,713.40	33,689.40	34,588.60
52 - Supplies, Materials and Small Equipment	37,925.00	37,925.00	785.33	5,605.58	5,605.58	32,319.42
Division: 0900 - Planning & Zoning Total:	870,665.96	870,665.96	61,353.26	410,557.64	419,533.64	451,132.32
Division: 1000 - Information Technology						
50 - Personnel Services	1,286,917.00	1,286,917.00	93,864.21	626,978.78	626,978.78	659,938.22
51 - Contractual and Maintenance Services	724,430.00	728,677.50	-10,150.09	351,640.60	392,355.60	336,321.90
52 - Supplies, Materials and Small Equipment	186,660.00	186,660.00	5,968.62	65,929.98	65,929.98	120,730.02

Unaudited Income Statement - Expenses
For Fiscal: 2022-2023 Period Ending: 04/30/2023

ExpType	Original Total Budget	Current Total Budget	MTD Activity	YTD Activity	YTD Activity + Encumbrances	Budget Remaining
60 - Capital Outlay	14,000.00	128,008.14	0.00	84,063.14	230,092.14	-102,084.00
68 - Other Debt Capital Outlay	397,000.00	397,000.00	0.00	0.00	0.00	397,000.00
Division: 1000 - Information Technology Total:	2,609,007.00	2,727,262.64	89,682.74	1,128,612.50	1,315,356.50	1,411,906.14
Division: 1100 - Communications and Media						
50 - Personnel Services	840,216.00	840,216.00	63,658.45	405,398.62	405,398.62	434,817.38
51 - Contractual and Maintenance Services	93,000.00	93,000.00	1,669.67	38,890.65	38,890.65	54,109.35
52 - Supplies, Materials and Small Equipment	51,000.00	51,000.00	5,542.09	16,312.05	16,312.05	34,687.95
Division: 1100 - Communications and Media Total:	984,216.00	984,216.00	70,870.21	460,601.32	460,601.32	523,614.68
Division: 1600 - City Hall						
51 - Contractual and Maintenance Services	170,070.00	170,070.00	9,234.51	63,152.75	120,161.50	49,908.50
52 - Supplies, Materials and Small Equipment	7,000.00	7,000.00	281.94	3,613.98	3,613.98	3,386.02
60 - Capital Outlay	15,000.00	15,000.00	0.00	0.00	0.00	15,000.00
Division: 1600 - City Hall Total:	192,070.00	192,070.00	9,516.45	66,766.73	123,775.48	68,294.52
Division: 2000 - Police						
50 - Personnel Services	24,208,701.00	24,208,701.00	1,882,783.97	13,044,447.13	13,044,447.13	11,164,253.87
51 - Contractual and Maintenance Services	1,678,769.11	1,710,883.60	78,279.52	799,613.75	1,026,786.42	684,097.18
52 - Supplies, Materials and Small Equipment	1,237,483.80	1,260,225.55	45,200.05	447,544.13	774,620.82	485,604.73
60 - Capital Outlay	12,500.00	1,263,326.68	61,679.92	1,014,223.94	1,250,826.68	12,500.00
68 - Other Debt Capital Outlay	1,520,254.00	1,520,254.00	0.00	0.00	0.00	1,520,254.00
Division: 2000 - Police Total:	28,657,707.91	29,963,390.83	2,067,943.46	15,305,828.95	16,096,681.05	13,866,709.78
Division: 2500 - Fire						
50 - Personnel Services	7,213,966.00	7,213,966.00	546,210.80	4,007,060.16	4,007,060.16	3,206,905.84
51 - Contractual and Maintenance Services	708,920.00	722,866.58	48,779.27	264,266.83	309,040.65	413,825.93
52 - Supplies, Materials and Small Equipment	844,450.00	873,353.00	23,966.00	189,078.25	365,127.11	508,225.89
60 - Capital Outlay	0.00	140,720.96	0.00	100,671.21	311,221.21	-170,500.25
68 - Other Debt Capital Outlay	1,116,000.00	1,116,000.00	0.00	0.00	0.00	1,116,000.00
Division: 2500 - Fire Total:	9,883,336.00	10,066,906.54	618,956.07	4,561,076.45	4,992,449.13	5,074,457.41
Division: 2501 - Fire Prevention						
50 - Personnel Services	999,362.00	999,362.00	80,088.45	569,704.37	569,704.37	429,657.63
51 - Contractual and Maintenance Services	63,100.00	63,100.00	4,602.35	27,309.96	27,309.96	35,790.04
52 - Supplies, Materials and Small Equipment	98,300.00	98,300.00	4,949.05	37,112.05	52,912.05	45,387.95
Division: 2501 - Fire Prevention Total:	1,160,762.00	1,160,762.00	89,639.85	634,126.38	649,926.38	510,835.62
Division: 3000 - Public Works Administration						
50 - Personnel Services	466,450.00	466,450.00	35,143.97	247,848.91	247,848.91	218,601.09
51 - Contractual and Maintenance Services	113,000.00	113,000.00	20,799.82	55,636.41	55,636.41	57,363.59
52 - Supplies, Materials and Small Equipment	35,950.00	35,950.00	10,566.66	17,967.72	17,967.72	17,982.28
Division: 3000 - Public Works Administration Total:	615,400.00	615,400.00	66,510.45	321,453.04	321,453.04	293,946.96
Division: 3001 - Streets						
50 - Personnel Services	2,510,605.00	2,510,605.00	177,328.50	1,250,602.81	1,250,602.81	1,260,002.19
51 - Contractual and Maintenance Services	1,501,035.00	1,502,779.49	154,812.18	885,886.48	949,352.15	553,427.34
52 - Supplies, Materials and Small Equipment	510,150.00	510,150.00	28,454.48	235,349.66	249,479.81	260,670.19
60 - Capital Outlay	367,500.00	533,003.00	0.00	165,503.00	165,503.00	367,500.00
68 - Other Debt Capital Outlay	1,245,000.00	1,245,000.00	0.00	0.00	0.00	1,245,000.00
Division: 3001 - Streets Total:	6,134,290.00	6,301,537.49	360,595.16	2,537,341.95	2,614,937.77	3,686,599.72
Division: 3002 - ROW						
50 - Personnel Services	1,820,208.00	1,820,208.00	124,238.43	808,742.72	808,742.72	1,011,465.28
51 - Contractual and Maintenance Services	363,365.00	363,365.00	20,136.70	110,668.80	110,668.80	252,696.20
52 - Supplies, Materials and Small Equipment	231,700.00	231,700.00	15,298.19	126,274.06	135,029.18	96,670.82
60 - Capital Outlay	0.00	769,217.02	0.00	118,337.07	808,904.77	-39,687.75
68 - Other Debt Capital Outlay	1,249,000.00	1,249,000.00	0.00	0.00	0.00	1,249,000.00
Division: 3002 - ROW Total:	3,664,273.00	4,433,490.02	159,673.32	1,164,022.65	1,863,345.47	2,570,144.55
Division: 4000 - Parks						
50 - Personnel Services	2,690,496.00	2,690,496.00	195,979.76	1,303,005.47	1,303,005.47	1,387,490.53
51 - Contractual and Maintenance Services	181,750.00	181,750.00	9,503.11	88,977.07	106,257.07	75,492.93
52 - Supplies, Materials and Small Equipment	444,000.00	450,171.62	26,317.89	316,695.79	324,260.60	125,911.02
60 - Capital Outlay	0.00	453,938.00	0.00	454,613.00	454,613.00	-675.00

Unaudited Income Statement - Expenses
For Fiscal: 2022-2023 Period Ending: 04/30/2023

ExpType	Original Total Budget	Current Total Budget	MTD Activity	YTD Activity	YTD Activity + Encumbrances	Budget Remaining
68 - Other Debt Capital Outlay	650,000.00	650,000.00	0.00	0.00	0.00	650,000.00
Division: 4000 - Parks Total:	3,966,246.00	4,426,355.62	231,800.76	2,163,291.33	2,188,136.14	2,238,219.48
Division: 4002 - Recreation						
50 - Personnel Services	2,659,271.00	2,659,271.00	158,541.82	1,032,302.25	1,032,302.25	1,626,968.75
51 - Contractual and Maintenance Services	267,550.00	268,800.00	21,465.03	154,214.00	197,856.58	70,943.42
52 - Supplies, Materials and Small Equipment	406,460.00	406,693.26	54,978.00	219,805.71	240,295.33	166,397.93
60 - Capital Outlay	17,000.00	70,000.00	0.00	53,000.00	53,000.00	17,000.00
68 - Other Debt Capital Outlay	130,000.00	130,000.00	0.00	0.00	0.00	130,000.00
Division: 4002 - Recreation Total:	3,480,281.00	3,534,764.26	234,984.85	1,459,321.96	1,523,454.16	2,011,310.10
Division: 4003 - World Birding Center						
50 - Personnel Services	541,135.00	541,135.00	43,994.45	302,290.02	302,290.02	238,844.98
51 - Contractual and Maintenance Services	83,800.00	83,800.00	5,148.38	34,653.68	57,933.68	25,866.32
52 - Supplies, Materials and Small Equipment	84,650.00	84,650.00	8,273.95	34,375.36	34,571.36	50,078.64
55 - Non-Dept - Other	12,000.00	12,000.00	592.26	6,366.88	6,896.88	5,103.12
60 - Capital Outlay	23,100.00	23,100.00	0.00	40,236.55	40,236.55	-17,136.55
68 - Other Debt Capital Outlay	20,000.00	20,000.00	0.00	0.00	0.00	20,000.00
Division: 4003 - World Birding Center Total:	764,685.00	764,685.00	58,009.04	417,922.49	441,928.49	322,756.51
Division: 4004 - Bldg Maint						
50 - Personnel Services	1,718,278.00	1,718,278.00	123,104.12	928,523.39	928,523.39	789,754.61
51 - Contractual and Maintenance Services	1,027,400.00	1,160,989.08	72,895.89	622,982.53	636,075.61	524,913.47
52 - Supplies, Materials and Small Equipment	213,800.00	213,800.00	9,255.18	113,552.21	117,409.47	96,390.53
60 - Capital Outlay	0.00	134,058.11	0.00	134,058.11	134,058.11	0.00
68 - Other Debt Capital Outlay	600,000.00	600,000.00	0.00	0.00	0.00	600,000.00
Division: 4004 - Bldg Maint Total:	3,559,478.00	3,827,125.19	205,255.19	1,799,116.24	1,816,066.58	2,011,058.61
Division: 4100 - Library						
50 - Personnel Services	1,982,551.00	1,982,551.00	139,126.48	974,419.97	974,419.97	1,008,131.03
51 - Contractual and Maintenance Services	436,430.00	436,430.00	49,665.89	208,584.02	252,935.99	183,494.01
52 - Supplies, Materials and Small Equipment	183,803.00	183,803.00	10,964.03	86,004.40	107,502.39	76,300.61
55 - Non-Dept - Other	20,000.00	20,000.00	2,556.59	17,818.63	17,818.63	2,181.37
60 - Capital Outlay	0.00	101,990.00	0.00	65,300.00	101,990.00	0.00
Division: 4100 - Library Total:	2,622,784.00	2,724,774.00	202,312.99	1,352,127.02	1,454,666.98	1,270,107.02
Division: 5000 - Grants Administration						
50 - Personnel Services	475,277.01	475,277.01	35,124.35	245,983.16	245,983.16	229,293.85
51 - Contractual and Maintenance Services	36,208.00	36,208.00	373.15	7,806.59	12,102.59	24,105.41
52 - Supplies, Materials and Small Equipment	6,100.00	6,100.00	107.02	1,111.79	1,111.79	4,988.21
Division: 5000 - Grants Administration Total:	517,585.01	517,585.01	35,604.52	254,901.54	259,197.54	258,387.47
Division: 5900 - Building Safety						
50 - Personnel Services	2,258,137.00	2,258,137.00	159,109.40	1,045,273.09	1,045,273.09	1,212,863.91
51 - Contractual and Maintenance Services	283,640.00	283,640.00	10,166.18	179,204.87	188,180.87	95,459.13
52 - Supplies, Materials and Small Equipment	80,409.00	80,409.00	4,062.68	31,066.44	31,066.44	49,342.56
60 - Capital Outlay	0.00	27,273.05	0.00	0.00	27,273.05	0.00
68 - Other Debt Capital Outlay	245,000.00	245,000.00	0.00	0.00	0.00	245,000.00
Division: 5900 - Building Safety Total:	2,867,186.00	2,894,459.05	173,338.26	1,255,544.40	1,291,793.45	1,602,665.60
Division: 8000 - EEDC Administration						
50 - Personnel Services	0.00	0.00	0.00	469.00	469.00	-469.00
51 - Contractual and Maintenance Services	0.00	10,150.00	0.00	241.35	10,391.35	-241.35
Division: 8000 - EEDC Administration Total:	0.00	10,150.00	0.00	710.35	10,860.35	-710.35
Division: 9500 - Non-Departmental						
51 - Contractual and Maintenance Services	5,637,182.00	5,671,442.00	581,628.25	1,937,357.77	2,158,950.18	3,512,491.82
55 - Non-Dept - Other	1,271,000.00	1,287,550.00	24,601.59	1,315,357.26	1,315,357.26	-27,807.26
70 - Debt Service	3,919,875.00	3,919,875.00	316,753.26	2,144,444.03	2,144,444.03	1,775,430.97
90 - Transfers Out	2,360,770.00	2,360,770.00	0.00	0.00	0.00	2,360,770.00
Division: 9500 - Non-Departmental Total:	13,188,827.00	13,239,637.00	922,983.10	5,397,159.06	5,618,751.47	7,620,885.53
Expense Total:	94,848,347.97	98,382,322.70	6,285,790.30	44,782,930.81	47,738,148.83	50,644,173.87
Fund: 100 - GENERAL FUND Total:	94,848,347.97	98,382,322.70	6,285,790.30	44,782,930.81	47,738,148.83	50,644,173.87

Unaudited Income Statement - Expenses
For Fiscal: 2022-2023 Period Ending: 04/30/2023

ExpType	Original Total Budget	Current Total Budget	MTD Activity	YTD Activity	YTD Activity + Encumbrances	Budget Remaining
Fund: 113 - HOTEL OCCUPANCY TAX FUND						
Expense						
Division: 9500 - Non-Departmental						
50 - Personnel Services	1,500.00	1,500.00	0.00	0.00	0.00	1,500.00
51 - Contractual and Maintenance Services	3,000.00	3,000.00	0.00	2,516.40	2,516.40	483.60
55 - Non-Dept - Other	150,820.00	150,820.00	24,258.41	107,321.73	107,321.73	43,498.27
60 - Capital Outlay	30,000.00	30,000.00	1,824.00	5,049.50	15,593.49	14,406.51
80 - Grants Incentives	345,000.00	345,000.00	25,833.63	183,676.23	312,842.82	32,157.18
Division: 9500 - Non-Departmental Total:	530,320.00	530,320.00	51,916.04	298,563.86	438,274.44	92,045.56
Expense Total:	530,320.00	530,320.00	51,916.04	298,563.86	438,274.44	92,045.56
Fund: 113 - HOTEL OCCUPANCY TAX FUND Total:	530,320.00	530,320.00	51,916.04	298,563.86	438,274.44	92,045.56
Fund: 150 - DEBT SERVICE FUND						
Expense						
Division: 9500 - Non-Departmental						
70 - Debt Service	0.00	0.00	1,500.00	6,142,737.20	6,142,737.20	-6,142,737.20
Division: 9500 - Non-Departmental Total:	0.00	0.00	1,500.00	6,142,737.20	6,142,737.20	-6,142,737.20
Expense Total:	0.00	0.00	1,500.00	6,142,737.20	6,142,737.20	-6,142,737.20
Fund: 150 - DEBT SERVICE FUND Total:	0.00	0.00	1,500.00	6,142,737.20	6,142,737.20	-6,142,737.20
Fund: 200 - UTILITY FUND						
Expense						
Division: 0500 - Finance						
50 - Personnel Services	431,375.00	431,375.00	31,738.81	219,532.58	219,532.58	211,842.42
51 - Contractual and Maintenance Services	254,430.00	254,760.00	18,879.01	121,603.42	139,800.67	114,959.33
52 - Supplies, Materials and Small Equipment	14,530.00	16,633.10	1,107.77	6,960.25	6,960.25	9,672.85
Division: 0500 - Finance Total:	700,335.00	702,768.10	51,725.59	348,096.25	366,293.50	336,474.60
Division: 6000 - Utility Administration						
50 - Personnel Services	692,952.00	692,952.00	54,781.80	383,049.65	383,049.65	309,902.35
51 - Contractual and Maintenance Services	72,260.00	72,260.00	757.00	10,958.15	46,071.85	26,188.15
52 - Supplies, Materials and Small Equipment	17,530.00	17,530.00	328.33	4,170.76	4,170.76	13,359.24
60 - Capital Outlay	110,000.00	180,000.00	0.00	39,000.00	70,000.00	110,000.00
Division: 6000 - Utility Administration Total:	892,742.00	962,742.00	55,867.13	437,178.56	503,292.26	459,449.74
Division: 6100 - Water Plant						
50 - Personnel Services	1,335,275.00	1,335,275.00	102,483.70	712,673.72	712,673.72	622,601.28
51 - Contractual and Maintenance Services	2,462,700.00	2,477,253.65	107,199.46	932,699.56	962,279.91	1,514,973.74
52 - Supplies, Materials and Small Equipment	1,361,870.00	1,370,282.23	96,143.08	675,775.94	1,236,266.27	134,015.96
60 - Capital Outlay	8,220,000.00	8,445,389.00	0.00	213,313.50	239,189.00	8,206,200.00
68 - Other Debt Capital Outlay	287,000.00	287,000.00	0.00	0.00	0.00	287,000.00
Division: 6100 - Water Plant Total:	13,666,845.00	13,915,199.88	305,826.24	2,534,462.72	3,150,408.90	10,764,790.98
Division: 6200 - Waste Water Treatment Plant						
50 - Personnel Services	2,246,915.00	2,246,915.00	149,725.20	993,477.40	993,477.40	1,253,437.60
51 - Contractual and Maintenance Services	1,031,110.00	1,046,741.98	79,639.32	620,206.14	694,669.44	352,072.54
52 - Supplies, Materials and Small Equipment	450,530.00	452,839.70	49,703.09	277,098.98	365,541.95	87,297.75
60 - Capital Outlay	925,000.00	1,834,120.10	0.00	803,034.07	1,209,158.59	624,961.51
68 - Other Debt Capital Outlay	533,000.00	533,000.00	0.00	0.00	0.00	533,000.00
Division: 6200 - Waste Water Treatment Plant Total:	5,186,555.00	6,113,616.78	279,067.61	2,693,816.59	3,262,847.38	2,850,769.40
Division: 6300 - Systems						
50 - Personnel Services	2,786,675.00	2,786,675.00	208,661.49	1,433,448.12	1,433,448.12	1,353,226.88
51 - Contractual and Maintenance Services	1,170,090.00	1,458,504.88	25,577.37	422,941.08	828,868.23	629,636.65
52 - Supplies, Materials and Small Equipment	640,300.00	640,300.00	26,202.78	408,689.90	455,123.50	185,176.50
60 - Capital Outlay	11,355,000.00	11,418,001.80	0.00	60,813.05	63,001.80	11,355,000.00
68 - Other Debt Capital Outlay	3,300,000.00	3,300,000.00	0.00	0.00	0.00	3,300,000.00
Division: 6300 - Systems Total:	19,252,065.00	19,603,481.68	260,441.64	2,325,892.15	2,780,441.65	16,823,040.03
Division: 9500 - Non-Departmental						
51 - Contractual and Maintenance Services	520,000.00	520,000.00	59,916.59	236,747.59	236,747.59	283,252.41
55 - Non-Dept - Other	2,224,000.00	2,224,000.00	23,763.53	487,812.85	487,812.85	1,736,187.15
70 - Debt Service	5,125,544.00	5,125,544.00	114,682.19	4,255,757.67	4,255,757.67	869,786.33

Unaudited Income Statement - Expenses
For Fiscal: 2022-2023 Period Ending: 04/30/2023

ExpType	Original Total Budget	Current Total Budget	MTD Activity	YTD Activity	YTD Activity + Encumbrances	Budget Remaining
Division: 9500 - Non-Departmental Total:	7,869,544.00	7,869,544.00	198,362.31	4,980,318.11	4,980,318.11	2,889,225.89
Expense Total:	47,568,086.00	49,167,352.44	1,151,290.52	13,319,764.38	15,043,601.80	34,123,750.64
Fund: 200 - UTILITY FUND Total:	47,568,086.00	49,167,352.44	1,151,290.52	13,319,764.38	15,043,601.80	34,123,750.64
Fund: 201 - UTILITIES PROJECTS FUND						
Expense						
Division: 6100 - Water Plant						
62 - Capital Projects - Enterprise	0.00	0.00	0.00	0.00	39,200.00	-39,200.00
Division: 6100 - Water Plant Total:	0.00	0.00	0.00	0.00	39,200.00	-39,200.00
Division: 6200 - Waste Water Treatment Plant						
62 - Capital Projects - Enterprise	0.00	0.00	41,177.54	808,026.86	4,363,507.73	-4,363,507.73
Division: 6200 - Waste Water Treatment Plant Total:	0.00	0.00	41,177.54	808,026.86	4,363,507.73	-4,363,507.73
Division: 6300 - Systems						
62 - Capital Projects - Enterprise	0.00	0.00	24,320.00	146,793.43	389,736.43	-389,736.43
Division: 6300 - Systems Total:	0.00	0.00	24,320.00	146,793.43	389,736.43	-389,736.43
Expense Total:	0.00	0.00	65,497.54	954,820.29	4,792,444.16	-4,792,444.16
Fund: 201 - UTILITIES PROJECTS FUND Total:	0.00	0.00	65,497.54	954,820.29	4,792,444.16	-4,792,444.16
Fund: 210 - SOLID WASTE MANAGEMENT FUND						
Expense						
Division: 6500 - Landfill						
50 - Personnel Services	7,084,513.00	7,084,513.00	482,916.30	3,389,338.20	3,389,338.20	3,695,174.80
51 - Contractual and Maintenance Services	3,077,500.00	3,346,651.37	85,266.09	1,231,566.95	1,869,014.29	1,477,637.08
52 - Supplies, Materials and Small Equipment	3,127,500.00	3,127,500.00	347,171.24	1,424,016.00	2,264,856.93	862,643.07
60 - Capital Outlay	1,000,000.00	1,065,265.00	0.00	511,950.00	577,215.00	488,050.00
68 - Other Debt Capital Outlay	2,070,000.00	2,070,000.00	0.00	0.00	0.00	2,070,000.00
Division: 6500 - Landfill Total:	16,359,513.00	16,693,929.37	915,353.63	6,556,871.15	8,100,424.42	8,593,504.95
Division: 9500 - Non-Departmental						
51 - Contractual and Maintenance Services	280,000.00	280,000.00	17,897.16	89,005.51	89,005.51	190,994.49
55 - Non-Dept - Other	1,676,500.00	1,676,500.00	3,789.03	304,935.40	304,935.40	1,371,564.60
70 - Debt Service	3,094,276.00	3,094,276.00	190,085.85	1,836,791.91	1,836,791.91	1,257,484.09
90 - Transfers Out	10,106,063.00	10,106,063.00	0.00	0.00	0.00	10,106,063.00
Division: 9500 - Non-Departmental Total:	15,156,839.00	15,156,839.00	211,772.04	2,230,732.82	2,230,732.82	12,926,106.18
Expense Total:	31,516,352.00	31,850,768.37	1,127,125.67	8,787,603.97	10,331,157.24	21,519,611.13
Fund: 210 - SOLID WASTE MANAGEMENT FUND Total:	31,516,352.00	31,850,768.37	1,127,125.67	8,787,603.97	10,331,157.24	21,519,611.13
Fund: 220 - EDINBURG INTERNATIONAL AIRPORT						
Expense						
Division: 7000 - Aviation						
50 - Personnel Services	585,035.00	585,035.00	42,888.44	285,875.71	285,875.71	299,159.29
51 - Contractual and Maintenance Services	410,853.00	421,973.49	71,278.54	288,135.86	347,730.79	74,242.70
52 - Supplies, Materials and Small Equipment	26,300.00	26,300.00	1,321.48	18,490.10	26,671.45	-371.45
60 - Capital Outlay	400,000.00	497,999.00	0.00	129,108.10	246,575.10	251,423.90
Division: 7000 - Aviation Total:	1,422,188.00	1,531,307.49	115,488.46	721,609.77	906,853.05	624,454.44
Division: 9500 - Non-Departmental						
51 - Contractual and Maintenance Services	33,000.00	33,000.00	2,643.26	25,110.17	25,110.17	7,889.83
55 - Non-Dept - Other	1,006,200.00	1,006,200.00	28,068.83	520,050.75	520,050.75	486,149.25
70 - Debt Service	211,650.00	211,650.00	17,109.68	124,102.96	124,102.96	87,547.04
Division: 9500 - Non-Departmental Total:	1,250,850.00	1,250,850.00	47,821.77	669,263.88	669,263.88	581,586.12
Expense Total:	2,673,038.00	2,782,157.49	163,310.23	1,390,873.65	1,576,116.93	1,206,040.56
Fund: 220 - EDINBURG INTERNATIONAL AIRPORT Total:	2,673,038.00	2,782,157.49	163,310.23	1,390,873.65	1,576,116.93	1,206,040.56
Fund: 230 - EBONY GOLF COURSE FUND						
Expense						
Division: 7100 - Ebony Golf Course						
50 - Personnel Services	349,145.00	349,145.00	28,544.95	168,908.20	168,908.20	180,236.80
51 - Contractual and Maintenance Services	46,500.00	46,500.00	3,698.85	28,758.30	31,187.34	15,312.66
52 - Supplies, Materials and Small Equipment	43,500.00	43,500.00	3,797.75	19,715.93	26,001.33	17,498.67

Unaudited Income Statement - Expenses
For Fiscal: 2022-2023 Period Ending: 04/30/2023

ExpType	Original Total Budget	Current Total Budget	MTD Activity	YTD Activity	YTD Activity + Encumbrances	Budget Remaining
60 - Capital Outlay	0.00	45,864.19	0.00	45,864.19	45,864.19	0.00
68 - Other Debt Capital Outlay	220,000.00	220,000.00	0.00	0.00	0.00	220,000.00
Division: 7100 - Ebony Golf Course Total:	659,145.00	705,009.19	36,041.55	263,246.62	271,961.06	433,048.13
Division: 9500 - Non-Departmental						
51 - Contractual and Maintenance Services	7,000.00	7,000.00	0.00	1,441.02	1,441.02	5,558.98
55 - Non-Dept - Other	44,400.00	44,400.00	774.26	25,148.13	30,998.01	13,401.99
70 - Debt Service	38,150.00	38,150.00	3,175.74	22,230.19	22,230.19	15,919.81
Division: 9500 - Non-Departmental Total:	89,550.00	89,550.00	3,950.00	48,819.34	54,669.22	34,880.78
Expense Total:	748,695.00	794,559.19	39,991.55	312,065.96	326,630.28	467,928.91
Fund: 230 - EBONY GOLF COURSE FUND Total:	748,695.00	794,559.19	39,991.55	312,065.96	326,630.28	467,928.91
Fund: 240 - LOS LAGOS GOLF CLUB FUND						
Expense						
Division: 7200 - Los Lagos Golf Club						
50 - Personnel Services	1,168,980.00	1,168,980.00	88,641.67	672,116.98	672,116.98	496,863.02
51 - Contractual and Maintenance Services	330,600.00	330,600.00	18,335.74	138,932.62	185,096.70	145,503.30
52 - Supplies, Materials and Small Equipment	276,050.00	276,050.00	20,710.30	111,410.00	130,394.62	145,655.38
60 - Capital Outlay	0.00	78,885.42	0.00	81,402.54	81,402.54	-2,517.12
68 - Other Debt Capital Outlay	935,000.00	935,000.00	0.00	0.00	0.00	935,000.00
Division: 7200 - Los Lagos Golf Club Total:	2,710,630.00	2,789,515.42	127,687.71	1,003,862.14	1,069,010.84	1,720,504.58
Division: 9500 - Non-Departmental						
51 - Contractual and Maintenance Services	31,000.00	31,000.00	0.00	8,096.19	8,096.19	22,903.81
55 - Non-Dept - Other	211,700.00	211,700.00	30,156.40	193,066.91	213,135.85	-1,435.85
70 - Debt Service	465,400.00	465,400.00	7,284.75	434,613.73	434,613.73	30,786.27
Division: 9500 - Non-Departmental Total:	708,100.00	708,100.00	37,441.15	635,776.83	655,845.77	52,254.23
Expense Total:	3,418,730.00	3,497,615.42	165,128.86	1,639,638.97	1,724,856.61	1,772,758.81
Fund: 240 - LOS LAGOS GOLF CLUB FUND Total:	3,418,730.00	3,497,615.42	165,128.86	1,639,638.97	1,724,856.61	1,772,758.81
Total Surplus (Deficit):	-181,303,568.97	-187,005,095.61	-9,051,550.71	-77,628,999.09	-88,113,967.49	

Fund Summary

Fund	Original Total Budget	Current Total Budget	MTD Activity	YTD Activity	YTD Activity + Encumbrances	Budget Remaining
100 - GENERAL FUND	-94,848,347.97	-98,382,322.70	-6,285,790.30	-44,782,930.81	-47,738,148.83	-50,644,173.87
113 - HOTEL OCCUPANCY TAX ...	-530,320.00	-530,320.00	-51,916.04	-298,563.86	-438,274.44	-92,045.56
150 - DEBT SERVICE FUND	0.00	0.00	-1,500.00	-6,142,737.20	-6,142,737.20	6,142,737.20
200 - UTILITY FUND	-47,568,086.00	-49,167,352.44	-1,151,290.52	-13,319,764.38	-15,043,601.80	-34,123,750.64
201 - UTILITIES PROJECTS FUND	0.00	0.00	-65,497.54	-954,820.29	-4,792,444.16	4,792,444.16
210 - SOLID WASTE MANAGE...	-31,516,352.00	-31,850,768.37	-1,127,125.67	-8,787,603.97	-10,331,157.24	-21,519,611.13
220 - EDINBURG INTERNATIO...	-2,673,038.00	-2,782,157.49	-163,310.23	-1,390,873.65	-1,576,116.93	-1,206,040.56
230 - EBONY GOLF COURSE F...	-748,695.00	-794,559.19	-39,991.55	-312,065.96	-326,630.28	-467,928.91
240 - LOS LAGOS GOLF CLUB F...	-3,418,730.00	-3,497,615.42	-165,128.86	-1,639,638.97	-1,724,856.61	-1,772,758.81
Total Surplus (Deficit):	-181,303,568.97	-187,005,095.61	-9,051,550.71	-77,628,999.09	-88,113,967.49	



Edinburg, TX

Unaudited Income Statement - Summary

Group Summary

For Fiscal: 2022-2023 Period Ending: 04/30/2023

Account Type	Original Total Budget	Current Total Budget	MTD Activity	YTD Activity	YTD Activity + Encumbrances	Budget Remaining
Fund: 100 - GENERAL FUND						
Revenue	93,811,233.00	93,811,233.00	931,653.22	49,984,413.38	49,984,413.38	43,826,819.62
Expense	94,848,347.97	98,382,322.70	6,285,790.30	44,782,930.81	47,738,148.83	50,644,173.87
Fund: 100 - GENERAL FUND Surplus (Deficit):	-1,037,114.97	-4,571,089.70	-5,354,137.08	5,201,482.57	2,246,264.55	-6,817,354.25
Fund: 113 - HOTEL OCCUPANCY TAX FUND						
Revenue	0.00	0.00	91,258.95	553,037.38	553,037.38	-553,037.38
Expense	530,320.00	530,320.00	51,916.04	298,563.86	438,274.44	92,045.56
Fund: 113 - HOTEL OCCUPANCY TAX FUND Surplus (Deficit):	-530,320.00	-530,320.00	39,342.91	254,473.52	114,762.94	-645,082.94
Fund: 150 - DEBT SERVICE FUND						
Revenue	0.00	0.00	95,797.56	8,062,748.60	8,062,748.60	-8,062,748.60
Expense	0.00	0.00	1,500.00	6,142,737.20	6,142,737.20	-6,142,737.20
Fund: 150 - DEBT SERVICE FUND Surplus (Deficit):	0.00	0.00	94,297.56	1,920,011.40	1,920,011.40	-1,920,011.40
Fund: 200 - UTILITY FUND						
Revenue	46,420,000.00	46,420,000.00	1,852,254.65	11,906,321.08	11,906,321.08	34,513,678.92
Expense	47,568,086.00	49,167,352.44	1,151,290.52	13,319,764.38	15,043,601.80	34,123,750.64
Fund: 200 - UTILITY FUND Surplus (Deficit):	-1,148,086.00	-2,747,352.44	700,964.13	-1,413,443.30	-3,137,280.72	389,928.28
Fund: 201 - UTILITIES PROJECTS FUND						
Revenue	0.00	0.00	0.00	102,299.59	102,299.59	-102,299.59
Expense	0.00	0.00	65,497.54	954,820.29	4,792,444.16	-4,792,444.16
Fund: 201 - UTILITIES PROJECTS FUND Surplus (Deficit):	0.00	0.00	-65,497.54	-852,520.70	-4,690,144.57	4,690,144.57
Fund: 210 - SOLID WASTE MANAGEMENT FUND						
Revenue	27,128,500.00	27,128,500.00	1,948,176.07	13,956,797.51	13,915,088.14	13,213,411.86
Expense	31,516,352.00	31,850,768.37	1,127,125.67	8,787,603.97	10,331,157.24	21,519,611.13
Fund: 210 - SOLID WASTE MANAGEMENT FUND Surplus (Deficit):	-4,387,852.00	-4,722,268.37	821,050.40	5,169,193.54	3,583,930.90	-8,306,199.27
Fund: 220 - EDINBURG INTERNATIONAL AIRPORT						
Revenue	2,673,038.00	2,673,038.00	110,125.71	981,042.27	981,042.27	1,691,995.73
Expense	2,673,038.00	2,782,157.49	163,310.23	1,390,873.65	1,576,116.93	1,206,040.56
Fund: 220 - EDINBURG INTERNATIONAL AIRPORT Surplus (Deficit):	0.00	-109,119.49	-53,184.52	-409,831.38	-595,074.66	485,955.17
Fund: 230 - EBONY GOLF COURSE FUND						
Revenue	748,695.00	748,695.00	20,421.48	204,026.67	204,026.67	544,668.33
Expense	748,695.00	794,559.19	39,991.55	312,065.96	326,630.28	467,928.91
Fund: 230 - EBONY GOLF COURSE FUND Surplus (Deficit):	0.00	-45,864.19	-19,570.07	-108,039.29	-122,603.61	76,739.42
Fund: 240 - LOS LAGOS GOLF CLUB FUND						
Revenue	3,418,730.00	3,418,730.00	156,562.45	934,516.40	934,516.40	2,484,213.60
Expense	3,418,730.00	3,497,615.42	165,128.86	1,639,638.97	1,724,856.61	1,772,758.81
Fund: 240 - LOS LAGOS GOLF CLUB FUND Surplus (Deficit):	0.00	-78,885.42	-8,566.41	-705,122.57	-790,340.21	711,454.79
Total Surplus (Deficit):	-7,103,372.97	-12,804,899.61	-3,845,300.62	9,056,203.79	-1,470,473.98	

Fund Summary

Fund	Original Total Budget	Current Total Budget	MTD Activity	YTD Activity	YTD Activity + Encumbrances	Budget Remaining
100 - GENERAL FUND	-1,037,114.97	-4,571,089.70	-5,354,137.08	5,201,482.57	2,246,264.55	-6,817,354.25
113 - HOTEL OCCUPANCY TAX ...	-530,320.00	-530,320.00	39,342.91	254,473.52	114,762.94	-645,082.94
150 - DEBT SERVICE FUND	0.00	0.00	94,297.56	1,920,011.40	1,920,011.40	-1,920,011.40
200 - UTILITY FUND	-1,148,086.00	-2,747,352.44	700,964.13	-1,413,443.30	-3,137,280.72	389,928.28
201 - UTILITIES PROJECTS FUND	0.00	0.00	-65,497.54	-852,520.70	-4,690,144.57	4,690,144.57
210 - SOLID WASTE MANAGE...	-4,387,852.00	-4,722,268.37	821,050.40	5,169,193.54	3,583,930.90	-8,306,199.27
220 - EDINBURG INTERNATIO...	0.00	-109,119.49	-53,184.52	-409,831.38	-595,074.66	485,955.17
230 - EBONY GOLF COURSE F...	0.00	-45,864.19	-19,570.07	-108,039.29	-122,603.61	76,739.42
240 - LOS LAGOS GOLF CLUB F...	0.00	-78,885.42	-8,566.41	-705,122.57	-790,340.21	711,454.79
Total Surplus (Deficit):	-7,103,372.97	-12,804,899.61	-3,845,300.62	9,056,203.79	-1,470,473.98	



Budget Report

Group Summary

For Fiscal: 2022-2023 Period Ending: 04/30/2023

ExpCategor...	Original Total Budget	Current Total Budget	Period Activity	Fiscal Activity	Encumbrances	Variance Favorable (Unfavorable)	Percent Remaining
Department: 01 - Mayor & Council							
502 - Payroll Benefits	53,070.00	53,070.00	2,160.27	25,543.43	0.00	27,526.57	51.87%
511 - Professional	55,000.00	55,000.00	521.95	36,721.95	0.00	18,278.05	33.23%
512 - Service Agreements	13,000.00	13,000.00	1,199.00	3,396.38	0.00	9,603.62	73.87%
513 - Maintenance/Contractual	110,000.00	110,000.00	1,753.98	58,557.84	0.00	51,442.16	46.77%
521 - Office Supplies	5,000.00	5,000.00	-239.84	936.16	0.00	4,063.84	81.28%
522 - Operating Supplies	25,000.00	25,000.00	711.31	2,434.56	0.00	22,565.44	90.26%
Department: 01 - Mayor & Council Total:	261,070.00	261,070.00	6,106.67	127,590.32	0.00	133,479.68	51.13%
Department: 02 - City Manager							
501 - Salaries and Wages	1,062,064.00	1,062,064.00	68,896.14	507,513.21	0.00	554,550.79	52.21%
502 - Payroll Benefits	361,428.00	361,428.00	22,643.92	163,830.43	0.00	197,597.57	54.67%
511 - Professional	30,000.00	30,000.00	500.00	21,260.00	0.00	8,740.00	29.13%
512 - Service Agreements	161,000.00	161,000.00	10,993.68	66,944.26	10,512.00	83,543.74	51.89%
513 - Maintenance/Contractual	102,000.00	102,000.00	2,222.58	73,374.15	0.00	28,625.85	28.06%
521 - Office Supplies	5,000.00	5,000.00	0.00	1,910.44	0.00	3,089.56	61.79%
522 - Operating Supplies	13,500.00	13,500.00	498.34	3,250.89	0.00	10,249.11	75.92%
607 - Furniture	10,000.00	10,000.00	0.00	0.00	0.00	10,000.00	100.00%
800 - Grants Incentives	80,000.00	80,000.00	4,771.10	59,429.54	0.00	20,570.46	25.71%
Department: 02 - City Manager Total:	1,824,992.00	1,824,992.00	110,525.76	897,512.92	10,512.00	916,967.08	50.24%
Department: 03 - Legal							
501 - Salaries and Wages	128,139.00	128,139.00	5,282.36	36,580.85	0.00	91,558.15	71.45%
502 - Payroll Benefits	41,462.00	41,462.00	2,177.59	15,096.64	0.00	26,365.36	63.59%
511 - Professional	455,692.00	455,692.00	10,943.40	57,823.40	0.00	397,868.60	87.31%
512 - Service Agreements	4,300.00	4,300.00	284.12	690.03	0.00	3,609.97	83.95%
513 - Maintenance/Contractual	4,000.00	4,000.00	0.00	0.00	0.00	4,000.00	100.00%
521 - Office Supplies	2,800.00	2,800.00	-177.53	1,009.02	4,296.00	-2,505.02	-89.47%
522 - Operating Supplies	200.00	200.00	0.00	0.00	0.00	200.00	100.00%
Department: 03 - Legal Total:	636,593.00	636,593.00	18,509.94	111,199.94	4,296.00	521,097.06	81.86%
Department: 04 - City Secretary							
501 - Salaries and Wages	356,198.00	356,198.00	26,543.37	186,713.08	0.00	169,484.92	47.58%
502 - Payroll Benefits	155,409.00	155,409.00	10,025.83	70,086.70	0.00	85,322.30	54.90%
511 - Professional	36,000.00	36,000.00	155.64	8,141.96	1,341.51	26,516.53	73.66%
512 - Service Agreements	22,550.00	22,550.00	471.57	5,500.33	15,408.00	1,641.67	7.28%
513 - Maintenance/Contractual	8,950.00	8,950.00	0.00	1,660.83	0.00	7,289.17	81.44%
521 - Office Supplies	10,000.00	10,000.00	980.68	3,614.83	0.00	6,385.17	63.85%

Budget Report

For Fiscal: 2022-2023 Period Ending: 04/30/2023

ExpCategory...	Original Total Budget	Current Total Budget	Period Activity	Fiscal Activity	Encumbrances	Variance Favorable (Unfavorable)	Percent Remaining
522 - Operating Supplies	3,750.00	3,750.00	1,010.18	1,821.73	0.00	1,928.27	51.42%
523 - Other Supplies and Materials	2,000.00	2,000.00	0.00	724.05	0.00	1,275.95	63.80%
Department: 04 - City Secretary Total:	594,857.00	594,857.00	39,187.27	278,263.51	16,749.51	299,843.98	50.41%
Department: 05 - Finance							
501 - Salaries and Wages	1,432,854.00	1,432,854.00	85,038.80	597,933.06	0.00	834,920.94	58.27%
502 - Payroll Benefits	642,149.00	642,149.00	35,626.07	247,203.17	0.00	394,945.83	61.50%
511 - Professional	15,000.00	15,000.00	0.00	0.00	36,010.00	-21,010.00	-140.07%
512 - Service Agreements	447,160.00	447,160.00	23,353.05	147,473.25	35,936.25	263,750.50	58.98%
513 - Maintenance/Contractual	19,390.00	19,720.00	3,863.80	6,198.31	0.00	13,521.69	68.57%
521 - Office Supplies	19,430.00	19,430.00	231.89	8,406.26	0.00	11,023.74	56.74%
522 - Operating Supplies	15,900.00	18,003.10	2,950.90	5,440.88	5,264.07	7,298.15	40.54%
Department: 05 - Finance Total:	2,591,883.00	2,594,316.10	151,064.51	1,012,654.93	77,210.32	1,504,450.85	57.99%
Department: 06 - Human Resources							
501 - Salaries and Wages	670,700.00	670,700.00	51,363.84	356,944.26	0.00	313,755.74	46.78%
502 - Payroll Benefits	290,277.00	290,277.00	21,758.56	149,743.06	0.00	140,533.94	48.41%
511 - Professional	170,190.00	170,190.00	18,640.55	78,497.58	5,158.50	86,533.92	50.85%
512 - Service Agreements	49,420.00	49,420.00	1,387.06	15,524.77	11,616.00	22,279.23	45.08%
513 - Maintenance/Contractual	43,580.00	43,580.00	2,044.09	15,348.40	0.00	28,231.60	64.78%
521 - Office Supplies	3,900.00	3,900.00	229.95	1,495.36	0.00	2,404.64	61.66%
522 - Operating Supplies	10,250.00	10,250.00	621.18	5,895.33	0.00	4,354.67	42.48%
523 - Other Supplies and Materials	52,550.00	56,688.00	6,194.52	22,416.42	8,800.00	25,471.58	44.93%
Department: 06 - Human Resources Total:	1,290,867.00	1,295,005.00	102,239.75	645,865.18	25,574.50	623,565.32	48.15%
Department: 07 - Municipal Court							
501 - Salaries and Wages	734,344.00	734,344.00	56,711.98	372,666.90	0.00	361,677.10	49.25%
502 - Payroll Benefits	316,395.09	316,395.09	21,432.70	144,036.96	0.00	172,358.13	54.48%
511 - Professional	3,800.00	3,800.00	0.00	900.00	0.00	2,900.00	76.32%
512 - Service Agreements	14,560.00	14,560.00	288.50	19,733.66	17,712.00	-22,885.66	-157.18%
513 - Maintenance/Contractual	4,500.00	4,500.00	0.00	1,772.10	0.00	2,727.90	60.62%
521 - Office Supplies	7,000.00	7,000.00	95.90	2,311.06	0.00	4,688.94	66.98%
522 - Operating Supplies	16,700.00	16,700.00	25.36	2,335.67	0.00	14,364.33	86.01%
523 - Other Supplies and Materials	5,000.00	5,000.00	0.00	0.00	0.00	5,000.00	100.00%
605 - Equipment	50,000.00	50,000.00	0.00	0.00	0.00	50,000.00	100.00%
Department: 07 - Municipal Court Total:	1,152,299.09	1,152,299.09	78,554.44	543,756.35	17,712.00	590,830.74	51.27%
Department: 08 - Engineering							
501 - Salaries and Wages	798,728.00	798,728.00	57,198.02	423,798.25	0.00	374,929.75	46.94%
502 - Payroll Benefits	324,136.00	324,136.00	20,726.26	154,445.84	0.00	169,690.16	52.35%
511 - Professional	157,000.00	170,400.00	87,932.00	128,889.12	27,280.00	14,230.88	8.35%
512 - Service Agreements	73,930.00	73,930.00	1,016.10	64,569.07	21,648.00	-12,287.07	-16.62%
513 - Maintenance/Contractual	22,798.00	22,798.00	3,689.69	8,122.23	0.00	14,675.77	64.37%
521 - Office Supplies	4,000.00	4,000.00	565.58	1,310.58	0.00	2,689.42	67.24%

Budget Report

For Fiscal: 2022-2023 Period Ending: 04/30/2023

ExpCategory...	Original Total Budget	Current Total Budget	Period Activity	Fiscal Activity	Encumbrances	Variance Favorable (Unfavorable)	Percent Remaining
522 - Operating Supplies	76,730.00	76,730.00	1,170.22	28,141.91	0.00	48,588.09	63.32%
605 - Equipment	0.00	0.00	0.00	14,424.91	0.00	-14,424.91	0.00%
Department: 08 - Engineering Total:	1,457,322.00	1,470,722.00	172,297.87	823,701.91	48,928.00	598,092.09	40.67%
Department: 09 - Planning & Zoning							
501 - Salaries and Wages	566,170.96	566,170.96	42,005.03	275,895.50	0.00	290,275.46	51.27%
502 - Payroll Benefits	198,292.00	198,292.00	15,824.04	104,343.16	0.00	93,948.84	47.38%
512 - Service Agreements	50,968.00	50,968.00	2,276.67	19,440.52	8,976.00	22,551.48	44.25%
513 - Maintenance/Contractual	17,310.00	17,310.00	462.19	5,272.88	0.00	12,037.12	69.54%
521 - Office Supplies	7,000.00	7,000.00	517.90	2,749.29	0.00	4,250.71	60.72%
522 - Operating Supplies	8,050.00	8,050.00	237.44	1,949.98	0.00	6,100.02	75.78%
523 - Other Supplies and Materials	22,875.00	22,875.00	29.99	906.31	0.00	21,968.69	96.04%
Department: 09 - Planning & Zoning Total:	870,665.96	870,665.96	61,353.26	410,557.64	8,976.00	451,132.32	51.81%
Department: 10 - Information Tech							
501 - Salaries and Wages	922,980.00	922,980.00	68,601.98	458,528.35	0.00	464,451.65	50.32%
502 - Payroll Benefits	363,937.00	363,937.00	25,262.23	168,450.43	0.00	195,486.57	53.71%
511 - Professional	25,500.00	25,500.00	0.00	0.00	0.00	25,500.00	100.00%
512 - Service Agreements	255,740.00	259,790.00	-15,217.39	80,249.83	35,377.50	144,162.67	55.49%
513 - Maintenance/Contractual	443,190.00	443,387.50	5,067.30	271,390.77	5,337.50	166,659.23	37.59%
521 - Office Supplies	8,500.00	8,500.00	1,770.92	9,363.98	0.00	-863.98	-10.16%
522 - Operating Supplies	178,160.00	178,160.00	4,197.70	56,566.00	0.00	121,594.00	68.25%
605 - Equipment	14,000.00	128,008.14	0.00	84,063.14	29,945.00	14,000.00	10.94%
607 - Furniture	0.00	0.00	0.00	0.00	116,084.00	-116,084.00	0.00%
Department: 10 - Information Tech Total:	2,212,007.00	2,330,262.64	89,682.74	1,128,612.50	186,744.00	1,014,906.14	43.55%
Department: 11 - Communications and Media							
501 - Salaries and Wages	620,787.00	620,787.00	46,658.36	300,531.75	0.00	320,255.25	51.59%
502 - Payroll Benefits	219,429.00	219,429.00	17,000.09	104,866.87	0.00	114,562.13	52.21%
511 - Professional	68,000.00	68,000.00	828.00	30,611.69	0.00	37,388.31	54.98%
512 - Service Agreements	17,000.00	17,000.00	850.91	5,108.66	0.00	11,891.34	69.95%
513 - Maintenance/Contractual	8,000.00	8,000.00	-9.24	3,170.30	0.00	4,829.70	60.37%
521 - Office Supplies	4,500.00	4,500.00	590.21	2,510.85	0.00	1,989.15	44.20%
522 - Operating Supplies	46,500.00	46,500.00	4,951.88	13,801.20	0.00	32,698.80	70.32%
Department: 11 - Communications and Media Total:	984,216.00	984,216.00	70,870.21	460,601.32	0.00	523,614.68	53.20%
Department: 16 - City Hall							
511 - Professional	6,000.00	6,000.00	695.18	2,094.02	0.00	3,905.98	65.10%
512 - Service Agreements	164,070.00	164,070.00	8,539.33	61,058.73	57,008.75	46,002.52	28.04%
521 - Office Supplies	7,000.00	7,000.00	281.94	3,613.98	0.00	3,386.02	48.37%
603 - Buildings/Structures	15,000.00	15,000.00	0.00	0.00	0.00	15,000.00	100.00%
Department: 16 - City Hall Total:	192,070.00	192,070.00	9,516.45	66,766.73	57,008.75	68,294.52	35.56%
Department: 20 - Police							
501 - Salaries and Wages	17,665,252.00	17,665,252.00	1,393,575.44	9,463,247.18	0.00	8,202,004.82	46.43%

Budget Report

For Fiscal: 2022-2023 Period Ending: 04/30/2023

ExpCategor...	Original Total Budget	Current Total Budget	Period Activity	Fiscal Activity	Encumbrances	Variance Favorable (Unfavorable)	Percent Remaining
502 - Payroll Benefits	6,543,449.00	6,543,449.00	489,208.53	3,581,199.95	0.00	2,962,249.05	45.27%
511 - Professional	60,350.00	60,350.00	2,890.73	14,012.18	0.00	46,337.82	76.78%
512 - Service Agreements	965,604.11	965,604.11	32,513.28	512,750.07	43,010.82	409,843.22	42.44%
513 - Maintenance/Contractual	652,815.00	684,929.49	42,875.51	272,851.50	184,161.85	227,916.14	33.28%
521 - Office Supplies	39,400.00	39,750.77	1,462.33	27,431.95	0.00	12,318.82	30.99%
522 - Operating Supplies	1,010,567.80	1,029,036.40	40,586.13	334,960.46	302,792.46	391,283.48	38.02%
523 - Other Supplies and Materials	187,516.00	191,438.38	3,151.59	85,151.72	24,284.23	82,002.43	42.83%
605 - Equipment	12,500.00	14,999.00	0.00	2,499.00	0.00	12,500.00	83.34%
606 - Vehicles	0.00	1,248,327.68	61,679.92	1,011,724.94	236,602.74	0.00	0.00%
Department: 20 - Police Total:	27,137,453.91	28,443,136.83	2,067,943.46	15,305,828.95	790,852.10	12,346,455.78	43.41%
Department: 25 - Fire							
501 - Salaries and Wages	6,044,530.00	6,044,530.00	466,539.94	3,317,678.15	0.00	2,726,851.85	45.11%
502 - Payroll Benefits	2,168,798.00	2,168,798.00	159,759.31	1,259,086.38	0.00	909,711.62	41.95%
511 - Professional	90,000.00	90,000.00	5,417.75	17,838.25	5,417.75	66,744.00	74.16%
512 - Service Agreements	240,630.00	243,122.78	12,305.08	100,424.07	17,881.29	124,817.42	51.34%
513 - Maintenance/Contractual	441,390.00	452,843.80	35,658.79	173,314.47	21,474.78	258,054.55	56.99%
521 - Office Supplies	17,000.00	17,000.00	72.10	8,268.42	0.00	8,731.58	51.36%
522 - Operating Supplies	748,600.00	777,503.00	28,842.95	217,332.02	144,256.40	415,914.58	53.49%
523 - Other Supplies and Materials	177,150.00	177,150.00	0.00	589.86	47,592.46	128,967.68	72.80%
603 - Buildings/Structures	0.00	103,200.00	0.00	3,200.00	100,000.00	0.00	0.00%
605 - Equipment	200,000.00	237,520.96	0.00	37,520.96	310,550.00	-110,550.00	-46.54%
606 - Vehicles	0.00	0.00	0.00	59,950.25	0.00	-59,950.25	0.00%
Department: 25 - Fire Total:	10,128,098.00	10,311,668.54	708,595.92	5,195,202.83	647,172.68	4,469,293.03	43.34%
Department: 30 - Public Works							
501 - Salaries and Wages	3,242,432.00	3,242,432.00	235,627.62	1,591,552.86	0.00	1,650,879.14	50.91%
502 - Payroll Benefits	1,554,831.00	1,554,831.00	101,083.28	715,641.58	0.00	839,189.42	53.97%
511 - Professional	15,000.00	15,000.00	600.00	600.00	0.00	14,400.00	96.00%
512 - Service Agreements	1,272,685.00	1,272,685.00	135,700.84	723,724.62	38,360.78	510,599.60	40.12%
513 - Maintenance/Contractual	689,715.00	691,459.49	59,447.86	327,867.07	25,104.89	338,487.53	48.95%
521 - Office Supplies	5,500.00	5,500.00	369.69	2,094.24	0.00	3,405.76	61.92%
522 - Operating Supplies	696,550.00	696,550.00	43,949.64	334,385.08	22,885.27	339,279.65	48.71%
523 - Other Supplies and Materials	75,750.00	75,750.00	10,000.00	43,112.12	0.00	32,637.88	43.09%
603 - Buildings/Structures	463,580.00	463,580.00	0.00	0.00	163,580.00	300,000.00	64.71%
605 - Equipment	67,500.00	1,002,220.02	0.00	217,893.32	690,567.70	93,759.00	9.36%
606 - Vehicles	0.00	0.00	0.00	65,946.75	0.00	-65,946.75	0.00%
Department: 30 - Public Works Total:	8,083,543.00	9,020,007.51	586,778.93	4,022,817.64	940,498.64	4,056,691.23	44.97%
Department: 40 - Parks and Recreation							
501 - Salaries and Wages	5,445,104.00	5,445,104.00	369,046.45	2,491,582.97	0.00	2,953,521.03	54.24%
502 - Payroll Benefits	2,164,076.00	2,164,076.00	152,573.70	1,074,538.16	0.00	1,089,537.84	50.35%
511 - Professional	21,000.00	21,000.00	1,993.00	2,773.00	0.00	18,227.00	86.80%
512 - Service Agreements	1,010,150.00	1,011,400.00	80,207.75	522,259.60	79,292.45	409,847.95	40.52%

Budget Report

For Fiscal: 2022-2023 Period Ending: 04/30/2023

ExpCategory...	Original Total Budget	Current Total Budget	Period Activity	Fiscal Activity	Encumbrances	Variance Favorable (Unfavorable)	Percent Remaining
513 - Maintenance/Contractual	529,350.00	662,939.08	26,811.66	375,794.68	18,003.21	269,141.19	40.60%
521 - Office Supplies	18,850.00	18,850.00	1,025.95	8,775.97	480.00	9,594.03	50.90%
522 - Operating Supplies	1,091,610.00	1,098,014.88	93,853.82	647,361.09	31,627.69	419,026.10	38.16%
523 - Other Supplies and Materials	38,450.00	38,450.00	3,945.25	28,292.01	0.00	10,157.99	26.42%
551 - Non Dept-Other	12,000.00	12,000.00	592.26	6,366.88	530.00	5,103.12	42.53%
603 - Buildings/Structures	340,000.00	474,058.11	0.00	152,167.11	320,491.00	1,400.00	0.30%
604 - Improvement O/T Bldgs (Public Work/Parks)	0.00	0.00	0.00	675.00	0.00	-675.00	0.00%
605 - Equipment	26,000.00	79,000.00	0.00	77,527.39	0.00	1,472.61	1.86%
606 - Vehicles	0.00	453,938.00	0.00	453,938.00	0.00	0.00	0.00%
607 - Furniture	14,100.00	14,100.00	0.00	15,709.16	0.00	-1,609.16	-11.41%
Department: 40 - Parks and Recreation Total:	10,710,690.00	11,492,930.07	730,049.84	5,857,761.02	450,424.35	5,184,744.70	45.11%
Department: 41 - Library							
501 - Salaries and Wages	1,411,633.00	1,411,633.00	97,545.87	685,827.99	0.00	725,805.01	51.42%
502 - Payroll Benefits	570,918.00	570,918.00	41,580.61	288,591.98	0.00	282,326.02	49.45%
511 - Professional	316,750.00	316,750.00	42,894.00	168,547.25	8,858.00	139,344.75	43.99%
512 - Service Agreements	45,790.00	45,790.00	3,063.90	19,177.19	35,493.97	-8,881.16	-19.40%
513 - Maintenance/Contractual	73,890.00	73,890.00	3,707.99	20,859.58	0.00	53,030.42	71.77%
521 - Office Supplies	25,000.00	25,000.00	4,556.27	17,853.18	2,812.33	4,334.49	17.34%
522 - Operating Supplies	44,798.00	44,798.00	859.24	7,929.67	17,888.74	18,979.59	42.37%
523 - Other Supplies and Materials	114,005.00	114,005.00	5,548.52	60,221.55	796.92	52,986.53	46.48%
551 - Non Dept-Other	20,000.00	20,000.00	2,556.59	17,818.63	0.00	2,181.37	10.91%
605 - Equipment	0.00	101,990.00	0.00	65,300.00	36,690.00	0.00	0.00%
Department: 41 - Library Total:	2,622,784.00	2,724,774.00	202,312.99	1,352,127.02	102,539.96	1,270,107.02	46.61%
Department: 50 - Grants Administration							
501 - Salaries and Wages	495,948.01	495,948.01	33,204.95	246,438.13	0.00	249,509.88	50.31%
502 - Payroll Benefits	166,941.01	166,941.01	10,810.42	80,733.22	0.00	86,207.79	51.64%
511 - Professional	54,100.00	54,100.00	9,541.67	12,786.21	0.00	41,313.79	76.37%
512 - Service Agreements	23,468.00	23,468.00	706.66	7,852.21	8,592.00	7,023.79	29.93%
513 - Maintenance/Contractual	37,380.00	37,380.00	39.55	7,212.23	0.00	30,167.77	80.71%
521 - Office Supplies	4,300.00	4,300.00	143.08	1,402.92	0.00	2,897.08	67.37%
522 - Operating Supplies	7,860.00	7,860.00	83.93	1,282.26	0.00	6,577.74	83.69%
610 - CDBG Projects	162,570.00	162,570.00	0.00	600.00	0.00	161,970.00	99.63%
Department: 50 - Grants Administration Total:	952,567.02	952,567.02	54,530.26	358,307.18	8,592.00	585,667.84	61.48%
Department: 59 - Building Safety							
501 - Salaries and Wages	1,651,646.00	1,651,646.00	112,560.42	739,071.50	0.00	912,574.50	55.25%
502 - Payroll Benefits	606,491.00	606,491.00	46,548.98	306,201.59	0.00	300,289.41	49.51%
511 - Professional	4,000.00	4,000.00	0.00	0.00	0.00	4,000.00	100.00%
512 - Service Agreements	50,700.00	50,700.00	3,176.35	22,190.99	8,976.00	19,533.01	38.53%
513 - Maintenance/Contractual	228,940.00	228,940.00	6,989.83	157,013.88	0.00	71,926.12	31.42%
521 - Office Supplies	11,000.00	11,000.00	990.64	5,678.99	0.00	5,321.01	48.37%
522 - Operating Supplies	69,409.00	69,409.00	3,072.04	25,387.45	0.00	44,021.55	63.42%

Budget Report

For Fiscal: 2022-2023 Period Ending: 04/30/2023

ExpCategor...	Original Total Budget	Current Total Budget	Period Activity	Fiscal Activity	Encumbrances	Variance Favorable (Unfavorable)	Percent Remaining
606 - Vehicles	0.00	27,273.05	0.00	0.00	27,273.05	0.00	0.00%
Department: 59 - Building Safety Total:	2,622,186.00	2,649,459.05	173,338.26	1,255,544.40	36,249.05	1,357,665.60	51.24%
Department: 60 - Utility Administration							
501 - Salaries and Wages	509,507.00	509,507.00	39,342.69	275,742.13	0.00	233,764.87	45.88%
502 - Payroll Benefits	183,445.00	183,445.00	15,439.11	107,307.52	0.00	76,137.48	41.50%
511 - Professional	49,100.00	49,100.00	0.00	0.00	35,000.00	14,100.00	28.72%
512 - Service Agreements	10,700.00	10,700.00	459.78	7,878.35	113.70	2,707.95	25.31%
513 - Maintenance/Contractual	12,460.00	12,460.00	297.22	3,079.80	0.00	9,380.20	75.28%
521 - Office Supplies	2,300.00	2,300.00	13.33	1,437.25	0.00	862.75	37.51%
522 - Operating Supplies	15,230.00	15,230.00	315.00	2,733.51	0.00	12,496.49	82.05%
605 - Equipment	110,000.00	180,000.00	0.00	39,000.00	31,000.00	110,000.00	61.11%
Department: 60 - Utility Administration Total:	892,742.00	962,742.00	55,867.13	437,178.56	66,113.70	459,449.74	47.72%
Department: 61 - Water Plant							
501 - Salaries and Wages	922,744.00	922,744.00	70,798.04	486,410.77	0.00	436,333.23	47.29%
502 - Payroll Benefits	412,531.00	412,531.00	31,685.66	226,262.95	0.00	186,268.05	45.15%
511 - Professional	55,000.00	57,660.00	1,489.68	15,983.96	6,432.00	35,244.04	61.12%
512 - Service Agreements	765,300.00	765,300.00	40,056.06	456,948.40	795.90	307,555.70	40.19%
513 - Maintenance/Contractual	1,642,400.00	1,654,293.65	65,653.72	459,767.20	22,352.45	1,172,174.00	70.86%
521 - Office Supplies	2,400.00	2,400.00	70.32	708.53	0.00	1,691.47	70.48%
522 - Operating Supplies	1,259,470.00	1,259,470.00	94,559.13	648,960.03	541,319.14	69,190.83	5.49%
523 - Other Supplies and Materials	100,000.00	108,412.23	1,513.63	26,107.38	19,171.19	63,133.66	58.23%
603 - Buildings/Structures	720,000.00	720,000.00	0.00	0.00	0.00	720,000.00	100.00%
605 - Equipment	7,500,000.00	7,725,389.00	0.00	213,313.50	25,875.50	7,486,200.00	96.90%
Department: 61 - Water Plant Total:	13,379,845.00	13,628,199.88	305,826.24	2,534,462.72	615,946.18	10,477,790.98	76.88%
Department: 62 - Waste Water Treatment							
501 - Salaries and Wages	1,555,237.00	1,555,237.00	105,130.86	681,536.82	0.00	873,700.18	56.18%
502 - Payroll Benefits	691,678.00	691,678.00	44,594.34	311,940.58	0.00	379,737.42	54.90%
511 - Professional	26,800.00	28,900.00	4,090.00	7,547.00	12,270.00	9,083.00	31.43%
512 - Service Agreements	777,010.00	783,775.00	64,542.14	363,946.80	24,953.63	394,874.57	50.38%
513 - Maintenance/Contractual	227,300.00	234,066.98	11,007.18	248,712.34	37,239.67	-51,885.03	-22.17%
521 - Office Supplies	2,300.00	2,300.00	0.00	1,069.83	0.00	1,230.17	53.49%
522 - Operating Supplies	298,790.00	298,790.00	16,277.15	126,071.63	54,039.83	118,678.54	39.72%
523 - Other Supplies and Materials	149,440.00	151,749.70	33,425.94	149,957.52	34,403.14	-32,610.96	-21.49%
603 - Buildings/Structures	25,000.00	360,000.00	0.00	182,875.00	255,916.49	-78,791.49	-21.89%
605 - Equipment	900,000.00	1,474,120.10	0.00	620,159.07	150,208.03	703,753.00	47.74%
Department: 62 - Waste Water Treatment Total:	4,653,555.00	5,580,616.78	279,067.61	2,693,816.59	569,030.79	2,317,769.40	41.53%
Department: 63 - Systems							
501 - Salaries and Wages	1,924,870.00	1,924,870.00	144,537.50	980,337.48	0.00	944,532.52	49.07%
502 - Payroll Benefits	861,805.00	861,805.00	64,123.99	453,110.64	0.00	408,694.36	47.42%
511 - Professional	100,000.00	325,019.98	5,000.00	8,298.48	225,019.98	91,701.52	28.21%

Budget Report

For Fiscal: 2022-2023 Period Ending: 04/30/2023

ExpCategory...	Original Total Budget	Current Total Budget	Period Activity	Fiscal Activity	Encumbrances	Variance Favorable (Unfavorable)	Percent Remaining
512 - Service Agreements	301,500.00	301,500.00	11,102.89	102,796.45	13,233.19	185,470.36	61.52%
513 - Maintenance/Contractual	768,590.00	831,984.90	9,474.48	311,846.15	167,673.98	352,464.77	42.36%
521 - Office Supplies	3,300.00	3,300.00	49.35	1,343.57	0.00	1,956.43	59.29%
522 - Operating Supplies	237,000.00	237,000.00	18,334.10	132,983.96	6,577.71	97,438.33	41.11%
523 - Other Supplies and Materials	50,000.00	50,000.00	5,834.83	28,106.85	0.00	21,893.15	43.79%
525 - Water and Wastewater	350,000.00	350,000.00	1,984.50	246,255.52	39,855.89	63,888.59	18.25%
602 - Infrastructure	5,700,000.00	5,700,000.00	0.00	0.00	0.00	5,700,000.00	100.00%
605 - Equipment	5,655,000.00	5,718,001.80	0.00	60,813.05	2,188.75	5,655,000.00	98.90%
Department: 63 - Systems Total:	15,952,065.00	16,303,481.68	260,441.64	2,325,892.15	454,549.50	13,523,040.03	82.95%
Department: 65 - Land Fill							
501 - Salaries and Wages	4,893,449.00	4,893,449.00	338,243.14	2,297,693.88	0.00	2,595,755.12	53.05%
502 - Payroll Benefits	2,191,064.00	2,191,064.00	144,673.16	1,091,644.32	0.00	1,099,419.68	50.18%
511 - Professional	810,000.00	1,046,326.41	0.00	180,401.73	140,851.14	725,073.54	69.30%
512 - Service Agreements	359,000.00	381,553.00	12,000.59	168,732.91	135,059.82	77,760.27	20.38%
513 - Maintenance/Contractual	1,908,500.00	1,918,771.96	73,265.50	882,432.31	361,536.38	674,803.27	35.17%
521 - Office Supplies	15,200.00	15,200.00	0.00	1,711.86	967.48	12,520.66	82.37%
522 - Operating Supplies	2,309,500.00	2,309,500.00	193,298.56	1,050,209.06	692,122.67	567,168.27	24.56%
523 - Other Supplies and Materials	802,800.00	802,800.00	153,872.68	372,095.08	147,750.78	282,954.14	35.25%
601 - Land	1,000,000.00	1,000,000.00	0.00	500,000.00	0.00	500,000.00	50.00%
605 - Equipment	0.00	65,265.00	0.00	11,950.00	65,265.00	-11,950.00	-18.31%
Department: 65 - Land Fill Total:	14,289,513.00	14,623,929.37	915,353.63	6,556,871.15	1,543,553.27	6,523,504.95	44.61%
Department: 70 - Aviation							
501 - Salaries and Wages	415,569.00	415,569.00	29,916.85	201,465.67	0.00	214,103.33	51.52%
502 - Payroll Benefits	169,466.00	169,466.00	12,971.59	84,410.04	0.00	85,055.96	50.19%
511 - Professional	10,000.00	10,000.00	0.00	0.00	0.00	10,000.00	100.00%
512 - Service Agreements	274,414.00	274,414.00	61,102.34	209,672.47	38,883.00	25,858.53	9.42%
513 - Maintenance/Contractual	126,439.00	137,559.49	10,176.20	78,463.39	20,711.93	38,384.17	27.90%
521 - Office Supplies	1,500.00	1,500.00	-45.09	1,720.80	0.00	-220.80	-14.72%
522 - Operating Supplies	22,800.00	22,800.00	1,366.57	14,923.07	8,181.35	-304.42	-1.34%
523 - Other Supplies and Materials	2,000.00	2,000.00	0.00	1,846.23	0.00	153.77	7.69%
603 - Buildings/Structures	200,000.00	200,000.00	0.00	11,109.10	117,467.00	71,423.90	35.71%
605 - Equipment	200,000.00	297,999.00	0.00	117,999.00	0.00	180,000.00	60.40%
Department: 70 - Aviation Total:	1,422,188.00	1,531,307.49	115,488.46	721,609.77	185,243.28	624,454.44	40.78%
Department: 71 - Ebony Golf							
501 - Salaries and Wages	248,586.00	248,586.00	19,831.98	117,003.60	0.00	131,582.40	52.93%
502 - Payroll Benefits	100,559.00	100,559.00	8,712.97	51,904.60	0.00	48,654.40	48.38%
512 - Service Agreements	26,000.00	26,000.00	1,875.57	15,838.95	2,429.04	7,732.01	29.74%
513 - Maintenance/Contractual	20,500.00	20,500.00	1,823.28	12,919.35	0.00	7,580.65	36.98%
521 - Office Supplies	1,000.00	1,000.00	0.00	139.56	0.00	860.44	86.04%
522 - Operating Supplies	41,500.00	41,500.00	3,797.75	18,793.23	6,285.40	16,421.37	39.57%
523 - Other Supplies and Materials	1,000.00	1,000.00	0.00	783.14	0.00	216.86	21.69%

Budget Report

For Fiscal: 2022-2023 Period Ending: 04/30/2023

ExpCategor...	Original Total Budget	Current Total Budget	Period Activity	Fiscal Activity	Encumbrances	Variance Favorable (Unfavorable)	Percent Remaining
605 - Equipment	0.00	45,864.19	0.00	45,864.19	0.00	0.00	0.00%
Department: 71 - Ebony Golf Total:	439,145.00	485,009.19	36,041.55	263,246.62	8,714.44	213,048.13	43.93%
Department: 72 - Los Lagos Golf							
501 - Salaries and Wages	826,356.00	826,356.00	63,879.16	477,450.15	0.00	348,905.85	42.22%
502 - Payroll Benefits	342,624.00	342,624.00	24,762.51	194,666.83	0.00	147,957.17	43.18%
511 - Professional	90,500.00	90,500.00	0.00	0.00	0.00	90,500.00	100.00%
512 - Service Agreements	163,100.00	163,100.00	11,665.39	95,550.14	32,287.96	35,261.90	21.62%
513 - Maintenance/Contractual	77,000.00	77,000.00	6,670.35	43,382.48	13,876.12	19,741.40	25.64%
521 - Office Supplies	4,000.00	4,000.00	104.17	2,820.00	0.00	1,180.00	29.50%
522 - Operating Supplies	265,300.00	265,300.00	19,849.70	100,644.39	18,984.62	145,670.99	54.91%
523 - Other Supplies and Materials	6,750.00	6,750.00	0.00	2,213.14	0.00	4,536.86	67.21%
525 - Water and Wastewater	0.00	0.00	756.43	5,732.47	0.00	-5,732.47	0.00%
605 - Equipment	0.00	78,885.42	0.00	81,402.54	0.00	-2,517.12	-3.19%
Department: 72 - Los Lagos Golf Total:	1,775,630.00	1,854,515.42	127,687.71	1,003,862.14	65,148.70	785,504.58	42.36%
Department: 80 - Economic Development							
502 - Payroll Benefits	0.00	0.00	0.00	469.00	0.00	-469.00	0.00%
511 - Professional	0.00	10,150.00	0.00	0.00	10,150.00	0.00	0.00%
512 - Service Agreements	0.00	0.00	0.00	241.35	0.00	-241.35	0.00%
Department: 80 - Economic Development Total:	0.00	10,150.00	0.00	710.35	10,150.00	-710.35	-7.00%
Department: 95 - Non-Department							
501 - Salaries and Wages	1,500.00	1,500.00	0.00	0.00	0.00	1,500.00	100.00%
511 - Professional	73,000.00	73,000.00	0.00	0.00	0.00	73,000.00	100.00%
512 - Service Agreements	3,000.00	3,000.00	0.00	2,516.40	0.00	483.60	16.12%
513 - Maintenance/Contractual	883,000.00	883,000.00	80,576.66	381,182.43	0.00	501,817.57	56.83%
514 - Other/Special	5,552,182.00	5,586,442.00	581,508.60	1,916,575.82	221,592.41	3,448,273.77	61.73%
551 - Non Dept-Other	6,584,620.00	6,601,170.00	134,134.02	2,940,765.10	25,918.82	3,634,486.08	55.06%
552 - Non Dept-Contributions	0.00	0.00	1,278.03	12,927.93	0.00	-12,927.93	0.00%
605 - Equipment	30,000.00	30,000.00	1,824.00	5,049.50	10,543.99	14,406.51	48.02%
701 - Principal	10,136,468.00	10,136,468.00	602,187.37	7,552,083.38	0.00	2,584,384.62	25.50%
702 - Interest	1,930,577.00	1,930,577.00	46,904.10	1,048,272.11	0.00	882,304.89	45.70%
703 - Fees	10,000.00	10,000.00	0.00	217,585.00	0.00	-207,585.00	-2,075.85%
800 - Grants Incentives	519,000.00	519,000.00	301,024.30	818,846.44	589,952.18	-889,798.62	-171.44%
900 - Transfers Out	12,466,833.00	12,466,833.00	0.00	0.00	0.00	12,466,833.00	100.00%
Department: 95 - Non-Department Total:	38,190,180.00	38,240,990.00	1,749,437.08	14,895,804.11	848,007.40	22,497,178.49	58.83%
Report Total:	167,321,026.98	173,022,553.62	9,278,669.58	71,288,126.45	7,796,497.12	93,937,930.05	54.29%

Fund Summary

Fund	Original Total Budget	Current Total Budget	Period Activity	Fiscal Activity	Encumbrances	Variance Favorable (Unfavorable)	Percent Remaining
100 - GENERAL FUND	87,053,493.97	90,587,468.70	6,285,790.30	44,782,930.81	2,955,218.02	42,849,319.87	47.30%
110 - C.D.B.G. FUND	1,312,562.01	1,312,562.01	294,116.41	756,684.85	1,149,152.59	-593,275.43	-45.20%
113 - HOTEL OCCUPANCY TAX FUN	530,320.00	530,320.00	51,916.04	298,563.86	139,710.58	92,045.56	17.36%
200 - UTILITY FUND	43,448,086.00	45,047,352.44	1,151,290.52	13,319,764.38	1,723,837.42	30,003,750.64	66.60%
210 - SOLID WASTE MANAGEMENT	29,291,102.00	29,625,518.37	1,127,125.67	8,787,603.97	1,543,553.27	19,294,361.13	65.13%
220 - EDINBURG INTERNATIONAL /	2,673,038.00	2,782,157.49	163,310.23	1,390,873.65	185,243.28	1,206,040.56	43.35%
230 - EBONY GOLF COURSE FUND	528,695.00	574,559.19	39,991.55	312,065.96	14,564.32	247,928.91	43.15%
240 - LOS LAGOS GOLF CLUB FUND	2,483,730.00	2,562,615.42	165,128.86	1,639,638.97	85,217.64	837,758.81	32.69%
Report Total:	167,321,026.98	173,022,553.62	9,278,669.58	71,288,126.45	7,796,497.12	93,937,930.05	54.29%

**City of Edinburg
General Fund
Budget vs Actual
As of April 30, 2023
Unaudited**

		FY 22/23					
		% of Budget	Original Budget	Current Budget	YTD Actual	% Used	Remaining
Revenues:							
Property Tax		35%	32,955,258	32,955,258	30,048,940	91%	2,906,318
Sales Tax		29%	27,300,000	27,300,000	13,493,570	49%	13,806,430
Franchise Tax		5%	4,335,531	4,335,531	2,634,241	61%	1,701,290
Permits		1%	1,348,000	1,348,000	733,867	54%	614,133
Administrative Services		3%	3,177,500	3,177,500	250,000	8%	2,927,500
Municipal Court		1%	804,900	804,900	482,850	60%	322,050
Other Fees		2%	2,016,900	2,016,900	1,015,745	50%	1,001,155
Recreational Fees		1%	829,000	829,000	312,037	38%	516,963
Grants		7%	6,136,890	6,136,890	175	0%	6,136,715
Miscellaneous		1%	855,500	855,500	1,012,988	118%	(157,488)
Debt Proceeds		9%	8,301,754	8,301,754	-	0%	8,301,754
Transfers In		6%	5,750,000	5,750,000	-	0%	5,750,000
Total		100%	93,811,233	93,811,233	49,984,413	53%	43,826,820
Expenditures: by Department							
Mayor & Council		0%	206,070	206,070	127,590	62%	133,480
City Manager		2%	1,800,484	1,800,484	897,513	50%	902,971
Legal		1%	634,754	634,754	111,200	18%	523,554
City Secretary		1%	585,799	585,799	278,264	48%	307,535
Finance		2%	1,864,080	1,864,080	664,559	36%	1,199,521
Human Resources		2%	1,272,221	1,272,221	645,865	51%	626,356
Municipal Court		1%	1,133,193	1,133,193	543,756	48%	589,437
Engineering		2%	1,435,691	1,435,691	823,702	57%	611,989
Planning & Zoning		1%	856,007	856,007	410,558	48%	445,449
Information Technology		3%	2,188,889	2,188,889	1,128,613	52%	1,060,277
Communications and Media		1%	970,966	970,966	460,601	47%	510,365
City Hall		0%	192,070	192,070	66,767	35%	125,303
Police		32%	26,733,022	26,733,022	15,305,829	57%	11,427,193
Fire		10%	8,657,678	8,657,678	4,561,076	53%	4,096,602
Fire Prevention		1%	1,144,594	1,144,594	634,126	55%	510,468
Public Works		1%	605,981	605,981	321,453	53%	284,528
Streets		6%	4,857,728	4,857,728	2,537,342	52%	2,320,386
ROW		3%	2,386,578	2,386,578	1,164,023	49%	1,222,555
Parks		4%	3,274,182	3,262,182	2,163,291	66%	1,098,891
Recreation		4%	3,329,112	3,329,112	1,459,322	44%	1,869,790
World Birding Center		1%	722,826	722,826	411,556	57%	311,270
Building Maintenance		3%	2,932,471	2,932,471	1,799,116	61%	1,133,355
Library and Cultural Arts		3%	2,598,978	2,586,978	1,358,494	53%	1,228,484
Grants Management		1%	516,440	505,440	254,902	50%	250,538
Building Safety		3%	2,582,319	2,582,319	1,255,544	49%	1,326,775
Economic Development		0%	-	-	710	0%	(710)
Non-Departmental		13%	11,187,315	11,167,315	5,397,159	48%	5,771,745
Total		100%	84,669,448	84,614,448	44,782,931	53%	39,888,106
Revenues Over/(Under) Expenditures:			9,141,785	9,196,785	5,201,483	57%	
Expenditures: by Type							
Personnel Services		70%	58,410,877	58,398,877	30,448,100	52%	27,992,985
Contractual/Maintenance		11%	9,595,135	9,595,135	4,677,369	49%	4,972,766
Supplies		6%	4,956,021	4,944,021	2,058,080	42%	3,105,118
Non-Departmental		7%	5,479,270	5,479,270	3,210,507	59%	2,268,763
Capital Outlay		1%	459,100	459,100	2,244,431	489%	(1,785,331)
Debt Service		4%	3,297,275	3,297,275	2,144,444	65%	1,152,831
Transfers Out		2%	1,610,770	1,610,770	-	0%	1,610,770
Total		100%	83,808,448	83,784,448	44,782,931	53%	39,317,902
Expenditures: by Function							
General Government		26%	22,079,198	22,059,198	10,730,760	49%	11,378,088
Public Safety		44%	36,535,294	36,535,294	20,501,032	56%	16,034,262
Highways and Streets		11%	9,281,528	9,281,528	4,849,969	52%	4,434,242
Health and Welfare		7%	5,951,230	5,951,230	3,309,562	56%	2,710,668
Cultural and Recreation		12%	9,913,098	9,901,098	5,391,608	54%	4,510,029
Total		100%	83,760,348	83,728,348	44,782,931	53%	39,067,289

**City of Edinburg
General Fund
Budget vs Actual
As of April 30, 2023
Unaudited**

	FY 22/23					
	% of Budget	Original Budget	Current Budget	YTD Actual	% of Budget	Remaining
Operations						
Operating Revenues						
Taxes	81%	64,590,789	64,590,789	46,176,752	71%	18,414,037
Permits	2%	1,348,000	1,348,000	733,867	54%	614,133
Fines & Fees	5%	3,650,800	3,650,800	1,810,632	50%	1,840,168
Administrative Services	4%	3,177,500	3,177,500	250,000	8%	2,927,500
Grants	8%	6,136,890	6,136,890	175	0%	6,136,715
Other	1%	855,500	855,500	1,012,988	118%	(157,488)
Total	100%	79,759,479	79,759,479	49,984,413	63%	29,775,066
		-	-	-		-
Operating Expenditures						
Personnel Costs	79%	58,410,877	58,398,877	30,448,100	52%	27,950,777
Contractual/Maintenance	13%	9,595,135	9,595,135	4,677,369	49%	4,917,766
Supplies	7%	4,956,021	4,944,021	2,058,080	42%	2,885,941
Non-Departmental ("Operating")	2%	1,356,000	1,356,000	1,323,211	98%	32,789
Total	100%	74,318,033	74,294,033	38,506,760	52%	35,787,273
Operating Income (Loss)		\$ 5,441,446	\$ 5,465,446	\$ 11,477,653	210%	
Non-Operating: Sources / (Uses)						
Debt Proceeds		8,301,754	8,301,754	-	0%	(8,301,754)
Capital Outlay		(459,100)	(459,100)	(2,244,431)	489%	(1,785,331)
Total		7,842,654	7,842,654	(2,244,431)	-29%	(10,087,085)
Non-Operating: Transfers In / (Out)						
Transfers In		5,750,000	5,750,000	-	0%	(5,750,000)
Transfers Out		(1,610,770)	(1,610,770)	-	0%	1,610,770
Total		4,139,230	4,139,230	-	0%	(4,139,230)
Non-Operating: Debt Service / Other Non-Dept						
Debt Service		(3,297,275)	(3,297,275)	(2,144,444)	65%	1,152,831
Non-Departmental ("Non-Operating")		(4,123,270)	(4,123,270)	(1,887,296)	46%	2,235,974
Total		(7,420,545)	(7,420,545)	(4,031,740)	54%	3,388,805
Non-Operating Income (Loss)		\$ 4,561,339	\$ 4,561,339	\$ (6,276,171)	-138%	

**City of Edinburg
Utility Fund
Budget vs Actual
As of April 30, 2023
Unaudited**

FY 22/23						
	Budget %	Original Budget	Current Budget	YTD Actual	% of Budget	Remaining
Revenues:						
Meter Water Sales	29%	13,600,000	13,600,000	7,366,230	54%	6,233,770
Sewer Charges	13%	6,010,000	6,010,000	3,327,292	55%	2,682,708
Other Charges	4%	2,030,000	2,030,000	1,022,641	50%	1,007,359
Interest & Other Misc	0%	50,000	50,000	190,158	380%	(140,158)
Debt Proceeds	53%	24,730,000	24,730,000	-	0%	24,730,000
Total	100%	46,420,000	46,420,000	11,906,321	26%	34,513,679
Expenses: by Department						
Administration	2%	878,528	878,528	437,179	50%	441,349
Finance	2%	692,143	692,143	348,096	50%	344,047
Water Plant	35%	13,357,171	13,357,171	2,534,463	19%	10,822,708
Wastewater Treatment Plant	12%	4,625,123	4,625,123	2,693,817	58%	1,931,306
Systems	27%	10,208,043	10,208,043	2,325,892	23%	7,882,151
Non-Departmental	21%	7,869,544	7,869,544	4,980,318	63%	2,889,226
Total	100%	37,630,552	37,630,552	13,319,764	35%	24,310,788
Revenues Over/(Under) Expenses:		8,789,448	8,789,448	(1,413,443)	-16%	
Expenses: by Type						
Personnel Services	20%	7,375,658	7,375,658	3,742,181	51%	3,633,477
Contractual/Maintenance	15%	5,620,590	5,620,590	2,384,156	42%	3,236,434
Supplies	7%	2,484,760	2,484,760	1,372,696	55%	1,112,064
Non-Departmental	6%	2,224,000	2,224,000	487,813	22%	1,736,187
Capital Outlay	39%	14,800,000	14,800,000	1,077,161	7%	13,722,839
Debt Service	14%	5,125,544	5,125,544	4,255,758	83%	869,786
Total	100%	37,630,552	37,630,552	13,319,764	35%	24,310,788

**CITY OF EDINBURG
WATER BILLING**

MONTH	FY 18/19	FY 19/20	FY 20/21	FY 21/22	FY 22/23	Difference FY 22/23 - 21/22	
OCT.	991,570	1,072,985	1,034,657	1,198,741	1,180,147	(18,594)	➡ -2%
NOV.	834,971	1,045,849	1,133,495	1,028,846	838,993	(189,853)	⬇ -23%
DEC.	892,455	971,861	1,131,390	1,027,402	1,185,449	158,047	⬆ 13%
JAN.	922,503	1,005,912	1,068,748	1,051,243	969,798	(81,445)	⬇ -8%
FEB.	745,245	1,019,144	1,017,512	903,858	806,481	(97,377)	⬇ -12%
MAR.	1,015,022	957,874	965,684	897,059	1,250,391	353,332	⬆ 28%
APR.	828,279	1,093,498	1,115,785	1,058,383	1,134,970	76,588	⬆ 7%
MAY	974,602	1,070,555	1,074,972	1,151,959			
JUN.	1,097,044	1,006,026	953,022	1,166,788			
JUL.	1,073,497	1,147,409	1,019,381	1,324,975			
AUG.	1,151,000	1,096,005	1,034,655	1,359,032			
SEP.	1,271,756	1,061,236	1,154,969	1,208,598			
TOTAL	11,797,942	12,548,354	12,704,271	13,376,884	7,366,230	200,698	➡ 3%

YTD COMPARISON:

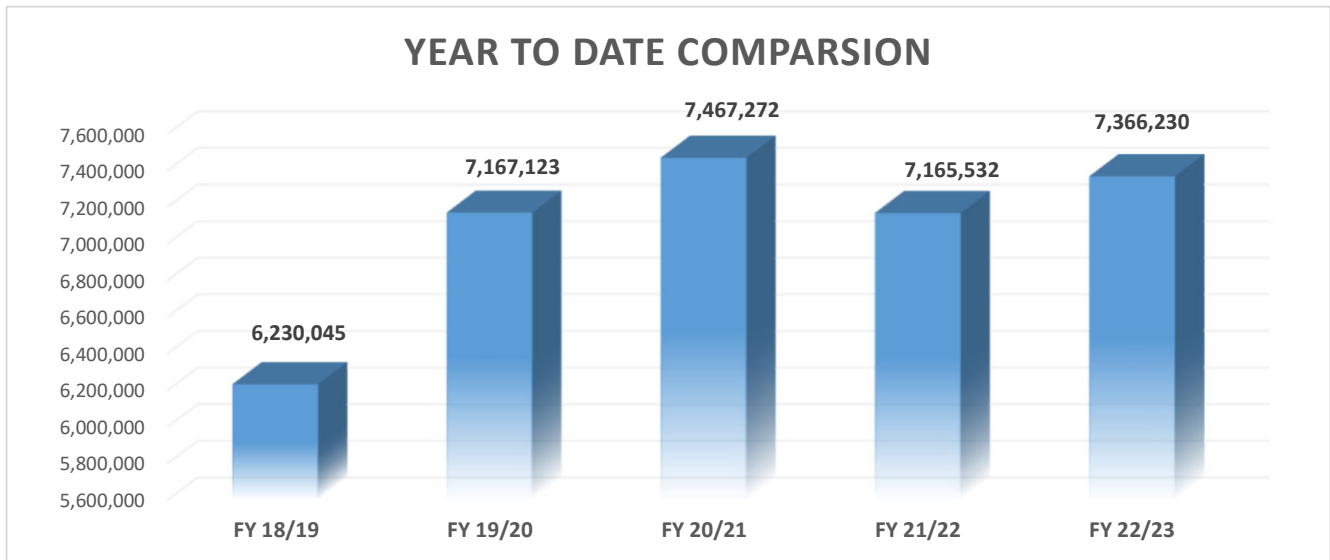
\$ 6,230,045 \$ 7,167,123 \$ 7,467,272 \$ 7,165,532 \$ 7,366,230

YTD COMPARISON: INCREASE/(DECREASE):

n/a 937,079 300,148 (301,739) 200,698

YTD COMPARISON: INCREASE/(DECREASE) % :

0% 15% 4% -4% 3%



**CITY OF EDINBURG
SEWER CHARGES**

MONTH	FY 18/19	FY 19/20	FY 20/21	FY 21/22	FY 22/23	Difference FY 22/23 - 21/22	
OCT.	422,339	461,328	447,477	632,898	512,434	(120,463)	↓ -19%
NOV.	414,293	449,663	478,582	472,427	351,315	(121,113)	↓ -26%
DEC.	411,126	430,901	496,795	462,868	555,531	92,663	↑ 20%
JAN.	406,587	449,132	470,416	471,650	456,599	(15,051)	→ -3%
FEB.	320,472	455,135	453,574	425,735	356,860	(68,875)	↓ -16%
MAR.	487,926	432,387	603,036	571,764	591,978	20,215	→ 4%
APR.	396,094	342,230	339,408	329,717	502,574	172,858	↑ 52%
MAY	447,237	585,877	476,256	497,241			
JUN.	470,648	440,518	337,361	504,667			
JUL.	458,281	491,077	585,228	534,455			
AUG.	475,538	474,731	475,076	542,593			
SEP.	496,009	464,813	373,500	501,014			
TOTAL	5,206,550	5,477,792	5,536,707	5,947,028	3,327,292	(39,767)	→ -1%

YTD COMPARISON:

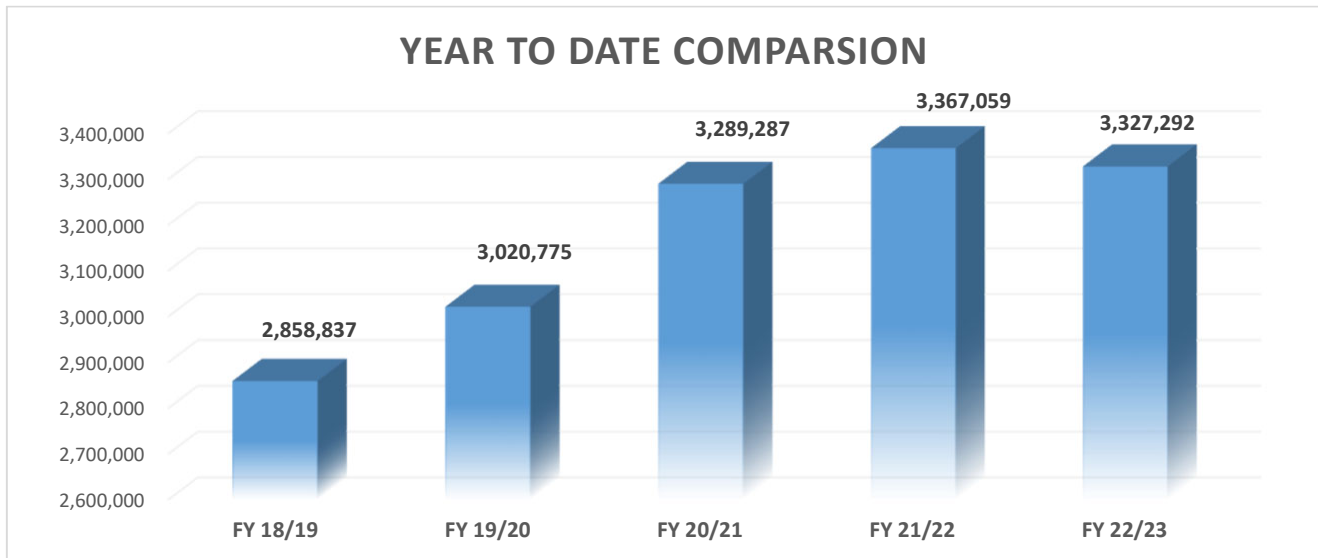
\$ 2,858,837 \$ 3,020,775 \$ 3,289,287 \$ 3,367,059 \$ 3,327,292

YTD COMPARISON: INCREASE/(DECREASE):

n/a 161,938 268,512 77,772 (39,767)

YTD COMPARISON: INCREASE/(DECREASE) % :

0% 6% 9% 2% -1%



City of Edinburg
Solid Waste Management Fund
Budget vs Actual
As of April 30, 2023
Unaudited

		FY 22/23					
		Budget %	Original Budget	Current Budget	YTD Actual	% of Budget	Remaining
Revenues:							
	Landfill Services	46%	12,390,500	12,390,500	6,664,349	54%	5,726,151
	Garbage Collection Fee	32%	8,747,800	8,747,800	5,102,353	58%	3,645,447
	Roll Offs Fee	7%	2,026,000	2,026,000	1,131,669	56%	894,331
	Other Charges	2%	588,500	588,500	241,174	41%	347,326
	Interest & Other Misc	5%	1,305,700	1,305,700	817,253	63%	488,447
	Debt Proceeds	8%	2,070,000	2,070,000	-	0%	2,070,000
	Total	100%	27,128,500	27,128,500	13,956,798	51%	13,171,702
Expenses: by Department							
	Landfill	48%	14,186,744	14,186,744	6,556,871	46%	7,629,873
	Sanitation	0%	-	-	-	0%	-
	Non-Departmental	52%	15,156,839	15,156,839	2,230,733	15%	12,926,106
	Total	100%	29,343,583	29,343,583	8,787,604	30%	20,555,979
Revenues Over/(Under) Expenses:			(2,215,083)	(2,215,083)	5,169,194	-233%	
Expenses: by Type							
	Personnel Services	24%	6,981,744	6,981,744	3,389,338	49%	3,592,406
	Contractual/Maintenance	12%	3,357,500	3,357,500	1,320,572	39%	2,036,928
	Supplies	11%	3,127,500	3,127,500	1,424,016	46%	1,703,484
	Non-Departmental	6%	1,676,500	1,676,500	304,935	18%	1,371,565
	Capital Outlay	3%	1,000,000	1,000,000	511,950	51%	488,050
	Debt Service	10%	2,939,026	2,939,026	1,836,792	62%	1,102,234
	Transfers Out	34%	9,851,568	9,851,568	-	0%	9,851,568
	Total	100%	28,933,838	28,933,838	8,787,604	30%	20,146,234

**CITY OF EDINBURG
LANDFILL REVENUES**

MONTH	FY 18/19	FY 19/20	FY 20/21	FY 21/22	FY 22/23	Difference FY 22/23 - 21/22	
OCT.	953,002	949,491	1,027,283	1,052,676	933,548	(119,128)	↓ -11%
NOV.	910,759	796,825	930,327	1,052,682	857,734	(194,948)	↓ -19%
DEC.	824,276	838,906	998,355	1,124,759	942,585	(182,174)	↓ -16%
JAN.	906,686	874,969	934,705	1,050,437	978,167	(72,269)	↓ -7%
FEB.	833,409	797,575	863,749	934,176	915,449	(18,727)	→ -2%
MAR.	873,010	870,196	1,123,679	1,064,642	1,072,828	8,186	→ 1%
APR.	916,530	854,500	1,086,201	975,985	964,135	(11,850)	→ -1%
MAY	926,616	894,038	1,058,457	1,028,932			
JUN.	801,564	996,540	1,116,795	992,846			
JUL.	960,237	981,720	1,024,642	905,379			
AUG.	881,734	1,158,067	1,067,210	1,002,720			
SEP.	787,783	1,098,404	1,001,853	945,046			
TOTAL	10,575,603	11,111,231	12,233,258	12,130,279	6,664,448	(590,910)	↓ -8%

YTD COMPARISON:

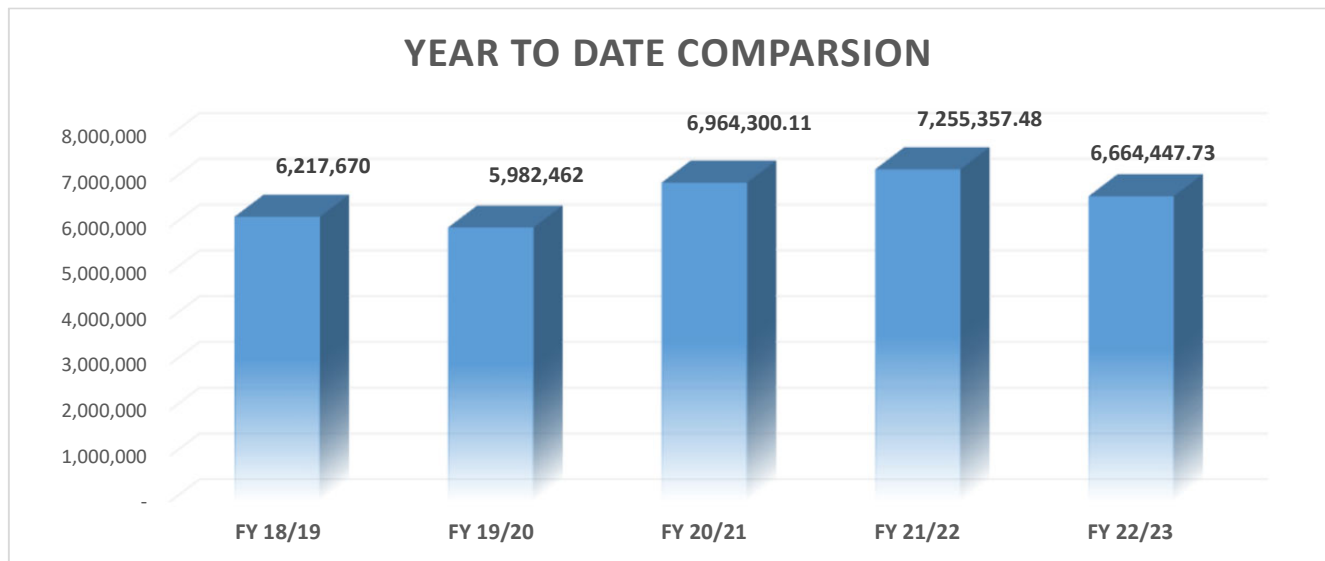
\$ 6,217,670 \$ 5,982,462 \$ 6,964,300 \$ 7,255,357 \$ 6,664,448

YTD COMPARISON: INCREASE/(DECREASE):

n/a (235,208) 981,839 291,057 (590,910)

YTD COMPARISON: INCREASE/(DECREASE) % :

0% -4% 16% 4% -8%



**CITY OF EDINBURG
GARBAGE COLLECTION REVENUES**

MONTH	FY 18/19	FY 19/20	FY 20/21	FY 21/22	FY 22/23	Difference FY 22/23 - 21/22	
OCT.	587,283	614,687	642,938	676,668	725,377	48,709	↑ 7%
NOV.	588,959	616,218	652,208	611,740	434,672	(177,068)	↓ -29%
DEC.	589,704	621,847	660,182	682,663	1,015,525	332,862	↑ 49%
JAN.	591,736	628,937	659,137	685,773	724,885	39,111	↑ 6%
FEB.	359,508	625,370	659,614	687,723	440,739	(246,983)	↓ -36%
MAR.	823,661	626,677	658,617	691,414	1,024,632	333,218	↑ 48%
APR.	595,567	625,453	662,238	632,881	736,524	103,643	↑ 16%
MAY	600,176	627,986	661,805	705,356			
JUN.	602,183	632,347	665,401	710,777			
JUL.	604,634	633,514	667,164	714,022			
AUG.	607,295	639,540	670,971	720,572			
SEP.	611,017	646,806	670,994	721,501			
TOTAL	7,161,722	7,539,381	7,931,270	8,241,089	5,102,354	433,492	↑ 9%

YTD COMPARISON:

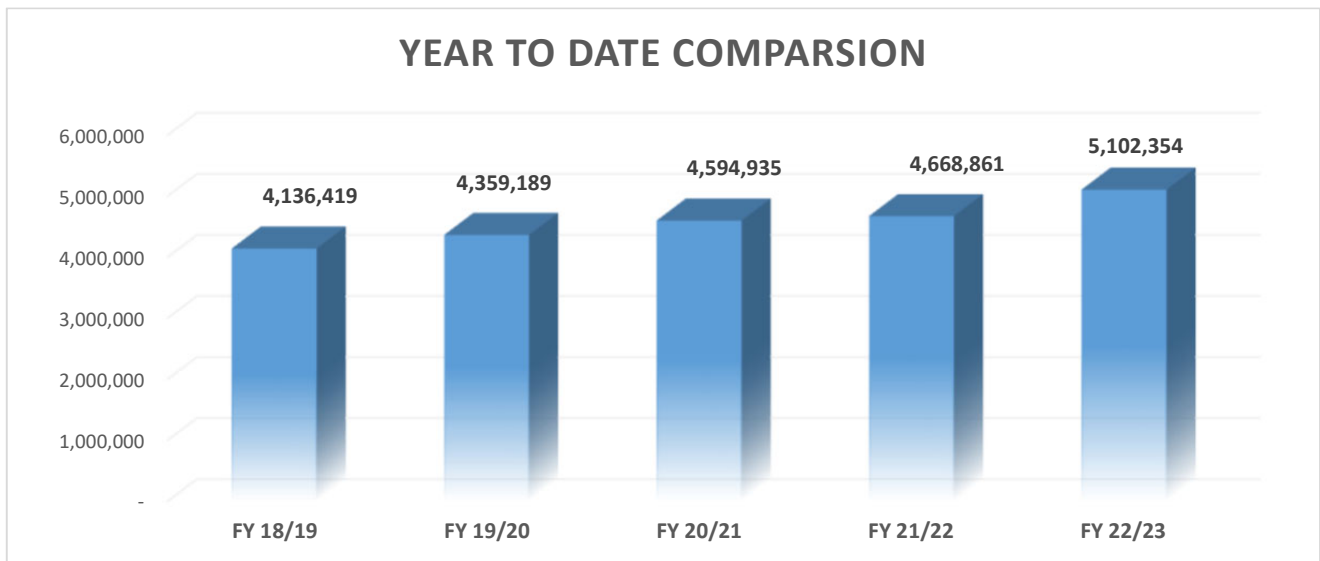
\$ 4,136,419 \$ 4,359,189 \$ 4,594,935 \$ 4,668,861 \$ 5,102,354

YTD COMPARISON: INCREASE/(DECREASE):

n/a 222,770 235,746 73,927 433,492

YTD COMPARISON: INCREASE/(DECREASE) % :

0% 5% 5% 2% 9%



CITY OF EDINBURG
ROLL-OFFS COLLECTION REVENUES

MONTH	FY 18/19	FY 19/20	FY 20/21	FY 21/22	FY 22/23	Difference FY 22/23 - 21/22	
OCT.	138,680	142,546	143,029	140,926	171,227	30,301	↑ 22%
NOV.	126,758	124,382	187,113	159,506	164,093	4,587	→ 3%
DEC.	108,594	106,306	186,996	165,063	162,689	(2,374)	→ -1%
JAN.	140,245	217,670	150,852	165,061	157,710	(7,351)	↓ -4%
FEB.	118,411	143,557	160,158	160,412	152,801	(7,611)	↓ -5%
MAR.	118,257	184,003	192,321	186,036	167,233	(18,803)	↓ -10%
APR.	135,350	133,626	175,806	178,408	155,915	(22,493)	↓ -13%
MAY	159,389	133,045	165,895	187,507			
JUN.	117,560	133,077	167,457	173,951			
JUL.	47,536	139,021	142,306	160,494			
AUG.	177,726	160,156	143,113	174,817			
SEP.	96,523	176,469	125,048	174,208			
TOTAL	<u>1,485,030</u>	<u>1,793,858</u>	<u>1,940,094</u>	<u>2,026,389</u>	<u>1,131,669</u>	(23,743)	→ -2%

YTD COMPARISON:

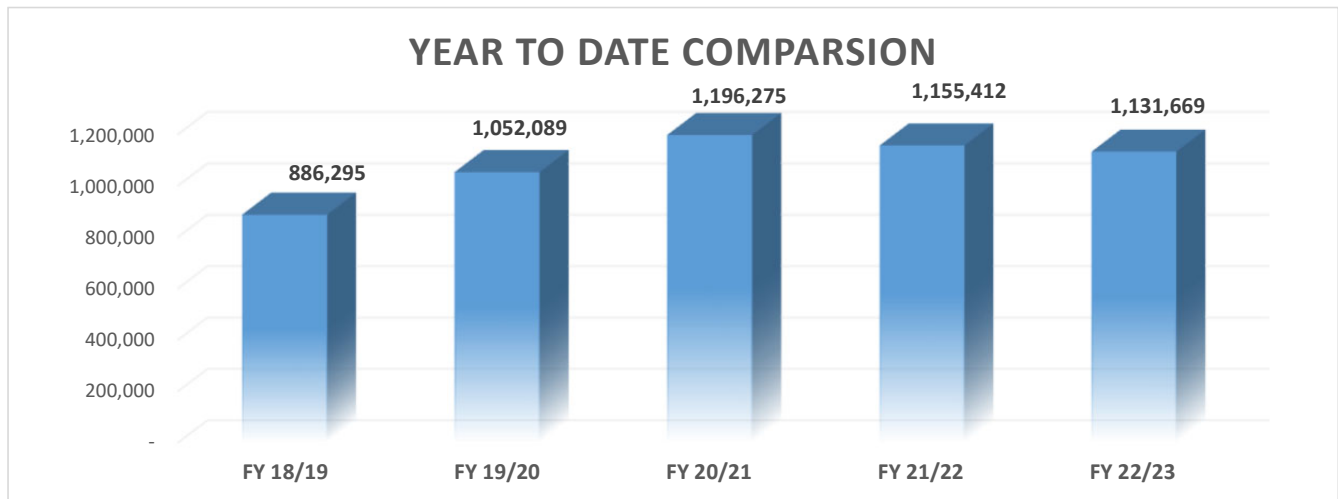
\$ 886,295 \$ 1,052,089 \$ 1,196,275 \$ 1,155,412 \$ 1,131,669

YTD COMPARISON: INCREASE/(DECREASE):

n/a 165,794 144,186 (40,863) (23,743)

YTD COMPARISON: INCREASE/(DECREASE) % :

0% 19% 14% -3% -2%



City of Edinburg
Edinburg International Airport Fund
Budget vs Actual
As of April 30, 2023
Unaudited

		FY 22/23				
		Original Budget	Current Budget	YTD Actual	% of Budget	Remaining
Revenues:						
Leases and Rentals		452,500	452,500	532,113	118%	(79,613)
Intergovernmental Revenues		50,000	50,000	-	0%	50,000
Miscellaneous Revenue		500	500	(130)	-26%	630
Debt Proceeds		-	-	-	0%	-
Transfers In		1,227,838	1,227,838	-	0%	1,227,838
Total		1,730,838	1,730,838	531,983	31%	1,198,855
Expenses:						
Administration		1,415,959	1,415,959	721,610	51%	694,349
Non-Departmental		308,650	308,650	220,204	71%	88,446
Total		1,724,609	1,724,609	941,814	55%	782,795
Revenues Over/(Under) Expenses:		6,229	6,229	(409,831)	-6579%	
Expenses: by Type						
Personnel Services		578,806	578,806	285,876	49%	292,930
Contractual/Maintenance		410,853	410,853	288,136	70%	122,717
Supplies		26,300	26,300	18,490	70%	7,810
Non-Departmental		97,000	97,000	96,101	99%	899
Capital Outlay		400,000	400,000	129,108	32%	270,892
Debt Service		211,650	211,650	124,103	59%	87,547
Total		1,724,609	1,724,609	941,814	55%	782,795

**City of Edinburg
Ebony Golf Course Fund
Budget vs Actual
As of April 30, 2023
Unaudited**

		FY 22/23				
		Original Budget	Current Budget	YTD Actual	% of Budget	Remaining
Revenues:						
	Golf Course Green Fees	120,300	120,300	88,948	74%	31,352
	Recreation Fees	56,300	56,300	30,578	54%	25,722
	Other Charges	61,300	61,300	66,858	109%	(5,558)
	Miscellaneous Revenue	200	200	247	123%	(47)
	Capitall Lease Proceeds	220,000	220,000	-	0%	220,000
	Interfund Transfers	254,495	254,495	-	0%	254,495
	Total	712,595	712,595	186,630	26%	525,965
Expenses:						
	Administration	434,256	434,256	263,247	61%	171,009
	Non-Departmental	53,450	53,450	31,423	59%	22,027
	Total	487,706	487,706	294,670	60%	193,036
	Revenues Over/(Under) Expenses:	224,889	224,889	(108,039)	-48%	
Expenses: by Type						
	Personnel Services	344,256	344,256	168,908	49%	175,348
	Contractual/Maintenance	46,500	46,500	28,758	62%	17,742
	Supplies	43,500	43,500	19,716	45%	23,784
	Non-Departmental	15,300	15,300	9,193	60%	6,107
	Capital Outlay	-	-	45,864	0%	(45,864)
	Debt Service	38,150	38,150	22,230	58%	15,920
	Total	487,706	487,706	294,670	60%	193,036

**CITY OF EDINBURG
EBONY GREEN FEES**

MONTH	FY 18/19	FY 19/20	FY 20/21	FY 21/22	FY 22/23	Difference FY 22/23 - 21/22	
OCT.	2,876	7,256	9,966	7,230	8,375	1,145	↑ 16%
NOV.	4,836	7,526	9,671	6,945	5,835	(1,110)	↓ -16%
DEC.	7,474	8,363	11,612	11,211	10,628	(583)	↓ -5%
JAN.	13,478	11,644	13,743	10,865	19,214	8,349	↑ 77%
FEB.	12,649	11,923	9,939	12,552	16,009	3,458	↑ 28%
MAR.	12,072	10,813	16,958	14,480	18,936	4,456	↑ 31%
APR.	6,793	2,304	9,764	10,778	9,951	(827)	↓ -8%
MAY	5,455	6,523	9,050	9,402			
JUN.	4,656	5,462	8,273	11,667			
JUL.	6,588	3,866	6,035	8,227			
AUG.	5,488	4,980	9,071	8,539			
SEP.	4,868	6,342	6,882	7,493			
TOTAL	87,232	87,002	120,965	119,387	88,947	14,888	↑ 20%

YTD COMPARISON:

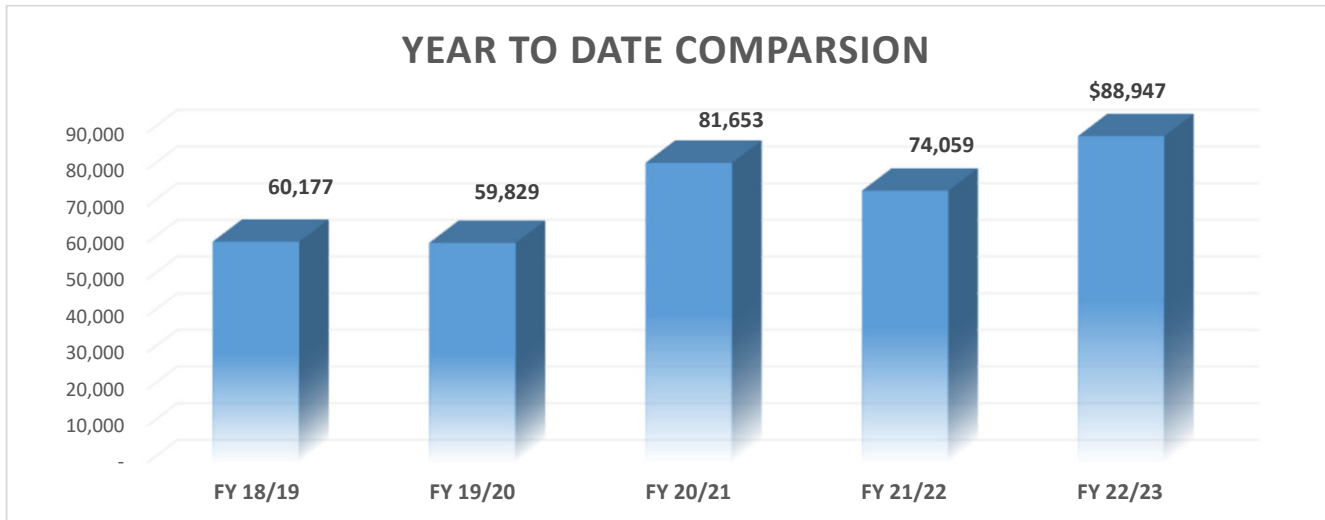
\$ 60,177 \$ 59,829 \$ 81,653 \$ 74,059 \$ 88,947

YTD COMPARISON: INCREASE/(DECREASE):

n/a (348) 21,824 (7,594) 14,888

YTD COMPARISON: INCREASE/(DECREASE) % :

-1% 36% -9% 20%



City of Edinburg
Los Lagos Golf Course Fund
Budget vs Actual
As of April 30, 2023
Unaudited

		FY 22/23				
		Original Budget	Current Budget	YTD Actual	% of Budget	Remaining
Revenues:						
Golf Course Green Fees		796,000	796,000	537,437	68%	258,563
Recreation Fees		147,000	147,000	154,482	105%	(7,482)
Other Charges		216,000	216,000	72,586	34%	143,414
Miscellaneous Revenue		-	-	17	0%	(17)
Captial Lease Proceeds		935,000	935,000	-	0%	935,000
Transfers In		1,133,730	1,133,730	-	0%	1,133,730
Total		3,228,730	3,228,730	764,521	24%	2,464,209
Expenses:						
Administration		1,755,658	1,755,658	1,003,862	57%	751,796
Non-Departmental		518,100	518,100	465,782	90%	52,318
Total		2,273,758	2,273,758	1,469,644	65%	804,114
Revenues Over/(Under) Expenses:		954,972	954,972	(705,123)	-74%	
Expenses: by Type						
Personnel Services		1,149,008	1,149,008	672,117	58%	476,891
Contractual/Maintenance		330,600	330,600	138,933	42%	191,667
Supplies		226,050	226,050	111,410	49%	114,640
Non-Departmental		52,700	52,700	31,168	59%	21,532
Capital Outlay		-	-	81,403	0%	(81,403)
Debt Service		465,400	465,400	434,614	93%	30,786
Total		2,223,758	2,223,758	1,469,644	66%	754,114

**CITY OF EDINBURG
LOS LAGOS GREEN FEES**

MONTH	FY 18/19	FY 19/20	FY 20/21	FY 21/22	FY 22/23	Difference FY 22/23 - 21/22	
OCT.	28,063	35,392	57,432	54,064	59,298	5,234	↑ 10%
NOV.	37,648	35,473	50,358	60,943	46,457	(14,486)	↓ -24%
DEC.	38,903	41,490	54,958	74,869	71,119	(3,750)	↓ -5%
JAN.	53,647	69,540	63,938	65,344	96,873	31,529	↑ 48%
FEB.	58,599	62,706	50,262	70,530	79,496	8,966	↑ 13%
MAR.	57,799	56,018	88,995	95,896	96,063	166	→ 0%
APR.	49,661	17,486	60,765	65,674	88,131	22,457	↑ 34%
MAY	37,673	36,725	59,905	72,132			
JUN.	32,276	39,655	51,249	63,456			
JUL.	34,304	33,828	60,734	76,678			
AUG.	29,478	43,583	49,509	52,999			
SEP.	25,666	35,944	48,976	54,026			
TOTAL	483,715	507,840	697,081	806,612	537,437	50,116	↑ 10%

YTD COMPARISON:

\$ 324,319 \$ 318,105 \$ 426,709 \$ 487,320 \$ 537,437

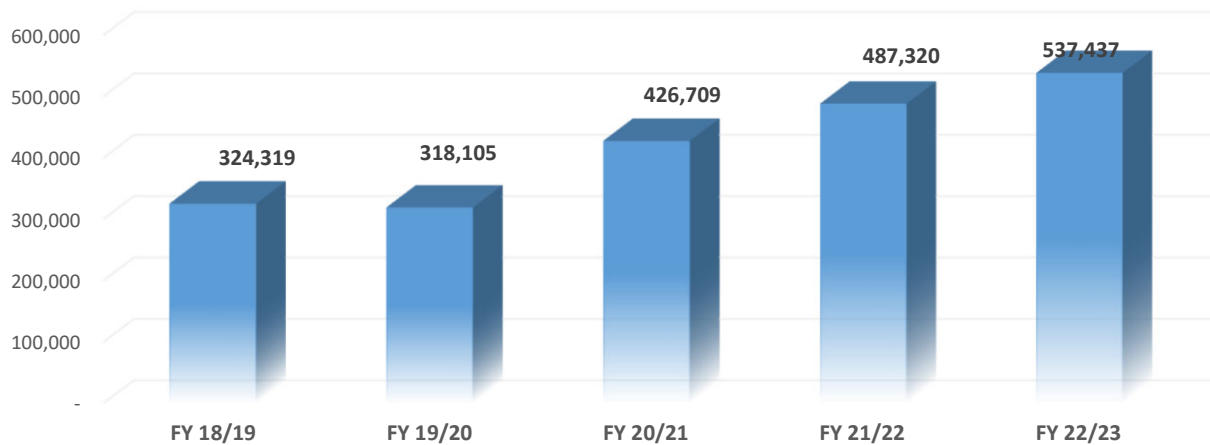
YTD COMPARISON: INCREASE/(DECREASE):

n/a (6,214) 108,605 60,611 50,116

YTD COMPARISON: INCREASE/(DECREASE) % :

-2% 34% 14% 10%

YEAR TO DATE COMPARISON





Edinburg, TX

Monthly Activity Report

Group Summary

BalAccoun...	May 2022	June 2022	July 2022	August 2022	September 2022	October 2022	November 2022	December 2022	January 2023	February 2023	March 2023	April 2023
Revenue												
RevAccount: 441101 - TRUANCY PREVENTION												
	3,448.37	4,145.98	3,517.53	3,541.34	3,461.27	2,634.10	1,930.79	2,012.65	2,766.14	3,237.71	3,733.21	2,663.20
RevAccount 441101 - TRUANCY PREVENTION Total:	3,448.37	4,145.98	3,517.53	3,541.34	3,461.27	2,634.10	1,930.79	2,012.65	2,766.14	3,237.71	3,733.21	2,663.20
RevAccount: 441103 - JUVENILE CASE MANAGER'S FUND												
	209.41	180.95	111.18	226.06	162.22	151.00	117.14	82.60	120.58	236.68	139.25	117.67
RevAccount 441103 - JUVENILE CASE MANAGER'S FUND Total:	209.41	180.95	111.18	226.06	162.22	151.00	117.14	82.60	120.58	236.68	139.25	117.67
RevAccount: 441106 - CHILD SAFETY COURT COS												
	2,036.00	2,258.90	420.10	935.00	2,259.00	1,850.00	945.00	950.00	1,962.00	3,113.00	2,990.00	1,490.00
RevAccount 441106 - CHILD SAFETY COURT COS Total:	2,036.00	2,258.90	420.10	935.00	2,259.00	1,850.00	945.00	950.00	1,962.00	3,113.00	2,990.00	1,490.00
RevAccount: 441107 - COURT TECHNOLOGY FEE												
	2,940.31	3,482.05	2,921.18	3,018.56	2,918.82	2,234.50	1,645.14	1,550.53	2,213.48	2,670.35	2,952.13	2,289.77
RevAccount 441107 - COURT TECHNOLOGY FEE Total:	2,940.31	3,482.05	2,921.18	3,018.56	2,918.82	2,234.50	1,645.14	1,550.53	2,213.48	2,670.35	2,952.13	2,289.77
RevAccount: 441109 - JUDICIAL SUPPORT FEES												
	32.01	28.79	18.18	33.38	24.42	23.16	16.97	-442.79	-99.01	-82.26	-79.74	-216.67
RevAccount 441109 - JUDICIAL SUPPORT FEES Total:	32.01	28.79	18.18	33.38	24.42	23.16	16.97	-442.79	-99.01	-82.26	-79.74	-216.67
RevAccount: 441110 - TIME PAYMENT CITY												
	68.20	82.20	69.90	69.90	68.60	52.10	38.20	39.90	55.00	63.60	73.70	52.50
RevAccount 441110 - TIME PAYMENT CITY Total:	68.20	82.20	69.90	69.90	68.60	52.10	38.20	39.90	55.00	63.60	73.70	52.50
RevAccount: 441112 - TIME PAYMENT FEE EFFICIENCY												
	57.57	59.61	21.32	74.10	61.95	34.00	32.50	24.64	52.50	81.15	70.15	37.75
RevAccount 441112 - TIME PAYMENT FEE EFFICIENCY Total:	57.57	59.61	21.32	74.10	61.95	34.00	32.50	24.64	52.50	81.15	70.15	37.75
RevAccount: 441113 - BUILDING SECURITY FEE RESERVED												
	3,501.86	4,165.75	3,527.98	3,595.02	3,495.51	2,680.60	1,962.66	2,025.58	2,813.53	3,319.91	3,829.97	2,712.24
RevAccount 441113 - BUILDING SECURITY FEE RESERVED Total:	3,501.86	4,165.75	3,527.98	3,595.02	3,495.51	2,680.60	1,962.66	2,025.58	2,813.53	3,319.91	3,829.97	2,712.24
RevAccount: 451100 - INTEREST EARNED												
	500.27	226.79	0.00	156.34	94.75	62.20	0.00	0.00	0.00	0.00	0.00	0.00
RevAccount 451100 - INTEREST EARNED Total:	500.27	226.79	0.00	156.34	94.75	62.20	0.00	0.00	0.00	0.00	0.00	0.00
Revenue Total:	12,794.00	14,631.02	10,607.37	11,649.70	12,546.54	9,721.66	6,688.40	6,243.11	9,884.22	12,640.14	13,708.67	9,146.46

Monthly Activity Report

		May 2022	June 2022	July 2022	August 2022	September 2022	October 2022	November 2022	December 2022	January 2023	February 2023	March 2023	April 2023
BalAccoun...													
Expense													
ExpAccount: 501100 - SALARIES													
		0.00	0.00	0.00	0.00	0.00	2,448.93	4,989.70	7,346.77	4,897.86	4,993.52	4,371.33	2,521.64
ExpAccount 501100 - SALARIES Total:		0.00	0.00	0.00	0.00	0.00	2,448.93	4,989.70	7,346.77	4,897.86	4,993.52	4,371.33	2,521.64
ExpAccount: 501101 - LONGEVITY													
		0.00	0.00	0.00	0.00	0.00	42.00	84.00	126.00	84.00	84.00	70.00	56.00
ExpAccount 501101 - LONGEVITY Total:		0.00	0.00	0.00	0.00	0.00	42.00	84.00	126.00	84.00	84.00	70.00	56.00
ExpAccount: 501102 - OVERTIME													
		0.00	0.00	0.00	0.00	0.00	0.00	0.00	5.81	0.00	0.00	17.42	0.00
ExpAccount 501102 - OVERTIME Total:		0.00	0.00	0.00	0.00	0.00	0.00	0.00	5.81	0.00	0.00	17.42	0.00
ExpAccount: 502100 - TAXES													
		0.00	0.00	0.00	0.00	0.00	186.87	380.76	563.80	378.72	386.14	338.18	195.42
ExpAccount 502100 - TAXES Total:		0.00	0.00	0.00	0.00	0.00	186.87	380.76	563.80	378.72	386.14	338.18	195.42
ExpAccount: 502101 - RETIREMENT													
		0.00	0.00	0.00	0.00	0.00	364.43	742.29	1,094.11	736.32	750.46	659.01	380.98
ExpAccount 502101 - RETIREMENT Total:		0.00	0.00	0.00	0.00	0.00	364.43	742.29	1,094.11	736.32	750.46	659.01	380.98
ExpAccount: 502102 - GROUP INSURANCE													
		0.00	0.00	0.00	0.00	0.00	493.42	986.84	986.84	986.84	986.84	986.84	493.42
ExpAccount 502102 - GROUP INSURANCE Total:		0.00	0.00	0.00	0.00	0.00	493.42	986.84	986.84	986.84	986.84	986.84	493.42
ExpAccount: 502103 - DISABILITY INSURANCE													
		0.00	0.00	0.00	0.00	0.00	6.48	13.20	19.46	12.96	13.21	11.60	6.71
ExpAccount 502103 - DISABILITY INSURANCE Total:		0.00	0.00	0.00	0.00	0.00	6.48	13.20	19.46	12.96	13.21	11.60	6.71
ExpAccount: 513201 - TRAVEL,TRAINING,MEETINGS													
		0.00	0.00	0.00	0.00	0.00	0.00	0.00	200.00	115.08	404.38	0.00	1,322.57
ExpAccount 513201 - TRAVEL,TRAINING,MEETINGS Total:		0.00	0.00	0.00	0.00	0.00	0.00	0.00	200.00	115.08	404.38	0.00	1,322.57
ExpAccount: 521300 - OFFICE SUPPLIES													
		0.00	0.00	0.00	0.00	0.00	0.00	0.00	49.00	0.00	0.00	0.00	0.00
ExpAccount 521300 - OFFICE SUPPLIES Total:		0.00	0.00	0.00	0.00	0.00	0.00	0.00	49.00	0.00	0.00	0.00	0.00
ExpAccount: 607500 - OFFICE FURNITURE													
		0.00	0.00	0.00	0.00	56,520.00	0.00	0.00	0.00	0.00	0.00	0.00	0.00
ExpAccount 607500 - OFFICE FURNITURE Total:		0.00	0.00	0.00	0.00	56,520.00	0.00	0.00	0.00	0.00	0.00	0.00	0.00
Expense Total:		0.00	0.00	0.00	0.00	56,520.00	3,542.13	7,196.79	10,391.79	7,211.78	7,618.55	6,454.38	4,976.74
Total Surplus (Deficit):		12,794.00	14,631.02	10,607.37	11,649.70	-43,973.46	6,179.53	-508.39	-4,148.68	2,672.44	5,021.59	7,254.29	4,169.72

Fund	May 2022	June 2022	July 2022	August 2022	September 2022	October 2022	November 2022	December 2022	January 2023	February 2023	March 2023	April 2023
114 - MUNICIPAL COURT SPEC...	12,794.00	14,631.02	10,607.37	11,649.70	-43,973.46	6,179.53	-508.39	-4,148.68	2,672.44	5,021.59	7,254.29	4,169.72
Total Surplus (Deficit):	12,794.00	14,631.02	10,607.37	11,649.70	-43,973.46	6,179.53	-508.39	-4,148.68	2,672.44	5,021.59	7,254.29	4,169.72

CITY OF EDINBURG
MUNICIPAL COURT RESTRICTED FUND
FISCAL YEAR 2022/2023
As of April 30, 2023

FUND 114	Truancy Prevention	Juvenile Case Manager'S Fund	Child Safety Court Costs	Court Technology Fee	Judicial Support Fee	Municipal Jury Fund	Time Payment Fee Efficiency	Building Security Fee Reserved	Total Municipal Restricted Funds
Beginning Fund Balance	\$ 100,625	\$ 116,721	\$ 81,290	\$ 122,822	\$ 17,686	\$ 1,541	\$ 17,130	\$ 162,850	\$ 620,665
Revenues:									
Oct	2,634	151	1,850	2,235	23	52	34	2,681	9,659
Nov	1,931	117	945	1,645	17	38	33	1,963	6,688
Dec	2,013	83	950	1,695	14	40	25	2,026	6,844
Jan	2,766	121	1,962	2,357	28	55	53	2,814	10,155
Feb	3,238	237	3,113	2,670	742	64	81	3,320	13,464
Mar	3,733	139	2,990	2,952	-	74	70	3,830	13,788
Apr	2,663	118	1,490	2,290	-	53	38	2,712	9,363
May									-
June									-
July									-
Aug									-
Sept									-
Total Revenues	18,978	965	13,300	15,844	823	375	333	19,344	69,962
Total Expenditures	-	(45,628)	-	(17,432)	(2,277)	-	(3)	-	(65,340)
Outstanding POs	-	-	-	(74,460)	-	-	-	-	(74,460)
Net Change (Current Year)	18,978	(44,663)	13,300	(76,049)	(1,454)	375	330	19,344	(69,838)
Ending Fund Balance	\$ 119,603	\$ 72,058	\$ 94,590	\$ 46,774	\$ 16,231	\$ 1,916	\$ 17,460	\$ 182,194	\$ 550,827



Edinburg, TX

Monthly Activity Report

Group Summary

Account Typ...	May 2022	June 2022	July 2022	August 2022	September 2022	October 2022	November 2022	December 2022	January 2023	February 2023	March 2023	April 2023
Fund: 112 - T.C.S.A.FUND												
Revenue	10,302.98	988.40	11,606.11	9,973.41	50,590.21	12,071.50	24,650.03	4,146.10	79,762.80	128,456.96	27,233.24	1,823.90
Expense	0.00	1,109.70	200.00	4,500.00	20,252.66	0.00	0.00	0.00	0.00	830.21	0.00	17,492.47
Fund 112 Surplus (Deficit):	10,302.98	-121.30	11,406.11	5,473.41	30,337.55	12,071.50	24,650.03	4,146.10	79,762.80	127,626.75	27,233.24	-15,668.57
Fund: 113 - HOTEL OCCUPANCY TAX FUND												
Revenue	91,096.23	89,446.53	81,158.03	88,008.98	80,565.28	56,715.60	40,005.90	123,523.54	83,735.95	78,187.14	79,610.30	91,258.95
Expense	29,198.13	28,664.41	32,253.70	28,768.67	34,322.16	15,032.00	25,923.35	73,459.03	50,381.81	37,306.15	44,545.48	51,916.04
Fund 113 Surplus (Deficit):	61,898.10	60,782.12	48,904.33	59,240.31	46,243.12	41,683.60	14,082.55	50,064.51	33,354.14	40,880.99	35,064.82	39,342.91
Fund: 115 - CITY SECRETARY'S SPECIAL REVENUE FUND												
Revenue	3,636.27	4,009.65	3,531.00	3,950.39	3,149.94	3,269.35	2,893.00	3,243.00	3,720.00	4,345.00	4,736.00	3,631.00
Expense	6,203.35	0.00	1,780.00	117.98	6,998.00	0.00	0.00	1,834.00	101.78	8,200.00	10,276.10	115.18
Fund 115 Surplus (Deficit):	-2,567.08	4,009.65	1,751.00	3,832.41	-3,848.06	3,269.35	2,893.00	1,409.00	3,618.22	-3,855.00	-5,540.10	3,515.82
Fund: 116 - PUBLIC EDUCATION & GOV'T (PEG) FUND												
Revenue	33,939.58	183.15	0.00	34,547.21	32,194.75	43.62	0.00	0.00	0.00	32,429.75	0.00	0.00
Expense	-556.06	479.94	41,706.47	54,119.93	18,343.76	0.00	0.00	30,490.66	509.94	2,168.82	1,439.92	14,852.61
Fund 116 Surplus (Deficit):	34,495.64	-296.79	-41,706.47	-19,572.72	13,850.99	43.62	0.00	-30,490.66	-509.94	30,260.93	-1,439.92	-14,852.61
Fund: 131 - PARKLAND DEDICATION FUND												
Revenue	0.00	0.00	0.00	0.00	560,063.24	0.00	0.00	0.00	0.00	0.00	0.00	0.00
Expense	14,361.00	199,660.36	8,374.31	10,445.00	29,894.50	21,156.90	17,127.00	80,741.62	90,820.47	154,364.69	18,357.72	43,722.83
Fund 131 Surplus (Deficit):	-14,361.00	-199,660.36	-8,374.31	-10,445.00	530,168.74	-21,156.90	-17,127.00	-80,741.62	-90,820.47	-154,364.69	-18,357.72	-43,722.83
Fund: 150 - DEBT SERVICE FUND												
Revenue	366,946.31	69,725.99	135,226.96	30,888.44	32,627.07	90,494.10	538,171.26	3,376,438.30	3,024,785.93	712,166.02	224,895.43	95,797.56
Expense	2,250.00	3,500.00	1,500.00	1,738,152.96	0.00	0.00	500.00	0.00	0.00	6,139,987.20	750.00	1,500.00
Fund 150 Surplus (Deficit):	364,696.31	66,225.99	133,726.96	-1,707,264.52	32,627.07	90,494.10	537,671.26	3,376,438.30	3,024,785.93	-5,427,821.18	224,145.43	94,297.56
Total Surplus (Deficit):	454,464.95	-69,060.69	145,707.62	-1,668,736.11	649,379.41	126,405.27	562,169.84	3,320,825.63	3,050,190.68	-5,387,272.20	261,105.75	62,912.28

Fund	May 2022	June 2022	July 2022	August 2022	September 2022	October 2022	November 2022	December 2022	January 2023	February 2023	March 2023	April 2023
112 - T.C.S.A.FUND	10,302.98	-121.30	11,406.11	5,473.41	30,337.55	12,071.50	24,650.03	4,146.10	79,762.80	127,626.75	27,233.24	-15,668.57
113 - HOTEL OCCUPANCY TAX ...	61,898.10	60,782.12	48,904.33	59,240.31	46,243.12	41,683.60	14,082.55	50,064.51	33,354.14	40,880.99	35,064.82	39,342.91
115 - CITY SECRETARY'S SPECI...	-2,567.08	4,009.65	1,751.00	3,832.41	-3,848.06	3,269.35	2,893.00	1,409.00	3,618.22	-3,855.00	-5,540.10	3,515.82
116 - PUBLIC EDUCATION & G...	34,495.64	-296.79	-41,706.47	-19,572.72	13,850.99	43.62	0.00	-30,490.66	-509.94	30,260.93	-1,439.92	-14,852.61
131 - PARKLAND DEDICATION ...	-14,361.00	-199,660.36	-8,374.31	-10,445.00	530,168.74	-21,156.90	-17,127.00	-80,741.62	-90,820.47	-154,364.69	-18,357.72	-43,722.83
150 - DEBT SERVICE FUND	364,696.31	66,225.99	133,726.96	-1,707,264.52	32,627.07	90,494.10	537,671.26	3,376,438.30	3,024,785.93	-5,427,821.18	224,145.43	94,297.56
Total Surplus (Deficit):	454,464.95	-69,060.69	145,707.62	-1,668,736.11	649,379.41	126,405.27	562,169.84	3,320,825.63	3,050,190.68	-5,387,272.20	261,105.75	62,912.28

**CITY OF EDINBURG
SPECIAL REVENUE FUNDS
FISCAL YEAR 2022/2023
As of April 30, 2023**

	Debt Service Fund (150)	Hotel Occupancy Tax (113)	Texas Controlled Substance Act (112)	Parkland Dedication Fund (131)	City Secretary Restricted Fund (115)	Public Education Gov't (PEG) Fund (116)	Total Special Revenue Funds
Beginning Fund Balance	\$ 233,958	\$ 1,013,159	\$ 937,475	\$ 459,455	\$ 201,921	\$ 471,454	\$ 3,317,423
Revenues/Collections:							
Oct	90,462	56,716	12,072	15,425	3,249	-	177,923
Nov	538,171	40,006	24,650	83,240	2,893	-	688,960
Dec	3,376,438	123,524	4,146	17,400	3,243	-	3,524,751
Jan	3,024,786	83,736	79,763	133,675	3,720	-	3,325,680
Feb	712,166	78,187	128,457	174,000	4,345	32,430	1,129,585
Mar	224,928	79,610	27,233	123,600	4,736	-	460,108
Apr	95,798	91,259	1,824	117,750	3,631	-	310,261
May							-
June							-
July							-
Aug							-
Sept							-
Total	8,062,749	553,038	278,145	665,090	25,817	32,430	9,617,268
Expenditures/Uses (year to date)	(6,142,737)	(298,564)	(18,393)	(426,292)	(20,527)	(36,778)	(6,943,291)
Transfers In/(Out):	-	-	-	-	-	-	-
Net Change (Current Year)	1,920,012	254,474	259,752	238,798	5,290	(4,348)	2,673,976
Ending Fund Balance	\$ 2,153,970	\$ 1,267,632	\$ 1,197,227	\$ 698,253	\$ 207,211	\$ 467,106	\$ 5,991,399

CITY OF EDINBURG
PROPERTY TAX COLLECTION - CURRENT

MONTH	FY 18/19	FY 19/20	FY 20/21	FY 21/22	FY 22/23	Difference FY 22/23 - 21/22	
OCT.	170,206	479,864	453,620	281,354	286,141	4,787	➡ 2%
NOV.	1,280,063	1,573,333	1,638,369	2,151,519	1,925,534	(225,986)	⬇ -11%
DEC.	9,739,341	10,015,900	11,087,411	13,157,368	12,468,554	(688,813)	⬇ -5%
JAN.	10,633,031	10,193,857	11,168,066	9,099,934	11,081,631	1,981,697	⬆ 22%
FEB.	1,263,297	1,770,867	1,975,631	2,400,763	2,467,454	66,691	➡ 3%
MAR.	665,706	502,365	734,163	603,136	744,091	140,955	⬆ 23%
APR.	298,164	295,686	364,424	299,219	293,283	(5,936)	➡ -2%
MAY	216,090	301,338	191,556	142,763			
JUN.	173,289	220,282	183,929	172,336			
JUL.	(502,253)	177,903	118,925	178,596			
AUG.	83,027	72,207	104,941	74,674			
SEP.	34,232	75,285	99,992	67,492			
TOTAL	<u>24,054,192</u>	<u>25,678,886</u>	<u>28,121,028</u>	<u>28,629,154</u>	<u>29,266,687</u>	1,273,395	⬆ 5%

YTD COMPARISON:

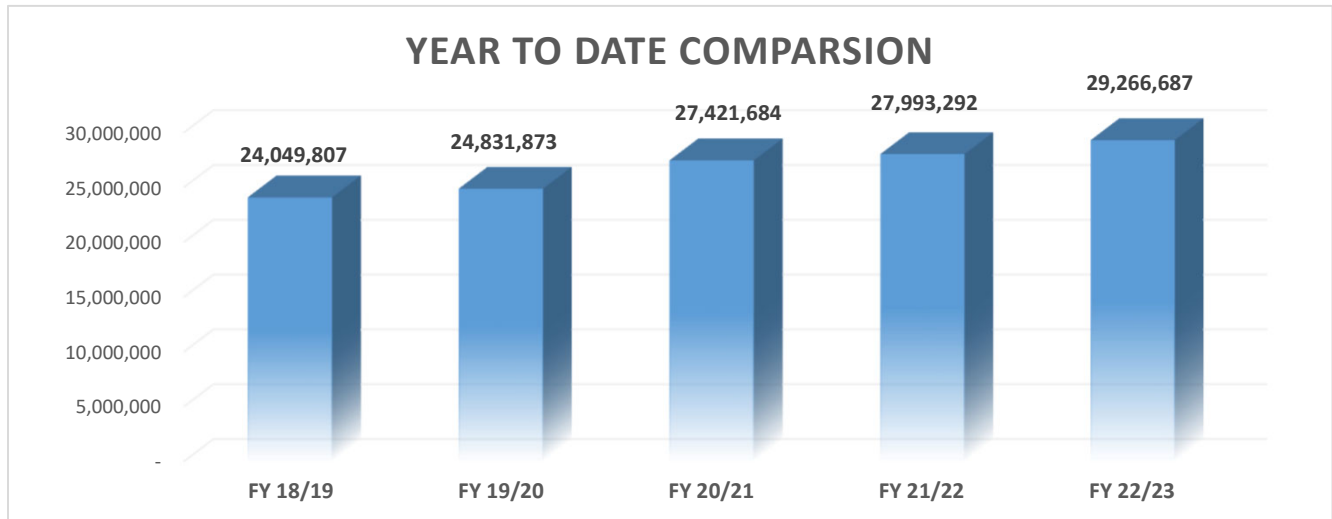
\$ 24,049,807 \$ 24,831,873 \$ 27,421,684 \$ 27,993,292 \$ 29,266,687

YTD COMPARISON: INCREASE/(DECREASE):

n/a 782,065 2,589,812 571,608 1,273,395

YTD COMPARISON: INCREASE/(DECREASE) % :

0% 3% 10% 2% 5%



**PABLO "PAUL" VILLARREAL JR., ASSESSOR & COLLECTOR
CITY OF EDINBURG TAXES COLLECTED FOR:
APRIL 2023**

COMPARATIVE RATE OF COLLECTIONS

CITY OF EDINBURG CEB (22)	ORIGINAL TAX LEVY	COLLECTED TO DATE	DROPPED YRS AFTER PURGE	MODIF. TO DATE	TAXES OUTSTANDING	PERCENT 2022/2023	COLLECTED 2021/2022
2022 TAX ROLL	38,127,169.45	37,149,306.49		810,605.36	1,788,468.32	95.41%	95.72%
2021 & PRIOR YRS	2,648,225.37	432,282.22		(65,033.18)	2,150,909.97	16.73%	19.84%
ROLLBACK	88,226.78	173,383.41		120,664.90	35,508.27	83.00%	40.38%
TOTALS	40,863,621.60	37,754,972.12	-	866,237.08	3,974,886.56		

BREAKDOWN OF TAX COLLECTIONS AND FEES FOR THE MONTH OF APRIL 2023

	CITY OF EDINBURG	MONTHLY MODIFICATIONS
CURRENT YEAR-BASE TAX	372,274.68	(491.20) CURRENT
CURRENT YEAR-P&I	32,546.27	
PRIOR YEARS-BASE TAX	34,400.77	(188.60) PRIOR
PRIOR YEARS-P&I	13,434.95	
ROLLBACK	9,357.07	10,740.20 ROLLBACK
ROLLBACK P&I	-	
ATTORNEY FEES	8,109.35	- PURGED
TOTAL COLLECTIONS	470,123.09	10,060.40
LESS TRANSFERRED	245,634.92	
LESS IN TRANSIT	217,714.61	
LESS DUE TO HCAD COMM. FEE	21.56	
LESS DUE TO CO TREASURER	6,752.00	
BALANCE	-	

*****AFFIDAVIT*****

I, PABLO "PAUL" VILLARREAL JR., ASSESSOR-COLLECTOR OF TAXES FOR THE CITY OF EDINBURG, DO SOLEMNLY SWEAR THAT THE ABOVE STATEMENT OF TAXES COLLECTED BY ME FOR THE MONTH OF APRIL 2023 IS CORRECT.

Pablo (Paul) Villarreal Jr.
ASSESSOR-COLLECTOR OF TAXES FOR CITY OF EDINBURG, TEXAS



SWORN AND SUBSCRIBED BEFORE ME THIS 9TH DAY OF MAY 2023 A.D.

Mark Martinez
NOTARY PUBLIC, HIDALGO COUNTY, TEXAS



**PABLO "PAUL" VILLARREAL JR., ASSESSOR & COLLECTOR
CITY OF EDINBURG
TAX COLLECTION REPORT
FOR THE MONTH OF APRIL 2023**

<u>AD VALOREM - CITY OF EDINBURG</u>	<u>2022-2023</u>	<u>2021-2022</u>	<u>DIFFERENCE</u>
<u>2022 CURRENT</u>			
ORIGINAL LEVY	38,127,169.45	36,773,969.18	1,353,200.27
MODIFICATIONS	810,605.36	665,993.22	144,612.14
CURRENT LEVY	38,937,774.81	37,439,962.40	1,497,812.41
CURRENT COLLECTIONS THIS MONTH	372,274.68	373,542.70	(1,268.02)
CURRENT COLLECTIONS TO DATE	37,149,306.49	35,838,232.40	1,311,074.09
OUTSTANDING TO DATE	1,788,468.32	1,601,730.00	186,738.32
PERCENT COLLECTED/ORIGINAL	97.44%	97.46%	-0.02%
PERCENT COLLECTED/MODIFIED	95.41%	95.72%	-0.31%
TOTAL COLLECTIONS FISCAL YEAR	37,149,306.49	35,838,232.40	
 <u>DELINQUENT</u>			
ORIGINAL LEVY	2,648,225.37	2,695,906.55	(47,681.18)
MODIFICATIONS	(65,033.18)	(59,065.51)	(5,967.67)
DELINQUENT LEVY	2,583,192.19	2,636,841.04	(53,648.85)
DELINQUENT COLLECTIONS THIS MONTH	34,400.77	48,305.45	(13,904.68)
DELINQUENT COLLECTIONS TO DATE	432,282.22	523,192.58	(90,910.36)
OUTSTANDING TO DATE	2,150,909.97	2,113,648.46	37,261.51
PERCENT COLLECTED/ORIGINAL	16.32%	19.41%	-3.09%
PERCENT COLLECTED/MODIFIED	16.73%	19.84%	-3.11%
TOTAL COLLECTIONS FISCAL YEAR	432,282.22	523,192.58	
 <u>ROLLBACK</u>			
ORIGINAL LEVY	88,226.78	80,622.27	7,604.51
MODIFICATIONS	120,664.90	34,271.90	86,393.00
ROLLBACK LEVY	208,891.68	114,894.17	93,997.51
ROLLBACK COLLECTIONS THIS MONTH	9,357.07	0.00	9,357.07
ROLLBACK COLLECTIONS TO DATE	173,383.41	46,397.51	126,985.90
OUTSTANDING TO DATE	35,508.27	68,496.66	(32,988.39)
PERCENT COLLECTED/ORIGINAL	196.52%	57.55%	138.97%
PERCENT COLLECTED/MODIFIED	83.00%	40.38%	42.62%
TOTAL COLLECTIONS FISCAL YEAR	173,383.41	46,397.51	

**PABLO (PAUL) VILLARREAL, JR., TAX ASSESSOR/COLLECTOR
CITY OF EDINBURG
TAX COLLECTIONS FOR MONTH OF: APRIL 2023**

22 CEB

REPORT DATE	CURR BASE	CURR P&I	CURR RB	CURR RB P/I	PRIOR BASE	PRIOR P&I	PRIOR RB	DEL RB P/I	ATTY FEES	RB ATTY FEE	TOTAL	TOTAL TRANSF	DIFF.	DATE OF TRANSF
3-Apr	9,027.56	804.42			1,284.61	436.82			223.29		11,776.70		-	
4-Apr	17,775.64	746.83			1,067.38	414.30			195.04		20,199.19		20,199.19	
5-Apr	14,655.06	1,163.40			1,161.98	428.95			245.76		17,655.15		17,655.15	
6-Apr	33,205.43	2,954.87			2,418.73	800.95			490.78		39,870.76		39,870.76	
10-Apr	25,829.28	1,907.46			1,399.76	545.97			860.01		30,542.48		30,542.48	
11-Apr	9,914.72	1,032.63			949.91	177.09			175.68		12,250.03		12,250.03	
12-Apr	9,030.49	915.48			972.54	94.17			397.75		11,410.43	136,952.74	(125,542.31)	21-Apr
13-Apr	8,466.71	846.29			173.05	51.31			14.43		9,551.79		9,551.79	
14-Apr	4,951.14	557.87			1,540.20	749.64			315.47		8,114.32		8,114.32	
17-Apr	7,759.55	855.20			256.54	106.08			163.36		9,140.73	26,806.84	(17,666.11)	24-Apr
18-Apr	5,831.87	597.53			556.64	122.53			57.36		7,165.93	7,165.93	-	25-Apr
19-Apr	6,705.03	706.10			5,249.72	1,524.36			957.72		15,142.93	15,142.93	-	26-Apr
20-Apr	38,366.14	898.76			1,014.05	516.30			229.57		41,024.82	41,024.82	-	27-Apr
20-Apr							9,357.07	-			9,357.07	9,357.07	-	27-Apr
21-Apr	6,287.40	638.26			1,551.60	516.63			190.70		9,184.59	9,184.59	-	28-Apr
24-Apr	15,235.05	1,416.15			967.07	500.54			264.83		18,383.64	18,383.64	-	1-May
25-Apr	10,368.90	1,087.88			665.02	282.48			135.19		12,539.47	12,539.47	-	2-May
26-Apr	16,706.65	1,189.25			765.07	287.49			157.91		19,106.37	19,106.37	-	3-May
27-Apr	64,147.56	6,839.46			6,096.36	2,868.99			1,870.24		81,822.61	81,822.61	-	4-May
28-Apr	68,010.50	7,388.43			6,310.54	3,010.35			1,164.26		85,884.08	85,862.52	21.56	9-May
											-		-	
											-		-	
											-		-	
											-		-	
											-		-	
											-		-	
											-		-	
											-		-	
TTL	372,274.68	32,546.27	0.00	0.00	34,400.77	13,434.95	9,357.07	0.00	8,109.35	0.00	470,123.09	463,349.53	6,773.56	

OVERALL TOTAL	470,123.09
LESS REFUNDS	0.00
LESS HCAD COMM FEES	21.56
LESS COMM/COST	6,752.00
BALANCE	463,349.53
LESS M/O TRANSFERRED	245,634.92
LESS M/O IN TRANSIT	217,714.61
BALANCE PENDING	0.00

05/02/2023 16:28:51 4271120
 TC298-D SELECTION: SYSTEM
 RECEIPT DATE: ALL
 LOCATION: LOCATION NAME NOT FOUND

TAX COLLECTION SYSTEM
 DEPOSIT DISTRIBUTION
 FROM: 04/01/2023 THRU 04/30/2023
 JURISDICTION: 0022 CITY OF EDINBURG

PAGE: 27
 EXCLUDES AG ROLLBACK

YEAR	FUND	TAX RATE	LEVY PAID	DISCOUNT GIVEN	PENALTY INTEREST	TIF AMOUNT	DISBURSE TOTAL	ATTORNEY	OTHER FEES	REFUND AMOUNT	PAYMENT AMOUNT
2022	M & O	.504200	293,282.77	.00	25,640.37	.00	318,923.14	2,024.53	.00	.00	320,947.67
	I & S	.135800	78,991.91	.00	6,905.90	.00	85,897.81	.00	.00	.00	85,897.81
	TOTAL	.640000	372,274.68	.00	32,546.27	.00	404,820.95	2,024.53	.00	.00	406,845.48
2021	M & O	.544700	12,712.39	.00	2,930.93	.00	15,643.32	2,471.12	.00	.00	18,114.44
	I & S	.135300	3,157.64	.00	728.00	.00	3,885.64	.00	.00	.00	3,885.64
	TOTAL	.680000	15,870.03	.00	3,658.93	.00	19,528.96	2,471.12	.00	.00	22,000.08
2020	M & O	.582600	6,510.19	.00	2,438.18	.00	8,948.37	1,553.45	.00	.00	10,501.82
	I & S	.097400	1,088.35	.00	407.58	.00	1,495.93	.00	.00	.00	1,495.93
	TOTAL	.680000	7,598.54	.00	2,845.76	.00	10,444.30	1,553.45	.00	.00	11,997.75
2019	M & O	.557000	3,011.05	.00	1,427.47	.00	4,438.52	751.43	.00	.00	5,189.95
	I & S	.123000	664.94	.00	315.21	.00	980.15	.00	.00	.00	980.15
	TOTAL	.680000	3,675.99	.00	1,742.68	.00	5,418.67	751.43	.00	.00	6,170.10
2018	M & O	.544700	2,295.05	.00	1,266.86	.00	3,561.91	570.47	.00	.00	4,132.38
	I & S	.090300	380.45	.00	210.02	.00	590.47	.00	.00	.00	590.47
	TOTAL	.635000	2,675.50	.00	1,476.88	.00	4,152.38	570.47	.00	.00	4,722.85
2017	M & O	.558400	954.62	.00	450.25	.00	1,404.87	126.86	.00	.00	1,531.73
	I & S	.076600	130.95	.00	61.78	.00	192.73	.00	.00	.00	192.73
	TOTAL	.635000	1,085.57	.00	512.03	.00	1,597.60	126.86	.00	.00	1,724.46
2016	M & O	.534000	213.71	.00	128.98	.00	342.69	36.41	.00	.00	379.10
	I & S	.101000	40.42	.00	24.39	.00	64.81	.00	.00	.00	64.81
	TOTAL	.635000	254.13	.00	153.37	.00	407.50	36.41	.00	.00	443.91
2015	M & O	.539900	985.78	.00	795.62	.00	1,781.40	235.03	.00	.00	2,016.43
	I & S	.095100	173.63	.00	140.15	.00	313.78	.00	.00	.00	313.78
	TOTAL	.635000	1,159.41	.00	935.77	.00	2,095.18	235.03	.00	.00	2,330.21
2014	M & O	.523700	602.85	.00	442.18	.00	1,045.03	100.79	.00	.00	1,145.82
	I & S	.111300	128.12	.00	93.98	.00	222.10	.00	.00	.00	222.10
	TOTAL	.635000	730.97	.00	536.16	.00	1,267.13	100.79	.00	.00	1,367.92
2013	M & O	.521400	397.32	.00	332.09	.00	729.41	54.52	.00	.00	783.93
	I & S	.113600	86.55	.00	72.34	.00	158.89	.00	.00	.00	158.89
	TOTAL	.635000	483.87	.00	404.43	.00	888.30	54.52	.00	.00	942.82
2012	M & O	.521040	204.08	.00	185.40	.00	389.48	12.94	.00	.00	402.42
	I & S	.113960	44.63	.00	40.55	.00	85.18	.00	.00	.00	85.18
	TOTAL	.635000	248.71	.00	225.95	.00	474.66	12.94	.00	.00	487.60
2011	M & O	.520500	51.50	.00	75.71	.00	127.21	23.28	.00	.00	150.49
	I & S	.114500	11.33	.00	16.65	.00	27.98	.00	.00	.00	27.98
	TOTAL	.635000	62.83	.00	92.36	.00	155.19	23.28	.00	.00	178.47

05/02/2023 16:28:51 4271120
 TC298-D SELECTION: SYSTEM
 RECEIPT DATE: ALL
 LOCATION: LOCATION NAME NOT FOUND

TAX COLLECTION SYSTEM
 DEPOSIT DISTRIBUTION
 FROM: 04/01/2023 THRU 04/30/2023
 JURISDICTION: 0022 CITY OF EDINBURG

PAGE: 28
 EXCLUDES AG ROLLBACK

YEAR	FUND	TAX RATE	LEVY PAID	DISCOUNT GIVEN	PENALTY INTEREST	TIF AMOUNT	DISBURSE TOTAL	ATTORNEY	OTHER FEES	REFUND AMOUNT	PAYMENT AMOUNT
2010	M & O	.520040	70.93	.00	72.89	.00	143.82	9.08	.00	.00	152.90
	I & S	.114960	15.68	.00	16.12	.00	31.80	.00	.00	.00	31.80
	TOTAL	.635000	86.61	.00	89.01	.00	175.62	9.08	.00	.00	184.70
2009	M & O	.521900	36.80	.00	62.92	.00	99.72	18.20	.00	.00	117.92
	I & S	.113100	7.98	.00	13.64	.00	21.62	.00	.00	.00	21.62
	TOTAL	.635000	44.78	.00	76.56	.00	121.34	18.20	.00	.00	139.54
2008	M & O	.524210	168.86	.00	202.48	.00	371.34	22.39	.00	.00	393.73
	I & S	.110790	35.69	.00	42.80	.00	78.49	.00	.00	.00	78.49
	TOTAL	.635000	204.55	.00	245.28	.00	449.83	22.39	.00	.00	472.22
2007	M & O	.523260	145.23	.00	283.20	.00	428.43	77.99	.00	.00	506.42
	I & S	.111740	31.01	.00	60.48	.00	91.49	.00	.00	.00	91.49
	TOTAL	.635000	176.24	.00	343.68	.00	519.92	77.99	.00	.00	597.91
2006	M & O	.528740	23.59	.00	48.82	.00	72.41	13.04	.00	.00	85.45
	I & S	.106260	4.74	.00	9.81	.00	14.55	.00	.00	.00	14.55
	TOTAL	.635000	28.33	.00	58.63	.00	86.96	13.04	.00	.00	100.00
2002	M & O	.481290	11.15	.00	28.40	.00	39.55	7.82	.00	.00	47.37
	I & S	.153710	3.56	.00	9.07	.00	12.63	.00	.00	.00	12.63
	TOTAL	.635000	14.71	.00	37.47	.00	52.18	7.82	.00	.00	60.00
ALL	M & O		321,677.87	.00	36,812.75	.00	358,490.62	8,109.35	.00	.00	366,599.97
ALL	I & S		84,997.58	.00	9,168.47	.00	94,166.05	.00	.00	.00	94,166.05
ALL	TOTAL		406,675.45	.00	45,981.22	.00	452,656.67	8,109.35	.00	.00	460,766.02
DLQ	M & O		28,395.10	.00	11,172.38	.00	39,567.48	6,084.82	.00	.00	45,652.30
DLQ	I & S		6,005.67	.00	2,262.57	.00	8,268.24	.00	.00	.00	8,268.24
DLQ	TOTAL		34,400.77	.00	13,434.95	.00	47,835.72	6,084.82	.00	.00	53,920.54
CURR	M & O		293,282.77	.00	25,640.37	.00	318,923.14	2,024.53	.00	.00	320,947.67
CURR	I & S		78,991.91	.00	6,905.90	.00	85,897.81	.00	.00	.00	85,897.81
CURR	TOTAL		372,274.68	.00	32,546.27	.00	404,820.95	2,024.53	.00	.00	406,845.48

05/02/2023 16:27:01 4271118
 TC298-D SELECTION: SYSTEM
 RECEIPT DATE: ALL
 LOCATION: LOCATION NAME NOT FOUND

TAX COLLECTION SYSTEM
 DEPOSIT DISTRIBUTION
 FROM: 04/01/2023 THRU 04/30/2023
 JURISDICTION: 0022 CITY OF EDINBURG

AG ROLLBACK ONLY PAGE: 7

YEAR	FUND	TAX RATE	LEVY PAID	DISCOUNT GIVEN	PENALTY INTEREST	TIF AMOUNT	DISBURSE TOTAL	ATTORNEY	OTHER FEES	REFUND AMOUNT	PAYMENT AMOUNT
2021	M & O	.544700	2,497.30	.00	.00	.00	2,497.30	.00	.00	.00	2,497.30
	I & S	.135300	620.32	.00	.00	.00	620.32	.00	.00	.00	620.32
	TOTAL	.680000	3,117.62	.00	.00	.00	3,117.62	.00	.00	.00	3,117.62
2020	M & O	.582600	2,672.28	.00	.00	.00	2,672.28	.00	.00	.00	2,672.28
	I & S	.097400	446.76	.00	.00	.00	446.76	.00	.00	.00	446.76
	TOTAL	.680000	3,119.04	.00	.00	.00	3,119.04	.00	.00	.00	3,119.04
2019	M & O	.557000	2,555.98	.00	.00	.00	2,555.98	.00	.00	.00	2,555.98
	I & S	.123000	564.43	.00	.00	.00	564.43	.00	.00	.00	564.43
	TOTAL	.680000	3,120.41	.00	.00	.00	3,120.41	.00	.00	.00	3,120.41
ALL	M & O		7,725.56	.00	.00	.00	7,725.56	.00	.00	.00	7,725.56
ALL	I & S		1,631.51	.00	.00	.00	1,631.51	.00	.00	.00	1,631.51
ALL	TOTAL		9,357.07	.00	.00	.00	9,357.07	.00	.00	.00	9,357.07
DLQ	M & O		7,725.56	.00	.00	.00	7,725.56	.00	.00	.00	7,725.56
DLQ	I & S		1,631.51	.00	.00	.00	1,631.51	.00	.00	.00	1,631.51
DLQ	TOTAL		9,357.07	.00	.00	.00	9,357.07	.00	.00	.00	9,357.07
CURR	M & O		.00	.00	.00	.00	.00	.00	.00	.00	.00
CURR	I & S		.00	.00	.00	.00	.00	.00	.00	.00	.00
CURR	TOTAL		.00	.00	.00	.00	.00	.00	.00	.00	.00

05/02/2023 19:15:06 4270287
 TC298-D SELECTION: SYSTEM
 RECEIPT DATE: ALL
 LOCATION: LOCATION NAME NOT FOUND

TAX COLLECTION SYSTEM
 DEPOSIT DISTRIBUTION
 FROM: 04/01/2023 THRU 04/30/2023
 JURISDICTION: 0022 CITY OF EDINBURG

PAGE: 27
 INCLUDES AG ROLLBACK

YEAR	FUND	TAX RATE	LEVY PAID	DISCOUNT GIVEN	PENALTY INTEREST	TIF AMOUNT	DISBURSE TOTAL	ATTORNEY	OTHER FEES	REFUND AMOUNT	PAYMENT AMOUNT
2022	M & O	.504200	293,282.77	.00	25,640.37	.00	318,923.14	2,024.53	.00	.00	320,947.67
	I & S	.135800	78,991.91	.00	6,905.90	.00	85,897.81	.00	.00	.00	85,897.81
	TOTAL	.640000	372,274.68	.00	32,546.27	.00	404,820.95	2,024.53	.00	.00	406,845.48
2021	M & O	.544700	15,209.69	.00	2,930.93	.00	18,140.62	2,471.12	.00	.00	20,611.74
	I & S	.135300	3,777.96	.00	728.00	.00	4,505.96	.00	.00	.00	4,505.96
	TOTAL	.680000	18,987.65	.00	3,658.93	.00	22,646.58	2,471.12	.00	.00	25,117.70
2020	M & O	.582600	9,182.47	.00	2,438.18	.00	11,620.65	1,553.45	.00	.00	13,174.10
	I & S	.097400	1,535.11	.00	407.58	.00	1,942.69	.00	.00	.00	1,942.69
	TOTAL	.680000	10,717.58	.00	2,845.76	.00	13,563.34	1,553.45	.00	.00	15,116.79
2019	M & O	.557000	5,567.03	.00	1,427.47	.00	6,994.50	751.43	.00	.00	7,745.93
	I & S	.123000	1,229.37	.00	315.21	.00	1,544.58	.00	.00	.00	1,544.58
	TOTAL	.680000	6,796.40	.00	1,742.68	.00	8,539.08	751.43	.00	.00	9,290.51
2018	M & O	.544700	2,295.05	.00	1,266.86	.00	3,561.91	570.47	.00	.00	4,132.38
	I & S	.090300	380.45	.00	210.02	.00	590.47	.00	.00	.00	590.47
	TOTAL	.635000	2,675.50	.00	1,476.88	.00	4,152.38	570.47	.00	.00	4,722.85
2017	M & O	.558400	954.62	.00	450.25	.00	1,404.87	126.86	.00	.00	1,531.73
	I & S	.076600	130.95	.00	61.78	.00	192.73	.00	.00	.00	192.73
	TOTAL	.635000	1,085.57	.00	512.03	.00	1,597.60	126.86	.00	.00	1,724.46
2016	M & O	.534000	213.71	.00	128.98	.00	342.69	36.41	.00	.00	379.10
	I & S	.101000	40.42	.00	24.39	.00	64.81	.00	.00	.00	64.81
	TOTAL	.635000	254.13	.00	153.37	.00	407.50	36.41	.00	.00	443.91
2015	M & O	.539900	985.78	.00	795.62	.00	1,781.40	235.03	.00	.00	2,016.43
	I & S	.095100	173.63	.00	140.15	.00	313.78	.00	.00	.00	313.78
	TOTAL	.635000	1,159.41	.00	935.77	.00	2,095.18	235.03	.00	.00	2,330.21
2014	M & O	.523700	602.85	.00	442.18	.00	1,045.03	100.79	.00	.00	1,145.82
	I & S	.111300	128.12	.00	93.98	.00	222.10	.00	.00	.00	222.10
	TOTAL	.635000	730.97	.00	536.16	.00	1,267.13	100.79	.00	.00	1,367.92
2013	M & O	.521400	397.32	.00	332.09	.00	729.41	54.52	.00	.00	783.93
	I & S	.113600	86.55	.00	72.34	.00	158.89	.00	.00	.00	158.89
	TOTAL	.635000	483.87	.00	404.43	.00	888.30	54.52	.00	.00	942.82
2012	M & O	.521040	204.08	.00	185.40	.00	389.48	12.94	.00	.00	402.42
	I & S	.113960	44.63	.00	40.55	.00	85.18	.00	.00	.00	85.18
	TOTAL	.635000	248.71	.00	225.95	.00	474.66	12.94	.00	.00	487.60
2011	M & O	.520500	51.50	.00	75.71	.00	127.21	23.28	.00	.00	150.49
	I & S	.114500	11.33	.00	16.65	.00	27.98	.00	.00	.00	27.98
	TOTAL	.635000	62.83	.00	92.36	.00	155.19	23.28	.00	.00	178.47

05/02/2023 19:15:06 4270287
 TC298-D SELECTION: SYSTEM
 RECEIPT DATE: ALL
 LOCATION: LOCATION NAME NOT FOUND

TAX COLLECTION SYSTEM
 DEPOSIT DISTRIBUTION
 FROM: 04/01/2023 THRU 04/30/2023
 JURISDICTION: 0022 CITY OF EDINBURG

PAGE: 28
 INCLUDES AG ROLLBACK

YEAR	FUND	TAX RATE	LEVY PAID	DISCOUNT GIVEN	PENALTY INTEREST	TIF AMOUNT	DISBURSE TOTAL	ATTORNEY	OTHER FEES	REFUND AMOUNT	PAYMENT AMOUNT
2010	M & O	.520040	70.93	.00	72.89	.00	143.82	9.08	.00	.00	152.90
	I & S	.114960	15.68	.00	16.12	.00	31.80	.00	.00	.00	31.80
	TOTAL	.635000	86.61	.00	89.01	.00	175.62	9.08	.00	.00	184.70
2009	M & O	.521900	36.80	.00	62.92	.00	99.72	18.20	.00	.00	117.92
	I & S	.113100	7.98	.00	13.64	.00	21.62	.00	.00	.00	21.62
	TOTAL	.635000	44.78	.00	76.56	.00	121.34	18.20	.00	.00	139.54
2008	M & O	.524210	168.86	.00	202.48	.00	371.34	22.39	.00	.00	393.73
	I & S	.110790	35.69	.00	42.80	.00	78.49	.00	.00	.00	78.49
	TOTAL	.635000	204.55	.00	245.28	.00	449.83	22.39	.00	.00	472.22
2007	M & O	.523260	145.23	.00	283.20	.00	428.43	77.99	.00	.00	506.42
	I & S	.111740	31.01	.00	60.48	.00	91.49	.00	.00	.00	91.49
	TOTAL	.635000	176.24	.00	343.68	.00	519.92	77.99	.00	.00	597.91
2006	M & O	.528740	23.59	.00	48.82	.00	72.41	13.04	.00	.00	85.45
	I & S	.106260	4.74	.00	9.81	.00	14.55	.00	.00	.00	14.55
	TOTAL	.635000	28.33	.00	58.63	.00	86.96	13.04	.00	.00	100.00
2002	M & O	.481290	11.15	.00	28.40	.00	39.55	7.82	.00	.00	47.37
	I & S	.153710	3.56	.00	9.07	.00	12.63	.00	.00	.00	12.63
	TOTAL	.635000	14.71	.00	37.47	.00	52.18	7.82	.00	.00	60.00
ALL	M & O		329,403.43	.00	36,812.75	.00	366,216.18	8,109.35	.00	.00	374,325.53
ALL	I & S		86,629.09	.00	9,168.47	.00	95,797.56	.00	.00	.00	95,797.56
ALL	TOTAL		416,032.52	.00	45,981.22	.00	462,013.74	8,109.35	.00	.00	470,123.09
DLQ	M & O		36,120.66	.00	11,172.38	.00	47,293.04	6,084.82	.00	.00	53,377.86
DLQ	I & S		7,637.18	.00	2,262.57	.00	9,899.75	.00	.00	.00	9,899.75
DLQ	TOTAL		43,757.84	.00	13,434.95	.00	57,192.79	6,084.82	.00	.00	63,277.61
CURR	M & O		293,282.77	.00	25,640.37	.00	318,923.14	2,024.53	.00	.00	320,947.67
CURR	I & S		78,991.91	.00	6,905.90	.00	85,897.81	.00	.00	.00	85,897.81
CURR	TOTAL		372,274.68	.00	32,546.27	.00	404,820.95	2,024.53	.00	.00	406,845.48

TAX COLLECTION SYSTEM
TAX COLLECTOR MONTHLY REPORT
FROM 04/01/2023 TO 04/30/2023

EXCLUDES AG ROLLBACK

FISCAL START: 10/01/2022 END: 09/30/2023 JURISDICTION: 0022 CITY OF EDINBURG

	CERT TAXABLE VALUE	ADJUSTMENTS	ADJ TAX VALUE	TAX RATE	TAX LEVY	PAID ACCTS
	-----	-----	-----	-----	-----	-----
CURRENT YEAR	6,063,760,149	136,036,824	6,199,796,973	00.640000	38,937,774.81	31,445
	-----	-----	-----	-----	-----	-----

YEAR	TAXES DUE	MONTH ADJ	ADJUSTMENT YTD	LEVY PAID	PAID YTD	BALANCE	COLL %	YTD UNCOLL
	-----	-----	-----	-----	-----	-----	-----	-----
2022	38,127,169.45	491.20-	810,605.36	372,274.68	37,149,306.49	1,788,468.32	95.41	0.00
2021	794,535.75	.00	42,919.44-	15,870.03	288,621.41	462,994.90	38.40	1,055.74-
2020	307,299.71	.00	9,670.42-	7,598.54	56,172.46	241,456.83	18.87	0.00
2019	233,911.82	188.60-	9,045.01-	3,675.99	29,254.60	195,612.21	13.01	7,665.23-
2018	199,536.23	.00	3,286.60-	2,675.50	14,535.97	181,713.66	7.41	0.00
2017	127,076.74	.00	44.40-	1,085.57	8,371.16	118,661.18	6.59	0.00
2016	110,525.00	.00	67.31-	254.13	5,557.92	104,899.77	5.03	0.00
2015	101,159.24	.00	0.00	1,159.41	6,641.68	94,517.56	6.57	0.00
2014	80,975.45	.00	0.00	730.97	5,847.06	75,128.39	7.22	0.00
2013	73,906.22	.00	0.00	483.87	3,436.58	70,469.64	4.65	0.00
2012	72,707.84	.00	0.00	248.71	2,177.05	70,530.79	2.99	0.00
2011	70,361.79	.00	0.00	62.83	1,645.54	68,716.25	2.34	0.00
2010	69,236.04	.00	0.00	86.61	1,976.15	67,259.89	2.85	0.00
2009	57,834.02	.00	0.00	44.78	1,894.99	55,939.03	3.28	0.00
2008	49,443.10	.00	0.00	204.55	1,561.97	47,881.13	3.16	0.00
2007	48,838.57	.00	0.00	176.24	816.30	48,022.27	1.67	0.00
2006	40,942.70	.00	0.00	28.33	912.86	40,029.84	2.23	0.00
2005	34,994.98	.00	0.00	0.00	376.47	34,618.51	1.08	0.00
2004	32,688.48	.00	0.00	0.00	258.21	32,430.27	.79	0.00
2003	24,920.41	.00	0.00	0.00	123.33	24,797.08	.49	0.00
2002	24,661.00	.00	0.00	14.71	296.45	24,364.55	1.20	0.00
2001	92,670.28	.00	0.00	0.00	1,804.06	90,866.22	1.95	0.00
****	40,775,394.82	679.80-	745,572.18	406,675.45	37,581,588.71	3,939,378.29		8,720.97-
CURR	38,127,169.45	491.20-	810,605.36	372,274.68	37,149,306.49	1,788,468.32		0.00
DELQ	2,648,225.37	188.60-	65,033.18-	34,400.77	432,282.22	2,150,909.97		8,720.97-

05/02/2023 16:32:4
TC168

4271118

TAX COLLECTION SYSTEM
TAX COLLECTOR MONTHLY REPORT
FROM 04/01/2023 TO 04/30/2023

AG ROLLBACK ONLY

PAGE: 9

FISCAL START: 10/01/2022 END: 09/30/2023 JURISDICTION: 0022 CITY OF EDINBURG

	CERT TAXABLE VALUE	ADJUSTMENTS	ADJ TAX VALUE	TAX RATE	TAX LEVY	PAID ACCTS
	-----	-----	-----	-----	-----	-----
CURRENT YEAR	0	0	0 0	00.000000	0.00	0
	-----	-----	-----	-----	-----	-----

YEAR	TAXES DUE	MONTH ADJ	ADJUSTMENT YTD	LEVY PAID	PAID YTD	BALANCE	COLL %	YTD UNCOLL
	-----	-----	-----	-----	-----	-----	-----	-----
2021	20,637.28	5,169.10	33,717.57	3,117.62	48,720.38	5,634.47	89.63	0.00
2020	29,489.03	3,029.41	44,532.96	3,119.04	59,130.01	14,891.98	79.88	0.00
2019	32,521.71	2,541.69	42,414.37	3,120.41	60,532.90	14,403.18	80.78	0.00
2018	5,000.12	.00	0.00	0.00	5,000.12	0.00		0.00
2017	0.00	.00	0.00	0.00	0.00	0.00		0.00
2001	578.64	.00	0.00	0.00	0.00	578.64		0.00
****	88,226.78	10,740.20	120,664.90	9,357.07	173,383.41	35,508.27		0.00
CURR	0.00	.00	0.00	0.00	0.00	0.00		0.00
DELQ	88,226.78	10,740.20	120,664.90	9,357.07	173,383.41	35,508.27		0.00

TAX COLLECTION SYSTEM
TAX COLLECTOR MONTHLY REPORT
FROM 04/01/2023 TO 04/30/2023

FISCAL START: 10/01/2022 END: 09/30/2023 JURISDICTION: 0022 CITY OF EDINBURG

	CERT TAXABLE VALUE	ADJUSTMENTS	ADJ TAX VALUE	TAX RATE	TAX LEVY	PAID ACCTS
	-----	-----	-----	-----	-----	-----
CURRENT YEAR	6,063,760,149	136,036,824	6,199,796,973	00.640000	38,937,774.81	31,445
	-----	-----	-----	-----	-----	-----

YEAR	TAXES DUE	MONTH ADJ	ADJUSTMENT YTD	LEVY PAID	PAID YTD	BALANCE	COLL %	YTD UNCOLL
	-----	-----	-----	-----	-----	-----	-----	-----
2022	38,127,169.45	491.20-	810,605.36	372,274.68	37,149,306.49	1,788,468.32	95.41	0.00
2021	815,173.03	5,169.10	9,201.87-	18,987.65	337,341.79	468,629.37	41.86	1,055.74-
2020	336,788.74	3,029.41	34,862.54	10,717.58	115,302.47	256,348.81	31.02	0.00
2019	266,433.53	2,353.09	33,369.36	6,796.40	89,787.50	210,015.39	29.95	7,665.23-
2018	204,536.35	.00	3,286.60-	2,675.50	19,536.09	181,713.66	9.71	0.00
2017	127,076.74	.00	44.40-	1,085.57	8,371.16	118,661.18	6.59	0.00
2016	110,525.00	.00	67.31-	254.13	5,557.92	104,899.77	5.03	0.00
2015	101,159.24	.00	0.00	1,159.41	6,641.68	94,517.56	6.57	0.00
2014	80,975.45	.00	0.00	730.97	5,847.06	75,128.39	7.22	0.00
2013	73,906.22	.00	0.00	483.87	3,436.58	70,469.64	4.65	0.00
2012	72,707.84	.00	0.00	248.71	2,177.05	70,530.79	2.99	0.00
2011	70,361.79	.00	0.00	62.83	1,645.54	68,716.25	2.34	0.00
2010	69,236.04	.00	0.00	86.61	1,976.15	67,259.89	2.85	0.00
2009	57,834.02	.00	0.00	44.78	1,894.99	55,939.03	3.28	0.00
2008	49,443.10	.00	0.00	204.55	1,561.97	47,881.13	3.16	0.00
2007	48,838.57	.00	0.00	176.24	816.30	48,022.27	1.67	0.00
2006	40,942.70	.00	0.00	28.33	912.86	40,029.84	2.23	0.00
2005	34,994.98	.00	0.00	0.00	376.47	34,618.51	1.08	0.00
2004	32,688.48	.00	0.00	0.00	258.21	32,430.27	.79	0.00
2003	24,920.41	.00	0.00	0.00	123.33	24,797.08	.49	0.00
2002	24,661.00	.00	0.00	14.71	296.45	24,364.55	1.20	0.00
2001	93,248.92	.00	0.00	0.00	1,804.06	91,444.86	1.93	0.00
****	40,863,621.60	10,060.40	866,237.08	416,032.52	37,754,972.12	3,974,886.56		8,720.97-
CURR	38,127,169.45	491.20-	810,605.36	372,274.68	37,149,306.49	1,788,468.32		0.00
DELQ	2,736,452.15	10,551.60	55,631.72	43,757.84	605,665.63	2,186,418.24		8,720.97-

TAX COLLECTION SYSTEM
TAX COLLECTOR MONTHLY REPORT
FROM 04/01/2023 TO 04/30/2023

EXCLUDES AG ROLLBACK

JURISDICTION: 0022 CITY OF EDINBURG

	CERT TAXABLE VALUE	ADJUSTMENTS	ADJ TAX VALUE	TAX RATE	TAX LEVY	PAID ACCTS
	-----	-----	-----	-----	-----	-----
CURRENT YEAR	6,063,760,149	136,036,824	6,199,796,973	0.640000	38,937,774.81	31,445
	-----	-----	-----	-----	-----	-----

YEAR	TAXES DUE	MONTH ADJ	ADJUSTMENT YTD	LEVY PAID	PAID YTD	BALANCE	COLL %	YTD UNCOLL

2022	38,127,169.45	491.20-	810,605.36	372,274.68	37,149,306.49	1,788,468.32	95.41	0.00
	ADJUSTMENT REFUNDS	639.45-	198,941.62-					
2021	794,535.75	.00	42,919.44-	15,870.03	288,621.41	462,994.90	38.40	1,055.74-
	ADJUSTMENT REFUNDS	.00	38,416.88-					
2020	307,299.71	.00	9,670.42-	7,598.54	56,172.46	241,456.83	18.87	0.00
	ADJUSTMENT REFUNDS	.00	9,436.64-					
2019	233,911.82	188.60-	9,045.01-	3,675.99	29,254.60	195,612.21	13.01	7,665.23-
	ADJUSTMENT REFUNDS	.00	1,379.78-					
2018	199,536.23	.00	3,286.60-	2,675.50	14,535.97	181,713.66	7.41	0.00
	ADJUSTMENT REFUNDS	.00	3,197.86-					
2017	127,076.74	.00	44.40-	1,085.57	8,371.16	118,661.18	6.59	0.00
	ADJUSTMENT REFUNDS	.00	44.40-					
2016	110,525.00	.00	67.31-	254.13	5,557.92	104,899.77	5.03	0.00
	ADJUSTMENT REFUNDS	.00	67.31-					
2015	101,159.24	.00	0.00	1,159.41	6,641.68	94,517.56	6.57	0.00
2014	80,975.45	.00	0.00	730.97	5,847.06	75,128.39	7.22	0.00
2013	73,906.22	.00	0.00	483.87	3,436.58	70,469.64	4.65	0.00
2012	72,707.84	.00	0.00	248.71	2,177.05	70,530.79	2.99	0.00
2011	70,361.79	.00	0.00	62.83	1,645.54	68,716.25	2.34	0.00
2010	69,236.04	.00	0.00	86.61	1,976.15	67,259.89	2.85	0.00
2009	57,834.02	.00	0.00	44.78	1,894.99	55,939.03	3.28	0.00
2008	49,443.10	.00	0.00	204.55	1,561.97	47,881.13	3.16	0.00
2007	48,838.57	.00	0.00	176.24	816.30	48,022.27	1.67	0.00
2006	40,942.70	.00	0.00	28.33	912.86	40,029.84	2.23	0.00
2005	34,994.98	.00	0.00	0.00	376.47	34,618.51	1.08	0.00
2004	32,688.48	.00	0.00	0.00	258.21	32,430.27	.79	0.00
2003	24,920.41	.00	0.00	0.00	123.33	24,797.08	.49	0.00
2002	24,661.00	.00	0.00	14.71	296.45	24,364.55	1.20	0.00
2001	92,670.28	.00	0.00	0.00	1,804.06	90,866.22	1.95	0.00
****	40,775,394.82	679.80-	745,572.18	406,675.45	37,581,588.71	3,939,378.29		8,720.97-
	ADJUSTMENT REFUNDS	639.45-	251,484.49-					

TAX COLLECTION SYSTEM
TAX COLLECTOR MONTHLY REPORT
FROM 04/01/2023 TO 04/30/2023

AG ROLLBACK ONLY

JURISDICTION: 0022 CITY OF EDINBURG

	CERT TAXABLE VALUE	ADJUSTMENTS	ADJ TAX VALUE	TAX RATE	TAX LEVY	PAID ACCTS
	-----	-----	-----	-----	-----	-----
CURRENT YEAR	0	0	0	0.680000	54,354.85	23
	-----	-----	-----	-----	-----	-----

YEAR	TAXES DUE	MONTH ADJ	ADJUSTMENT YTD	LEVY PAID	PAID YTD	BALANCE	COLL %	YTD UNCOLL
2021	20,637.28	5,169.10	33,717.57	3,117.62	48,720.38	5,634.47	89.63	0.00
ADJUSTMENT REFUNDS		.00	38,416.88-					
2020	29,489.03	3,029.41	44,532.96	3,119.04	59,130.01	14,891.98	79.88	0.00
ADJUSTMENT REFUNDS		.00	9,436.64-					
2019	32,521.71	2,541.69	42,414.37	3,120.41	60,532.90	14,403.18	80.78	0.00
ADJUSTMENT REFUNDS		.00	1,379.78-					
2018	5,000.12	.00	0.00	0.00	5,000.12	0.00		0.00
ADJUSTMENT REFUNDS		.00	3,197.86-					
2017	0.00	.00	0.00	0.00	0.00	0.00		0.00
ADJUSTMENT REFUNDS		.00	44.40-					
2001	578.64	.00	0.00	0.00	0.00	578.64		0.00
****	88,226.78	10,740.20	120,664.90	9,357.07	173,383.41	35,508.27		0.00
ADJUSTMENT REFUNDS		.00	52,475.56-					

TAX COLLECTION SYSTEM
TAX COLLECTOR MONTHLY REPORT
FROM 04/01/2023 TO 04/30/2023

INCLUDES AG ROLLBACK

PAGE: 16

JURISDICTION: 0022 CITY OF EDINBURG

	CERT TAXABLE VALUE	ADJUSTMENTS	ADJ TAX VALUE	TAX RATE	TAX LEVY	PAID ACCTS
	-----	-----	-----	-----	-----	-----
CURRENT YEAR	6,063,760,149	136,036,824	6,199,796,973	0.640000	38,937,774.81	31,445
	-----	-----	-----	-----	-----	-----

YEAR	TAXES DUE	MONTH ADJ	ADJUSTMENT YTD	LEVY PAID	PAID YTD	BALANCE COLL % YTD UNCOLL

2022	38,127,169.45	491.20-	810,605.36	372,274.68	37,149,306.49	1,788,468.32 95.41 0.00
	ADJUSTMENT REFUNDS	639.45-	198,941.62-			
2021	815,173.03	5,169.10	9,201.87-	18,987.65	337,341.79	468,629.37 41.86 1,055.74-
	ADJUSTMENT REFUNDS	.00	38,416.88-			
2020	336,788.74	3,029.41	34,862.54	10,717.58	115,302.47	256,348.81 31.02 0.00
	ADJUSTMENT REFUNDS	.00	9,436.64-			
2019	266,433.53	2,353.09	33,369.36	6,796.40	89,787.50	210,015.39 29.95 7,665.23-
	ADJUSTMENT REFUNDS	.00	1,379.78-			
2018	204,536.35	.00	3,286.60-	2,675.50	19,536.09	181,713.66 9.71 0.00
	ADJUSTMENT REFUNDS	.00	3,197.86-			
2017	127,076.74	.00	44.40-	1,085.57	8,371.16	118,661.18 6.59 0.00
	ADJUSTMENT REFUNDS	.00	44.40-			
2016	110,525.00	.00	67.31-	254.13	5,557.92	104,899.77 5.03 0.00
	ADJUSTMENT REFUNDS	.00	67.31-			
2015	101,159.24	.00	0.00	1,159.41	6,641.68	94,517.56 6.57 0.00
2014	80,975.45	.00	0.00	730.97	5,847.06	75,128.39 7.22 0.00
2013	73,906.22	.00	0.00	483.87	3,436.58	70,469.64 4.65 0.00
2012	72,707.84	.00	0.00	248.71	2,177.05	70,530.79 2.99 0.00
2011	70,361.79	.00	0.00	62.83	1,645.54	68,716.25 2.34 0.00
2010	69,236.04	.00	0.00	86.61	1,976.15	67,259.89 2.85 0.00
2009	57,834.02	.00	0.00	44.78	1,894.99	55,939.03 3.28 0.00
2008	49,443.10	.00	0.00	204.55	1,561.97	47,881.13 3.16 0.00
2007	48,838.57	.00	0.00	176.24	816.30	48,022.27 1.67 0.00
2006	40,942.70	.00	0.00	28.33	912.86	40,029.84 2.23 0.00
2005	34,994.98	.00	0.00	0.00	376.47	34,618.51 1.08 0.00
2004	32,688.48	.00	0.00	0.00	258.21	32,430.27 .79 0.00
2003	24,920.41	.00	0.00	0.00	123.33	24,797.08 .49 0.00
2002	24,661.00	.00	0.00	14.71	296.45	24,364.55 1.20 0.00
2001	93,248.92	.00	0.00	0.00	1,804.06	91,444.86 1.93 0.00
****	40,863,621.60	10,060.40	866,237.08	416,032.52	37,754,972.12	3,974,886.56 8,720.97-
	ADJUSTMENT REFUNDS	639.45-	251,484.49-			

05/02/2023 18:03:30 4271145
 TC298-D SELECTION: SYSTEM
 RECEIPT DATE: ALL
 LOCATION: LOCATION NAME NOT FOUND

TAX COLLECTION SYSTEM
 DEPOSIT DISTRIBUTION
 FROM: 10/01/2022 THRU 04/30/2023
 JURISDICTION: 0022 CITY OF EDINBURG

PAGE: 31
 EXCLUDES AG ROLLBACK

YEAR	FUND	TAX RATE	LEVY PAID	DISCOUNT GIVEN	PENALTY INTEREST	TIF AMOUNT	DISBURSE TOTAL	ATTORNEY	OTHER FEES	REFUND AMOUNT	PAYMENT AMOUNT
2022	M & O	.504200	29,266,687.67	.00	164,214.44	.00	29,430,902.11	2,040.56	.00	.00	29,432,942.67
	I & S	.135800	7,882,618.82	.00	44,229.10	.00	7,926,847.92	.00	.00	.00	7,926,847.92
	TOTAL	.640000	37,149,306.49	.00	208,443.54	.00	37,357,750.03	2,040.56	.00	.00	37,359,790.59
2021	M & O	.544700	231,193.48	.00	45,665.89	.00	276,859.37	53,439.99	.00	.00	330,299.36
	I & S	.135300	57,427.93	.00	11,343.23	.00	68,771.16	.00	.00	.00	68,771.16
	TOTAL	.680000	288,621.41	.00	57,009.12	.00	345,630.53	53,439.99	.00	.00	399,070.52
2020	M & O	.582600	48,126.57	.00	18,749.78	.00	66,876.35	12,181.53	.00	.00	79,057.88
	I & S	.097400	8,045.89	.00	3,134.68	.00	11,180.57	.00	.00	.00	11,180.57
	TOTAL	.680000	56,172.46	.00	21,884.46	.00	78,056.92	12,181.53	.00	.00	90,238.45
2019	M & O	.557000	23,963.00	.00	10,968.77	.00	34,931.77	5,848.77	.00	.00	40,780.54
	I & S	.123000	5,291.60	.00	2,422.13	.00	7,713.73	.00	.00	.00	7,713.73
	TOTAL	.680000	29,254.60	.00	13,390.90	.00	42,645.50	5,848.77	.00	.00	48,494.27
2018	M & O	.544700	12,468.94	.00	8,258.11	.00	20,727.05	3,667.76	.00	.00	24,394.81
	I & S	.090300	2,067.03	.00	1,369.00	.00	3,436.03	.00	.00	.00	3,436.03
	TOTAL	.635000	14,535.97	.00	9,627.11	.00	24,163.08	3,667.76	.00	.00	27,830.84
2017	M & O	.558400	7,361.42	.00	4,585.01	.00	11,946.43	1,702.68	.00	.00	13,649.11
	I & S	.076600	1,009.74	.00	628.99	.00	1,638.73	.00	.00	.00	1,638.73
	TOTAL	.635000	8,371.16	.00	5,214.00	.00	13,585.16	1,702.68	.00	.00	15,287.84
2016	M & O	.534000	4,673.93	.00	3,415.81	.00	8,089.74	1,193.62	.00	.00	9,283.36
	I & S	.101000	883.99	.00	646.05	.00	1,530.04	.00	.00	.00	1,530.04
	TOTAL	.635000	5,557.92	.00	4,061.86	.00	9,619.78	1,193.62	.00	.00	10,813.40
2015	M & O	.539900	5,647.02	.00	4,846.46	.00	10,493.48	1,556.27	.00	.00	12,049.75
	I & S	.095100	994.66	.00	853.69	.00	1,848.35	.00	.00	.00	1,848.35
	TOTAL	.635000	6,641.68	.00	5,700.15	.00	12,341.83	1,556.27	.00	.00	13,898.10
2014	M & O	.523700	4,822.22	.00	4,373.14	.00	9,195.36	1,327.15	.00	.00	10,522.51
	I & S	.111300	1,024.84	.00	929.41	.00	1,954.25	.00	.00	.00	1,954.25
	TOTAL	.635000	5,847.06	.00	5,302.55	.00	11,149.61	1,327.15	.00	.00	12,476.76
2013	M & O	.521400	2,821.82	.00	2,593.33	.00	5,415.15	372.17	.00	.00	5,787.32
	I & S	.113600	614.76	.00	565.00	.00	1,179.76	.00	.00	.00	1,179.76
	TOTAL	.635000	3,436.58	.00	3,158.33	.00	6,594.91	372.17	.00	.00	6,967.08
2012	M & O	.521040	1,786.34	.00	1,966.10	.00	3,752.44	244.61	.00	.00	3,997.05
	I & S	.113960	390.71	.00	430.03	.00	820.74	.00	.00	.00	820.74
	TOTAL	.635000	2,177.05	.00	2,396.13	.00	4,573.18	244.61	.00	.00	4,817.79
2011	M & O	.520500	1,348.82	.00	1,520.85	.00	2,869.67	342.42	.00	.00	3,212.09
	I & S	.114500	296.72	.00	334.52	.00	631.24	.00	.00	.00	631.24
	TOTAL	.635000	1,645.54	.00	1,855.37	.00	3,500.91	342.42	.00	.00	3,843.33

05/02/2023 18:03:30 4271145
 TC298-D SELECTION: SYSTEM
 RECEIPT DATE: ALL
 LOCATION: LOCATION NAME NOT FOUND

TAX COLLECTION SYSTEM
 DEPOSIT DISTRIBUTION
 FROM: 10/01/2022 THRU 04/30/2023
 JURISDICTION: 0022 CITY OF EDINBURG

PAGE: 32
 EXCLUDES AG ROLLBACK

YEAR	FUND	TAX RATE	LEVY PAID	DISCOUNT GIVEN	PENALTY INTEREST	TIF AMOUNT	DISBURSE TOTAL	ATTORNEY	OTHER FEES	REFUND AMOUNT	PAYMENT AMOUNT
2010	M & O	.520040	1,618.37	.00	1,912.93	.00	3,531.30	266.97	.00	.00	3,798.27
	I & S	.114960	357.78	.00	422.89	.00	780.67	.00	.00	.00	780.67
	TOTAL	.635000	1,976.15	.00	2,335.82	.00	4,311.97	266.97	.00	.00	4,578.94
2009	M & O	.521900	1,557.48	.00	2,034.04	.00	3,591.52	374.44	.00	.00	3,965.96
	I & S	.113100	337.51	.00	440.83	.00	778.34	.00	.00	.00	778.34
	TOTAL	.635000	1,894.99	.00	2,474.87	.00	4,369.86	374.44	.00	.00	4,744.30
2008	M & O	.524210	1,289.45	.00	1,940.75	.00	3,230.20	457.72	.00	.00	3,687.92
	I & S	.110790	272.52	.00	410.16	.00	682.68	.00	.00	.00	682.68
	TOTAL	.635000	1,561.97	.00	2,350.91	.00	3,912.88	457.72	.00	.00	4,370.60
2007	M & O	.523260	672.64	.00	1,291.28	.00	1,963.92	355.42	.00	.00	2,319.34
	I & S	.111740	143.66	.00	275.75	.00	419.41	.00	.00	.00	419.41
	TOTAL	.635000	816.30	.00	1,567.03	.00	2,383.33	355.42	.00	.00	2,738.75
2006	M & O	.528740	760.12	.00	1,534.03	.00	2,294.15	302.03	.00	.00	2,596.18
	I & S	.106260	152.74	.00	308.30	.00	461.04	.00	.00	.00	461.04
	TOTAL	.635000	912.86	.00	1,842.33	.00	2,755.19	302.03	.00	.00	3,057.22
2005	M & O	.520850	308.78	.00	650.84	.00	959.62	76.26	.00	.00	1,035.88
	I & S	.114150	67.69	.00	142.63	.00	210.32	.00	.00	.00	210.32
	TOTAL	.635000	376.47	.00	793.47	.00	1,169.94	76.26	.00	.00	1,246.20
2004	M & O	.521690	212.14	.00	484.91	.00	697.05	119.95	.00	.00	817.00
	I & S	.113310	46.07	.00	105.31	.00	151.38	.00	.00	.00	151.38
	TOTAL	.635000	258.21	.00	590.22	.00	848.43	119.95	.00	.00	968.38
2003	M & O	.520050	101.01	.00	215.69	.00	316.70	47.06	.00	.00	363.76
	I & S	.114950	22.32	.00	47.68	.00	70.00	.00	.00	.00	70.00
	TOTAL	.635000	123.33	.00	263.37	.00	386.70	47.06	.00	.00	433.76
2002	M & O	.481290	224.69	.00	568.00	.00	792.69	40.96	.00	.00	833.65
	I & S	.153710	71.76	.00	181.39	.00	253.15	.00	.00	.00	253.15
	TOTAL	.635000	296.45	.00	749.39	.00	1,045.84	40.96	.00	.00	1,086.80
2001	M & O	.476550	170.48	.00	451.75	.00	622.23	8.11	.00	.00	630.34
	I & S	.158450	56.67	.00	150.20	.00	206.87	.00	.00	.00	206.87
	TOTAL	.635000	227.15	.00	601.95	.00	829.10	8.11	.00	.00	837.21
2000	M & O	.480380	506.59	.00	1,299.23	.00	1,805.82	71.98	.00	.00	1,877.80
	I & S	.154620	163.05	.00	418.17	.00	581.22	.00	.00	.00	581.22
	TOTAL	.635000	669.64	.00	1,717.40	.00	2,387.04	71.98	.00	.00	2,459.02
1999	M & O	.518950	308.58	.00	839.84	.00	1,148.42	8.65	.00	.00	1,157.07
	I & S	.116050	68.99	.00	187.79	.00	256.78	.00	.00	.00	256.78
	TOTAL	.635000	377.57	.00	1,027.63	.00	1,405.20	8.65	.00	.00	1,413.85

05/02/2023 18:03:30 4271145
 TC298-D SELECTION: SYSTEM
 RECEIPT DATE: ALL
 LOCATION: LOCATION NAME NOT FOUND

TAX COLLECTION SYSTEM
 DEPOSIT DISTRIBUTION
 FROM: 10/01/2022 THRU 04/30/2023
 JURISDICTION: 0022 CITY OF EDINBURG

PAGE: 33
 EXCLUDES AG ROLLBACK

YEAR	FUND	TAX RATE	LEVY PAID	DISCOUNT GIVEN	PENALTY INTEREST	TIF AMOUNT	DISBURSE TOTAL	ATTORNEY	OTHER FEES	REFUND AMOUNT	PAYMENT AMOUNT
1998	M & O	.520030	166.50	.00	501.16	.00	667.66	.00	.00	.00	667.66
	I & S	.114970	36.81	.00	110.80	.00	147.61	.00	.00	.00	147.61
	TOTAL	.635000	203.31	.00	611.96	.00	815.27	.00	.00	.00	815.27
1997	M & O	.536560	164.21	.00	513.98	.00	678.19	.00	.00	.00	678.19
	I & S	.098440	30.13	.00	94.30	.00	124.43	.00	.00	.00	124.43
	TOTAL	.635000	194.34	.00	608.28	.00	802.62	.00	.00	.00	802.62
1996	M & O	.515250	47.24	.00	113.39	.00	160.63	19.13	.00	.00	179.76
	I & S	.119750	10.99	.00	26.36	.00	37.35	.00	.00	.00	37.35
	TOTAL	.635000	58.23	.00	139.75	.00	197.98	19.13	.00	.00	217.11
1995	M & O	.508930	37.97	.00	95.45	.00	133.42	16.42	.00	.00	149.84
	I & S	.126070	9.41	.00	23.64	.00	33.05	.00	.00	.00	33.05
	TOTAL	.635000	47.38	.00	119.09	.00	166.47	16.42	.00	.00	182.89
1981	M & O	.510000	20.74	.00	96.95	.00	117.69	.00	.00	.00	117.69
	I & S	.140000	5.70	.00	26.61	.00	32.31	.00	.00	.00	32.31
	TOTAL	.650000	26.44	.00	123.56	.00	150.00	.00	.00	.00	150.00
ALL	M & O		29,619,068.22	.00	285,701.91	.00	29,904,770.13	86,082.63	.00	.00	29,990,852.76
ALL	I & S		7,962,520.49	.00	70,258.64	.00	8,032,779.13	.00	.00	.00	8,032,779.13
ALL	TOTAL		37,581,588.71	.00	355,960.55	.00	37,937,549.26	86,082.63	.00	.00	38,023,631.89
DLQ	M & O		352,380.55	.00	121,487.47	.00	473,868.02	84,042.07	.00	.00	557,910.09
DLQ	I & S		79,901.67	.00	26,029.54	.00	105,931.21	.00	.00	.00	105,931.21
DLQ	TOTAL		432,282.22	.00	147,517.01	.00	579,799.23	84,042.07	.00	.00	663,841.30
CURR	M & O		29,266,687.67	.00	164,214.44	.00	29,430,902.11	2,040.56	.00	.00	29,432,942.67
CURR	I & S		7,882,618.82	.00	44,229.10	.00	7,926,847.92	.00	.00	.00	7,926,847.92
CURR	TOTAL		37,149,306.49	.00	208,443.54	.00	37,357,750.03	2,040.56	.00	.00	37,359,790.59

05/02/2023 17:39:51 4271144
 TC298-D SELECTION: SYSTEM
 RECEIPT DATE: ALL
 LOCATION: LOCATION NAME NOT FOUND

TAX COLLECTION SYSTEM
 DEPOSIT DISTRIBUTION
 FROM: 10/01/2022 THRU 04/30/2023
 JURISDICTION: 0022 CITY OF EDINBURG

AG ROLLBACK ONLY PAGE: 8

YEAR	FUND	TAX RATE	LEVY PAID	DISCOUNT GIVEN	PENALTY INTEREST	TIF AMOUNT	DISBURSE TOTAL	ATTORNEY	OTHER FEES	REFUND AMOUNT	PAYMENT AMOUNT
2021	M & O	.544700	39,026.46	.00	.00	.00	39,026.46	.00	.00	.00	39,026.46
	I & S	.135300	9,693.92	.00	.00	.00	9,693.92	.00	.00	.00	9,693.92
	TOTAL	.680000	48,720.38	.00	.00	.00	48,720.38	.00	.00	.00	48,720.38
2020	M & O	.582600	50,660.51	.00	.00	.00	50,660.51	.00	.00	.00	50,660.51
	I & S	.097400	8,469.50	.00	.00	.00	8,469.50	.00	.00	.00	8,469.50
	TOTAL	.680000	59,130.01	.00	.00	.00	59,130.01	.00	.00	.00	59,130.01
2019	M & O	.557000	49,583.56	.00	224.14	.00	49,807.70	.00	.00	.00	49,807.70
	I & S	.123000	10,949.34	.00	49.49	.00	10,998.83	.00	.00	.00	10,998.83
	TOTAL	.680000	60,532.90	.00	273.63	.00	60,806.53	.00	.00	.00	60,806.53
2018	M & O	.544700	4,289.08	.00	386.02	.00	4,675.10	.00	.00	.00	4,675.10
	I & S	.090300	711.04	.00	63.99	.00	775.03	.00	.00	.00	775.03
	TOTAL	.635000	5,000.12	.00	450.01	.00	5,450.13	.00	.00	.00	5,450.13
ALL	M & O		143,559.61	.00	610.16	.00	144,169.77	.00	.00	.00	144,169.77
ALL	I & S		29,823.80	.00	113.48	.00	29,937.28	.00	.00	.00	29,937.28
ALL	TOTAL		173,383.41	.00	723.64	.00	174,107.05	.00	.00	.00	174,107.05
DLQ	M & O		143,559.61	.00	610.16	.00	144,169.77	.00	.00	.00	144,169.77
DLQ	I & S		29,823.80	.00	113.48	.00	29,937.28	.00	.00	.00	29,937.28
DLQ	TOTAL		173,383.41	.00	723.64	.00	174,107.05	.00	.00	.00	174,107.05
CURR	M & O		.00	.00	.00	.00	.00	.00	.00	.00	.00
CURR	I & S		.00	.00	.00	.00	.00	.00	.00	.00	.00
CURR	TOTAL		.00	.00	.00	.00	.00	.00	.00	.00	.00

05/02/2023 17:32:29 4271128
 TC298-D SELECTION: SYSTEM
 RECEIPT DATE: ALL
 LOCATION: LOCATION NAME NOT FOUND

TAX COLLECTION SYSTEM
 DEPOSIT DISTRIBUTION
 FROM: 10/01/2022 THRU 04/30/2023
 JURISDICTION: 0022 CITY OF EDINBURG

PAGE: 31
 INCLUDES AG ROLLBACK

YEAR	FUND	TAX RATE	LEVY PAID	DISCOUNT GIVEN	PENALTY INTEREST	TIF AMOUNT	DISBURSE TOTAL	ATTORNEY	OTHER FEES	REFUND AMOUNT	PAYMENT AMOUNT
2022	M & O	.504200	29,266,687.67	.00	164,214.44	.00	29,430,902.11	2,040.56	.00	.00	29,432,942.67
	I & S	.135800	7,882,618.82	.00	44,229.10	.00	7,926,847.92	.00	.00	.00	7,926,847.92
	TOTAL	.640000	37,149,306.49	.00	208,443.54	.00	37,357,750.03	2,040.56	.00	.00	37,359,790.59
2021	M & O	.544700	270,219.94	.00	45,665.89	.00	315,885.83	53,439.99	.00	.00	369,325.82
	I & S	.135300	67,121.85	.00	11,343.23	.00	78,465.08	.00	.00	.00	78,465.08
	TOTAL	.680000	337,341.79	.00	57,009.12	.00	394,350.91	53,439.99	.00	.00	447,790.90
2020	M & O	.582600	98,787.08	.00	18,749.78	.00	117,536.86	12,181.53	.00	.00	129,718.39
	I & S	.097400	16,515.39	.00	3,134.68	.00	19,650.07	.00	.00	.00	19,650.07
	TOTAL	.680000	115,302.47	.00	21,884.46	.00	137,186.93	12,181.53	.00	.00	149,368.46
2019	M & O	.557000	73,546.56	.00	11,192.91	.00	84,739.47	5,848.77	.00	.00	90,588.24
	I & S	.123000	16,240.94	.00	2,471.62	.00	18,712.56	.00	.00	.00	18,712.56
	TOTAL	.680000	89,787.50	.00	13,664.53	.00	103,452.03	5,848.77	.00	.00	109,300.80
2018	M & O	.544700	16,758.02	.00	8,644.13	.00	25,402.15	3,667.76	.00	.00	29,069.91
	I & S	.090300	2,778.07	.00	1,432.99	.00	4,211.06	.00	.00	.00	4,211.06
	TOTAL	.635000	19,536.09	.00	10,077.12	.00	29,613.21	3,667.76	.00	.00	33,280.97
2017	M & O	.558400	7,361.42	.00	4,585.01	.00	11,946.43	1,702.68	.00	.00	13,649.11
	I & S	.076600	1,009.74	.00	628.99	.00	1,638.73	.00	.00	.00	1,638.73
	TOTAL	.635000	8,371.16	.00	5,214.00	.00	13,585.16	1,702.68	.00	.00	15,287.84
2016	M & O	.534000	4,673.93	.00	3,415.81	.00	8,089.74	1,193.62	.00	.00	9,283.36
	I & S	.101000	883.99	.00	646.05	.00	1,530.04	.00	.00	.00	1,530.04
	TOTAL	.635000	5,557.92	.00	4,061.86	.00	9,619.78	1,193.62	.00	.00	10,813.40
2015	M & O	.539900	5,647.02	.00	4,846.46	.00	10,493.48	1,556.27	.00	.00	12,049.75
	I & S	.095100	994.66	.00	853.69	.00	1,848.35	.00	.00	.00	1,848.35
	TOTAL	.635000	6,641.68	.00	5,700.15	.00	12,341.83	1,556.27	.00	.00	13,898.10
2014	M & O	.523700	4,822.22	.00	4,373.14	.00	9,195.36	1,327.15	.00	.00	10,522.51
	I & S	.111300	1,024.84	.00	929.41	.00	1,954.25	.00	.00	.00	1,954.25
	TOTAL	.635000	5,847.06	.00	5,302.55	.00	11,149.61	1,327.15	.00	.00	12,476.76
2013	M & O	.521400	2,821.82	.00	2,593.33	.00	5,415.15	372.17	.00	.00	5,787.32
	I & S	.113600	614.76	.00	565.00	.00	1,179.76	.00	.00	.00	1,179.76
	TOTAL	.635000	3,436.58	.00	3,158.33	.00	6,594.91	372.17	.00	.00	6,967.08
2012	M & O	.521040	1,786.34	.00	1,966.10	.00	3,752.44	244.61	.00	.00	3,997.05
	I & S	.113960	390.71	.00	430.03	.00	820.74	.00	.00	.00	820.74
	TOTAL	.635000	2,177.05	.00	2,396.13	.00	4,573.18	244.61	.00	.00	4,817.79
2011	M & O	.520500	1,348.82	.00	1,520.85	.00	2,869.67	342.42	.00	.00	3,212.09
	I & S	.114500	296.72	.00	334.52	.00	631.24	.00	.00	.00	631.24
	TOTAL	.635000	1,645.54	.00	1,855.37	.00	3,500.91	342.42	.00	.00	3,843.33

05/02/2023 17:32:29 4271128
 TC298-D SELECTION: SYSTEM
 RECEIPT DATE: ALL
 LOCATION: LOCATION NAME NOT FOUND

TAX COLLECTION SYSTEM
 DEPOSIT DISTRIBUTION
 FROM: 10/01/2022 THRU 04/30/2023
 JURISDICTION: 0022 CITY OF EDINBURG

PAGE: 32
 INCLUDES AG ROLLBACK

YEAR	FUND	TAX RATE	LEVY PAID	DISCOUNT GIVEN	PENALTY INTEREST	TIF AMOUNT	DISBURSE TOTAL	ATTORNEY	OTHER FEES	REFUND AMOUNT	PAYMENT AMOUNT
2010	M & O	.520040	1,618.37	.00	1,912.93	.00	3,531.30	266.97	.00	.00	3,798.27
	I & S	.114960	357.78	.00	422.89	.00	780.67	.00	.00	.00	780.67
	TOTAL	.635000	1,976.15	.00	2,335.82	.00	4,311.97	266.97	.00	.00	4,578.94
2009	M & O	.521900	1,557.48	.00	2,034.04	.00	3,591.52	374.44	.00	.00	3,965.96
	I & S	.113100	337.51	.00	440.83	.00	778.34	.00	.00	.00	778.34
	TOTAL	.635000	1,894.99	.00	2,474.87	.00	4,369.86	374.44	.00	.00	4,744.30
2008	M & O	.524210	1,289.45	.00	1,940.75	.00	3,230.20	457.72	.00	.00	3,687.92
	I & S	.110790	272.52	.00	410.16	.00	682.68	.00	.00	.00	682.68
	TOTAL	.635000	1,561.97	.00	2,350.91	.00	3,912.88	457.72	.00	.00	4,370.60
2007	M & O	.523260	672.64	.00	1,291.28	.00	1,963.92	355.42	.00	.00	2,319.34
	I & S	.111740	143.66	.00	275.75	.00	419.41	.00	.00	.00	419.41
	TOTAL	.635000	816.30	.00	1,567.03	.00	2,383.33	355.42	.00	.00	2,738.75
2006	M & O	.528740	760.12	.00	1,534.03	.00	2,294.15	302.03	.00	.00	2,596.18
	I & S	.106260	152.74	.00	308.30	.00	461.04	.00	.00	.00	461.04
	TOTAL	.635000	912.86	.00	1,842.33	.00	2,755.19	302.03	.00	.00	3,057.22
2005	M & O	.520850	308.78	.00	650.84	.00	959.62	76.26	.00	.00	1,035.88
	I & S	.114150	67.69	.00	142.63	.00	210.32	.00	.00	.00	210.32
	TOTAL	.635000	376.47	.00	793.47	.00	1,169.94	76.26	.00	.00	1,246.20
2004	M & O	.521690	212.14	.00	484.91	.00	697.05	119.95	.00	.00	817.00
	I & S	.113310	46.07	.00	105.31	.00	151.38	.00	.00	.00	151.38
	TOTAL	.635000	258.21	.00	590.22	.00	848.43	119.95	.00	.00	968.38
2003	M & O	.520050	101.01	.00	215.69	.00	316.70	47.06	.00	.00	363.76
	I & S	.114950	22.32	.00	47.68	.00	70.00	.00	.00	.00	70.00
	TOTAL	.635000	123.33	.00	263.37	.00	386.70	47.06	.00	.00	433.76
2002	M & O	.481290	224.69	.00	568.00	.00	792.69	40.96	.00	.00	833.65
	I & S	.153710	71.76	.00	181.39	.00	253.15	.00	.00	.00	253.15
	TOTAL	.635000	296.45	.00	749.39	.00	1,045.84	40.96	.00	.00	1,086.80
2001	M & O	.476550	170.48	.00	451.75	.00	622.23	8.11	.00	.00	630.34
	I & S	.158450	56.67	.00	150.20	.00	206.87	.00	.00	.00	206.87
	TOTAL	.635000	227.15	.00	601.95	.00	829.10	8.11	.00	.00	837.21
2000	M & O	.480380	506.59	.00	1,299.23	.00	1,805.82	71.98	.00	.00	1,877.80
	I & S	.154620	163.05	.00	418.17	.00	581.22	.00	.00	.00	581.22
	TOTAL	.635000	669.64	.00	1,717.40	.00	2,387.04	71.98	.00	.00	2,459.02
1999	M & O	.518950	308.58	.00	839.84	.00	1,148.42	8.65	.00	.00	1,157.07
	I & S	.116050	68.99	.00	187.79	.00	256.78	.00	.00	.00	256.78
	TOTAL	.635000	377.57	.00	1,027.63	.00	1,405.20	8.65	.00	.00	1,413.85

05/02/2023 17:32:29 4271128
 TC298-D SELECTION: SYSTEM
 RECEIPT DATE: ALL
 LOCATION: LOCATION NAME NOT FOUND

TAX COLLECTION SYSTEM
 DEPOSIT DISTRIBUTION
 FROM: 10/01/2022 THRU 04/30/2023
 JURISDICTION: 0022 CITY OF EDINBURG

PAGE: 33
 INCLUDES AG ROLLBACK

YEAR	FUND	TAX RATE	LEVY PAID	DISCOUNT GIVEN	PENALTY INTEREST	TIF AMOUNT	DISBURSE TOTAL	ATTORNEY	OTHER FEES	REFUND AMOUNT	PAYMENT AMOUNT
1998	M & O	.520030	166.50	.00	501.16	.00	667.66	.00	.00	.00	667.66
	I & S	.114970	36.81	.00	110.80	.00	147.61	.00	.00	.00	147.61
	TOTAL	.635000	203.31	.00	611.96	.00	815.27	.00	.00	.00	815.27
1997	M & O	.536560	164.21	.00	513.98	.00	678.19	.00	.00	.00	678.19
	I & S	.098440	30.13	.00	94.30	.00	124.43	.00	.00	.00	124.43
	TOTAL	.635000	194.34	.00	608.28	.00	802.62	.00	.00	.00	802.62
1996	M & O	.515250	47.24	.00	113.39	.00	160.63	19.13	.00	.00	179.76
	I & S	.119750	10.99	.00	26.36	.00	37.35	.00	.00	.00	37.35
	TOTAL	.635000	58.23	.00	139.75	.00	197.98	19.13	.00	.00	217.11
1995	M & O	.508930	37.97	.00	95.45	.00	133.42	16.42	.00	.00	149.84
	I & S	.126070	9.41	.00	23.64	.00	33.05	.00	.00	.00	33.05
	TOTAL	.635000	47.38	.00	119.09	.00	166.47	16.42	.00	.00	182.89
1981	M & O	.510000	20.74	.00	96.95	.00	117.69	.00	.00	.00	117.69
	I & S	.140000	5.70	.00	26.61	.00	32.31	.00	.00	.00	32.31
	TOTAL	.650000	26.44	.00	123.56	.00	150.00	.00	.00	.00	150.00
ALL	M & O		29,762,627.83	.00	286,312.07	.00	30,048,939.90	86,082.63	.00	.00	30,135,022.53
ALL	I & S		7,992,344.29	.00	70,372.12	.00	8,062,716.41	.00	.00	.00	8,062,716.41
ALL	TOTAL		37,754,972.12	.00	356,684.19	.00	38,111,656.31	86,082.63	.00	.00	38,197,738.94
DLQ	M & O		495,940.16	.00	122,097.63	.00	618,037.79	84,042.07	.00	.00	702,079.86
DLQ	I & S		109,725.47	.00	26,143.02	.00	135,868.49	.00	.00	.00	135,868.49
DLQ	TOTAL		605,665.63	.00	148,240.65	.00	753,906.28	84,042.07	.00	.00	837,948.35
CURR	M & O		29,266,687.67	.00	164,214.44	.00	29,430,902.11	2,040.56	.00	.00	29,432,942.67
CURR	I & S		7,882,618.82	.00	44,229.10	.00	7,926,847.92	.00	.00	.00	7,926,847.92
CURR	TOTAL		37,149,306.49	.00	208,443.54	.00	37,357,750.03	2,040.56	.00	.00	37,359,790.59

TAX COLLECTION SYSTEM
TAX COLLECTOR MONTHLY REPORT
FROM 10/01/2022 TO 04/30/2023

FISCAL START: 10/01/2022 END: 09/30/2023 JURISDICTION: 0022 CITY OF EDINBURG

	CERT TAXABLE VALUE	ADJUSTMENTS	ADJ TAX VALUE	TAX RATE	TAX LEVY	PAID ACCTS
	-----	-----	-----	-----	-----	-----
CURRENT YEAR	6,063,760.149	136,036.824	6,199,796.973	00.640000	38,937,774.81	31,445
	-----	-----	-----	-----	-----	-----

YEAR	TAXES DUE	MONTH ADJ	ADJUSTMENT YTD	LEVY PAID	PAID YTD	BALANCE	COLL %	YTD UNCOLL
-----	-----	-----	-----	-----	-----	-----	-----	-----
2022	38,127,169.45	810,605.36	810,605.36	37,149,306.49	37,149,306.49	1,788,468.32	95.41	0.00
2021	794,535.75	42,919.44-	42,919.44-	288,621.41	288,621.41	462,994.90	38.40	1,055.74-
2020	307,299.71	9,670.42-	9,670.42-	56,172.46	56,172.46	241,456.83	18.87	0.00
2019	233,911.82	9,045.01-	9,045.01-	29,254.60	29,254.60	195,612.21	13.01	7,665.23-
2018	199,536.23	3,286.60-	3,286.60-	14,535.97	14,535.97	181,713.66	7.41	0.00
2017	127,076.74	44.40-	44.40-	8,371.16	8,371.16	118,661.18	6.59	0.00
2016	110,525.00	67.31-	67.31-	5,557.92	5,557.92	104,899.77	5.03	0.00
2015	101,159.24	.00	0.00	6,641.68	6,641.68	94,517.56	6.57	0.00
2014	80,975.45	.00	0.00	5,847.06	5,847.06	75,128.39	7.22	0.00
2013	73,906.22	.00	0.00	3,436.58	3,436.58	70,469.64	4.65	0.00
2012	72,707.84	.00	0.00	2,177.05	2,177.05	70,530.79	2.99	0.00
2011	70,361.79	.00	0.00	1,645.54	1,645.54	68,716.25	2.34	0.00
2010	69,236.04	.00	0.00	1,976.15	1,976.15	67,259.89	2.85	0.00
2009	57,834.02	.00	0.00	1,894.99	1,894.99	55,939.03	3.28	0.00
2008	49,443.10	.00	0.00	1,561.97	1,561.97	47,881.13	3.16	0.00
2007	48,838.57	.00	0.00	816.30	816.30	48,022.27	1.67	0.00
2006	40,942.70	.00	0.00	912.86	912.86	40,029.84	2.23	0.00
2005	34,994.98	.00	0.00	376.47	376.47	34,618.51	1.08	0.00
2004	32,688.48	.00	0.00	258.21	258.21	32,430.27	.79	0.00
2003	24,920.41	.00	0.00	123.33	123.33	24,797.08	.49	0.00
2002	24,661.00	.00	0.00	296.45	296.45	24,364.55	1.20	0.00
2001	92,670.28	.00	0.00	1,804.06	1,804.06	90,866.22	1.95	0.00
****	40,775,394.82	745,572.18	745,572.18	37,581,588.71	37,581,588.71	3,939,378.29		8,720.97-
CURR	38,127,169.45	810,605.36	810,605.36	37,149,306.49	37,149,306.49	1,788,468.32		0.00
DELQ	2,648,225.37	65,033.18-	65,033.18-	432,282.22	432,282.22	2,150,909.97		8,720.97-

05/02/2023 17:45:0 4271144
TC168

TAX COLLECTION SYSTEM
TAX COLLECTOR MONTHLY REPORT
FROM 10/01/2022 TO 04/30/2023

AG ROLLBACK ONLY

PAGE: 9

FISCAL START: 10/01/2022 END: 09/30/2023 JURISDICTION: 0022 CITY OF EDINBURG

	CERT TAXABLE VALUE	ADJUSTMENTS	ADJ TAX VALUE	TAX RATE	TAX LEVY	PAID ACCTS
	-----	-----	-----	-----	-----	-----
CURRENT YEAR	0	0	0 0	00.000000	0.00	0
	-----	-----	-----	-----	-----	-----

YEAR	TAXES DUE	MONTH ADJ	ADJUSTMENT YTD	LEVY PAID	PAID YTD	BALANCE	COLL %	YTD UNCOLL
	-----	-----	-----	-----	-----	-----	-----	-----
2021	20,637.28	33,717.57	33,717.57	48,720.38	48,720.38	5,634.47	89.63	0.00
2020	29,489.03	44,532.96	44,532.96	59,130.01	59,130.01	14,891.98	79.88	0.00
2019	32,521.71	42,414.37	42,414.37	60,532.90	60,532.90	14,403.18	80.78	0.00
2018	5,000.12	.00	0.00	5,000.12	5,000.12	0.00		0.00
2017	0.00	.00	0.00	0.00	0.00	0.00		0.00
2001	578.64	.00	0.00	0.00	0.00	578.64		0.00
****	88,226.78	120,664.90	120,664.90	173,383.41	173,383.41	35,508.27		0.00
CURR	0.00	.00	0.00	0.00	0.00	0.00		0.00
DELQ	88,226.78	120,664.90	120,664.90	173,383.41	173,383.41	35,508.27		0.00

FISCAL START: 10/01/2022 END: 09/30/2023 JURISDICTION: 0022 CITY OF EDINBURG

	CERT TAXABLE VALUE	ADJUSTMENTS	ADJ TAX VALUE	TAX RATE	TAX LEVY	PAID ACCTS
	-----	-----	-----	-----	-----	-----
CURRENT YEAR	6,063,760,149	136,036,824	6,199,796,973	00.640000	38,937,774.81	31,445
	-----	-----	-----	-----	-----	-----

YEAR	TAXES DUE	MONTH ADJ	ADJUSTMENT YTD	LEVY PAID	PAID YTD	BALANCE	COLL %	YTD UNCOLL
	-----	-----	-----	-----	-----	-----	-----	-----
2022	38,127,169.45	810,605.36	810,605.36	37,149,306.49	37,149,306.49	1,788,468.32	95.41	0.00
2021	815,173.03	9,201.87-	9,201.87-	337,341.79	337,341.79	468,629.37	41.86	1,055.74-
2020	336,788.74	34,862.54	34,862.54	115,302.47	115,302.47	256,348.81	31.02	0.00
2019	266,433.53	33,369.36	33,369.36	89,787.50	89,787.50	210,015.39	29.95	7,665.23-
2018	204,536.35	3,286.60-	3,286.60-	19,536.09	19,536.09	181,713.66	9.71	0.00
2017	127,076.74	44.40-	44.40-	8,371.16	8,371.16	118,661.18	6.59	0.00
2016	110,525.00	67.31-	67.31-	5,557.92	5,557.92	104,899.77	5.03	0.00
2015	101,159.24	.00	0.00	6,641.68	6,641.68	94,517.56	6.57	0.00
2014	80,975.45	.00	0.00	5,847.06	5,847.06	75,128.39	7.22	0.00
2013	73,906.22	.00	0.00	3,436.58	3,436.58	70,469.64	4.65	0.00
2012	72,707.84	.00	0.00	2,177.05	2,177.05	70,530.79	2.99	0.00
2011	70,361.79	.00	0.00	1,645.54	1,645.54	68,716.25	2.34	0.00
2010	69,236.04	.00	0.00	1,976.15	1,976.15	67,259.89	2.85	0.00
2009	57,834.02	.00	0.00	1,894.99	1,894.99	55,939.03	3.28	0.00
2008	49,443.10	.00	0.00	1,561.97	1,561.97	47,881.13	3.16	0.00
2007	48,838.57	.00	0.00	816.30	816.30	48,022.27	1.67	0.00
2006	40,942.70	.00	0.00	912.86	912.86	40,029.84	2.23	0.00
2005	34,994.98	.00	0.00	376.47	376.47	34,618.51	1.08	0.00
2004	32,688.48	.00	0.00	258.21	258.21	32,430.27	.79	0.00
2003	24,920.41	.00	0.00	123.33	123.33	24,797.08	.49	0.00
2002	24,661.00	.00	0.00	296.45	296.45	24,364.55	1.20	0.00
2001	93,248.92	.00	0.00	1,804.06	1,804.06	91,444.86	1.93	0.00
****	40,863,621.60	866,237.08	866,237.08	37,754,972.12	37,754,972.12	3,974,886.56		8,720.97-
CURR	38,127,169.45	810,605.36	810,605.36	37,149,306.49	37,149,306.49	1,788,468.32		0.00
DELQ	2,736,452.15	55,631.72	55,631.72	605,665.63	605,665.63	2,186,418.24		8,720.97-

TAX COLLECTION SYSTEM
DEPOSIT DISTRIBUTION
JURISDICTION SUMMARY
FROM: 04/01/2023 THRU 04/30/2023
JURISDICTION: ALL

UPDATE MODE

ACCOUNT	YEAR	DEPOSIT	LEVY COLLECTED	RENDITION PENALTY	P & I COLLECTED	RENDITION P & I	RENDITION DISCOUNT	APPRAISAL COMMISSION	DISBURSEMENT AMOUNT
CURR FOR 0021 CITY OF ALTON			440.27	54.60	48.43	6.02	0.00	3.04	485.66
BY COUNTY 108			440.27	54.60	48.43	6.02	0.00	3.04	485.66
DELQ FOR 0021 CITY OF ALTON			213.57	19.43	104.01	9.47	0.00	1.45	316.13
BY COUNTY 108			213.57	19.43	104.01	9.47	0.00	1.45	316.13
TOTAL FOR 0021 CITY OF ALTON			653.84	74.03	152.44	15.49	0.00	4.49	801.79
BY COUNTY 108			653.84	74.03	152.44	15.49	0.00	4.49	801.79
CURR FOR 0022 CITY OF EDINBURG			3,400.37	349.82	358.99	36.48	0.00	19.31	3,740.05
BY COUNTY 108			3,400.37	349.82	358.99	36.48	0.00	19.31	3,740.05
DELQ FOR 0022 CITY OF EDINBURG			250.16	31.97	129.36	12.76	0.00	2.25	377.27
BY COUNTY 108			250.16	31.97	129.36	12.76	0.00	2.25	377.27
TOTAL FOR 0022 CITY OF EDINBURG			3,650.53	381.79	488.35	49.24	0.00	21.56	4,117.32
BY COUNTY 108			3,650.53	381.79	488.35	49.24	0.00	21.56	4,117.32
CURR FOR 0023 CITY OF ELSA			173.22	16.98	18.55	1.82	0.00	0.93	190.84
BY COUNTY 108			173.22	16.98	18.55	1.82	0.00	0.93	190.84
DELQ FOR 0023 CITY OF ELSA			220.44	21.20	67.88	6.90	0.00	1.40	286.92
BY COUNTY 108			220.44	21.20	67.88	6.90	0.00	1.40	286.92
TOTAL FOR 0023 CITY OF ELSA			393.66	38.18	86.43	8.72	0.00	2.33	477.76
BY COUNTY 108			393.66	38.18	86.43	8.72	0.00	2.33	477.76
CURR FOR 0027 CITY OF PALMVIEW			1,160.10	168.65	122.91	17.97	0.00	9.34	1,273.67
BY COUNTY 108			1,160.10	168.65	122.91	17.97	0.00	9.34	1,273.67
DELQ FOR 0027 CITY OF PALMVIEW			5.92	0.67	3.67	0.42	0.00	0.06	9.53
BY COUNTY 108			5.92	0.67	3.67	0.42	0.00	0.06	9.53
TOTAL FOR 0027 CITY OF PALMVIEW			1,166.02	169.32	126.58	18.39	0.00	9.40	1,283.20
BY COUNTY 108			1,166.02	169.32	126.58	18.39	0.00	9.40	1,283.20
CURR FOR 0028 CITY OF MERCEDES			1,661.57	379.59	182.77	41.75	0.00	21.06	1,823.28
BY COUNTY 108			1,661.57	379.59	182.77	41.75	0.00	21.06	1,823.28
DELQ FOR 0028 CITY OF MERCEDES			0.00	0.00	0.00	0.00	0.00	0.00	0.00
TOTAL FOR 0028 CITY OF MERCEDES			1,661.57	379.59	182.77	41.75	0.00	21.06	1,823.28
BY COUNTY 108			1,661.57	379.59	182.77	41.75	0.00	21.06	1,823.28
CURR FOR 0029 CITY OF HIDALGO			1,823.37	152.92	198.88	16.67	0.00	8.47	2,013.78
BY COUNTY 108			1,823.37	152.92	198.88	16.67	0.00	8.47	2,013.78
DELQ FOR 0029 CITY OF HIDALGO			181.08	16.47	48.05	4.37	0.00	1.04	228.09
BY COUNTY 108			181.08	16.47	48.05	4.37	0.00	1.04	228.09
TOTAL FOR 0029 CITY OF HIDALGO			2,004.45	169.39	246.93	21.04	0.00	9.51	2,241.87
BY COUNTY 108			2,004.45	169.39	246.93	21.04	0.00	9.51	2,241.87
CURR FOR 0032 CITY OF MISSION			3,048.34	294.47	298.89	28.84	0.00	16.18	3,331.05
BY COUNTY 108			3,048.34	294.47	298.89	28.84	0.00	16.18	3,331.05
DELQ FOR 0032 CITY OF MISSION			1,162.03	130.41	487.56	54.17	0.00	9.24	1,640.35
BY COUNTY 108			1,162.03	130.41	487.56	54.17	0.00	9.24	1,640.35
TOTAL FOR 0032 CITY OF MISSION			4,210.37	424.88	786.45	83.01	0.00	25.42	4,971.40
BY COUNTY 108			4,210.37	424.88	786.45	83.01	0.00	25.42	4,971.40

CITY OF EDINBURG
SALES TAX REVENUES (1.5%) - GAAP BASIS*

MONTH	FY 18/19	FY 19/20	FY 20/21	FY 21/22	FY 22/23	Difference	
						FY 22/23 - 21/22	
OCT.	1,505,278	1,619,291	1,645,367	1,861,105	2,028,740	167,635	↑ 9%
NOV.	1,330,176	1,553,516	1,698,015	2,116,824	2,174,587	57,763	→ 3%
DEC.	1,862,062	2,021,773	2,264,156	2,448,125	2,673,345	225,220	↑ 9%
JAN.	1,331,675	1,426,679	1,661,589	1,803,921	2,057,144	253,224	↑ 14%
FEB.	1,585,375	1,361,806	1,505,618	1,867,514	2,067,183	199,669	↑ 11%
MAR.	1,769,500	1,722,491	2,181,548	2,474,712	2,492,571	17,860	→ 1%
APR.	1,601,457	1,491,885	1,923,531	2,184,420			
MAY	1,536,146	1,650,706	1,899,215	2,049,503			
JUN.	1,682,759	1,773,072	2,151,327	2,441,084			
JUL.	1,648,206	1,614,100	1,833,885	2,147,319			
AUG.	1,553,270	1,592,639	2,114,296	2,064,618			
SEP.	1,661,012	1,942,964	1,990,098	2,343,685			
TOTAL	19,066,916	19,770,923	22,868,646	25,802,830	13,493,570	921,370	↑ 7%

YTD COMPARISON:

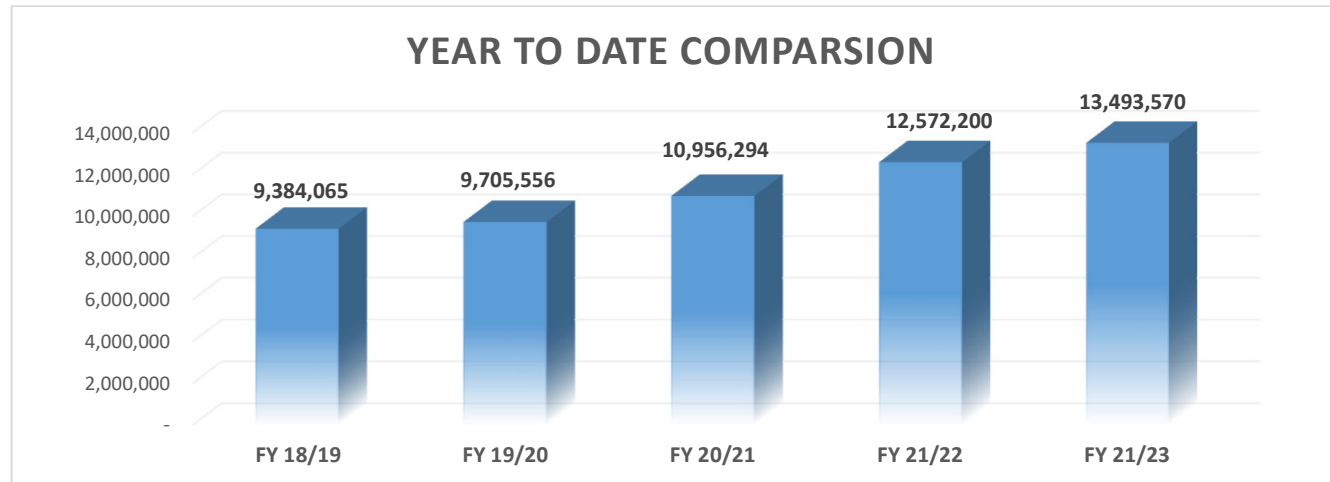
\$ 9,384,065 \$ 9,705,556 \$ 10,956,294 \$ 12,572,200 \$ 13,493,570

YTD COMPARISON: INCREASE/(DECREASE):

n/a 321,491 1,250,737 1,615,906 921,370

YTD COMPARISON: INCREASE/(DECREASE) % :

n/a 3% 13% 15% 7%



*GAAP Reports are 2 months prior as released.

SALES TAX STATE COLLECTION RGV COMPARISON - APRIL 2023 PAYMENT

Valley Rank	City	Net Payment This Period	Payment Prior Year	% Change	2023 Payments To Date	2022 Payments To Date	% Change
Rank Based on Current Month Activity							
1	McAllen	\$ 6,768,635	\$ 6,457,225	4.8%	\$ 31,863,212	\$ 30,358,557	5%
2	Brownsville	\$ 4,309,990	\$ 3,971,854	8.5%	\$ 19,105,570	\$ 18,420,687	4%
3	Edinburg	\$ 2,756,244	\$ 2,490,019	10.7%	\$ 11,963,012	\$ 10,981,844	9%
4	Harlingen	\$ 2,481,899	\$ 2,262,193	9.7%	\$ 10,947,109	\$ 10,370,241	6%
5	Pharr	\$ 2,152,128	\$ 2,117,602	1.6%	\$ 9,390,702	\$ 9,081,771	3%
6	Mission	\$ 1,790,805	\$ 1,851,210	-3.3%	\$ 8,118,937	\$ 8,589,465	-5%
7	Weslaco	\$ 1,476,181	\$ 1,335,601	10.5%	\$ 6,530,234	\$ 6,046,512	8%
8	Mercedes	\$ 579,259	\$ 521,262	11.1%	\$ 2,938,120	\$ 2,778,436	6%
9	South Padre Island	\$ 367,695	\$ 275,043	33.7%	\$ 1,340,583	\$ 1,150,317	17%

Rank Based on Calendar Year 2023 To Date Activity							
1	South Padre Island	\$ 367,695	\$ 275,043	34%	\$ 1,340,583	\$ 1,150,317	17%
2	Edinburg	\$ 2,756,244	\$ 2,490,019	10.7%	\$ 11,963,012	\$ 10,981,844	9%
3	Weslaco	\$ 1,476,181	\$ 1,335,601	11%	\$ 6,530,234	\$ 6,046,512	8%
4	Mercedes	\$ 579,259	\$ 521,262	11%	\$ 2,938,120	\$ 2,778,436	6%
5	Harlingen	\$ 2,481,899	\$ 2,262,193	10%	\$ 10,947,109	\$ 10,370,241	6%
6	McAllen	\$ 6,768,635	\$ 6,457,225	5%	\$ 31,863,212	\$ 30,358,557	5%
7	Brownsville	\$ 4,309,990	\$ 3,971,854	9%	\$ 19,105,570	\$ 18,420,687	4%
8	Pharr	\$ 2,152,128	\$ 2,117,602	2%	\$ 9,390,702	\$ 9,081,771	3%
9	Mission	\$ 1,790,805	\$ 1,851,210	-3%	\$ 8,118,937	\$ 8,589,465	-5%

RGV AVERAGES	\$ 1,053,485	\$ 995,779	6%	\$ 4,731,968	\$ 4,641,182	2%
---------------------	---------------------	-------------------	-----------	---------------------	---------------------	-----------

**Payment is received two months after.*

EEDC Portion (25%)	\$ 689,060.98
---------------------------	----------------------

Prepared by: Flor Segura, Interim Director of Finance

Date: 5/11/2023

**CITY OF EDINBURG
HOTEL OCCUPANCY TAX COLLECTIONS**

MONTH	FY 18/19	FY 19/20	FY 20/21	FY 21/22	FY 22/23	Difference FY 22/23 - 21/22	
OCT.	51,910	44,881	80,490	80,182	56,716	(23,466)	↓ -29%
NOV.	44,918	33,690	33,730	53,015	40,006	(13,009)	↓ -25%
DEC.	54,220	52,567	50,486	73,240	123,524	50,284	↑ 69%
JAN.	47,488	48,287	40,688	86,890	83,736	(3,154)	→ -4%
FEB.	28,733	30,762	28,688	81,284	78,187	(3,097)	→ -4%
MAR.	45,925	51,921	108,276	66,953	79,610	12,657	↑ 19%
APR.	74,267	29,045	71,181	90,739	91,259	520	→ 1%
MAY	54,719	39,122	35,186	91,096			
JUN.	50,931	28,451	63,799	89,145			
JUL.	56,848	36,797	120,411	81,158			
AUG.	61,047	57,320	73,421	87,783			
SEP.	52,419	40,848	53,517	80,424			
TOTAL	623,426	493,690	759,873	961,908	553,038	20,735	→ 4%

YTD COMPARISON:

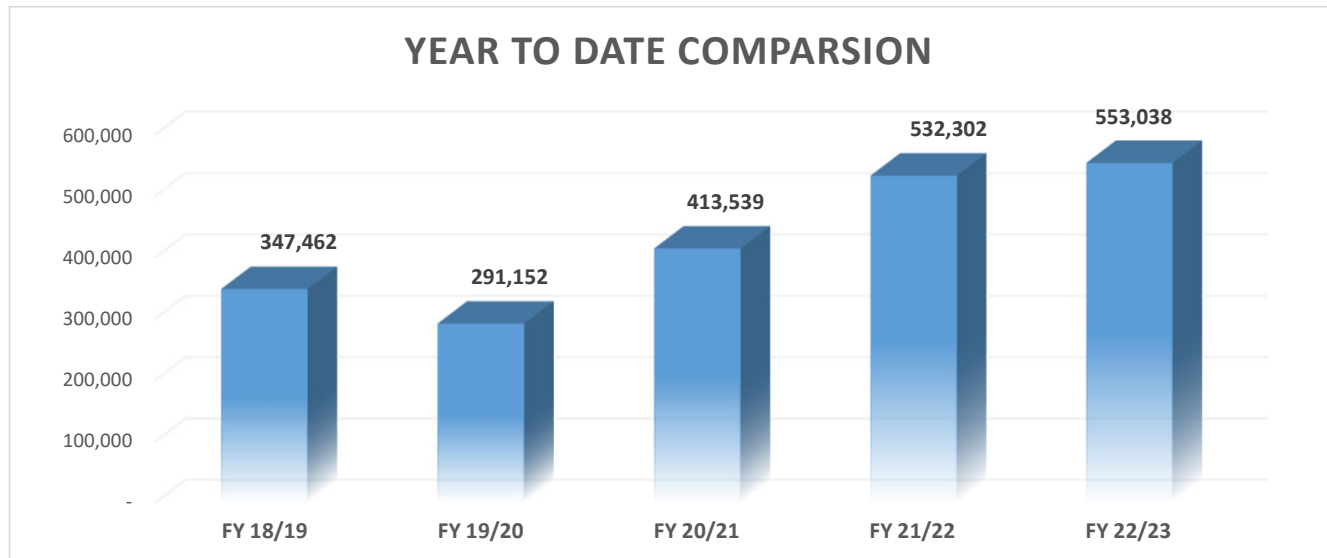
\$ 347,462 \$ 291,152 \$ 413,539 \$ 532,302 \$ 553,038

YTD COMPARISON: INCREASE/(DECREASE):


(56,310) 122,387 118,763 20,735

YTD COMPARISON: INCREASE/(DECREASE) % :

-16% 42% 29% 4%



FIRE





MONTHLY REPORT - APRIL 2023

CITY PERFORMANCE REPORT

PERFORMANCE DATA

AVERAGE RESPONSE TIME: 6.60

EMERGENCY CALLS	THIS MONTH	LAST MONTH	THIS MO. LAST YR.	THIS YR. TO DATE	LAST YR. TO DATE
BUILDING FIRES	0	2	3	5	7
NON-BUILDING FIRES	150	187	176	664	513
AUTO FIRES	4	4	5	21	14
VEHICLE ACCIDENTS	13	0	0	13	0
EMS CALLS	24	0	0	24	0
MUTUAL AID GIVEN	4	0	0	4	0
MUTUAL AID RECEIVED	1	0	0	1	0
FALSE ALARMS	15	7	3	31	25
TOTAL RECEIVED	211	200	187	763	559
ESTIMATED DAMAGES					
BUILDING FIRES	\$ -	\$ 25,000.00	\$ 87,700.00	\$ 41,600.00	\$ 197,400.00
AUTO FIRES	\$ 6,000.00	\$ 6,000.00	\$ 7,500.00	\$ 25,500.00	\$ 22,700.00

RURAL PERFORMANCE REPORT

PERFORMANCE DATA

EMERGENCY CALLS	THIS MONTH	LAST MONTH	THIS MO. LAST YR.	THIS YR. TO DATE	LAST YR. TO DATE
BUILDING FIRES	1	3	1	8	2
NON-BUILDING FIRES	43	71	44	244	284
AUTO FIRES	1	4	2	5	5
VEHICLE ACCIDENTS	6	0	0	6	0
EMS CALLS	8	0	0	8	0
MUTUAL AID GIVEN	6	0	0	6	0
MUTUAL AID RECEIVED	1	0	0	1	0
FALSE ALARMS	1	0	0	3	3
TOTAL RECEIVED	67	78	47	281	294
ESTIMATED DAMAGES					
BUILDING FIRES	\$ 70,000.00	\$ 202,000.00	\$ -	\$ 427,000.00	\$ -
AUTO FIRES	\$ 1,500.00	\$ 6,000.00	\$ 3,000.00	\$ 7,500.00	\$ 26,000.00

USE OF TRAINING FACILITIES

PERFORMANCE DATA	# of Students	Agencies Utilizing	# of Students	# of Agencies Utilizing	# of Students	# of Agencies Utilizing	# of Students	# of Agencies Utilizing	# of Students	# of Agencies Utilizing
	THIS MONTH	LAST MONTH	THIS MO. LAST YR.	THIS YR. TO DATE	LAST YR. TO DATE	THIS MONTH	LAST MONTH	THIS MO. LAST YR.	THIS YR. TO DATE	LAST YR. TO DATE
Training Room	111	3	54	2	0	0	280	8	73	5
Training Field	95	3	205	5	118	6	1059	13	1238	25
EOC	45	3	45	1	150	2	150	5	186	4
TOTAL RECEIVED	251	9	304	8	268	8	1489	26	1497	34

AGENCY UTILIZING FACILITY	FACILITY USED	DAYS	# OF STUDENTS	TOTAL # STUDENTS
Edinburg PD Communications - CPR Training	TR	1	15	15
McAllen PD SWAT Team	TF	2	30	60
Edinburg PD Communications	EOC	1	5	5
City of Edinburg - Human Resources	EOC	1	20	20
La Casita Fire Academy	TF	1	10	10
HCSO SWAT Team	TF	1	25	25
Texas Task Force I - Mobilize/Demobilize	TR	2	45	90
City of Edinburg - PIPAC Meeting	EOC	1	20	20
City of Edinburg - 311 Call Center	TR	1	6	6
				0
Total				251

Legend
Training Room - TR
Training Field - TF
Emergency Ops. Center - EOC

EVENTS/PRESENTATIONS

Pancakes with Heroes	Edinburg Activity Center, 123 E Mark S. Pena Dr.
Boys & Girls Club Kite Fun Festival	8610 Tex Mex Rd.
Annual Dirty Duathlon	1300 N Doolittle Rd.
Garcia Funeral Detail	Holy Family Catholic Church, 1302 E Champion
Smoke Detector Installation	1422 Charlene Street
Station Tour	212 West McIntyre
UTRGV Head Start Center Fire Safety Presentation	1201 W. University Drive
Honor Guard - Edinburg Chamber Luncheon	118 Paseo Del Prado
City Trash Bash	909 S MonMack Road
Vietnam War Wall of Healing Flag & Escort	Closner Blvd & Kuhn Street
Station Tour - IDEA	212 West McIntyre
Fire Safety Presentation - Learning Journey	4770 South Jackson Road
Station Tour - Travis Elementary	212 West McIntyre
Honor Guard - Edinburg Little League Ceremonies	920 N Sugar Road
Station Tour - De Zavala Elementary	212 West McIntyre
Dia De Los Ninos	1906 South Closner Boulevard
Public Safety & First Responders Expo	3901 South Cage Boulevard - Pharr
Fire Safety Presentation - Travis Elementary	1200 South 21st Avenue



EDINBURG FIRE MARSHAL'S OFFICE

MONTHLY REPORT - APRIL 2023

STRUCTURE FIRES

Performance Data	This Month	Last Month	This Month Last Year	This Year To Date	Last Year To Date
Commercial	0	1	1	1	3
Single Family	0	1	2	2	4
Apartments	0	0	0	0	0
Schools	0	0	0	0	0
Industrial	0	0	0	0	0
Hospital & Nursing Homes	0	0	0	0	0
Total	0	2	3	3	7

FIRE INSPECTIONS

Performance Data	This Month	Last Month	This Month Last Year	This Year To Date	Last Year To Date
Buildings - Residential	209	211	80	628	208
Buildings - Commercial	257	340	487	1,260	1,085
Schools	1	0	2	5	14
Hospitals & Nursing Homes	0	3	6	9	6
Daycares (adult & child)	5	6	6	31	31
Gasoline Install	0	0	0	0	0
Industrial	0	25	0	55	0
Foster Homes	0	0	0	4	6
Miscellaneous <small>(Burn Permits, Hydro/Hood/Alarm/Trip Tests, Firework Stands, Citations, Re-inspections)</small>	26	25	120	107	214
Total	498	610	701	2,099	1,564

FIRE SAFETY EDUCATION PROGRAMS

Performance Data		This Month	Last Month	This Year To Date	Last Year To Date
Schools	No. of Classes	1	1	3	4
	No. of Students	60	600	860	453
Commercial	No. of Classes	3	1	5	8
	No. of Staff	410	20	483	995
City	No. of Classes	1	0	3	1
	No. of Staff	50	0	180	100
Industrial	No. of Classes	0	0	0	0
	No. of Staff	0	0	0	0
Hospitals & Nursing Homes	No. of Classes	0	0	0	0
	No. of Staff	0	0	0	0
Daycares (Adult & Child)	No. of Classes	1	0	1	1
	No. of Students	40	0	40	40
Fire Station & Museum Tours	No. of Classes	1	0	1	0
	No. of Students	90	0	90	0
Total	No. of Classes	7	2	13	14
	No. of Students/Staff	650	620	1,660	1,588

EDINBURG FIRE MARSHAL'S OFFICE

MONTHLY REPORT FOR APRIL 2023

Continuation
Page 2

STAFF ACTIVITY

Staff	Activity
Fire Prevention Staff	Responded to 4 fire calls
Fire Prevention Staff	Attended 24 miscellaneous meetings
Fire Prevention Staff	Conducted fire investigations/report writing: 13 hours
Fire Prevention Staff	Out 25 days & 10 hours (vacation, sick leave, comptime)
Deputy Chief	Attended: Plan/Plat Review
Deputy Chief	Attended: Planning & Zoning Meeting

STAFF TRAINING

Staff	Training
Lt. Riojas	Attended: Police Academy (entire month)

FIRE PREVENTION PRESENTATIONS

Performance Data	Type of Presentation	Total
1. Region One ESC - Family Engagement Fiesta Conference	Speaker & Fire Prevention Booth	360
2. Edinburg Airport	Fire Extinguisher Tutor	50
3. Cano/Gonzalez Elementary	Station Tour	60
4. Hidalgo County Health & Human Services	Fire Drill	50
5. Bert Ogden Arena - Rau Alejandro Concert	Fireworks Standby	-
6. Lisa Tijerina	Station Tour	90
7. UTRGV Headstart	Speaker	40
Grand Total		650

EDINBURG FIRE MARSHAL'S OFFICE


MONTHLY REPORT FOR APRIL 2023

Continuation
Page 3

FEES RECEIVED

Type of Inspection	This Month	This Year To Date
ANNUAL FIRE INSPECTION		
- Adult Daycare	\$ 50.00	\$ 350.00
- Child Daycare	\$ 300.00	\$ 1,050.00
- Foster Home	\$ -	\$ 200.00
- Group Home	\$ -	\$ 100.00
- Hospital	\$ -	\$ 1,000.00
- Nursing Home	\$ -	\$ 100.00
- Healthcare Facilities	\$ -	\$ -
GENERAL FIRE INSPECTION		
- Burning Permit	\$ 200.00	\$ 1,250.00
- Mobile Food Truck/Trailer	\$ 50.00	\$ -
- Fuel Tank (Installation/Removal)	\$ -	\$ -
- Visual/Partial Inspection	\$ -	\$ -
KITCHEN FIRE SUPPRESSION		
- Kitchen Suppression System Trip Test	\$ 50.00	\$ 400.00
FIRE ALARM SYSTEM		
- Fire Alarm Plan Review	\$ 1,000.00	\$ 2,900.00
- Fire Alarm Acceptance Test	\$ 500.00	\$ 1,400.00
FIRE SPRINKLER SYSTEM		
- Fire Sprinkler System Plan Review	\$ 400.00	\$ 1,700.00
- Flow Test (Hydrant Testing)	\$ -	\$ 850.00
- Hydrostatic Test - Above Ground	\$ 250.00	\$ 950.00
- Hydrostatic Test - Below Ground	\$ 150.00	\$ 1,000.00
- Fire Sprinkler Acceptance Test	\$ 150.00	\$ 400.00
FIREWORKS		
- Fireworks Permit	\$ -	\$ 150.00
- Fireworks Standby Fee	\$ -	\$ 450.00
Total (Annuals, Reviews, Tests)	\$ 3,100.00	\$ 14,250.00
INSPECTIONS		
- Commercial Buildings (Finals)	\$ 1,100.00	\$ 4,300.00
- Commercial Occupancies (Facilities)	\$ 600.00	\$ 2,400.00
- Multi-Family Buildings	\$ 1,450.00	\$ 4,400.00
- Reinspection Fees	\$ 150.00	\$ 750.00
Total (Finals & Facilities)	\$ 3,300.00	\$ 11,850.00
Grand Total	\$ 6,400.00	\$ 26,100.00

HUMAN RESOURCES



human
resources

APRIL 2023
MONTHLY REPORT

OVERVIEW

BIWEEKLY/MONTHLY REPORT
FOR PERIOD: **APRIL 2023**

1. HUMAN RESOURCES

Vacancies by Classification:

Full Time –73

Part Time Regular – 53

Part Time Seasonal - 76

New Hires: 52

Volunteers: 33

Terminations: 18

Information Sessions: 0

Professional Development Sessions: 1

Appreciation/Recognition Events: 2

Grievances/Complaints (various):4

3. BENEFITS AND WELLNESS

Employees on FMLA: 21

Events: 1

2. CIVIL SERVICE

Civil Service Meetings: 1 **Police Department**

-Entry Level Exams: 0

-Promotional Exams: 1

Fire Department

-Entry Level Exams: 0

-Promotional Exams: 0

4. RISK MANAGEMENT

Workers' Comp Claims: 10

General Liability Claims: 6

Auto Liability Claims: 0

Auto Physical Damage Claims: 1

Real & Personal Property: 0

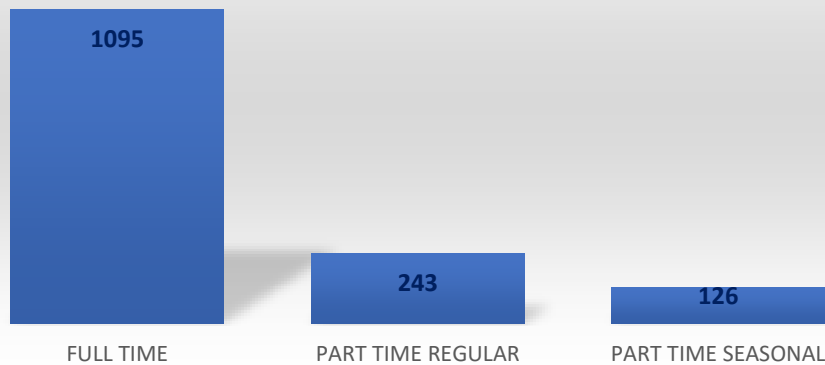
Development Sessions: 1

Information Sessions: 0



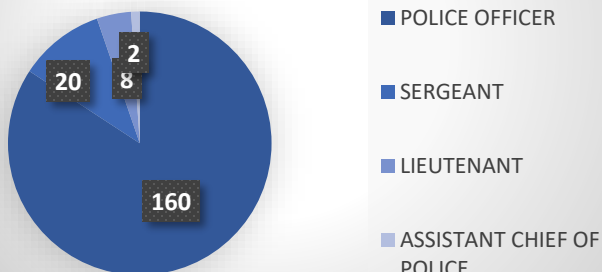
EDINBURG WORKFORCE

TOTAL BUDGETED POSITIONS (INCLUDING CIVIL SERVICE)

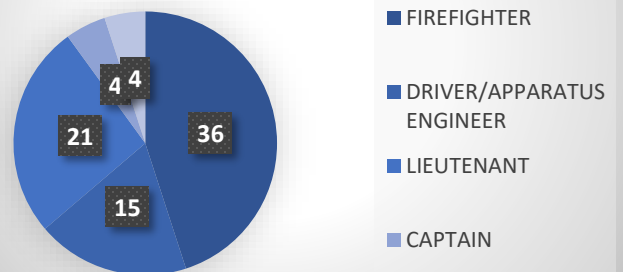


CIVIL SERVICE STRENGTH ORDINANCE

POLICE DEPARTMENT TOTAL AUTHORIZED STRENGTH: 190

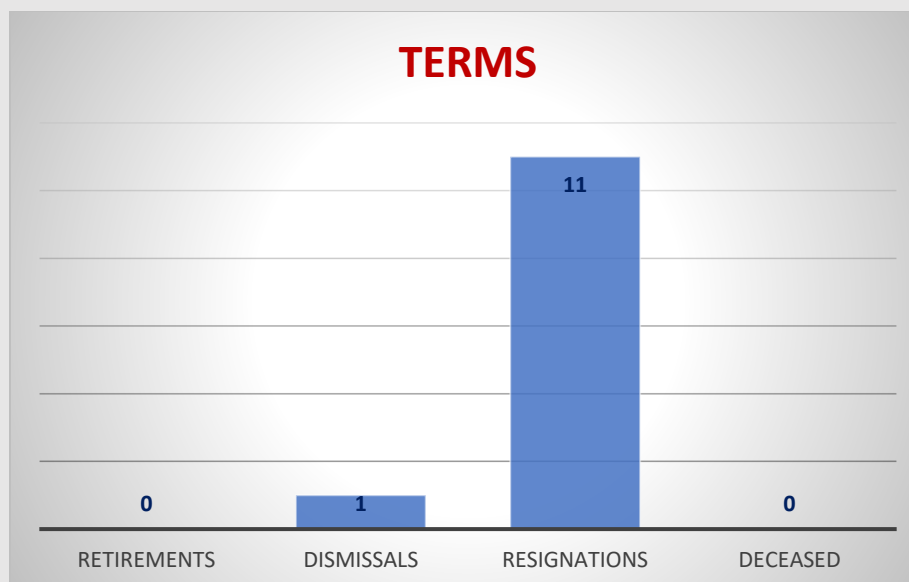
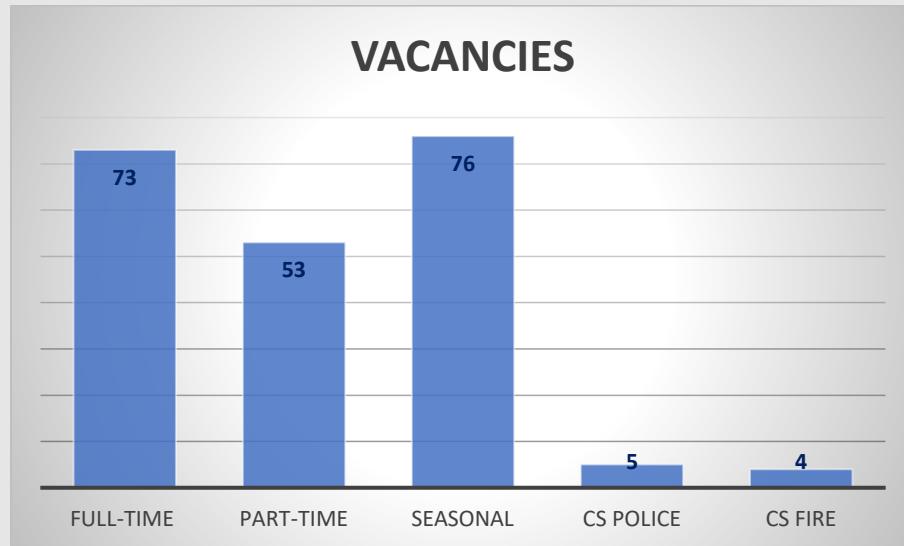


FIRE DEPARTMENT TOTAL AUTHORIZED STRENGTH: 80



HUMAN RESOURCES

APRIL 2023 MONTHLY REPORT



HUMAN RESOURCES

PERFORMANCE MEASURES	TOTAL AMOUNT
APPLICATIONS RECEIVED	675
JOB POSTINGS	30
APPLICATIONS SCREENED	675
INTERVIEWS CONDUCTED	125
TIME TO FILL (DAYS)	37.35
# OF PAF'S PROCESSED	70
EXIT INTERVIEWS PROCESSED	10
RETIREMENTS PROCESSED	0
PUBLIC INFORMATION REQUESTS	5
VERIFICATIONS OF EMPLOYMENT	80

BENEFITS AND WELLNESS DIVISION

Insurance Carriers

Core Benefits

Medical, Vision, Dental, Life Insurance, Long Term Disability

- Blue Cross Blue Shield 
- Avesis 
- Delta Dental 
- Dearborn 
- Madison National 

Voluntary Products

Optional/Supplemental Life, Critical Illness, Hospital Indemnity, Accident, Cancer, Short Term Disability, Medical Air Support, Legal Services, 457 Retirement

- Dearborn (opt life)
- Colonial
- Trustmark
- Legal Shield
- MASA
- Community Loan
- Wellfleet
- Nationwide
- ICMA
- VOYA
- United Way

RISK MANAGEMENT

QUARTERLY REPORTING (JAN-MAR)

RISK AND SAFETY DEVELOPMENT

- TRAINING SESSIONS (JAN-MAR)- 8
- PARTICIPATION- 142

RISK AND SAFETY INFORMATION

- TRAINING SESSIONS (JAN-MAR)- 1
- PARTICIPATION- 69

AUDIT AND COMPLIANCE

- MVR, ANNUAL DRIVER LICENSE AUDIT- 1174
- RANDOM DRUG TESTING- 58

INCIDENT/ACCIDENT REVIEW AND INVESTIGATION

- JANUARY- 17
- FEBRUARY- 14
- MARCH- 13
- POST ACCIDENT DRUG TESTING- 20

INSPECTIONS

- DEPARTMENT SELF BUILDING INSPECTIONS (JAN-MAR)- 4
- RANDOM BUILDING INSPECTIONS (JAN-MAR)- 0

DRUG TESTING AND MORE



EDINBURG FIRE EDINBURG, EDINBURG POLICE DEPARTMENT



FMCSA, DRUG & ALCOHOL CLEARINGHOUSE



TEXAS MUNICIPAL LEAGUE INTERGOVERNMENTAL RISK POOL



SUMMARY OF ACTIVITY

HUMAN RESOURCES – JOB FAIRS

DATE	TOPIC	# OF SESSIONS	PRESENTER	LOCATION	TIME	# OF ATTENDEES
04/12/2023	RGV HIRES	1	DISABILITY CENTER	EMBASSY SUITES	9AM	200
04/13/2023	UTRGV PT HIRING	1	UTRGV	UTRGV	9AM	150

HUMAN RESOURCES – PROFESSIONAL DEVELOPMENT

DATE	TOPIC	# OF SESSIONS	PRESENTER	LOCATION	TIME	# OF ATTENDEES
04/14/2023	EEOC INTERAL INVESTIGATIONS	1	RODNEY KLEIN	ZOOM	9AM	6

HUMAN RESOURCES – EMPLOYEE APPRECIATION & RECOGNITION EVENTS

DATE	TOPIC	# OF SESSIONS	PRESENTER	LOCATION	TIME	# OF ATTENDEES
04/26/2023	ADMIN. PROFESSIONALS DAY	1	HR	COUNCIL CHAMBERS	10:30AM	80
04/27/2023	MARCH & APRIL BIRTHDAY CELEBRATION	1	HR	COUNCIL CHAMBERS	12PM	28


BENEFITS AND WELLNESS

DATE	TOPIC	# OF SESSIONS	PRESENTER	LOCATION	TIME	# OF ATTENDEES
04/05/2023	B12 VACCINATION CLINIC	1	PHS	COMMUNITY ROOM	10AM	15

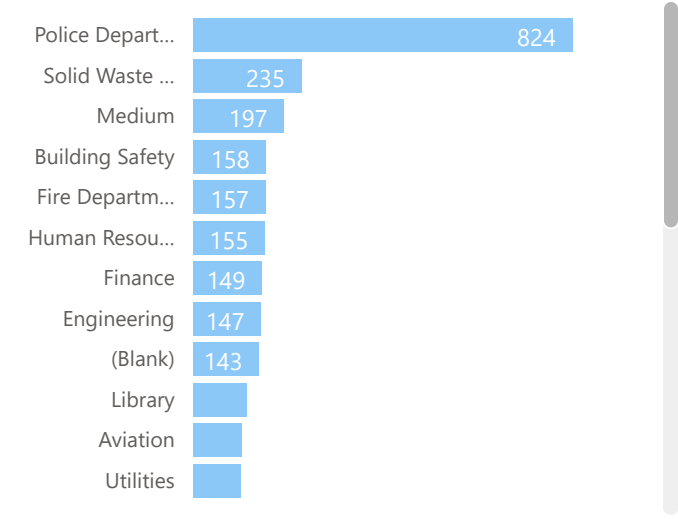
RISK MANAGEMENT

DATE	TOPIC	# OF SESSIONS	PRESENTER	LOCATION	TIME	# OF ATTENDEES
04/27/2023	SAFETY COMMITTEE KICK OFF MEETING	1	CINDY GUTIERREZ	COUNCIL CHAMBERS	1:30PM	18

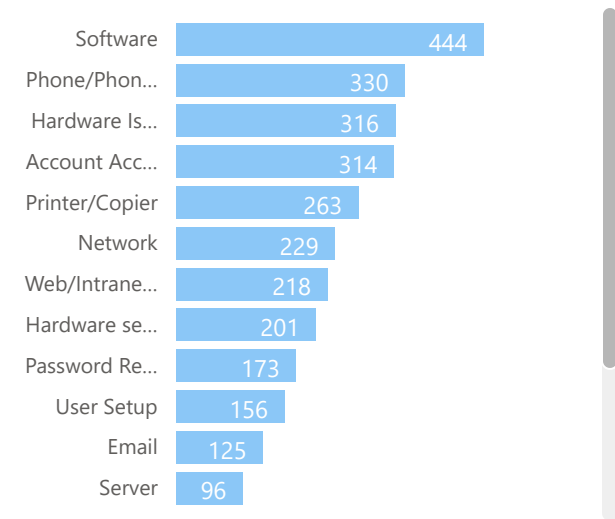
INFORMATION TECHNOLOGY



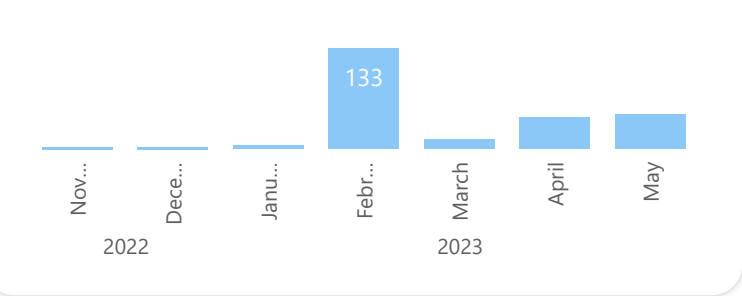
Tickets by Departments



Tickets by Category



Open Tickets by Create Date



Open Ticket Summary

Open Tickets	No Comments	Overdue Tickets	Waiting Tickets	New Tickets	Total
241	135	13	18	7	3417

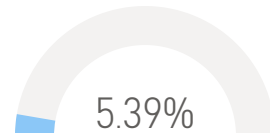
10/1/2022



5/10/2023



Past 90 Days Tickets



Ticket Summary

9.7
Avg Days Open

241
Open Tix

7
New Tickets

Open Tickets by Owner

Full Name	# of Open Tickets	Avg Days Open	Tickets w/ No Comments	Overdue Tickets (90)
Rene Villegas	39	23.5	26	5
Mark Alvarez	34	10.1	18	1
Matthew Navarro	32	19.1	30	
Sylvia Guzman	23	12.6	19	
Orlando Cantu	21	5.5	12	1
Luis Pardo	17	41.0	10	2
Stuart Francis-Love	16	16.9	12	
Johannes Pangrestu	15	9.6	1	
Becca Elizondo	10	3.1	1	3
Silvano Molina	10	12.4	3	1
Alma Mendez	7	15.7	1	
Lizbet Montiel	7	4.2	1	
Danny Vera	4	32.9	1	
Iris Martinez	4	3.6		
Rolando Fuentes	2	12.5		

Open Tickets by Departments

Department Name	# of Open Tickets
Police Department	151
Municipal Court	8
Boys & Girls Club	7
Utilities	7
Aviation	6
Human Resources	6
Building Safety	5
Library	5
Planning & Zoning	5
Solid Waste Management	5
EDC	4
Information Technology	4
Parks & Rec	4
Fire Department	3
City Managers	2
City Secretary	2

Category

All

Status

All

Clear Filters

EDINBURG 311 CALL CENTER

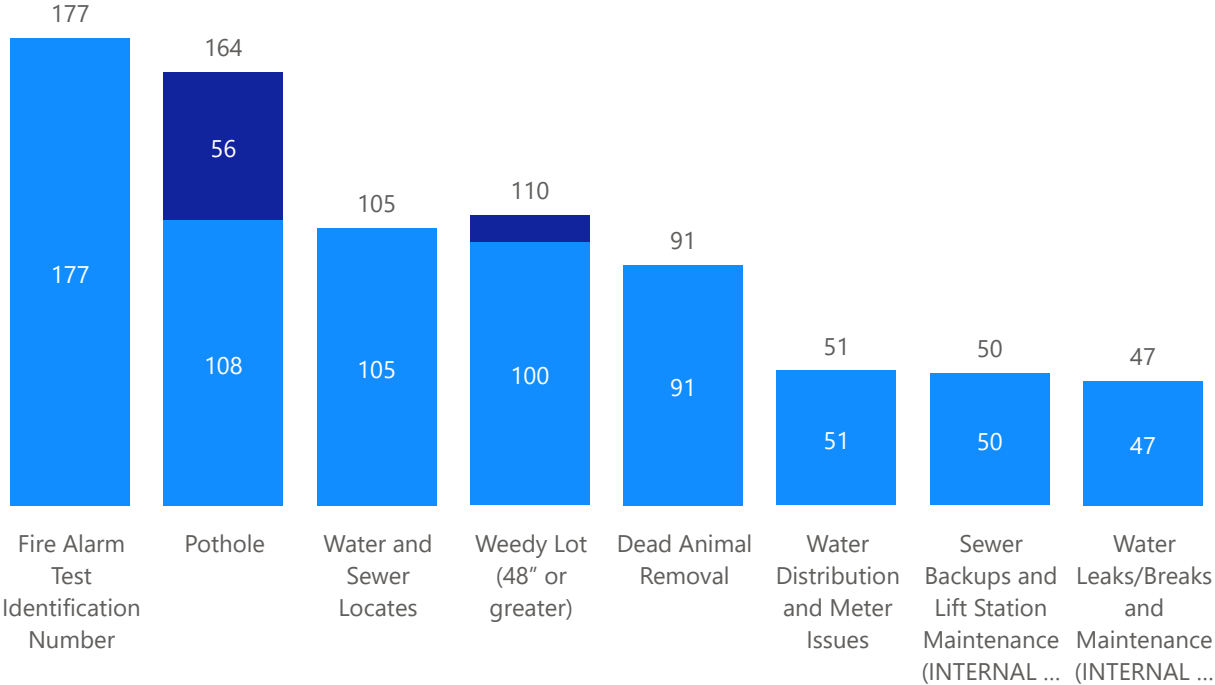
Total calls received: 5,390
Total calls handled: 5,210
Answer rate percentage: 96%
Average hold time: 3 minute

EDINBURG 311 APP

Total request submitted from February 1 - February 28: 1004
Total request closed: 853
Total request left open: 151
Total request left acknowledged: 649
Average days to close: 76


Top six Request Categories

Current Month Open Request



Request Category	Current Month	Pre Month	Total Open
Fire Alarm Test Identification Number	177	234	0
Pothole	108	28	56
Water and Sewer Locates	105	107	0
Weedy Lot (48" or greater)	100	37	10
Dead Animal Removal	91	78	0
Water Distribution and Meter Issues	51	58	0
Sewer Backups and Lift Station Maintenance (INTERNAL USE ONLY)	50	38	0
Water Leaks/Breaks and Maintenance (INTERNAL USE ONLY)	47	64	0
Illegal Dumping	42	37	4
Traffic Signs and Signals	42	39	35
Suggestions & Feedback	35	28	6
Parking Violations	28	8	0
Street Light Out	28	21	23
Inspections	23	29	0
Right-of-Way Maintenance	13	4	0
Sewer and Manhole Maintenance	13	7	1
Public Education Request	8	6	0
Graffiti Removal	6	2	0
Animal Control	5	4	4
Street Cleaning or Maintenance	5	0	5
Fire Hydrant Repair	4	0	0
Missed Brush	4	4	0
Park Concerns	4	0	4
Food Compliance Issue	2	5	0
Missed Residential Service	2	3	0
Stolen or Damaged Containers	2	0	0
Streets Curb & Gutter Maintenance	2	5	2
Water Quality	2	3	0
Abandoned Vehicle	1	0	1
Missed Commercial Service	1	0	0
Total	1004	Page 220	151

LIBRARY AND CULTURAL ARTS



MEMORANDUM

DATE: May 4, 2023
TO: Myra Ayala, City Manager
FROM: Leticia S. Leija, Director of Library & Cultural Arts
SUBJECT: April Monthly Report

MEETINGS AND EVENTS

April 3 – COE Internal Marketing Meeting – L. Leija and M. Castle
April 3 – Friends of the Library Brown Bag Luncheon – L. Leija and J. Tamez
April 3 – South Texas International Film Festival (STXIFF) Planning Meeting – L. Leija and M. Castle
April 3 – City Council Meeting – L. Leija and M. Castle
April 5 – Edinburg Arts Foundation (EAF) Meeting – L. Leija and M. Castle
April 5 – Music Committee Meeting – L. Leija and M. Castle
April 6 – ACE Building Planning Meeting (Construction Update) – L. Leija and M. Castle
April 6 – One Nation One Project Mapmakers Meeting – L. Leija, M. Ward, and M. Castle
April 10 – COE Internal Marketing Meeting – L. Leija and M. Castle
April 10 – The Wall that Heals Planning Meeting – L. Leija and M. Castle
April 10 – Filipino Committee Meeting – L. Leija and M. Castle
April 10 – Juneteenth Committee Meeting – L. Leija and M. Castle
April 11 – Edinburg Arts Foundation (EAF) Meeting – L. Leija and M. Castle
April 11 – The Wall That Heals Planning Meeting – L. Leija and M. Castle
April 11 – Directors Meeting – L. Leija
April 12 – Library Advisory Board Meeting – L. Leija, N. Barajas, and J. Tamez
April 12 – Cultural Arts Assistant I Interviews – M. Castle and S. Gonzalez
April 13 – TMLDA Membership Meeting – J. Tamez
April 13 – Cultural Activities Board (CAB) Meeting – L. Leija and M. Castle
April 13 – The Wall That Heals Planning Meeting – L. Leija and M. Castle
April 13 – Production Specialist Interviews – M. Castle, S. Gonzalez, and J. Tamez
April 17 – COE Internal Marketing Meeting – L. Leija and M. Castle
April 17 – Media & Graphic Designer Interviews – L. Leija and M. Castle
April 17 – South Texas International Film Festival (STXIFF) Planning Meeting – L. Leija and M. Castle
April 18 – The Wall That Heals Planning Meeting – L. Leija and staff
April 18 – City Council Meeting – L. Leija and Supervisors
April 20-23 – The Wall That Heals Event – L. Leija and Arts Team
April 24 – COE Internal Marketing Meeting – L. Leija and M. Castle
April 24 – City Council Agenda Item Discussion – L. Leija
April 24 – Discussion Meeting on the Texas Lyceum Event – L. Leija and Arts Team
April 24 – South Texas International Film Festival (STXIFF) Planning Meeting – L. Leija and M. Castle
April 25 – Directors Meeting – L. Leija
April 25 – Juneteenth Committee Meeting – L. Leija and M. Castle
April 27 – Interviews Library Assistant I (Reference Dept.) – J. Tamez and O. Morales
April 27 – Safety Committee & Kick-Off Meeting – J. Tamez
April 27 – India Cultural Committee Meeting – L. Leija and M. Castle
April 27 – Dia de los Niños Event – L. Leija and staff
April 27 – Edinburg 2040: Government Transparency Meeting – L. Leija
April 29 – Mother's Day Spa Day Event – O. Morales and L. Robinson
April 30 – Library Cooling/Charging Center – O. Morales

April's Activities

The City of Edinburg will be conducting a Classification and Compensation Study. In preparation for this, the Administrative Issues form was completed and submitted to the Human Resources Department, identifying the following issues: 1. Recruitment due to low hiring wages; 2. Retention due to low wages and no room for advancement; and 3. Misclassification, Library Assistant II have many more responsibilities, yet they only make \$1.53 an hour more than a Library Assistant I.

The Texas Public Libraries Annual Report and the Application for Accreditation for the Dustin Michael Sekula Memorial Library were submitted to the Texas State Library and Archives Commission on April 25, 2023. The annual report is a comprehensive document detailing the library's financial spending and activities for the year.

On Tuesday, April 18, at 6 P.M., the Library received a National Library Week Proclamation presented by Mayor, Ramiro Garza Jr. National Library Week is a national observance sponsored by the American Library Association and libraries across the United States each April to promote library use and support. Mrs. Leija was also allowed to speak about the many accolades the Library & Cultural Arts has received throughout the year.



National Library Week Proclamation

CHILDREN'S DEPARTMENT

REFERENCE REQUESTS:

English Reference:	273
Spanish Reference:	29

SERVICES:

Online Catalog:	502
Computer Assistance:	38
Computer Users:	101

Total Programs & Attendance

Total Programs:	23
Total Attendance:	1,262



Día de los Niños / Día de los Libros Festival

The Children's Department assisted the public by answering questions, assisting patrons with computer issues, promoting upcoming programs, and placing books on hold as requested. The staff also attended community outreaches, including **Music Fest** hosted by the Cultural Arts Department and the **Día de los Niños / Día de los Libros** event hosted by UTRGV. They also hosted school tours and the Library's own, annual **Día de los Niños / Día de los Libros** Festival, where children in attendance had an opportunity to visit with local authors, play games, attend storytime, select free books to take home courtesy of the South Texas Literacy Coalition and some lucky patrons had a chance to win prizes.

CIRCULATION DEPARTMENT

SERVICES:

Registered Patrons:	173,911
Cards Issued (eCards included):	120
E-Cards Issued:	10
Monthly Patron Count:	10,915
Total Circulation:	10,516

In April, 10,915 people visited the library, 120 new patron accounts were created, and 10,516 items were checked out. Circulation staff also renewed 2,827 books for patrons requesting an extension on their reading materials. In addition, the team collected \$725 in fines and \$3,325.33 in sales at the Books & Bytes Cafe.

MEDIA & GRAPHICS

The Media & Graphics Department provides great designs to engage with the community via the various social media platforms. They promote all library programs as well as Cultural Art events.

Graphics:	87
Signage	34
Miscellaneous:	35
Films/Photos/Voiceover:	19

REFERENCE DEPARTMENT

SERVICES:

Online Catalog:	190
Computer Assistance:	599
Total Computer Usage:	3,020
Proctors:	1
Wireless Access Sessions:	1,063

REFERENCE REQUESTS:

English:	526
Spanish:	118

ADULTS:

Programs:	48
Program Attendance:	584



Mother's Day – Spa Day

TEEN/TWEEN:

Programs:	4
Program Attendance:	66

In April, the Reference staff located 190 books for patrons, placed materials on hold, and assisted 599 patrons with computer issues. Additionally, the patron computers and wireless internet were accessed 3,020 times.

In collaboration with Region One, the library continues to host the GED and ESL classes. A total of 101 students attended the GED classes throughout the month, and 182 attended the ESL classes. The library hosted 48 programs, including adult and teen programs, with a total attendance of 584 participants.

Regarding the RFID project, all in-house items have been tagged and encoded. Wiring for the self-checks is being installed in the building in preparation for the equipment which is being shipped to the library.

TECHNICAL SERVICE DEPARTMENT**MATERIAL PROCESSED/WITHDRAWN:**

Books in Print:	101,989
Audio:	1,269
Visual:	10,056
Software:	2
cloudLibrary E-Books:	9,213
cloudLibrary E-Audio Books:	<u>3,396</u>
TOTAL:	125,925

Technical Service staff cataloged 230 books and 22 audiobooks. They also withdrew 13 books and 1 video due to being dated materials no longer relevant to the needs of our community. The staff typed 393 spine labels and 297 pocket labels. They also placed 103 book jackets to help protect the books from damaging scuffs, spills, and grime. The staff also added 256 security tags inside the newly cataloged items to protect them from theft.

Cultural Arts Monthly Report

The Cultural Arts Division serves and enriches our community through art & culture.

April Stats

Music Fest	5,350
Wall That Heals	4,000
Artology	73
Texas Lyceum	58

Total Attendance in April 9,423

Social Media

Facebook Reach	101,466
Instagram Reach	4,616
Twitter Impressions	713

In April, the Cultural Arts Department hosted two Artology classes with a total attendance of 60 people. MusicFest on April 18th included a partnership with the Museum of South Texas History and Texas Folklife's Big Squeeze accordion competition. After the competition, those in attendance enjoyed a concert with various local talent including Solido and Little Joe y La Familia. The goal of the event is to create an inclusive and welcoming atmosphere, with events that cater to all ages and backgrounds. The event hosted various local bands, folkloric and dance performances, food trucks, crafts, children's activities, an animal petting zoo/exhibits, and more. The Texas Folklife hosted the annual Big Squeeze. The Festival and concerts were free and open to the public. The Music Festival hosted performances from 6pm-11pm by, Frutty Villareal y Los Mavericks with their "Homenaje a Las Leyendas", Jerry Alvarez & Danielle Ramirez, Grupo Solido, and headliner, Little Joe y la Familia.

The Cultural Arts Department also hosted the Vietnam Veterans Memorial Wall also known as the Wall That Heals from its arrival on April 18th till its departure. The Wall's stay in Edinburg included a Welcome Ceremony and a Candlelight Vigil as well as the Wall being open 24 hours a day and was welcomed into The City of Edinburg with an escort from local law enforcement agencies and veterans. Approximately 4,000 people visited the Wall. The Wall that Heals was welcomed into The City of Edinburg with an escort from local law enforcement agencies. The wall honors more than 58,000 Veterans who served in the Vietnam War. There were over 200 volunteers that assisted in assembling, protecting, serving, and dismantling the wall throughout its stay.

Finally, the Cultural Arts department also assisted in welcoming members of the Texas Lyceum, who were here for their annual conference on April 27th. During their visit, the Cultural Arts Department of Edinburg arranged for the Edinburg North High School Mariachi group to perform at the Amphitheater at the time of the Lyceum's arrival. The Mariachi group, which is made up of high school students, performed a selection of traditional Mariachi music, providing the visiting group with a small glimpse of the rich cultural heritage of the region. By showcasing this musical tradition, the city hoped to promote cultural awareness and appreciation among the visiting group and foster a deeper understanding of the local community. The remainder of the program was hosted at the Food Truck Park where the Texas Lyceum enjoyed music and food.

Cultural Arts attendance at meetings, events, or promotion:


Staff and Event Meetings have been held daily through Microsoft Teams and Zoom

April 3	Arts Team Meeting Artology Art Classes Teleconference with ONOP site team artistic director
April 4	Meeting with Rigoberto Gonzalez, UTRGV Art Professor re: skate park mural Meet with Kurt Martinez, Director of the UTRGV School of Music re: Songwriting project (ONOP) South Texas International Film Festival Planning Meeting
April 5	Logistical meeting for Edinburg Music Fest Cynthia Jean Salinas 5K Logistical Meeting Meeting with Alejandra Ramirez, UTRGV Professor & Mural Maker re: mural workshops (ONOP) MusicFest Committee Meeting
April 6	Mapmakers meeting (ONOP)
April 7	Vietnam Wall That Heals Meeting

April 10 Arts Team Meeting
 Filipino Cultural Committee Meeting
 April 11 Juneteenth Committee Meeting
 Meeting with Children's Librarian to plan summer programming
 RGVFFMA 5K Meeting
 Edinburg Arts Foundation Board Meeting
 Asian Festival Committee Meeting
 April 12 Meeting with Virginia Davis, UTRGV Music Education Professor re: songwriting & modern band (ONOP)
 Logistics Meeting for Music Fest
 Meet with Virginia Davis, UTRGV Music Education Professor re: songwriting & modern band (ONOP)
 Music Committee Meeting
 April 13 Cultural Arts Activity Board meeting
 Wall That Heals Logistical Meeting
 New Staff Interviews – Production Specialist
 April 15 Music Fest Event
 April 17 Arts Team Meeting
 STXIFF Planning Meeting
 Meeting with music therapists Luis Villareal & Ezequiel Bautista re: songwriting (ONOP)
 Meet with Cati Gomez re: Conceptos joining COE
 Artology
 New Staff Interviews – Media & Graphics Designer
 New Staff Interviews – Media & Graphics Designer
 New Staff Interviews - Media & Graphics
 New Staff Interviews – Cultural Arts Assistant I
 April 18 Wall That Heals Arrival Event
 Meeting with Rogelio & Lidia re: Barbie exhibit pick up and Star Wars exhibit
 April 19 Wall That Heals set up/welcome
 April 20 Wall That Heals Welcome Home Ceremony
 April 22 Wall That Heals Candlelight Vigil
 April 23 Wall That Heals Closing Ceremony & take down event
 April 24 Meeting with Kim Finn, Virginia Davis, Luis Villareal, Ezequiel Bautista re: songwriting project (ONOP)
 New Staff Interviews – Production Specialist
 April 25 Arts Team Meeting
 Juneteenth Committee Meeting
 April 27 Texas Lyceum – Food Truck Park Rental

cc: Mayor & Council
 ACM Jesus Saenz
 Library Advisory Board

MUNICIPAL COURT



Municipal Court

The Municipal Court is the first level of the judicial branch of government. The Municipal Court Judge is a public official, responsible for presiding over trial and other court proceedings, performs magistrate functions, and the general administration of the court.

Performance Indicators	April 2023
Total Cases Filed with the Court	2,238
Number of Window Transactions	233
Number of Online Transactions	99
Juvenile Cases Filed	11
Juvenile Cases Revenue	\$648
Project You Program Participants	0
Community Outreach Program (Schools & Organizations)	5
Record Requests	84
Fines, Court Costs and Other Amounts Collected kept by City	\$77,873
Remitted to State	\$43,381
Total Revenue Generated	\$121,254

The Municipal Court Warrant Division aids defendants with outstanding fines that have resulted in warrants for their class C violations. Court Marshals assist defendants with offering payment arrangements, and/or other options, such as: community service, indigent assistance to dispose their citation.

Performance Indicators	April 2023
Class C Misdemeanors & Capias Pro Fine Warrants	301
Collection Agency Referrals	0
In House Collections/Warrant Department Revenue	\$77,578

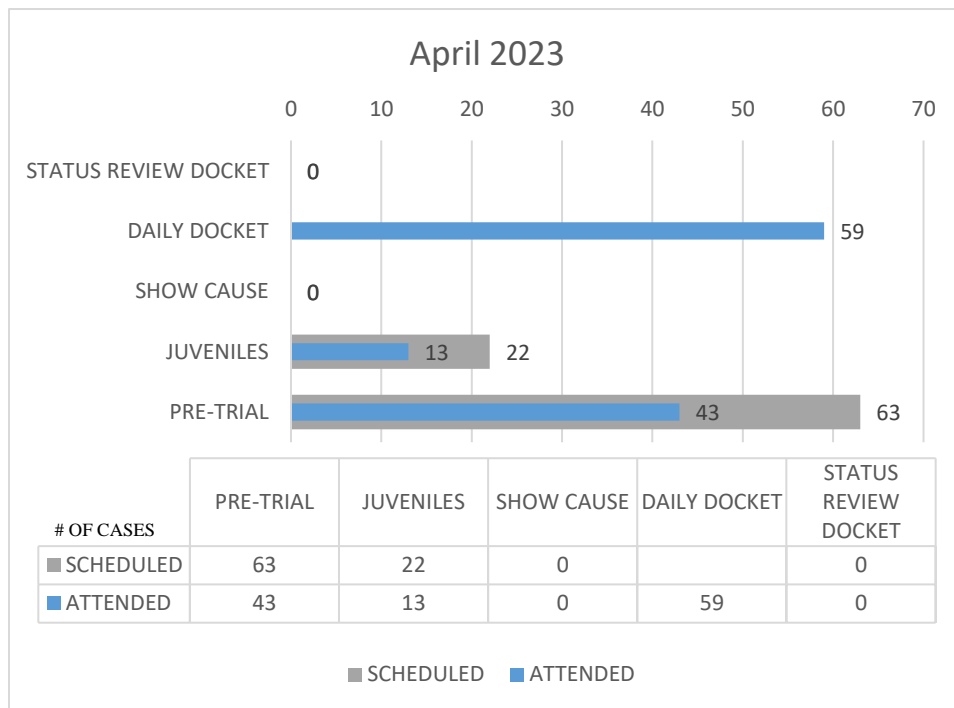
Municipal judges are authorized to warn adult offenders of their respective rights as required by law. The Municipal Court judge magistrates individuals detained on a daily basis while court clerks report these cases in a timely manner as required by Senate Bill 6 into the Public Safety Report System (PSRS).

Performance Indicators	April 2023
Magistrate Warnings Given	287
Public Safety Reporting Cases	288
Class A/B Misdemeanors & Felony Warrants	49
Interlock Ignition Orders Issued	43
Emergency Protective Orders Issued	19

Municipal court clerks are responsible for creating and maintaining court records, processing cases, preparing for and coordinating trials, and assisting court users. As cases progress through the judicial system, clerks are required to perform many technical and detailed procedures.


Court Hearings are prepared to determine temporary, agreed, or some procedural matters regarding the citations/complaints. Court clerks work diligently to provide equal and impartial justice under the law as well as; process each case efficiently and without delay.

APRIL 2023 Hearings Scheduled		
Pre-Trial Hearings	Juvenile Hearings	Show Cause Hearings
2	2	0



*DAILY DOCKET: Walk ins/Zoom to speak with the Judge

PARKS AND RECREATION





MEMORANDUM

DATE: May, 2023

TO: Javier Garza, Director of Parks & Recreation

FROM: Rolando "Ronnie" Rodriguez, Recreation Manager

SUBJECT: Monthly Report for April 2023

Recreation Athletic Division Monthly Report for March 2023

The Recreation Athletic Division is supervised by Ronnie Rodriguez, Recreation Manager, Domingo Rodriguez, Recreation Supervisor, Esmer Cerda, Program Coordinator II, Paulo Ibarra, Program Coordinator II, Jackie Renteria, Program Coordinator II, John Michael Trevino, Program Coordinator II, Amanda Hernandez, Program Coordinator II, and John Almeida, Program Coordinator II. The Recreation Athletic Division staff implemented the following athletic programs and special events.

Adult basketball league – The Men's 6' & Under Basketball League started in March and currently having games every Tuesday, Wednesday and Thursday. 14 teams participating on Thursday Nights. On Tuesday Nights we play our Open Division, we have a total 10 teams, and on Wednesday Nights we offer 35 year old and over league, we have 6 teams. Games are played at the Edinburg Parks and Recreation Center from 6:30 p.m. – 11:30 p.m.





Registration Dates: Begins May 1
 Age Divisions.....5 years to 18 years
 Program Days..... Mondays Thru Wednesdays
 Program Times.....8am to 10am and 5:30pm to 7:30pm
 Program Duration..... June 5 – July 28
 Program Fees..... \$50
 Location.....Robert Vela High School Track and Field



Registration Dates: Begins May 1
 Age Divisions.....5 years to 18 years
 Program Days..... Mondays Thru Wednesdays
 Program Times.....8am to 12pm
 Program Duration..... June 5 – July 28
 Program Fees..... \$50
 Location.....Robert Vela High School Tennis Courts

ADULT CO ED KICKBALL



Registration Dates: May 1 – May 26
 Age Divisions..... 18 and Over
 Game Days..... Tuesdays
 League Starts..... Week of June 5th
 Program Fees..... \$250
 Location..... JC Park

SUMMER MENS AND WOMENS BASKETBALL LEAGUE



Registration Dates: May 1 – May 26
Age Divisions..... 18 and Over
Game Days..... Tuesdays, Wednesdays, Thursdays
League Starts..... Week of June 5th
Program Fees..... \$300
Location..... Edinburg Parks and Recreation Center

SUMMER CO – ED VOLLEYBALL LEAGUE

Registration Dates: May 1 – May 26
Age Divisions..... 18 and Over
Game Days..... Wednesdays and Thursdays
League Starts..... Week of June 5th
Program Fees..... \$250
Location..... Edinburg Parks and Recreation Center

STAFF MEETINGS – My staff and I have attended department, supervisors meetings. These meetings are held weekly. With Parks and Rec Directors and Supervisors. We also meet weekly with our Program Monitors. These meetings consist of our team always being updated on the ongoing situations or concerns that should be addressed accordingly.

CITY OF EDINBURG RECREATION CENTER,
FAMILY LEISURE RECREATION PROGRAMS AND SPECIAL EVENTS

The Edinburg Recreation Family Leisure Programs, is managed by Anthony Davila Recreation Manager. The recreation center support staff consists of Supervisor Jesus Rodriguez, Program Coordinator II, Fernando De La Garza and Yolissah Rodriguez; as well as Program Coordinator I Norberto Guerra. Being Promoted to Program Coordinator I is Jazmin Loreda and Austin Luna.

All full time staff coordinate and implement as many various special events and programs for the children and adults of our community. Currently the Recreation Center is open for operation Monday-Friday 8:00 a.m. –8:00 p.m.

Other sites being utilized to conduct these programs beside the Edinburg Parks & Recreation Center are as follows: Edinburg Jaycee Center and soon the El Tule building.

STAFF DEVELOPMENT & TRAINING

In order to provide better service to the citizens of Edinburg and our members, the staff at Edinburg Parks & Rec conducted several in-house training throughout the month of April. The following topics were discussed at various staff meetings.

- Monthly Training (Full-Timers)
 - Once a month the Full Time staff members have a monthly training, the month of April was preparations for Dirty Duathlon and Easter Egg Hunt.
- Weekly Meeting (With Managers)
 - Every week Full-Timers meet to discuss the weekly agendas and assignments. Discussed were improvements in classes, communication, upcoming events and innovative ideas.

FAMILY LIESURE RECREATION AND MEMBERSHIP PROGRAM

In the month of April, we had a strong amount of participants that signed up; our programs have been steady and maxing out in some classes.

We continued our afterschool membership, memberships are Monday through Thursday 3:00 p.m. to 8 p.m. and Fridays 3:00 p.m. to 6:00 p.m. Membership includes school breaks hours for these camps are 7:30 a.m. to 5:30 p.m. and includes nutritional meals breakfast and lunch.

SPOTLIGHT EMPLOYEE

For the Edinburg Parks and Recreation spotlight employee of the month we have selected **Tiffany Herrera**. This individual has made an outstanding contribution. Their performance and quality of hard work has been extraordinary. They have shown superb instructing and great communication skills with coworkers. We thank you for your fascinating work ethics and dedication.




Cool Kid of the Month

Cool Kid of the Month is awarded to student that is in participation in the Family Leisure Recreation Programs. The awarded individual has not only shown excellent involvement in their program but has shown unmeasurable intangibles, humbleness, dedication, punctuality and leadership. The participant has also shown respectful manners and great behavior, as representation of their program, instructors, the department and The City of Edinburg. For the month of **April 2023** we proudly present the award to **Zolah Moncada**, Zolah is recreation member and is a member of the Capable Kids Program that attends Tuesdays and Thursdays to Parks and Recreation.

City of Edinburg 2nd Annual Dirty Duathlon

On April 1st, 2023 the City of Edinburg Parks and Recreation hosted the 2nd Annual City of Edinburg Dirty Duathlon was a huge success of having over 115 participants in this event. The Dirty Duathlon is a three course race consisting of a 1.5 mile run, 3 mile bike and finish off with an alternative 1.5 run. This event was held at the Doolittle Nature Park at 7:30 a.m. We would like to thank our city staff and sister departments that assisted in this event.



City of Edinburg Annual Easter Egg Hunt

The City of Edinburg Parks and Recreation hosted our Annual Easter Egg Hunt, we had over 2000 residents participate in this event. We had separated age groups in each field at Edinburg Municipal Park in the 4-Plex on April 1st, 2023. Ages were 3 and under, 5 and 6, 7, 8, 9-12 and 13 & Up. We would like to thank our city departments for helping make a safe event this year as well as our friends and partners: UTRGV Athletics and First Baptist Church.



1) Future Events:



DATE: May 10, 2023

TO: Mr. Javier Garza, Director of Parks & Recreation

FROM: Nicholus A. Villarreal, Aquatics Manager

SUBJECT: April Report

Daily Operations

- Daily operations of managing Four City Splash Pads, Municipal Waterpark & Fountain Pool & Promenade Water Gardens
- Daily park visits (7 days a week, twice a day), Water Testing, Chemical Computer Operations Check, Chemical Inventory & Safe Storage, Filtration Systems, Filter Pressures, Chemical Injections Systems, Splash Pad Spray Feature Pumps.

Program Summary

- Dr. Diaz Splash Pad, North Park Splash Pad, Municipal Park Splash Pad, Freddy Gonzalez Splash Pad are open daily to public.
 - Spring hours are 8:00 AM – 7:00 PM
- Programs are as follows
 - Early Morning Lap Swim 5:00AM – 8:00AM
 - Evening Lap Swim 6:30PM – 8:30PM
- TAAF Registration & Practice is set to begin May
- American Red Cross trainings are set to begin for all new employees in making sure they are confident, skilled and ready for any facility emergency
- Daily ECISD Swim Practice

Facility Updates

- Pool House is on track for completion end of May
- Pirates cove is on track for completion end of May
- Facility equipment, uniforms & prepping is ongoing for this upcoming season.
- Fountain Pool has been set to go for upcoming private rentals beginning May
- Public Swim will begin on weekends only at Fountain Pool beginning May
- De Zavala Splash pad has started construction; all splash features have been delivered, the pad has been piped and shaped

MEMORANDUM

TO: Javier Garza, Parks & Recreation Director

FROM: Luis A. Rodriguez, Parks Operations Manager

DATE: May 2, 2023

SUBJECT: Monthly Report for April 2023

The City of Edinburg Parks Division worked diligently carrying out tasks this month. Below is a summary of the activities for each respective division.

PARKS DIVISION – The Parks Division is managed by Jesus Lopez, Jr., Assistant Park Manager, with the assistance of Osvaldo Garza, Parks Supervisor. The following tasks were accomplished by park crewmembers at all City parks and buildings.

MONTHLY MAINTENANCE LOCATIONS:

Parks: Jaycee, Fountain, West, Apollo, Frontier, Cenizo, Citrus, Dr. Gilberto Diaz, Bicentennial, South, Memorial, Freddy Gonzalez, Norma Linda Trevino, Escandon, Municipal, Will Looney, Janet Vacker, Jacob De La Garza North, Doolittle Nature Bike Trail, Jackson Walk/Jog Trail, Chapin Pond Walk/Jog Trail and Vanguard All-Inclusive Park.

Work/Jog Trails: N. Jackson Rd. between N. Schunior St. and Wisconsin Rd.
Wisconsin Rd. between N. Jackson Rd. and Sugar Rd.
W. Freddy Gonzalez Dr. between Sugar Rd. and S. Closner Blvd.

Buildings: Activity Center, Public Library, Auditorium, City Hall and City Hall Courtyard, City Amphitheatre, Central Fire Station, Fire Sub-Station 2 and 3, Police Department, El Tule, Fountain Pool, Municipal Pool, Fountain Center, Police Firing Range, Fire Department Drill Field, Memorial & Municipal pavilions before and after being rented out, Wellness Center and Park Shop.

Day to Day Operations -

1. Mowed, trimmed, cleaned public restrooms, removed graffiti, beautified and picked up litter bi-weekly at all parks and buildings listed above.
2. Worked on all athletic fields that were rented out for practices or tournaments.
3. Continued working on all athletic ballfields for current Adult Softball season and Little League Season.

SPECIAL PROJECTS:

Completed Projects

- 1.

Ongoing Projects

1. Construction of De Zavala City/School Park.
2. Construction of restrooms at South Park Skate Park.
3. Began installing irrigation system to the east and west side of North Pavilion at Municipal Park.

Pending Projects

1. Install new playscape at Dr. Diaz Park.

Assisted in the following Special Events:

1. Easter Egg Hunt held at Municipal Park.
2. Big Squeeze Music Festival held at Promenade Park and Water Gardens.
3. Team Mario 5K held at Municipal Park.
4. Dirty Duathlon held at Hike/Bike trails along Doolittle Rd.
5. The Walls that Heals held at Ebony Golf Course.
6. Mujeres Unidas 5K held at Municipal Park.

MEETINGS: - I or staff have attended all meetings required this month that include but are not limited to City of Edinburg Staff meetings, Parks and Recreation Board Meetings, Parks and Recreation Staff meetings, City Council Meetings, Administrative Meetings, and other City related meetings.

To: Javier Garza, Director of Parks & Recreation Department

From: Brandon Alaniz, World Birding Center Manager

CC: Department Files

Date: 5/10/2023

Re: Edinburg Parks & Recreation Department Monthly Report
World Birding Center Division



CITY OF EDINBURG WORLD BIRDING CENTER

The Edinburg Scenic Wetlands & World Birding Center is one of 9 distinct locations given the title “World Birding Center”. Programs and Operations are managed by Brandon Alaniz, World Birding Center Manager. On Staff at WBC are Team Leads: Daniela Martinez, World Birding Center Coordinator, Veronica Guzman, Environmental Education Coordinator, David Flores, World Birding Center Coordinator. Gabriel Montalvo Garden/Nursery Coordinator, and Bianney Vasquez, Program Coordinator II.

All Leads coordinate to fulfill their duties and implement as many various special events and programs for the children and adults of our community while promoting education literacy and nature conservation. Currently the WBC is open for operation Monday-Friday 8:00 a.m. – 5:00 p.m. Saturday 8:00 a.m. - 6:00 p.m. and Sunday 1:00 p.m. – 6 p.m.

STAFF DEVELOPMENT & TRAINING

The following topics were discussed at various staff meetings.

- Meeting with all team leads to discuss recap of March and outlook for April. Discuss upcoming events and prepare programming for the month of April.
- End of month recap with outlook and setting of goals for May.
 - Field Trips
 - Rental Bookings, Events/Outreaches
 - Birding Season Continued
 - Goals for the month of April
 - Apply Mission Statement Daily
 - Innovate to find new & creative ways to service the community.
 - Increase Social Media Presence
 - Promote a friendly and welcoming establishment
 - Be adaptable


WBC PROGRAMS & ACTIVITIES HIGHLIGHTS



Cesar Chavez Elementary: RGV Wildlife

On April 1, 3rd - 5th grade students from Cesar Chavez Elementary (PSJA) enrolled in a Saturday enrichment program visited the EWBC for a **RGV Wildlife Program**. The students learned about some of the animals that call the RGV home during a show-and-tell presentation. They then went on an exploratory walk of the grounds. Ninety students and teachers attended the program.

Sorensen, Palmer, Ramirez, Dr. Long Elementary and Audie Murphy Middle School: Self-led Tour



On April 1 and 15, students enrolled in a Saturday enrichment program at Audie Murphy Middle School and Sorensen, Palmer, Ramirez, and Dr. Long Elementary Schools (PSJA ISD) visited the EWBC for a **Self-led Tour** of the grounds. Self-led activities were set up on the grounds for the students, including two trail walks. The trail walks included a series of signs displayed throughout the gardens with photos and information about RGV wildlife. One trail focused on reptiles and amphibians and the other on habitats. A StoryWalk was also set up in the Children's Garden. Scavenger hunt sheets and an EWBC field guide were provided to the teachers. Approximately 500 PSJA students visited the grounds for self-led tours during the month of April.

Raul Longoria Elementary: Surrounding Senses



On April 12, Pre-kindergarten students from Raul Longoria Elementary (PSJA ISD) visited for a two-hour **Surrounding Senses Program**. This program focuses on the five senses, using nature and wildlife as a backdrop. The students watched a puppet show to learn how animals' colors help them hide and stay safe from predators. They then went on a nature walk and looked for different colors, shapes, textures, smells, and sounds in nature. The students played two games, one to illustrate how colors either stand out or camouflage in nature and another to learn how animals change as they grow, just like them. Finally, the

students made a butterfly life cycle necklace to take home. There were 55 students and teachers in attendance.

Earth Day Planting

Volunteers from Walmart, staff, and interns planted 250 plants at our south garden near south pond.



SPOTLIGHT EMPLOYEE

For the World Birding Center spotlight employee of the month we have selected **Bianney Vasquez**. This individual has taken initiative and proven to go above and beyond. They show diligence and dedication in their work and even gone above their regular duties to make sure the division is in the best position to succeed.



SOCIAL MEDIA / OUTRECH

Instagram:

Followers Beginning of Month: 1,420

Followers End of Month: 1,460

Facebook:

Followers Beginning of Month: 12,631

Followers End of Month: 12,768

E V E N T S:

Saturday, April 8, 2023 | EWBC Easter Egg Hunt

The EWBC hosted its first ever Easter egg hunt. This paid event was a huge success where visitors got to enjoy photo ops, hunt for Easter eggs, make slime, and participate in an educational egg themed program. This event was attended by approximately **400 persons**.



Tuesday, April 4, 2023 | Edinburg Housing Authority - Easter

This event was hosted by the Edinburg Housing Authority and was created to engage with the local residents from the organization. Here our booth connected with the community by offering flyers and pamphlets on what they can expect when visiting our center. We also gifted free passes to our Easter event to 15 families to give them the opportunity to get to explore our wonderful center.

Attendees: 163

This event was hosted at The Edinburg Dustin Sekula Memorial Library to celebrate el Día de Los Ninos. Our environmental educator, William, displayed skull replicas of bird species that migrate to our center. This helped spark children's curiosity and helped promote the wonders that arrive to our center. Our booth offered education and insight to the hidden gem Edinburg has to offer to our community.

Attendees: 212



PROJECTS / UPCOMMING EVENTS:

- Wetland programs / Field Trips
- Summer Programs
- Eagle Scout Project
- Fairy Fest 2023

EWBC VISITATION REPORT

Below are the totals for the month of **April** 2023.

MONTH TOTALS

Center Visitors	2,361		TOTAL
		393	<i>Adults</i>
		386	<i>Children & Students</i>
		216	<i>Seniors, 55+ & Veterans</i>
		174	<i>Members & Nature Site Staff</i>
		47	<i>Photography groups</i>
		66	<i>Group Rate</i>
		98	<i>Free entry (walk-ins)</i>
		981	<i>Program Attendance</i>
Outreach	375		

GIFT SHOP SALES

Merchandise	\$ 3,155.39
Sales Tax	\$ 260.66
Admissions	\$ 3,760.00
Programs	\$ 1,286.00
Memberships	\$ 200.00
Rentals	-
Contributions/Other	\$ 6.83
Refunds/Adjustments	\$ -
TOTAL	\$ 8,668.88



LOS LAGOS GOLF COURSE

Month: April

2023: \$161,063

Putter's Grill: \$19,399

2022: \$121,194

Putter's Grill: \$15,345

32.90 % INCREASE

YTD: October 2022 – April 2023

\$959,476

Putter's Grill: \$110,452

Previous FY YTD: October 2021–April 2022

\$831,433

Putter's Grill: \$86,687

15.40 % ABOVE PREVIOUS FY YTD

Rounds Overview

April 2023: 2,939

FYTD '22-'23: 21,323


April 2022: 2,902

FY '21-'22: 35,388

Sales and Cash Overview: 04/01/23 to 04/30/23

Sales Transactions

Sales Rollup	Sales Rollup 2	Quantity	Total Sales \$	Sale Tax \$	Fee Amount	Total Sales + Total Tax &...
Cart Rentals	9-Hole	429	\$2,775.63	\$227.37	-	\$3,003.00
	18-Hole	1,725	\$12,291.52	\$1,011.48	-	\$13,303.00
	Total	2,154	\$15,067.15	\$1,238.85	-	\$16,306.00
Driving Range Fees	Range Balls	1,343	\$7,218.23	\$590.77	-	\$7,809.00
	Total	1,343	\$7,218.23	\$590.77	-	\$7,809.00
Event Services	Tournament	83	\$24,394.75	-	-	\$24,394.75
	Total	83	\$24,394.75	-	-	\$24,394.75
Food & Beverage	Alcoholic Beverages	2,605	\$7,430.98	\$620.48	-	\$8,051.46
	Concession Sales	2,442	\$4,767.45	\$389.01	-	\$5,156.46
	Kitchen Sales	1,945	\$4,654.00	\$382.50	-	\$5,036.50
	Water Bottles	628	\$1,154.45	-	-	\$1,154.45
	Total	7,620	\$18,006.88	\$1,391.99	-	\$19,398.87
Golf Rentals	Golf Club Rental	23	\$225.00	\$18.66	-	\$243.66
	Total	23	\$225.00	\$18.66	-	\$243.66
Greens Fees	9-Hole	566	\$9,941.50	-	-	\$9,941.50
	18-Hole	2,373	\$53,795.00	-	-	\$53,795.00
	Total	2,939	\$63,736.50	-	-	\$63,736.50
Membership Fees	Memberships	47	\$18,267.51	\$512.49	-	\$18,780.00
	Total	47	\$18,267.51	\$512.49	-	\$18,780.00
Retail - Hard Goods	Bags	1	\$134.00	\$11.06	-	\$145.06
	Balls	382	\$3,361.99	\$277.17	-	\$3,639.16
	Total	383	\$3,495.99	\$288.23	-	\$3,784.22
Retail - Soft Goods	Accessories	106	\$316.99	\$25.88	-	\$342.87
	Gloves	76	\$1,074.15	\$64.33	-	\$1,138.48
	Hats	26	\$689.11	\$56.85	-	\$745.96
	Men's Apparel	60	\$3,204.80	\$264.34	-	\$3,469.14
	Men's Footwear	8	\$511.68	\$42.21	-	\$553.89
	Women's Apparel	12	\$332.71	\$27.40	-	\$360.11
	Total	288	\$6,129.44	\$481.01	-	\$6,610.45
Grand Total		14,880	\$156,541.45	\$4,522.00	-	\$161,063.45



EBONY HILLS GOLF COURSE

Month: April

2023: \$21,129

2022: \$22,766

7.19 % DECREASE

YTD: October 2022 – April 2023

\$210,789

Previous FY YTD: October 2021 – April 2022

\$177,461

18.78 % ABOVE PREVIOUS FY YTD

Rounds Overview

April 2023: 687

FYTD '22-'23: 9,570

April 2022: 1,017


FY '21-'22: 11,523

Sales and Cash Overview: 04/01/23 to 04/30/23

Sales Transactions

Sales Rollup	Sales Rollup 2	Quantity	Total Sales \$	Sale Tax \$	Fee Amount	Total Sales + Total Tax & ..
Cart Rentals	-	29	\$133.98	\$11.02	-	\$145.00
	9-Hole	8	\$59.12	\$4.88	-	\$64.00
	18-Hole	672	\$4,946.52	\$407.48	-	\$5,354.00
	Total	709	\$5,139.62	\$423.38	-	\$5,563.00
Food & Beverage	Alcoholic Beverages	947	\$2,214.71	\$182.29	-	\$2,397.00
	Concession	931	\$1,009.84	\$72.16	-	\$1,082.00
	Total	1,878	\$3,224.55	\$254.45	-	\$3,479.00
Golf Rentals	-	5	\$46.20	\$3.80	-	\$50.00
	Total	5	\$46.20	\$3.80	-	\$50.00
Greens Fees	-	654	\$9,950.70	-	-	\$9,950.70
	9-Hole	20	\$0.00	-	-	\$0.00
	18-Hole	13	\$0.00	-	-	\$0.00
	Total	687	\$9,950.70	-	-	\$9,950.70
Membership Fees	-	3	\$1,650.00	-	-	\$1,650.00
	Total	3	\$1,650.00	-	-	\$1,650.00
Retail - Soft Goods	-	70	\$401.50	\$33.00	-	\$434.50
	Accessories	2	\$1.84	\$0.16	-	\$2.00
	Total	72	\$403.34	\$33.16	-	\$436.50
Grand Total		3,354	\$20,414.41	\$714.79	-	\$21,129.20

PLANNING AND ZONING



Monthly Subdivision Report Ending April 30, 2023

Planning Department

	Zoning	Type of Development	Number of Lots	Acres
New Subdivisions				
North Wood Estates	Primary Res.	Single Family	29	8.27
Oso Grande Estates No. 2	ETJ	Single Family	28	7.54
Canton Oaks	ETJ	Single Family	28	10.00
			Total Acres:	25.81
			FYTD:	540.09

Subdivisions Receiving Final Approval Subdivisions				
Carmen Avila Phase III	ETJ	Single Family	148	39.28
Los Cielos No. 2	ETJ	Single Family	49	14.00
RG Estates Phase III	ETJ	Single Family	49	10.00
			Total Acres:	63.28
			FYTD:	283.965

Recorded Subdivisions				
Monarca Estates	ETJ	ETJ	158	37.58
Shops at Trenton Replat Lots 1 & 2	Commercial Gen.	Commercial	2	2.155
Schunior Estates	Multi Family	Apartment Complex	1	3.97
Univeristy Village on 10th	Mixed Use	Mixed Use (Commercial/Residential)	11	34.560
Tejas Brewistas	Commercial Gen.	Commercial	2	1.74
			Total Acres:	80.01
			FYTD:	530.01

PLANNING & ZONING


Monthly Report Summary



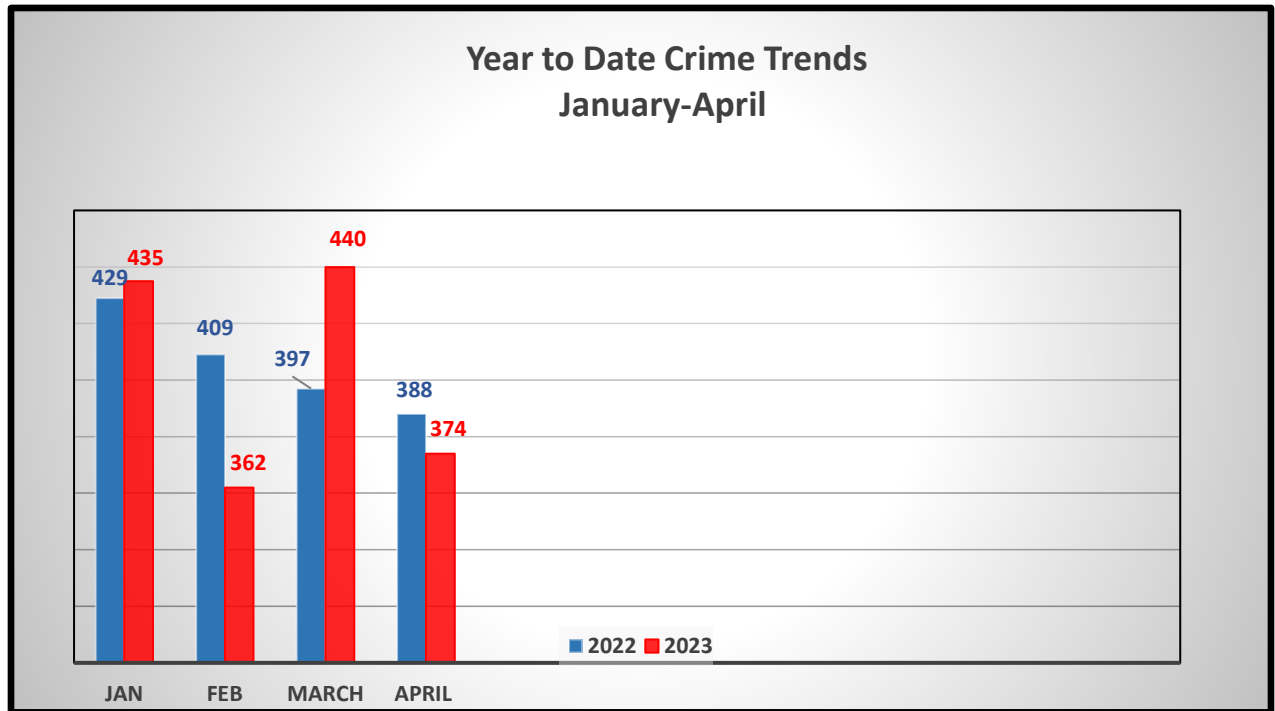
APRIL 2023

Monthly Tasks Processed	April 2023	FYTD
Zonings	6	50
Special Use Permits	3	7
ZBA Variances	5	10
Abandonments	0	0
Preliminary Subdivision Plats	3	15
Final Subdivision Plats	3	22
Subdivision and Sign Variances	2	15
Annexation/Annexation Ordinances	0	0
Minor Plats	4	13
Pre-Development Meetings	8	62
Site Plan Reviews	10	35
Zoning Verification Letters	1	9
Certificates of Compliance	34	114
Plat Recordings	5	31
Inspections	69	302
Building Permits	268	1028
Public Information Requests	3	27
Phone Calls	248	1725
Walk-Ins	133	898
Total	805	4363

POLICE



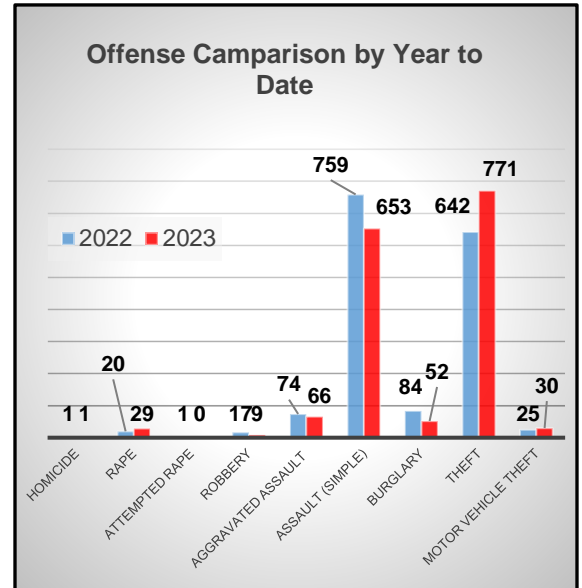
NIBRS CRIME TRENDS YTD



NIBRS Crime Total		
Jan-April		
Year	2022	2023
Total	1623	1611
Comparison	-0.74%	

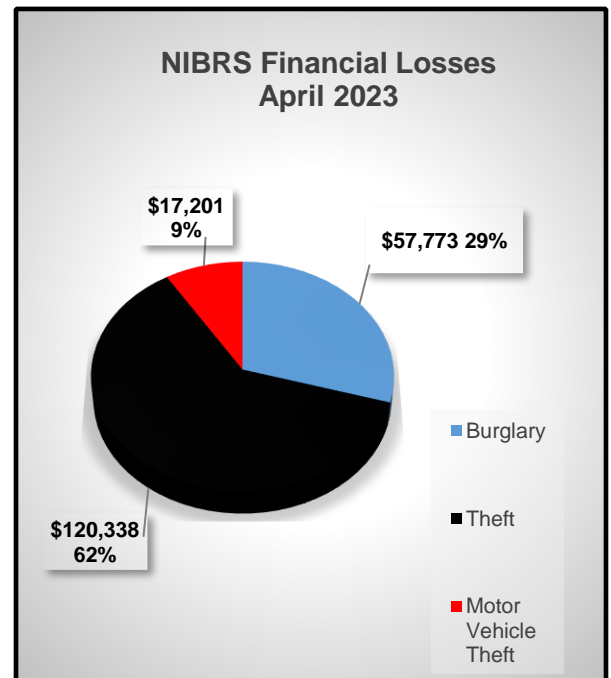
Records NIBRS Reporting Jan-April

City of Edinburg Police Department			
Summary of Volume By Offense January-April			
Classification of Offense	2022	2023	% Difference
Homicide	1	1	0.00%
Rape	20	29	45.00%
Attempted Rape	1	0	0.00%
Robbery	17	9	-47.06%
Aggravated Assault	74	66	-10.81%
Assault (Simple)	759	653	-13.97%
Burglary	84	52	-38.10%
Theft	642	771	20.09%
Motor Vehicle Theft	25	30	20.00%
Total Offenses Reported	1623	1611	-0.74%



- A year to date total of 1,611 offenses were reported.
- A decrease of -0.74% compared to 2022.
- Financial losses reported a decrease of -66.10% compared to April 2022.
- Theft accounted for 62% of the financial losses of all crimes for the reporting month.

Financial Losses Comparison			
Description	April 2022	April 2023	Difference %
Burglary	\$358,179	\$57,773	-84%
Theft	\$93,954	\$120,388	28%
Motor Vehicle Theft	\$124,000	\$17,201	-86%
Total	\$576,133	\$195,312	-66.10%



Arrest Data Comparison April

Arrest Totals April

Year	2022	2023
Total	228	240
Comparison	5.26%	

Domestic Arrest Totals April

Year	2022	2023
Total	22	15
Comparison	-31.82%	

DWI Arrest Totals April

Year	2022	2023
Total	24	44
Comparison	83.33%	

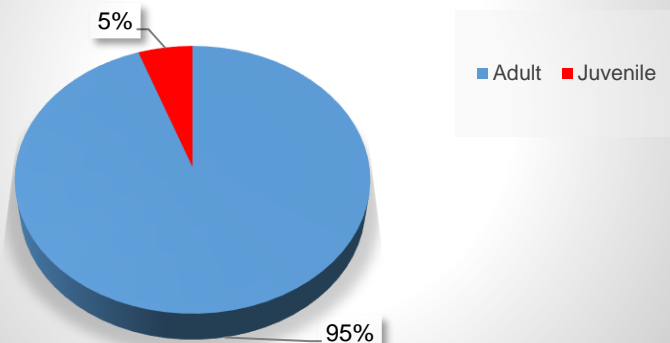
Narcotic Arrest Totals April

Year	2022	2023
Total	81	112
Comparison	38.27%	

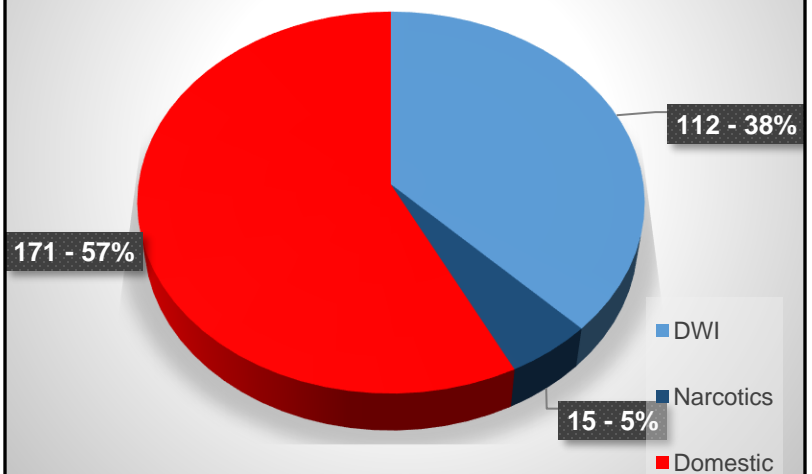
Arrest Totals By Description April

Description	2022	2023
Domestic	24	44
DWI	81	112
Narcotic	22	15
Total	127	171
Comparison	34.65%	

Arrest by Age Category April 2023



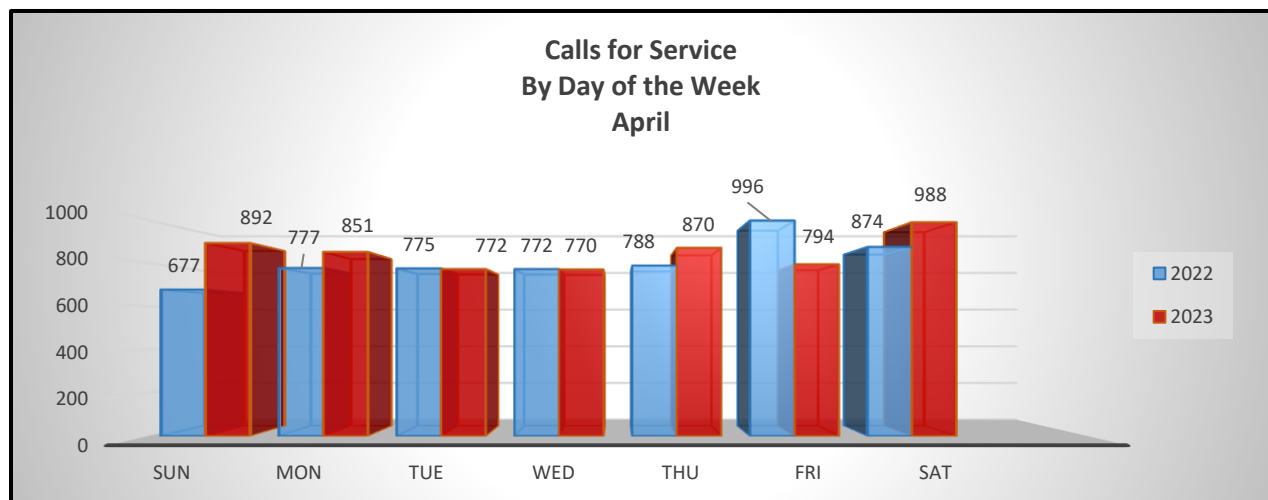
April 2023



Communications Calls for Service

Calls for Service April			
Day of the Week	2022	2023	Difference %
Sunday	677	892	31.76%
Monday	777	851	9.52%
Tuesday	775	772	-0.39%
Wednesday	772	770	-0.26%
Thursday	788	870	10.41%
Friday	996	794	-20.28%
Saturday	874	988	13.04%
Total	5659	5937	4.91%

- April 2023 totaled 5937 calls for service.
- An increase of 4.91% when compared to 2022.



Training Division

- Training hours totaled 3,496 hours.

Date	Course Description	Number of Officers	Total Hours
4/3/2023	Orientation/Chapter 1 Professionalism & Ethics	15	120
4/4/2023	Chapter 1 Professionalism & Ethics	15	120
4/5/2023	Chapter 2 Professional Policing	15	120
4/5/2023	NGI/ULW Software Fingerprints	1	16
4/5/2023	Texas Public Safety Conference	2	64
4/6/2023	Chapter 2 Professional Policing/Ch 3 Fitness & Wellness	15	120
4/6/2023	TPCA Conference	2	64
4/7/2023	Holiday	0	0
4/7/2023	Basic Instructor Certification	1	40
4/7/2023	FARO Scanner Training	2	80
4/10/2023	Fitness Test/ Ch.3 Fitness & Wellness (4 hrs each)	15	120
4/11/2023	Ch. 3 Fitness & Wellness	15	120
4/11/2023	Criminal Patrol Drug Interdiction	2	32
4/12/2023	Exam Ch.1 & 2, Ch. 4 TCOLE Rules, Ch.5 Multicult	15	120
4/12/2023	Officer Involved Shootings	5	80
4/13/2023	Ch 5 Multicut and Ch. 6 Racial Profiling	15	120
4/14/2023	Ch. 6 Racial Profiling and Ch. 7 US, TX. Const.-10	15	120
4/14/2023	Arrest and Control Tactics	1	40
4/14/2023	Dispatch Full Access Training	1	24
4/14/2023	SWAT Team	10	80
4/17/2023	Exam Ch. 3 & 4, Ch. 7 US, TX. Const-10 & Ch.8 Penal Code	15	120
4/18/2023	Ch.8 Penal Code	15	120
4/19/2023	Ch. 8 Penal Code	15	120
4/20/2023	Ch. 8 Penal Code	15	120
4/20/2023	Auto Theft Training/NICB	1	24
4/20/2023	Special Investigative Topics TCOLE 3232	5	40
4/21/2023	(Exam Ch. 5 & 6,) Ch. 8 Penal Code	15	120
4/21/2023	Orientation Scenario Week	4	160
4/22/2023	Special Investigative Topics TCOLE 3232	7	56
4/24/2023	Exam Ch. 7 & Ch.8 Penal Code	15	120
4/24/2023	Animal Control, Chemical Capture & Restraint	1	8
4/24/2023	LEADRS	2	8
4/25/2023	Ch. 8 Penal Code	15	120
4/25/2023	Bats & Rabies Training	2	16
4/26/2023	Ch.9 CCP & PT	15	120
4/26/2023	TCOLE 2105	6	144
4/26/2023	Cultural Diversity TCOLE 3939	4	32
4/26/2023	Building Financial Strength 1 st Responder	7	28
4/27/2023	Ch. 9 CCP & Ch. 10 Arrest Seizure	15	120
4/27/2023	Building Financial Strength 1 st Responder	7	28
4/27/2023	Basic Homicide Investigation	2	48
4/27/2023	LEADRS	2	8
4/28/2023	Animal Control, Initial Level Euthanasia	1	16
4/28/2023	Ch. 10 Arrest Seizure & PT	15	120
4/29/2023	Cultural Diversity TCOLE 3939	5	40
4/30/2023	Texas Peace Officers' Memorial	2	32
4/30/2023	International Association Law Enforcement Firearms Instructors	1	8
		371	3496
PISTOL/RIFLE Re-Qualifications		Officers	
	Pistol	1	
	Rifle	0	

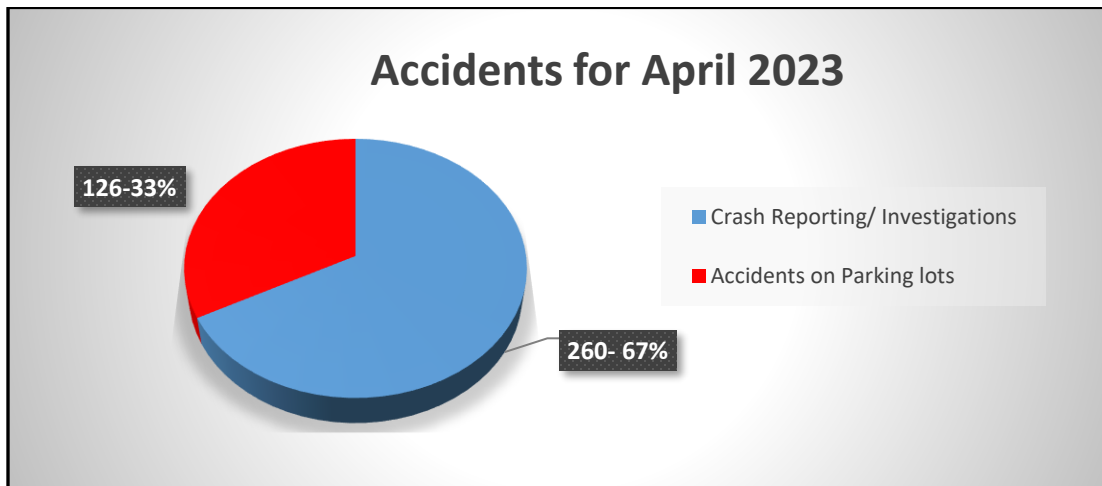
OPERATIONS DIVISION-Patrol

Edinburg Police Department Reports as required by Section 550.063 of the Texas Transportation Code. State Statutes and City Ordinances govern the reporting and investigation requirements.

- The Texas Peace Officer's Crash Reporting is a collection of data by Law Enforcement throughout the State of Texas.

Accident Comparison			
Description	April 2022	April 2023	Difference %
Crash Reporting/ Investigations	241	260	7.88%
Accidents on Parking lots	94	126	34.04%
Total	335	386	15.22%

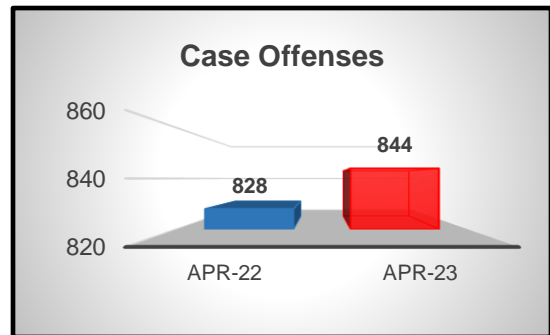
- A total of 386 accidents were reported for the month. An increase of 15.22% when compared to last year.



- Of the 386 accidents the “Crash Reporting/Investigations” category accounted for 67%.

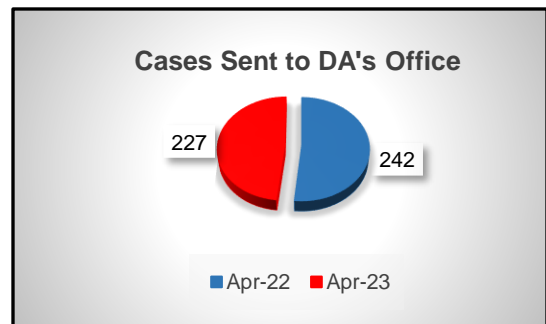
Criminal Investigations Division

Offenses Reported for April		
Month/Year	Number of Cases	Difference %
April 2022	828	2%
April 2023	844	



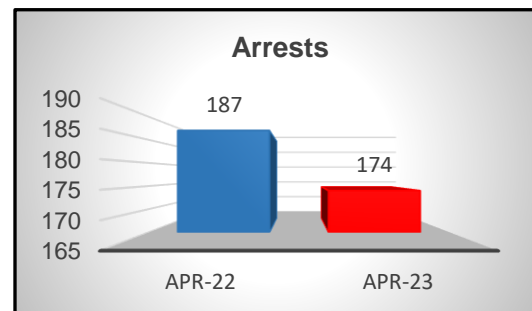
- Criminal Investigations reported a total of 844 cases. This reflects an increase of 2%.

Cases Sent to DA's Office for Prosecution		
Month/Year	Number of Cases	Difference %
April 2022	242	-6%
April 2023	227	



- A total of 227 cases were sent to DA's Office. A decrease of 6% when compared to last year.

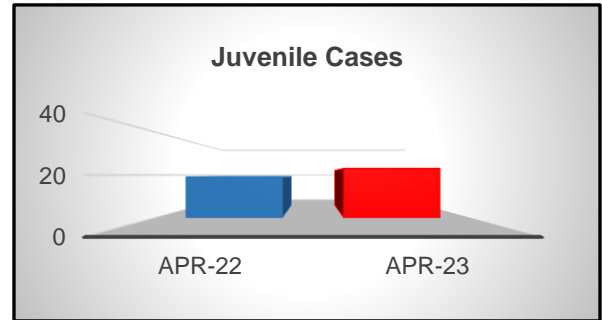
Number of Assigned Cases closed by Arrest		
Month/Year	Arrests	Difference %
April 2022	187	-7%
April 2023	174	



- Number of assigned cases closed by arrest totaled 174 Arrests decreased by 7% when compared to last year.

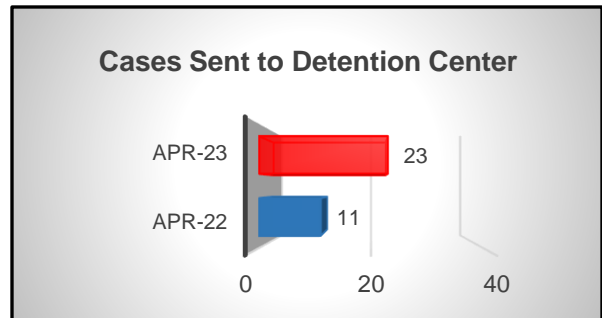
Juvenile Investigations Division

Juvenile Investigations Cases		
Month/Year	Number of Cases	Difference %
April 2022	19	21%
April 2023	23	



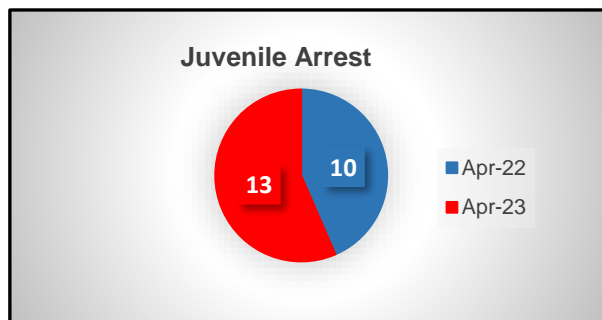
- Reporting month totaled 23 Juvenile cases. An increase of 21% when compared to last year.

Juvenile Cases Sent to Detention Center for Prosecution		
Month/Year	Number of Cases	Difference %
April 2022	11	109%
April 2023	23	




- A total of 23 cases were sent to the Detention Center. An increase of 109% when compared to last year.

Juvenile Arrests		
Month/Year	Arrests	Difference %
April 2022	10	30%
April 2023	13	



- Reporting month totaled 13 arrests for this year. An increase of 30% when compared to last year.


PUBLIC WORKS



PUBLIC WORKS MONTHLY REPORT		
April 2023	MONTHLY	YTD
STREETS-POTHOLE PATCHING		
Pothole Patched (# of)	830	7447
Cold Mix Used (Tons)	44	246.5
Hot Mix Used (Tons)	53.16	291.26
Primer MS-1 Used (Gallons)	0	20
Millings (CY)	0	0
SeeClickFix Work Orders	0	11
Phone Work Orders	0	80
STREET PAVING		
Caliche Used (Tons)	155.13	310.26
Primer MS-1 Used (Gallons)	4500	23040
Hot Mix Used (Tons)	1284.31	6491.69
Millings (Tons)	75	75
Square Yards	0	0
Lane Miles	1.92457388	10.37443184
STREET GRASS REMOVAL		
Blocks	0	0
Debris (CY)	0	0
STREET SWEEPING		
Downtown Gutter Miles Swept:	0	49.3
Arterial Gutter Miles Swept:	238.5	528.8
Residential Gutter Miles Swept:	62	424.4
Total Miles Swept:	0	773.8
Cubic Yards of Debris	430	1347.9
Total Gallons of Water:	0	3926
ON-CALL REPORTS		
Streets Division: (# of)	0	19
Traffic Division: (# of)	7	29
TRAFFIC CONTROL REPAIRS/INSTALLATIONS		
Traffic Lamps Replaced: (# of)	32	88
Street Signs Made: (# of)	144	528
Street Signs Installed: (# of)	151	1136
Traffic Signal Repaired or Replaced: (# of)	43	271
THERMOPLASTIC MARKINGS (Striping):		
Quantity Used (lbs):	0	5
Lineal Feet:	0	0
STREET LIGHTS		
Lights Out: (# of)	30	174
Upgrades (#of)	3	21
New Installations: (# of)	0	3

SPECIAL EVENTS		
Number of Events:	4	32
Type III Barricades Used: (# of)	63	686
Saw Horses Used: (# of)	67	153
Traffic Signs Used: (# of)	15	163
Man Power: (Hrs.)	187	2048
Message Boards: (# of)	3	31
RIGHT OF WAY MAINTENANCE		
Sidewalks, Subd Facing: # of blocks	931	5422
Right of Way: Mowing: # of blocks	2928.45	10542.47
ROW TREE CLEARANCE		
Tree Trimming Blocks:	9	97
Debris: (CY)	6.9	210.36
STORM INFRASTRUCTURE MAINTENANCE		
Storm Inlets Vaccummed & Cleaned: (# of)	224	708
Storm Line Jetting (L.F.) :	60	432
Culvert Pipe Installed/Repaired: (L.F.)	51	287
Inlet Top Replacement: (# of)	4	28
DITCH MAINTENANCE		
Bar Ditches Cleaned/Regraded (L.F.) :	230	2640
Drain Ditches ROW Mowed (L.F.) :	208870	651871
Drain Ditches Re-Profiling (L.F.) :	3640	13390
GRAFFITI REMOVAL		
Graffiti:Work Orders: (# of)	5	15
Area Cleaned: (SF)	432	1679
DOWNTOWN BEAUTIFICATION		
Blocks Swept: (L.F.) :	0	0
Alleys Cleaned: (L.F.) :	2540	22239.7
Sidewalks Cleaned: Blocks	146	1080
ALLEY CLEANUP		
Alleys cleaned:(# of)	16	47
Debris Removed - Cubic Yards	0	0
STORMWATER INSPECTIONS		
Small Visual/Ground Commercial/Subdivision: (# of)	17	193
Large Visual/Ground Commercial/Subdivision: (# of)	20	113
Stormwater Pollution Prevention Plan (SW3P): (# of)	3	10
SUBDIVISION REVIEWS		
Commercial: (# of)	14	45
Multi-Family: (# of)	50	105
Subdivision Over 5 acres: (# of)	4	25
Subdivision Less than 5 acres: (# of)	2	16
SeeClickFix WORK ORDRES		
Streets - Completed: (# of)	18	39
ROW - Completed: (# of)	19	48
Traffic - Completed: (# of)	1	12
Stormwater - Completed: (# of)	0	0
Street Lights - Completed: (# of)	4	25

SOLID WASTE MANAGEMENT





4,018

LANDFILL PUBLIC TRANSACTIONS



5.11 PPPD

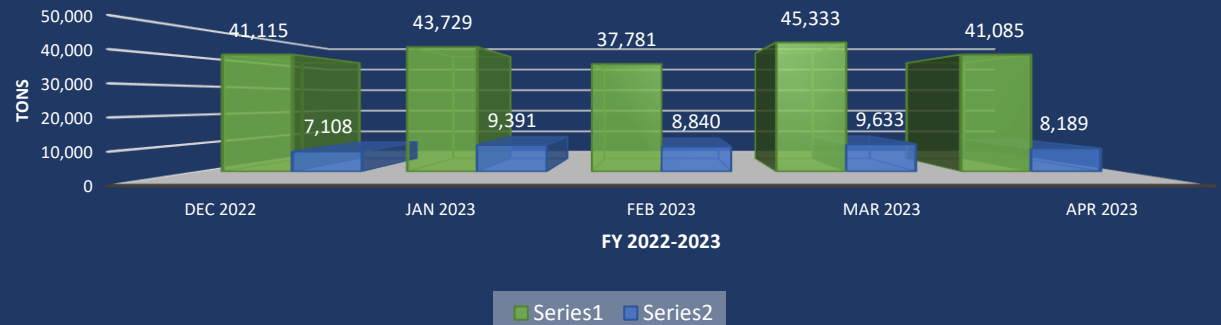
COMBINED COLLECTED WASTE P/CAPITA*



15.44 TONS

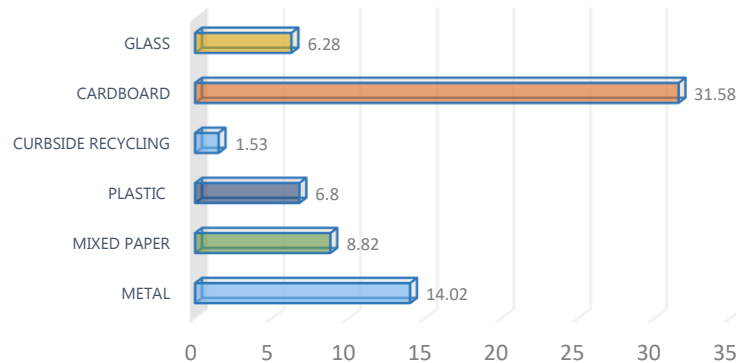
PROCESSED TIRES

CITY OF EDINBURG REGIONAL SANITARY LANDFILL MONTHLY DISPOSAL TONNAGE



*BASED ON 2021 CENSUS

TOTAL TONS OF RECYCLED MATERIAL



*CONTAMINATED CURBSIDE COLLECTION

1,864 ACTIVE CURBSIDE RECYCLING ACCOUNTS
8% PARTICIPATION RATE



3,799

COMMERCIAL ACCOUNTS



23,155

RESIDENTIAL ACCOUNTS

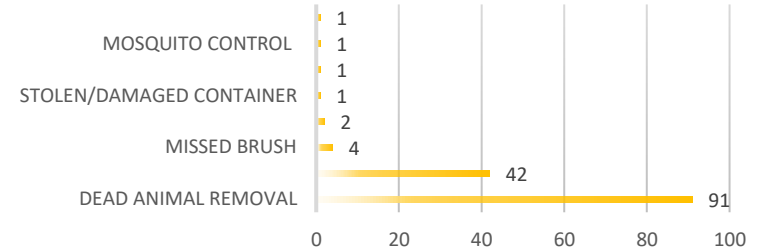


531

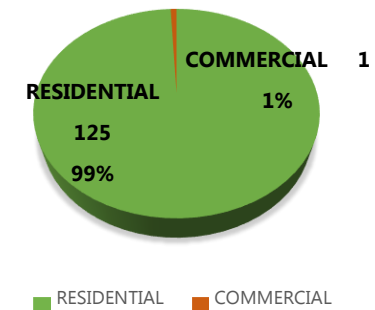
ROLL-OFF SERVICE REQUESTS

EDINBURG 311

SEELICKFIX WORK ORDERS RECEIVED




MISSED COLLECTION SERVICES DOCUMENTED



APRIL 2023

UTILITIES





Water Plant Monthly Report MARCH 2023



WEST EDINBURG WATER PLANT - 1752 S. MON MACK RD.



DOWNTOWN WATER PLANT - 500 E. MAHL.

WATERSHED		CITY'S RESERVOIR CAPACITY		
STATUS	AMISTAD/ FALCON (AF)	ELEVATION	DEPTH	GALLONS
FULL	3,392,096.00	109	15.00	196,875,000
CURRENT	944,584.00	108.00	14.00	183,750,000
% CAPACITY	27.85%	93.33%		

4/17/2023

WATER RIGHTS

ACRE FEET AVAILABLE		TOTAL ACRE FEET AVAILABLE	YTD CHARGED ACRE FEET	THIS MONTH CHARGED ACRE FEET	COMBINED BALANCE ACRE FEET
H.C.I.D. #1	H.C.I.D. #2				
Cert. # 0816-001	Cert. # 0808-000				
10,847.670	3,969.477	14,817.147	2,687.69	1,072.820	12,129.457

PURCHASED TREATED WATER (MG)

NORTH ALAMO WATER SUPPLY (FM 2812)	0.000	CITY OF MCALLEN	0.000	YTD-COMB. TOTAL	28.958
------------------------------------	-------	-----------------	-------	-----------------	--------

DOWNTOWN WATER TREATMENT PLANT (DWTP)

RATED CAPACITY MGD	RAW WATER (INTAKE) MGD				TREATED WATER (EFFLUENT) MGD				THIS MONTH RECYCLE BASIN (MG)	Year-to-Date RECYCLE BASIN (MG)	SLUDGE Disposed to WEST WATER (gals)	
	TOTAL	AVG.	MAX.	MIN.	TOTAL	AVG.	MAX.	MIN.			MONTH	YTD
10.00	175.073	5.836	6.889	5.335	167.032	5.568	6.445	4.737	19.590	81.183	48,000	224,600

WEST EDINBURG WATER TREATMENT PLANT (WEWTP)

RATED CAPACITY MGD	RAW WATER (INTAKE) MGD				TREATED WATER (EFFLUENT) MGD				THIS MONTH RECOVERY BASIN (MG)	Year-to Date RECOVERY BASIN (MG)	SLUDGE Disposed to LANDFILL (Tons)	
	TOTAL	AVG.	MAX.	MIN.	TOTAL	AVG.	MAX.	MIN.			MONTH	YTD
16.00	226.163	7.539	8.810	5.339	187.552	6.252	7.503	4.660	11.380	89.161	142.06	880.79

COMBINED PLANT CAPACITIES

RATED CAPACITY MGD	RAW WATER (INTAKE) MGD				TREATED WATER MGD				Max Comb. Treated Flow MGD	MAXIMUM TREATMENT % CAPACITY
	TOTAL	AVG.	MAX.	MIN.	TOTAL	AVG.	MAX.	MIN.		
26.00	401.236	13.375	15.699	10.674	354.584	11.820	13.948	9.397	13.070	50.27%

WATER QUALITY

- All water quality sampling and analysis is in compliance.

MAINTENANCE AND INSPECTIONS:

- Routine maintenance was performed to the water treatment plants, booster stations and elevated water storage tanks mechanized & electrical equipment.
- Daily inspections were performed at the booster stations and elevated water s
- The influent and effluent water quality is continued to be monitored by staff.

Wastewater Plant Monthly Report April 2023



Edinburg Wastewater Treatment Plant - 1202 N. M. Road, Edinburg Texas 78538

RAW WASTEWATER (INFLUENT) (MGD)					TOTAL PLANT CAPACITY This Month		
Max Capacity	Total MG	AVG.	MAX.	MIN.	MGD	AVG. MGD	Avg. TREATMENT % CAP.
10.918	284.914	9.510	10.918	8.268	12.3	9.510	77.3%

Sludge Management (Aug. 2022-April 2023)		
Cubic Yds. Disposed	Tons Disposed	Tons Disposed YTD
0	0	2,739

WASTEWATER QUALITY:

- The breakdown of the belt press has increased the solids inventory, thus affecting the water quality.

MAINTENANCE AND INSPECTIONS:

- Routine maintenance was performed to the wastewater treatment plants and lift station's mechanized & electrical equipment.
- Daily inspections were performed at the lift stations.
- The influent and effluent water quality is continued to be monitored by staff.



Utilities/Systems Division
Monthly Report for
April '2023



SYSTEMS DIVISION


SANITARY SEWER COLLECTION		
DESCRIPTION	CURRENT MONTH	YTD
Jet & Vacuumed S/S Lines	16	138
Manhole Maintenance	549	3687
Total Footage of Jetted Lines	31932	162098
Spotted stub-outs for plumber	7	35
Spotted sewer mains for plumber	67	486
Adj./replaced manhole ring/cover	4	33
Repaired Sewer Mains	2	8
Repaired Sewer Services	4	23
Video Taped Lines	3	48
Sewer Back Up (Sig 6)	43	228
Installation of Manholes	0	0
Responded to Sewer Odor Complaint	2	30
Non-Compliance	2	9
		0
		0

WATER METER		
	CURRENT MONTH	YTD
Hydrant Connects	3	27
Meter Connects	393	2542
Meter Disconnect	172	1687
Meter Leak	32	379
Meter Transfer	176	1114
Meter Rechecks	16	493
Meter Digouts	527	7448
Meter Changes	35	432
Meter Repaired	0	0
UPB Connects	528	3220
UPB Disconnects	611	3557
Meter Removals	96	871
High/Low Reports	2991	18307
Routes Read	137	940
Idle with Consumption	25	121


WATER DISTRIBUTION		
	CURRENT MONTH	YTD
Repaired Service Lines	2	47
Replaced Angle Stops	6	74
Adjust./relock. Meter Boxes	0	60
Installed Meter Boxes	56	410
Changed Out Meters	2	14
Spotted Water Lines	91	720
Maintained Fire Hydrants	32	198
Weeded Fire Hydrants	23	144
Painted Fire Hydrants	12	126
Repaired Fire Hydrants	4	29
Dress-Ups	85	564
Located Valves	86	999
Adjusted Valves	6	67
Prepared Street Cuts	1	16
No Water Complaints	4	23
Flushed Dead Ends	59	565
Installed Valve Boxes	3	37
Opened Water	29	288
Closed Water	34	285
Low Pressures (PSI)	2	43
Water Samples	0	47
GPS Assets	101	603
Meter Installations	46	414
Hydrant Installation	3	10
Signal 4 (leak at meter)	26	226
Signal 5 (water main leak)	12	106
Taps	51	421

METER STATISTICS		
DESCRIPTION	CURRENT MONTH	YTD
3/4 INCH METER	42	216
1 INCH METER	9	39
2 INCH METER	0	6
4 INCH METER	0	0
COMMERCIAL	5	31
INDUSTRIAL	0	0
RESIDENTIAL SINGLE-FAMILY	45	334
RESIDENTIAL MULTI-FAMILY	0	53
INSTITUTIONAL	0	0
IRRIGATION	1	9

NON- CITY DEPARTMENT REPORTS



BOYS AND GIRLS CLUBS OF EDINBURG-RGV





**BOYS & GIRLS CLUBS
OF EDINBURG
RIO GRANDE VALLEY**


LEGACY NEWS

APRIL 2023



UNITED WE STAND

During the month of April, we ventured off to Weslaco, Texas for a grand announcement, announced our next special event in partnership with the RGVFC Toros, launched a new cause-marketing campaign with MurphyUSA, hosted our Kite Fun Fly Festival and we welcomed the Texas State Aquarium during their Statewide Student Program Tour!



Board of Directors

George Cardenas

President, Vantage Bank

Eduardo "Eddy" Villanueva

Vice President, County of Hidalgo

Sixto Garza

Treasurer, Six Shooter Softwash

Daniela Aguilar

Secretary, Vantage Bank

Juan Delgado

Noble Texas Builders

Joe Quiroga

Texas National Bank

Duane Guzman

Noble Texas Builders

Robert Lopez

Excelsis Global Private Wealth



Leadership Team

Daisy Martinez

Chief Executive Officer

Noe Nunez

Program Supervisor 2 - Legacy Youth

Sara Lara

VP of Operations

Samantha De La Cruz

Program Supervisor 1

Olivia Lemus Lucio

VP of Resource Development & Marketing

Nicholas Jimenez

Program Supervisor 2

Maxine Rodriguez

Outcome & Compliance Supervisor

Mariza Saucier

Program Supervisor 1

Daniella Guzman

Social Worker

Gloria Segovia

Program Supervisor 1



Mission Statement

To provide opportunity to all youth in a positive caring environment to enable them to become productive, responsible, influential citizens.



**BOYS & GIRLS CLUBS
OF EDINBURG
RIO GRANDE VALLEY**

ONE REGION, ONE VISION, ONE MOVEMENT

We are proud to announce that our Rio Grande Valley Boys and Girls Clubs have collectively been awarded a total of \$3.4 Million in federal funds to continue supporting our transformational programs and services tailored to serve over 30,000 youth and teens region wide.

Out of this grand amount, the Boys & Girls Clubs of Edinburg RGV will receive \$301,700 that will go towards purchasing new educational supplies, STEM equipment (computers, computer lab furniture, 3D printers, science stations, smart boards), fitness equipment, cafeteria tables, refrigerators and freezers to store our food. These funds will ensure that the children of Edinburg have a safe and positive environment to grow, learn, and thrive!

Thank you so much Congressman Vicente Gonzalez for your continued and unwavering support for the Boys and Girls Clubs of the RGV.

Together, we are building #great and #brightfutures for our RGV youth.

MAYOR'S YOUTH ADVISORY COUNCIL

A VISIT TO DHR HEALTH



DHRHealth



BOYS & GIRLS CLUBS
OF EDINBURG
RIO GRANDE VALLEY

In partnership with DHR Health, we took our Mayor's Youth Advisory Council to the headquarters of DHR Health where they learned more about our local healthcare industry. The Mayor's Youth Advisory Council received a behind the scenes tour of DHR's state of the art facilities and heard from Dr. Jose Cruz and Dr. Andrew Dentino about all the incredible initiatives taking place at DHR Health.

We are thankful to Marissa Castaneda, Dr. Jose Cruz, Dr. Andrew Dentino, Simon Cardenas, Karla Garcia, Rick & Alex Orthopedic Institute & the Edinburg Conference center team for making this visit possible!

Together we are inspiring and building #greatfutures, one bright mind at a time!




Fuel Great Futures for Local Kids

Help maximize the potential of kids in our Community.

Visit your local Murphy USA retail gas station
April 5-July 4

Donate Today or **ROUND UP**



BOYS & GIRLS CLUB
OF AMERICA

Murphy USA has committed to donating \$750,000 to Boys & Girls Clubs of America through November 30, 2023.



Fueling #GREATFUTURES

For decades, Boys & Girls Clubs of Edinburg RGV along with Boys & Girls Clubs of America has been impacting kids' #GreatFutures. Now through July 5th, support us when visiting your local Edinburg Murphy USA gas stations at checkout.

Murphy USA (NYSE: MUSA) is a leading retailer of gasoline and convenience merchandise with more than 1,650 stations located primarily in the Southwest, Southeast, Midwest, and Northeast United States. The company and its team of nearly 15,000 employees serve an estimated 2.0 million customers each day through its network of retail gasoline and convenience stations in 27 states. Many of Murphy USA's sites are in close proximity to Walmart stores. The company also markets gasoline and other products at standalone stores under the Murphy Express and QuickChek brands.

"Murphy USA is excited to begin year 4 of our Great Futures Fueled Here Campaign, a bi-annual round-up fundraiser for Boys & Girls Clubs of America," said Renee Bacon.

"Since we launched this program in 2020, we have raised almost \$5m dollars to support kids and teens at local Boys & Girls Clubs across the country, and we are just getting started! With more than 1,650 stores across 27 states, we are dedicated to giving back in the communities we live, work, and serve. Our commitment to America's youth does not have an end date, and we look forward to partnering with our employees and customers to meet those needs. TOGETHER we can fuel great futures for local Edinburg kids."



TEXAS STATE AQUARIUM'S WILDLIFE RESCUE ON THE ROAD

With Reliant's \$25,000 donation and support, the Corpus Christi-based Texas State Aquarium's (TSA) Wildlife Rescue on the Road educational program and rescue vehicle made its second stop on its statewide tour this time, heading to the Boys & Girls Clubs of Edinburg!

This two-day visit in Edinburg marks the rescue vehicle's first stop in the Rio Grande Valley and the second stop of its statewide tour across Texas. When the vehicle is not being used to rescue marine wildlife and respond during natural disasters, it serves as the main attraction of the Rescue on the Road program, traveling across the state to visit underserved communities to educate Texas children about the importance of coastal conservation and protection.

Reliant's donation enables the TSA to build out the vehicle and tour to expand wildlife rescue and education efforts across the state, helping to further their mission of advocating for wildlife conservation. These events represent one of many on TSA's journey to accomplish that goal as a nationally recognized aquarium.



A FUN KITE EXPERIENCE FOR OUR RURAL EDINBURG KIDS!

The 24th Annual Kite Fun Fly Festival was a tremendous success! San Carlos families enjoyed lots of free kite flying, music, raffles, delicious food, vendors & fun games!

For more information on our year round community events visit www.edinburgkids.com





STRATEGIC PARTNERSHIPS

TACOS & TOROS 5K RUN & WALK

With the help of our dear friends at the RGVFC Toros, the Boys and Girls Clubs of Edinburg is proud to present our Inaugural Tacos & Toros 5k Run & Walk on June 10th, 2023 at the H-E-B Park in Edinburg from 7am-10am!

Community members will enjoy an adventurous and scenic course run beginning at the H-E-B Park and entering through the beautiful Edinburg Municipal Park.

Our Tacos & Toros 5k Run & Walk helps us raise critical dollars needed to support our programs and services focused on serving youth and teens in Edinburg and surrounding communities.

Every dollar raised through our Tacos & Toros 5k Run & Walk goes back into providing transformational programs and services to over 4,000 youth and teens a year.





BOYS & GIRLS CLUBS
OF EDINBURG
RIO GRANDE VALLEY



PRESENTS

TACOS & TOROS



5K RUN & WALK

**SATURDAY, JUNE
10TH, 2023
7AM • H-E-B PARK**

**FINISHERS MEDALS
MUSIC • TACO TRUCKS
DOOR PRIZES**
1616 S RAUL LONGORIA RD #9169,
EDINBURG, TX 78542

TO REGISTER VISIT WWW.EDINBURGKIDS.COM



**BOYS & GIRLS CLUBS
OF EDINBURG
RIO GRANDE VALLEY**

SUMMER CAMP 2023

**JUNE 5TH -
AUGUST 3RD**

REGISTRATION OPEN!

**Call (956) 383-2582
to Register!**

SUMMER CAMP \$150

Ages 6-12 (age as of June 1st) / Monday - Friday 7:30AM -5:30pm
Club membership & Parent Pick-Up Card, FREE Breakfast & Lunch
Includes: T-Shirt, Lanyard, & \$3 Concession Card
Bring Your Own Water Bottle

JR STAFF COLLEGE & CAREER PROGRAM \$150

Available for 35 - preselected*
Teens ages 13-18 (age as of June 1st)/ Mon - Fri 7:30AM - 5:30PM
Includes: T-Shirt, Lanyard, & \$3 Concession Card
Bring Your Own Water Bottle
On the job training, resume building workshops, financial
management

**To qualify for Junior Staff each teen must apply, interview, and be selected to participate.*

DAILY ACTIVITIES

Guest Speakers
Arts & Crafts
Computer Labs
Game Room
Field Trips

Youth for Unity
Sports & Fitness Activities
Fine Arts Music & Dance
Triple Play: Healthy Habits
STEM

**Mandatory
Parent/Guardian
Orientation**

The Legacy Center
702 Cullen St.
Edinburg, Texas 78541



@edinburgkids



@Boys & Girls Clubs of
Edinburg RGV



@edinburgkids



@Boys & Girls Clubs of
Edinburg RGV

Boys & Girls Clubs of Edinburg does not discriminate based on race, color, national origin, sex, religious creed, disability, age, political beliefs, or reprisal or retaliation for prior civil rights in any program or activity.





**BOYS & GIRLS CLUBS
OF EDINBURG
RIO GRANDE VALLEY**

SAN CARLOS SUMMER CAMP 2023

**JUNE 5TH -
AUGUST 3RD**

REGISTRATION OPEN!

SUMMER CAMP K-12 FREE

Ages 6-12 (age as of June 1st) / Monday - Friday 8:00AM -12:00PM
Club membership & Parent Pick-Up Card, FREE Breakfast & Lunch
Includes: T-Shirt, Lanyard
Bring Your Own Water Bottle

DAILY ACTIVITIES 8AM - 12PM

Guest Speakers	Sports & Fitness Activities
Arts & Crafts	Triple Play: Healthy Habits
Computer Labs	STEM
Game Room	

The Endowment Center
107 Sunflower Rd,
Edinburg, Texas 78542

*Call Mariza Saucier
(956) 383-2582 to Register!*



@edinburgkids



@Boys & Girls Clubs of
Edinburg RGV



@edinburgkids



@Boys & Girls Clubs of
Edinburg RGV

Boys & Girls Clubs of Edinburg does not discriminate based on race, color, national origin, sex, religious creed, disability, age, political beliefs, or reprisal or retaliation for prior civil rights in any program or activity.



Follow Us on Social Media



BOYS & GIRLS CLUBS
OF EDINBURG
RIO GRANDE VALLEY

Let's Get Connected for Our Latest News & Updates!
Join our Mailing List!



Join our Mailing List



on Facebook @edinburgkids



on Instagram @edinburgkids



on TikTok @edinburgkids



Want to help?

There are many ways you can help support after school programming and the youth in our community. Contact the Boys & Girls Clubs of Edinburg RGV to learn more about our programs!

You can make a difference for children that lasts a lifetime. The gift of your financial support or your time as a program volunteer will help to ensure that the programs of the Boys & Girls Clubs continue to change lives for the better. Our mission is to help young people, especially those from disadvantaged circumstances, realize their potential as productive, responsible and caring citizens, and your donation of time and treasure can help make this a reality.

Annual Community Supporters

Throughout our history, Boys & Girls Clubs of Edinburg RGV has leveraged the expertise and resources of other organizations to broaden our reach and deepen our impact. Our reputation for exceptional program delivery has, in turn, made us a sought after partner for organizations seeking to provide beneficial programs or services to children and teens. Boys & Girls Clubs of Edinburg RGV's annual supporters play a vital role in serving members in leveraging maximum impact and in helping us develop effective citizens and leaders among the youth whom we serve.

Corporate Combination Sponsors

Initiated in 2008, today our corporate combination partnerships program is designed to promote a long-term committed joint partnership that is mutually beneficial to the Company and the Boys & Girls Clubs of Edinburg RGV.

Fundraising Events

Special event sponsorships provide an opportunity to support Boys & Girls Clubs of Edinburg RGV with the additional benefits of social networking and marketing for your group or organization. Special event sponsorships provide an opportunity to support Boys & Girls Clubs of Edinburg RGV with the additional benefits of social networking and marketing for your group or organization.

Endowment Gifts: Planned Giving

Boys & Girls Clubs of Edinburg RGV's Endowment Fund provides a permanent source of revenue to future programs.

Giving Through Your Will

A specific dollar amount, specific asset, or percentage of an estate may be specified in a donor's will or trust to be paid to the Boys & Girls Clubs of Edinburg RGV. Our hope is to serve you and help your family become members of The Heritage Club. These are individuals, like you, who are passionate about supporting all young people, especially those who need us most, to reach their full potential as productive, caring and responsible citizens. They have become members of The Heritage Club by making a planned gift. We invite you to explore the benefits of gift planning and to see how your gift might help save a child.

Giving Appreciated Assets

A charitable deduction for both income tax can be taken based on the fair market value of the stock at the time your gift is made. Gifts of low-basis stock can produce larger charitable deductions. A gift of closely-held stock can allow the donor to maintain control of the corporation while still claiming both capital gains and income tax deductions. A gift of appreciated real property will allow the donor to avoid capital gains tax as well as brokerage fees and closing costs.

Giving Life Insurance

New or current life insurance policies may be transferred or irrevocably assigned to the Boys & Girls Clubs as beneficiary; or a donor can retain ownership of a policy, pay the premium and simply name the Boys & Girls Clubs as the beneficiary. Both have substantial tax benefits to the donor and the donor's estate.

Charitable Remainder Trust

A significant donation can be structured in a trust as either a lifetime income for one or more beneficiaries, with the income going to the Boys & Girls Clubs, or with the lifetime income going to the Boys & Girls Clubs and the remainder going to the beneficiaries. Trusts can be designed to meet individual needs of the donor to provide savings on income, capital gains and estate taxes.

Gift Annuity

These vehicles are a legal agreement to transfer money or securities to the Boys & Girls Clubs. The donor receives fixed payments for life based on his or her age, prevailing interest rates and an actuarial table, as well as an income tax deduction for the donated asset value.

One Campaign


Now more than ever, we need your help. Your gift of \$300 or more, or a gift of any size, will help provide deserving youth the opportunity to participate in after-school programs that help kids succeed in school, stay out of trouble, plan a career and become productive caring citizens. Without the support of people like you, it will not be possible to serve all of the youth that need a Boys & Girls Club.



One day in the life of a child can make a huge impact on her future.
One caring adult can create an unbreakable bond with a vulnerable child that will last throughout his lifetime.
One Boys & Girls Club can offer hope to an entire neighborhood.
One gift from you can open the door to a brighter tomorrow for more of our children.

For more information contact: Daisy Martinez at 956.383.2585
or visit www.edinburgkids.com

EDINBURG CHAMBER OF COMMERCE



THE OFFICIAL NEWSLETTER OF THE



MOVE YOUR BUSINESS FORWARD



JOIN US AT OUR
NEXT EVENT!



FOLLOW US ON OUR SOCIALS

@EDINBURGCHAMBER

EDINBURG CHAMBER NEWS



Edinburg Chamber to Host Art of Marketing Workshop for Local Business Owners

The Edinburg Chamber of Commerce is pleased to announce that it will be hosting a marketing workshop for local business owners on April 19, 2023. The workshop will be held at the Chamber's office located at 602 W University Dr, Edinburg, TX 78539.

The workshop, titled "Art of Marketing" will cover various topics related to marketing, including identification of target market, pricing strategy, and much more. The workshop will be led by Marivel Mata, Senior Business Advisor at the UTRGV SBDC and will help businesses improve their marketing efforts.

"We're excited to offer this workshop to local business owners," said Ronnie Larralde, Executive Director of the Edinburg Chamber of Commerce. "Marketing is an essential part of any business, and we want to help our members improve their marketing strategies so that they can grow and succeed."

The workshop will run from 8:30 A.M. to 10:30 A.M. and will include a Q&A session where attendees can ask the presenters any questions they may have. Light refreshments will also be provided.

The Edinburg Chamber of Commerce is committed to supporting local businesses and helping them thrive in the community. This workshop is just one of the many initiatives that the Chamber has launched to support its members.

Registration for the workshop is now open, and interested business owners can register online on the Chamber's website or by calling the Chamber's office at (956) 383-4974. Space is limited, so interested attendees are encouraged to register early to secure their spot.

For more information about the workshop or the Edinburg Chamber of Commerce, please visit www.edinburg.com

RSVP



DHR Health and Texas A&M University School of Medicine Announce Partnership

Congratulations to **DHR Health** and **Texas A&M University School of Medicine** on their recent expansion in collaboration! This collaboration makes the medical school the academic affiliate for DHR Health's Graduate Medical Education residency and fellowship programs.

Edinburg Chamber & CVB Host Legislative Update

The Edinburg Chamber of Commerce & CVB hosted Justin Bragiel, General Counsel for Texas Hotel Lodging Association as he discussed a brief overview of HOT Funds, THLA, and our Group Partnership in addition to the Legislative update. The Chamber thanks Justin for taking his time to inform us on important legislative issues



Welcome to Edinburg Zelda's Art Studio!

Zelda's Art Studio, located on 1219 E. Canton RD suite 2A Edinburg, TX 78539 offers painting, parties, crafts and a local hub for artists in located in the RGV. For more information visit <https://zeldasartstudio.carrrd.co/>



Garza Martinez PLLC Opens Edinburg Office

Congratulations to **Garza Martinez, PLLC** on their ribbon cutting ceremony! Wishing you all the success as you embark on this exciting journey. Garza Martinez, PLLC is a client-centered personal injury law firm with over 25 years of experience. Learn more at www.garzamartinezlaw.com



Welcome New Chamber Member: Miss Edinburg Pageants

Help us welcome our new Edinburg Chamber member, **Miss Edinburg Pageants**! Their goal is to inspire, motivate, encourage independence, volunteer and spread kindness everywhere they go. For more information on upcoming pageants, call (956) 627-9656



Congresswoman Monica De La Cruz to Speak at Public Affairs Luncheon

The Edinburg Chamber of Commerce welcomes area leaders to attend its quarterly Public Affairs Luncheon scheduled for Thursday, April 13, 2023. Congresswoman Monica De La Cruz will bring insight into her top priorities for the 118th Congressional Session.

The luncheon will take place at the Edinburg Conference Center at Renaissance located at 118 Paseo Del Prado in Edinburg.

Limited tickets and tables are available for purchase by calling the Edinburg Chamber. To make a reservation, please contact give us a call to 956-383-4974.

[Sponsorship Form](#)

Thank You, Sponsors!



For more information on sponsorship opportunities or to make a reservation, please contact the Edinburg Chamber of Commerce at 956-383-4974.

UPCOMING CHAMBER EVENTS





EDINBURG CHAMBER OF COMMERCE PRESENTS

QUICKBOOKS ONLINE INTRODUCTORY TRAINING

GUEST SPEAKER:

Feliz Garcia

WEDNESDAY, APRIL 12, 2023

9:00 AM-11:00 AM

EDINBURG CHAMBER

602 W. UNIVERSITY DR, EDINBURG, TX

FREE FOR EDINBURG CHAMBER MEMBERS
\$20 FOR NON-MEMBERS



PUBLIC AFFAIRS LUNCHEON

Thursday, April 13, 2023

11:30 A.M. - 1:00 P.M.

EDINBURG CONFERENCE CENTER AT RENAISSANCE
118 PASEO DEL PRADO, EDINBURG, TX 78539



MONICA DE LA CRUZ
Congresswoman
15th Congressional District of Texas

MEET CONGRESSWOMAN MONICA DE LA CRUZ

Join us as Congresswoman Monica De La Cruz brings insight into her top priorities for the 118th Congressional Session. De La Cruz is the first Latina and first Republican to represent the 15th Congressional District of Texas in the United States House of Representatives.

To register, please call (956) 383-4974

Individual Tickets

Edinburg Chamber Member \$50

Non-member \$70

TABLES OF 8 AVAILABLE FOR

Edinburg Chamber Member \$500

Non-member: \$700

For all sponsorship inquiries please call
956-383-4974 or email
marketing@edinburg.com

WEBINARS & SEMINARS



ARTE DE LA MERCADOTECNIA

¿Cuál es la mercadotecnia o el "marketing"? ¿Tiene un plan de "marketing" para su negocio? Esta sesión ayudará a las empresas nuevas y existentes con información crítica para crear o actualizar sus metas y objetivos de "marketing".

Puntos destacados de la sesión:

- Comprender los 7 pasos del proceso de "marketing"
- Identificación de su mercado objetivo
- Determinación de su estrategia de precios
- Creación de contenido en el cliente
- ¡Y mucho más!

Presentado por

 Marcela Reyes, Business Advisor
UTRGV SBDC

En Colaboración Con

 **EDINBURG**

FECHA
14 de abril, 2023

HORA
8:30am–10:30am CST

COSTO
Ninguno

LUGAR
Cámara de Comercio
de Edinburg

REGISTRO
(Regístrate aquí)

UTRGV.EDU/SBDC

RSVP



ART OF MARKETING

Do you have a marketing plan for your business? This session will help new and existing businesses with critical information to create or refresh their marketing goals and objectives.

Session highlights:

- Understanding the 7 Steps of the Marketing Process
- Identifying Your Target Market
- Determining Your Pricing Strategy
- Creating Customer Awareness
- And much more!

Presented by

 Marcela Reyes, Business Advisor
UTRGV SBDC

In Partnership With

 **EDINBURG**

DATE
April 19, 2023

TIME
8:30am–10:30am CST

COST
None

PLACE
Edinburg Chamber
of Commerce

REGISTRATION
Sign Up Here!

UTRGV.EDU/SBDC

RSVP



How to Write a One-Page Business Plan: A Step-by-Step Guide

Hosted by: SCORE Mentors

When: THURSDAY, APRIL 6, 2023 1:00 PM

What: In this webinar, you will learn how to write a one-page business plan for your business. We'll also discuss how writing a one-page business plan can help you organize your ideas and create focused and concise goals.

RSVP



How to Get a Small Business Loan: A Step-by-Step Guide

Hosted by: SCORE Mentors

When: THURSDAY, APRIL 13, 2023 1:00 PM

What: Learn the different types of small business funding options available, what the application process will look like, and the various criteria lenders look for during evaluation. Sponsored by Live Oak Bank.

RSVP

MEMBER & COMMUNITY NEWS



Enjoy regional Easter traditions at MOST History

The Museum of South Texas History presents ¡Cascarón!, an Easter celebration, from 11 a.m. to 4 p.m. Saturday, April 8.

The museum's annual event features the regional tradition of decorating "cascarones," or empty eggshells, filled with confetti. Blank and ready-to-hide cascarones will be available for purchase, while supplies last. Guests can choose to decorate a dozen empty eggshells for \$2 or purchase a dozen pre-decorated eggs for \$4.

The Easter egg hunt starts at 1 p.m. on the museum's grassy Gran Paseo. Guests are encouraged to bring their own baskets.

Other activities include basket-making and butterfly crafts for children and families. Balloons and Faces Party Rental will provide free facepainting for visitors. Take a photograph at the Easter-inspired photo booth in the Courtyard Gallery where guests can purchase a Polaroid print for \$3 or take a selfie for free.

Admission to ¡Cascarón! is free from 10 a.m. to 12 p.m., which includes a self-guided tour to the signature Rio Grande Legacy exhibition. ¡Cascarón! is included in regular museum admission after 12 p.m. Visit mosthistory.org/events for the latest information.

**SUPPLY DRIVE SUPPORTING
PALM VALLEY ANIMAL
SOCIETY**

Bring a donation for our local Animal Shelter and receive
a **Free Appetizer** for your visit from **April 1 – April 9**

All items will be donated to Palm Valley Animal Society
to help care for the homeless animals at the shelter.

Donations can include:
Dog Kibble or Treats
Wet Cat Food
Cat Treats
New Towels and Blankets
Dog and Cat Toys

**TEXAS
RANCHHOUSE**
956-383-4144
501 East Trenton Road
Edinburg, TX 78539

**2025
UTRGV FOOTBALL**

You are invited to a
**MEET & GREET
WITH HEAD FOOTBALL COACH
TRAVIS BUSH**

**TUESDAY, APRIL 11, 2023
5:45 PM
BARREL HOUSE KITCHEN + BAR
1927 S Tourist Dr, Edinburg, TX**

RSVP by April 1 at
GoUTRGV.com/BarrelHouse

#RALLYTHEVALLEY

**BARREL HOUSE
KITCHEN + BAR**



UTRGV Women's Soccer Adds Melanie Chandler as Assistant Coach

The University of Texas Rio Grande Valley (UTRGV) Department of Intercollegiate Athletics announced on Monday the hiring of **Melanie Chandler**, who spent last season as the women's soccer head coach at Schreiner University, as the women's soccer assistant coach.

"We are delighted to have Melanie join our staff," UTRGV Women's Soccer Head Coach **Mark Foster** said. "She brings a lot of experience, including time as a head coach, and she understands the game of soccer in Texas. That will be a big asset in recruiting for the program. Throughout the interview process, we were delighted to see Melanie's philosophy on putting the student-athlete's first and we know she will fit right in. We look forward to working with Melanie as she will have a hand in all aspects of the program."

Prior to her time at Schreiner, Chandler spent four seasons (2018-21) at Waldorf University as an assistant coach.

"I am extremely honored to be joining the UTRGV family," Chandler said. "When I had met with Coach Foster and Coach Larson for the first time, I knew instantly this was a program and staff that I wanted to be a part of. Listening to their goals and direction for this program, along with what they value as individuals were all things I believe create a great environment to be successful."

Chandler, a native of Kapolei, Hawaii, played her collegiate career at Waldorf where she appeared in 49 matches over three seasons (2013-15). Throughout her career, Chandler scored eight goals and recorded seven assists.

"I would like to thank Coach Foster, Coach Larson, and the UTRGV Athletic Department for this incredible opportunity," Chandler said. "To join such a University where you can feel the support from everyone is truly humbling. I am definitely looking forward to being a part of something special!"

Chandler earned her bachelor's degree in Criminal Justice from Colorado Mesa University in 2017 and earned her master's in organizational leadership with a focus in sports management from Waldorf in 2020.

LIGHTS OUT

FINALS SCHEDULE



AT DELAWARE

GAME 1 **TUE. APR 4 / 8:00PM CST** WATCH ON 

AT BERT OGDEN ARENA

GAME 2 **THU. APR 6 / 7:30PM CST** WATCH ON **ESPN2**

AT DELAWARE

GAME 3* **SUN. APR 9 / 7:30PM CST** WATCH ON 

*If Necessary

 **NBA G LEAGUE FINALS**
Presented by 

PRESENTED BY HACIENDA FORD

SATURDAY APRIL 15TH, 2023
10AM - 5PM 3070 W UNIVERSITY DR, DOWNSBORO, TX 75838

MUSTANG STAMPEDE & ALL FORD SHOW

ALL FORD VEHICLES ARE WELCOME
REGISTRATION IS FREE

TO SIGN UP SCAN THE QR CODE



AWARDS, ART, FOOD, MUSIC, AND VENDORS OPEN TO THE PUBLIC




FAMOUS FIRE-GRILLED CHICKEN

This is a reminder:
to plan for an employee appreciation lunch!

Flame grilled chicken
Rice
Charro Beans
Tortillas/Chips/Salsa

Contact Nikki Ray
956-381-2125
Free Delivery
Group orders 10+




 **BERT OGDEN ARENA** **FRIDAY JULY 21**

BERTOGDENARENA.COM

 **THRIVE** 

NORMA GARCIA CRYSTAL RIOS

CHRIS YOUNG

TOUR 2023

THE OFFICIAL NEWSLETTER OF THE



MOVE YOUR BUSINESS FORWARD



JOIN US AT OUR
NEXT EVENT!



FOLLOW US ON OUR SOCIALS

@EDINBURGCHAMBER

EDINBURG CHAMBER NEWS



Congresswoman Monica De La Cruz to Speak at Public Affairs Luncheon this Thursday

The Edinburg Chamber of Commerce welcomes area leaders to attend its quarterly Public Affairs Luncheon scheduled for **Thursday, April 13, 2023.**

Congresswoman Monica De La Cruz will bring insight into her top priorities for the 118th Congressional Session.

The luncheon will take place at the Edinburg Conference Center at Renaissance located at 118 Paseo Del Prado in Edinburg.

Limited tickets and tables are available for purchase by calling the Edinburg Chamber. To make a reservation, please contact give us a call to 956-383-4974.

[Tickets & Tables](#)

Thank You Luncheon Sponsors!



For more information on sponsorship opportunities or to make a reservation, please contact the Edinburg Chamber of Commerce at 956-383-4974.

[Sponsorship Form](#)

Edinburg Chamber of Commerce Hosts QuickBooks Online Training for Local Business Owners



The Edinburg Chamber of Commerce and Happy Tax Credit Services are pleased to announce that they will be hosting a QuickBooks Online training event for small business owners. The event will take place on April 12, 2023, from 9:00 am to 11:00 am at the Chamber of Commerce office located at 602 W University Drive.

The QuickBooks Online training event is designed to help small business owners understand and utilize the QuickBooks Online platform. The training will be led by QuickBooks Online experts, Happy Tax Credit, who will provide valuable insights and tips for making the most of the platform.

"We understand the importance of quickbooks training and are pleased to be hosting this event for our local business community," said Ronnie Larralde, Executive Director at the Edinburg Chamber of Commerce. "QuickBooks Online is a powerful tool that can help businesses manage their finances more effectively and efficiently. By providing this training, we hope to help our local businesses thrive and succeed."

The QuickBooks Online training event is open to all business owners, and registration is required. The cost to attend for non-members is \$50 and **FREE to Edinburg Chamber of Commerce members**. Interested individuals can register by calling the Edinburg Chamber of Commerce at (956) 383-4974. For more upcoming events please visit our website at www.edinburg.com

Register Now



HAPPY
BOOKS | TAX | PAYROLL

EDINBURG CHAMBER OF COMMERCE PRESENTS

QUICKBOOKS ONLINE
INTRODUCTORY TRAINING

GUEST SPEAKER:
Feliz Garcia

WEDNESDAY, APRIL 12, 2023
9:00 AM-11:00 AM
EDINBURG CHAMBER
602 W. UNIVERSITY DR. EDINBURG, TX

FREE FOR EDINBURG CHAMBER MEMBERS
\$20 FOR NON-MEMBERS



Perez Financial Group Host Grand Opening

Congratulations to Christina Perez, owner of Perez Financial Group, on the grand opening celebration of her Edinburg location! We wish you the best of luck! Perez Financial Group, located on 2104 S McColl Rd, Edinburg, TX, specializes in Medicare Health Plans, Retirement Programs, Life Insurance, and Health Insurance. For more information call 956-540-7521



Welcome to Edinburg Zelda's Art Studio!

Zelda's Art Studio, located on 1219 E. Canton RD suite 2A Edinburg, TX 78539 offers painting, parties, crafts and a local hub for artists in located in the RGV. For more information visit <https://zeldasartstudio.carrrd.co/>

UPCOMING CHAMBER EVENTS






**McAllen
District Office**

RIBBON CUTTING

Tuesday

April 11, 2023 | 4:00 PM

**1400 N McColl Rd, Ste 103
McAllen, TX 78501**

HAPPY
BOOKS | TAX | PAYROLL

EDINBURG CHAMBER OF COMMERCE PRESENTS

**QUICKBOOKS ONLINE
INTRODUCTORY TRAINING**

GUEST SPEAKER:

Feliz Garcia

WEDNESDAY, APRIL 12, 2023
9:00 AM-11:00 AM
EDINBURG CHAMBER
602 W. UNIVERSITY DR, EDINBURG, TX

FREE FOR EDINBURG CHAMBER MEMBERS
\$20 FOR NON-MEMBERS

[Register Now](#)



PUBLIC AFFAIRS LUNCHEON

Thursday, April 13, 2023
11:30 A.M. - 1:00 P.M.
EDINBURG CONFERENCE CENTER AT RENAISSANCE
118 PASEO DEL PRADO, EDINBURG, TX 78539



MONICA DE LA CRUZ
 Congresswoman
 15th Congressional District of Texas

**MEET CONGRESSWOMAN
MONICA DE LA CRUZ**

Join us as Congresswoman Monica De La Cruz brings insight into her top priorities for the 118th Congressional Session. De La Cruz is the first Latina and first Republican to represent the 15th Congressional District of Texas in the United States House of Representatives.

To register, please call (956) 383-4974

Individual Tickets
Edinburg Chamber Member \$50
Non-member \$70

TABLES OF 8 AVAILABLE FOR
Edinburg Chamber Member \$500
Non-member: \$700

For all sponsorship inquiries please call
956-383-4974 or email
marketing@edinburg.com

Tickets & Tables

WEBINARS & SEMINARS



**Edinburg Chamber to Host Art of Marketing Workshop
for Local Business Owners**

The Edinburg Chamber of Commerce is pleased to announce that it will be hosting a marketing workshop for local business owners on April 19, 2023. The workshop will be held at the Chamber's office located at 602 W University Dr, Edinburg, TX 78539.

The workshop, titled "Art of Marketing" will cover various topics related to marketing, including identification of target market, pricing strategy, and much more. The workshop will be led by Marivel Mata, Senior Business Advisor at the UTRGV SBDC and will help businesses improve their marketing efforts.

"We're excited to offer this workshop to local business owners," said Ronnie Larralde, Executive Director of the Edinburg Chamber of Commerce. "Marketing is an essential part of any business, and we want to help our members improve their marketing strategies so that they can grow and succeed."

The workshop will run from 8:30 A.M. to 10:30 A.M. and will include a Q&A session where attendees can ask the presenters any questions they may have. Light refreshments will also be provided.

The Edinburg Chamber of Commerce is committed to supporting local businesses and helping them thrive in the community. This workshop is just one of the many initiatives that the Chamber has launched to support its members.

Registration for the workshop is now open, and interested business owners can register online on the Chamber's website or by calling the Chamber's office at (956) 383-4974. Space is limited, so interested attendees are encouraged to register early to secure their spot.

For more information about the workshop or the Edinburg Chamber of Commerce, please visit www.edinburg.com

RSVP



ARTE DE LA MERCADOTECNIA

¿Qué es la mercadotecnia o el "marketing"? ¿Tiene un plan de "marketing" para su negocio? Esta sesión ayudará a las empresas nuevas y existentes con información crítica para crear o actualizar sus planes y objetivos de "marketing".

Puntos destacados de la sesión:

- Comprender los 7 pasos del proceso de "marketing"
- Identificación de su mercado objetivo
- Determinación de su estrategia de precios
- Creación de conciencia en el cliente
- ¿Y mucho más!

Presentado por

Marivel Mata, Asesora Ejecutiva de UTRGV SBDC

En Colaboración Con

EDINBURG

FECHA
14 de abril, 2023

HORA
8:30am-10:30am CST

COSTO
Ninguno

LUGAR
Cámara de Comercio de Edinburg

REGISTRO
(Regístrate aquí)

UTRGV.EDU/SBDC

RSVP



ART OF MARKETING

Do you have a marketing plan for your business? This session will help new and existing businesses with critical information to create or refresh their marketing goals and objectives.

Session highlights:

- Understanding the 7 Steps of the Marketing Process
- Identifying Your Target Market
- Determining Your Pricing Strategy
- Creating Customer Awareness
- And much more!

Presented by

Marivel Mata, Senior Business Advisor UTRGV SBDC

In Partnership With

EDINBURG

DATE
April 19, 2023

TIME
8:30am-10:30am CST

COST
None

PLACE
Edinburg Chamber of Commerce

REGISTRATION
Sign Up Here!

UTRGV.EDU/SBDC

RSVP



Power of Business Planning

Hosted by: UTRGV SBDC

When: April 19, 2023 2:00 PM

What: Do you have a business plan for your new or existing small business?

A business plan shares who you are as a business, what you are selling; how you will get your products/services to market; who is your target market and how you will reach them; how much capital it takes to launch or expand; and how much profit you can make.

RSVP



Payroll Compliance

Hosted by: UTRGV SBDC

When: APRIL 27, 2023 10:00 AM

What: Are you planning to hire employees?

Hiring employees involves more than just signing a paycheck. Before hiring employees, business owners must understand and prepare for the additional obligations that come with being an employer. This workshop sheds light on the compliance requirements of payroll.

MEMBER & COMMUNITY NEWS



Edinburg Music Fest
APRIL 15, 2023

TEXAS FOLKLIFE'S BIG SQUEEZE 2 PM - 5 PM
 CONJUNTO SEMI-FINALS | GRUPO AZIDO

CONCERT 6 PM - 11 PM
FRUTTY VILLAREAL **JERRY ALVAREZ & DANIELLA RAMIREZ**
GRUPO SOLIDO **LITTLE JOE Y LA FAMILIA**

PROMENADE PARK AMPHITHEATER | 201 W. McIntyre St. Edinburg, Texas
MUSIC · FOOD · DRINKS · VENDORS & MUCH MORE

FREE TO THE PUBLIC | **VIP TABLES AVAILABLE**
edinburgarts.com/viptables

For more information, visit EdinburgArts.com or call 956.383.6246

Edinburg Music Fest Set for April 15.

The Museum of South Texas History and Texas Folklife are excited to partner with the City of Edinburg to present the annual Edinburg Music Festival on April 15th, 2023. This year's festival will take place at the Edinburg Promenade Park Amphitheater located at 201 W. McIntyre and promises to be a fantastic day filled with music, dance, food, and fun for the whole family.

The Edinburg Music Festival will feature various local bands, carnival rides, folkloric and dance performances, food trucks, crafts, children's activities, an animal petting zoo/exhibits, and more. This year, Texas Folklife will host the annual Big Squeeze, an accordion semi finals competition, from 3 p.m. to 5 p.m., followed by the Edinburg Music Festival concert from 6 p.m. to 11 p.m. The concert is free and open to the public but V.I.P. tables are available for purchase at edinburgarts.com/viptables.

The concert lineup for the Edinburg Music Festival will include Frutty Villareal y Los Mavericks with their "Homenaje a Las Leyendas", Jerry Alvarez & Danielle Ramirez, Grupo Solido, and headliner, Little Joe y la Familia. The festival is a wonderful opportunity for the community to come together and celebrate the rich cultural heritage of Texas and the RGV.

Vendors interested in participating in the Edinburg Music Festival can apply at edinburgarts.com/vendors. We welcome various vendors selling art, crafts, food, and other items. This is an excellent opportunity to showcase their business and connect with the community.

For more information about the Edinburg Music Festival, please visit edinburgarts.com or contact the Cultural Arts Division at 956-383-6246 or arts@cityofedinburg.com.



Edinburg to host the Vietnam Veterans Memorial Wall

The University of Texas – Rio Grande Valley in conjunction with the City of Edinburg will host the 375-foot-long replica of the Vietnam Veterans Memorial Wall also known as “The Wall That Heals” on April 20-23, 2023 at the Ebony Hills Golf Course.

The Vietnam Veterans Memorial Fund (VVMF) recently chose the City of Edinburg as a stop on the national 2023 tour which includes the replica wall and a mobile Education Center exhibit that tells the story of the Vietnam War, The Wall and the era surrounding the conflict. The free exhibit is designed to put American experiences in Vietnam in a historical and cultural context.

“The University of Texas Rio Grande Valley is honored to have been selected to host this very special exhibit in partnership with the City of Edinburg,” said Dr. Jeffrey Ward, dean of the UTRGV College of Fine Arts. “At UTRGV, we honor our service members and veterans, including those who have made the ultimate sacrifice.”

The exhibit will also feature a photo display dedicated to “Hometown Heroes” – service members whose names are on The Wall who list their home of record within the area of a visit.

The digital photo displays Vietnam veterans from the local area honored through the VVMF’s In Memory program, which honors veterans who returned home from Vietnam and later died. In addition, the exhibit will feature video displays that teach about the history and impact of The Wall; educational exhibits told through items representative of those left at The Wall in Washington, D.C.; a replica of the “In Memory” plaque; a map of Vietnam, and a chronological overview of the Vietnam War.

For more information on the exhibit or to volunteer to assist with the set-up and tear down of the Wall That Heals or to serve throughout the four-day event, contact the Dustin M. Sekula Memorial Library at 956-383-6246 or visit www.cityofedinburg.com/wallthatheals



Museum of South Texas History Celebrates Texas Music Folklife

The Museum of South Texas History welcomes musician Veronique Medrano and Executive Director of Texas Folklife Charlie Lockwood to the Sunday Speaker Series presentation titled "Accordion Para Todos: How We Celebrate Texas Folk Music" at 2 p.m. on April 16.

The power of preserving South Texas culture is through playing conjunto and Tejano music, which can be passed down through generations. Medrano and Lockwood will discuss the importance of cultural representation through the active creation of music. Medrano will also share "Papito and The Squeezbox," a children's book that celebrates the curiosity of children picking up sounds and culture at an early age. Copies of the book will be sold at the Museum Store.

Medrano, a Mexican American, seamlessly presents country, rockabilly and americana with Tejano, Latin pop, salsa, reggaeton, merengue, cumbia and Spanish folk/ranchero. She has self-produced three albums and two EPs since 2017, yielding glowing reviews from Grammy.com, Nashville Scene and Texas Monthly. Medrano earned a master's degree in information sciences for archiving and preservation from the University of North Texas. Currently she hosts the "Accordion 2 Me" podcast.

Lockwood, a native Texan, has a decade of experience as a nonprofit arts administrator and public folklorist. He earned a master's degree in ethnomusicology from UC Santa Barbara, where he played the oud with the UCSB Middle East Ensemble and did research with the Mardi Gras Indians of New Orleans. Currently he serves as the executive director of Texas Folklife, the National Endowment for the Arts state-designated folklife program of Texas. Over the last several years Lockwood has spearheaded programs focusing on the intersections of folk and traditional arts and health.



This program is made possible by the generous support from the Carmen C. Guerra Endowment. Mrs. Guerra was committed to educational causes in the Rio Grande Valley. This named endowment was created by her family to honor her memory and to continue providing educational opportunities for the community.

HIRING EVENT
TROPICAL SOLUTIONS EDINBURG
1122 W. University Dr.,
Edinburg, TX 78539
April 11, 2023
9:00am to 3:00pm
Apply at workintexas.com
30415924557
<https://tinyurl.com/2ddoamma>

NOW HIRING

- Billing Specialist
- Case Manager
- Certified Medical Assistant
- Clerk
- Controller
- Driver
- Family Partner
- Fleet Technician
- HR Generalist (Interviewer)
- Asset Manager

EARTH DAY MARKET & Community Workout
Hosted by:
HARDKNOX
STRENGTH & PERFORMANCE
1505 S. McCall Rd., Edinburg, TX 78539

22 April
10 am - 2 pm

Invest in our planet & your wellness!

Shopping | Food | Music
Come support local businesses!
Earth Day Friendly Vendors & More
Holistic Wellness Products
Fitness
Vintage Clothing
Plants
Natural & Organic
Upcycled, Repurposed, Sustainable
Artisans
Handcrafted Items

PRESENTED BY HACIENDA FORD
SATURDAY APRIL 15TH, 2023
10AM - 2PM 2010 W UNIVERSITY DR. EDINBURG, TX 78539

MUSTANG STAMPEDE & ALL FORD SHOW

ALL FORD VEHICLES ARE WELCOME
REGISTRATION IS FREE

TO SIGN UP SCAN THE QR CODE

AWARDS, ART, FOOD, MUSIC, AND VENDORS OPEN TO THE PUBLIC

Come Learn About Your Health Care Options

Join us for a Health Fair Event
Wednesday April 26th, 2023
09:00 a.m. - 11:00 a.m.
WellMed at Edinburg
1517 S. McCall Rd
Edinburg, TX 78539

Come hear how we help keep patients healthy by providing focused attention, spending quality time with our patients, and practicing prevention.

- Join in on the activities
- Bring a Medicare-eligible friend
- Complimentary goodie bag*

For more information call:
(956) 381-5300

The respect and care you deserve.
Find out how to get healthier today!

WELLMED®

EDINBURG CHAMBER OF COMMERCE
Phone: (956) 383-4974
602 W. University Dr.
Edinburg, TX 78539

Visit Us Now

Keep in Touch!




THE OFFICIAL NEWSLETTER OF THE

EDINBURG

CHAMBER OF COMMERCE

MOVE YOUR BUSINESS FORWARD

 **JOIN US AT OUR NEXT EVENT!**



EDINBURG CHAMBER NEWS



Edinburg Chamber to Host Art of Marketing Workshop for Local Business Owners

The Edinburg Chamber of Commerce is pleased to announce that it will be hosting a marketing workshop for local business owners on April 19, 2023. The workshop will be held at the Chamber's office located at 602 W University Dr, Edinburg, TX 78539.

The workshop, titled "Art of Marketing" will cover various topics related to marketing, including identification of target market, pricing strategy, and much more. The workshop will be led by Marivel Mata, Senior Business Advisor at the UTRGV SBDC and will help businesses improve their marketing efforts.

"We're excited to offer this workshop to local business owners," said Ronnie Larralde, Executive Director of the Edinburg Chamber of Commerce. "Marketing is an essential part of any business, and we want to help our members improve their

marketing strategies so that they can grow and succeed."

The workshop will run from 8:30 A.M. to 10:30 A.M. and will include a Q&A session where attendees can ask the presenters any questions they may have. Light refreshments will also be provided.

The Edinburg Chamber of Commerce is committed to supporting local businesses and helping them thrive in the community. This workshop is just one of the many initiatives that the Chamber has launched to support its members.

Registration for the workshop is now open, and interested business owners can register online on the Chamber's website or by calling the Chamber's office at (956) 383-4974. Space is limited, so interested attendees are encouraged to register early to secure their spot.

For more information about the workshop or the Edinburg Chamber of Commerce, please visit www.edinburg.com

RSVP



Leadership Edinburg to Host Kentucky Derby-themed Fundraiser for American Legion Post 408

Leadership Edinburg Class XXXIV is proud to announce its upcoming Kentucky Derby-themed fundraiser "Derby at the Depot" to be held on Saturday, May 6th, from 2:30-6:00 PM at the Historic Edinburg Chamber Depot, 602 W. University Dr. This event will benefit Leadership Edinburg's fundraising efforts to beautify and restore the façade of the American Legion Post 408 for our veterans.

The event promises to be an exciting and entertaining afternoon, with a Kentucky Derby theme that will transport guests to the world-famous horse race. Attendees are encouraged to dress in their finest Derby attire, with prizes being awarded for the best-dressed male and female.

The fundraiser will feature a live screening of the Kentucky Derby, along with a silent auction, raffle, and live music. Guests will also enjoy delicious food and drinks, including traditional Mint Juleps.

"The Legion offers services and programs to help members and their families during times of need with health, insurance, and well-being.," said Carlos Garza, Leadership Edinburg's Class Co-Liaisons. "We invite everyone to join us for an afternoon of fun, while also supporting a worthy cause."

Tickets are available now and can be purchased for \$75 per person or \$100 per couple. Sponsorship opportunities are also available, with all proceeds going towards the restoration and beautification of the American Legion Post 408. For more information or to purchase tickets, please call (956) 381-2444 or email leadershipedinburg34@gmail.com.



SOURCE: By **Francisco E. Jimenez - The Monitor** - April 13, 2023

Rep. De La Cruz highlights Edinburg chamber luncheon

U.S. Rep. Monica De La Cruz highlighted the Edinburg Chamber of Commerce quarterly Public Affairs Luncheon on Thursday morning, addressing an engaged crowd of local business leaders.

De La Cruz, the first Latina and Republican to represent Texas's 15th District, served as the guest speaker and drew support from many in attendance for her local ties to the community.

"We were happy to have Congresswoman Monica De La Cruz come out and do one of her first congressional addresses," Edinburg Chamber of Commerce Executive Director Ronnie Larralde said. "You know, since being elected, we're proud to say that she's an Edinburg resident and she's also a Leadership Edinburg graduate, which is one of the programs that we have that's part of our chamber of commerce that helps create leaders and kind of gives them a roundabout knowledge of our city."

Larralde said that he hoped that people in the business community and in attendance would have an opportunity to network with the congresswoman and learn about some of the policies that she is putting special emphasis on.

"She's hit the ground running, and we're excited to work with her," Larralde said. "Everyone here just wants a better Edinburg — wants a better South Texas. So that's kind of what we're at."

De La Cruz made good on Larralde's wishes, speaking to the crowd for over 20 minutes about her accomplishments since taking office and the goals she has in mind, as well as taking the time to chat and pose for photos with just about everyone in attendance.

"South Texas in the Rio Grande Valley really means a lot to me, and I'll share with you that along that journey came the opportunity to get active in the Edinburg chamber," De La Cruz said. "I want to share with you how much I love the Edinburg chamber and how much I appreciate all that chambers do for you, because it is through Edinburg chamber that I

actually joined the Edinburg leadership and started my journey there in really looking at the opportunities for leading in a political way.”

She voiced her desire to be representative to the needs of local farmers and ranchers through her support of the 2023 Farm Bill, as well as her support for the Lower Energy Costs Act....

Read Full Story

Rewatch Event



RGV Tours Celebrate Opening of Its New Headquarters

Congratulation **RGV Tours** on your ribbon cutting celebrating the opening of your new headquarters facility! If you want to make unforgettable memories with your friends or family, RGV Tours promises an experience that's as reliable as it is remarkable. With an easy booking process and flexible payment options for trips throughout the United States. Learn more at <https://www.rgvtours.com/>



Happy Tax Returns Host QuickBooks Training

Thank you Happy Tax Returns for hosting a QuickBooks Online training event for our members. This event helped small business owners understand and utilize the QuickBooks Online platform. For more upcoming seminars and training visit <https://edinburg.com/event-calender/>

Stripes Opens North Edinburg Location

Congratulations to Stripes on your ribbon-cutting ceremony! It's great to see your expansion to north Edinburg! We wish you all the best in this new endeavor. Here's to many more years of success. The new gas station is located on 3701 I-69C Edinburg, TX 78541



Congresswoman Monica De La Cruz Opens McAllen District Office

On Tuesday, the Chambers of Commerce from McAllen, Edinburg, Pharr, and Greater Mission, along with the RGV Hispanic Chamber, held ribbon-cutting ceremonies for the grand opening of Congresswoman Monica De La Cruz, McAllen District Office. Several area elected officials also attended. This event showcased my commitment to constituent service in TX-15. "I am proud to have established a new location to meet the needs of South Texans. And I thank everyone who participated in this beautiful event."

If you need assistance with federal issues, from filing for VA benefits to securing social security payments, the De La Cruz team is here to help. Please don't hesitate to contact their office if you have any questions.

- Washington, D.C. Office: (202) 225-9901
- McAllen Office: (956) 800-6069
- Seguin Office: (830) 463-0800
- Online: DeLaCruz.house.gov

UPCOMING CHAMBER EVENTS



WEBINARS & SEMINARS

CO

by U.S. CHAMBER OF COMMERCE



Strategy Studio **Special Edition**
Small Business Day
May 4, 2023

Register Now



Monte Durham
Founder
Salon MONTE

Small Business Day

Hosted by: U.S. Chamber of Commerce

Join us **Thursday, May 4th at 1:00 pm ET** for a special edition episode of **CO— Strategy Studio: Small Business Day**. In this special hour-long program designed specifically for small business owners, you will hear from experts sharing their insights and expertise on today's most pressing topics for small business owners.

Register Now



Power of Business Planning

Hosted by: UTRGV SBDC

When: April 19, 2023 2:00 PM

What: Do you have a business plan for your new or existing small business?

A business plan shares who you are as a business, what you are selling; how you will get your products/services to market; who is your target market and how you will reach them; how much capital it takes to launch or expand; and how much profit you can make.

RSVP



Payroll Compliance

Hosted by: UTRGV SBDC

When: APRIL 27, 2023 10:00 AM

What: Are you planning to hire employees?

Hiring employees involves more than just signing a paycheck. Before hiring employees, business owners must understand and prepare for the additional obligations that come with being an employer. This workshop sheds light on the compliance requirements of payroll.

RSVP



UT RIO
GRANDE
VALLEY

ART OF MARKETING

Do you have a marketing plan for your business? This session will help new and existing businesses with critical information to create or refresh their marketing goals and objectives.

Session highlights:

- Understanding the 7 Steps of the Marketing Process
- Identifying Your Target Market
- Determining Your Pricing Strategy
- Creating Customer Awareness
- And much more!

Presented by



Marivel Mata, Senior Business Advisor
UTRGV SBDC

In Partnership With



UTRGV is a Proud Member of the Texas South-Western SBDC Network.
Funded in part through the State of Texas and a Cooperative Agreement with the U.S. Small Business Administration.
Reasonable accommodations for persons with disabilities or limited English proficiency will be made if requested at least two weeks in advance by calling the UTRGV SBDC at 956.665.7535. Assistance for the hearing impaired can be attained by calling the TDD line at 1-866-410-5787 or 1-866-327-8877.

DATE

April 19, 2023

TIME

8:30am–10:30am CST

COST

None

PLACE

Edinburg Chamber
of Commerce

REGISTRATION

[Sign Up Here!](#)

UTRGV.EDU/SBDC

RSVP

MEMBER & COMMUNITY NEWS



DOE director of Economic Impact and Diversity delivers keynote at UTRGV

SOURCE: UTRGV THE NEWSROOM

RIO GRANDE VALLEY, TEXAS – APRIL 14, 2023 – On Wednesday, April 12, The Honorable Shalanda H. Baker, director of the U.S. Department of Energy's Office of Economic Impact and Diversity and the Secretarial Advisor on Equity, visited UTRGV to deliver a keynote address on energy justice.

The event, held on the Edinburg Campus, convened more than 130 UTRGV students, faculty and staff eager to learn about the DOE's efforts through the Justice 40 Initiative to advance racial equity, support underserved communities and achieve a just and equitable energy future.

Established by an Executive Order by President Biden, the Justice 40 initiative is charged with making sure 40 percent of the overall benefits of certain federal investments flow to disadvantaged communities that are marginalized, underserved and overburdened by pollution.

The event marked the launch of the DOE Road to Energy Justice, a series of visits to communities across the Rio Grande Valley from Edinburg to Brownsville to Corpus Christi to share DOE funding and engagement opportunities with communities that need it most.

"Today we are kicking off the DOE Road to Energy Justice Tour, right here in the Rio Grande Valley at UTRGV," Baker said. "But why Texas?"

"Because Texas leads energy production; 25 percent of the country's domestic energy production comes from Texas, and much of this is concentrated in this area," she said.

The Rio Grande Valley in many ways is "the heart and soul of the fossil fuel production that we see in this country," Baker said.

[READ FULL STORY...](#)



Support our heartworm positive pets!

Give a Heart
Art Auction April 24th - 28th



PALM VALLEY
ANIMAL SOCIETY

[Learn More](#)



UTRGV Athletics and 5x5 Brewing Create Los Vaqueros Beer

The University of Texas Rio Grande Valley (UTRGV) Department of Intercollegiate Athletics and 5x5 Brewing Co. announced on Wednesday the creation of Los Vaqueros beer, a blood orange kölsch style ale that will soon be available in local stores and restaurants as well as UTRGV Athletics events at which alcohol is served.

Los Vaqueros is expected to be available at UTRGV baseball's final home series, May 12-14 against Grand Canyon at UTRGV Baseball Stadium. 5x5 Brewing Co. will host a tailgate party to introduce the new beer to fans before the May 12 game starting at 4 p.m. The game starts at 6:30 p.m.

"This is an incredible opportunity to spread the Vaqueros brand throughout the Valley in a unique way," UTRGV Vice President & Director of Athletics **Chasse Conque** said. "We are grateful for our partnership with 5x5 Brewing to develop and market Los Vaqueros."

Los Vaqueros will also be available in branded cans in most Rio Grande Valley H-E-B, Specs, Total Wine & More, and El Tigre locations. A complete list of restaurants serving Los Vaqueros using a branded tap is still being compiled. Any restaurants that want to request Los Vaqueros can do so by ordering through L&F Distributors.


"We are proud to be a small part of UTRGV Athletics putting the Valley on the map," 5x5 Brewing Co. Director of Operations and Owner **George Rice** said. "We believe that beer should be exciting, and right now, there is a lot to be excited about with UTRGV Athletics."

5x5 Brewing Co. is owned by 6 United States military veterans: George Rice (Army), Ray Franklin (Army), Juan "Chuy" Hinojosa (Marine Corps.), Jorge Gonzalez (Marine Corps), Sean Downey (Marine Corps), and Alex Gelman (Navy).

This veteran-owned and operated brewery found its origins in the heart of Mission and quickly spread throughout the Rio Grande Valley. The brewery's primary focus is to provide a community for veterans, service men and women, and their families who love to drink beer as a way to connect with one another.

5x5 Brewing Co. – Battle Born, Texas Made!

UTRGV & The City of Edinburg Present



THE WALL THAT HEALS
VIETNAM VETERANS MEMORIAL REPLICA & MOBILE EDUCATION CENTER
A PROGRAM OF THE VIETNAM VETERANS MEMORIAL FUND
FOUNDERS OF THE WALL

JOIN US
WEAR RED, WHITE & BLUE
BRING YOUR FLAGS!

WELCOME THE VIETNAM VETERANS MEMORIAL:
THE WALL THAT HEALS
APRIL 18, 2023 · 11:30 AM - 12 Noon
Down Closner Blvd. from Montecristo Rd. to Mark Peña Dr.

For more information or to volunteer/assist: cityofedinburg.com/wallthatheals/
or call: 956-383-6246

UTRGV & The City of Edinburg Present



THE WALL THAT HEALS
VIETNAM VETERANS MEMORIAL REPLICA & MOBILE EDUCATION CENTER
A PROGRAM OF THE VIETNAM VETERANS MEMORIAL FUND
FOUNDERS OF THE WALL

APRIL 20th, 2023 | 10 AM

Welcome Ceremony
Ebony Hills Golf Course
Freddy Gonzalez Dr & 9th Avenue Edinburg, Texas

Includes Reading of the Name of the Fallen Heroes of Brooks, Cameron, Hidalgo, Starr & Willacy County

For more information or to volunteer/assist: cityofedinburg.com/wallthatheals/
or call: 956-383-6246

EARTH DAY MARKET

& Community Workout!

22 April
10 am-2 pm

Hosted by:

HARDKNOX
STRENGTH & PERFORMANCE
1505 S. McCall Rd., Edinburg, TX 78539

Anthony Espinoza
Texas Realtor
ethaninvests@att.net

**Invest in our planet
& your wellness!**

Shopping | Food | Music
Come support local businesses!

Earth Day Friendly Vendors & More
Holistic Wellness Products
Fitness
Vintage Clothing
Plants
Natural & Organic
Upcycled, Repurposed, Sustainable
Artisans
Handcrafted Items

Thrive
Curated Markets

Thrive.Markets

NIKE BASKETBALL CAMP

AT DHR HEALTH SPORTS CENTER,
VIPERS PRACTICE FACILITY

**JUNE 27-30
AUGUST 7-10**

AGE GROUP: 7-16
GENDER: CO-ED

US SPORTS CAMPS

VIPERS

Register Now

Bark in the Park

UTRGV vs ABILENE CHRISTIAN
SATURDAY, APRIL 22
UTRGV BASEBALL STADIUM

FREE DOGGIE BANDANAS TO THE FIRST 200 FUR FANS

UTRGV

Tickets On Sale Now!!
Come out and enjoy a lovely evening of
dinner, music and dancing!!

Mariachi Nueva Tradición
(956)455-8235

Nuestras Raíces
Abril, 29, 2023 | 7:00 p.m.
Nana's Taqueria
1802 S International Blvd., Weslaco, TX 78596
https://www.eventbrite.com/venues/nana-s-taqueria-tickets-202308198247

A Celebration of our Culture & Heritage!!



Come Learn About Your Health Care Options

Join us for a Health Fair Event

Wednesday, April 26th, 2023
09:00 a.m. - 11:00 a.m.

WellMed at Edinburg
1517 S McColl Rd
Edinburg, TX 78539

Come hear how we help keep patients healthy by providing focused attention, spending quality time with our patients, and practicing prevention.

- Join in on the activities
- Bring a Medicare-eligible friend
- Complimentary goodie bag*

For more information call:
(956) 381-5300

The respect and care you deserve.
Find out how to get healthier today!



*Eligible for a free drawing and prizes with no obligation.

This event is for educational purposes only. For accommodations of persons with special needs: at meetings call TTY 711.

The stock image is being used for illustrative purposes only.

The company does not discriminate on the basis of race, color, national origin, sex, age, or disability in its health programs and activities. We provide free services to help you communicate with us such as letters in other languages or large print. Or you can ask for an interpreter. To ask for help, please call 888-781-WELL (9355). ATENCIÓN: Si habla español (Spanish), hay servicios de asistencia de idiomas, sin cargo, a su disposición. Llame al 888-781-WELL (9355). 請注意: 如果您說中文 (Chinese), 我們免費為您提供語言協助服務。請致電: 888-781-WELL (9355)。

22_1304_WMLFLY_HEALTH OPTIONS_RGV_ILL_008022

THE CITY OF
Edinburg

EXTENDED THROUGH MAY 31ST

Amnesty Program
Feb. 14 - March 31

Failure to appear charges will be waived for those who come in voluntarily.

PRESENTED BY:
Jack in the box

GAME 6

RGV FC TOROS **VS** **MEMPHIS FC**

SATURDAY, APRIL 22 | 7:00PM

USL ★

THE OFFICIAL NEWSLETTER OF THE



MOVE YOUR BUSINESS FORWARD



JOIN US AT OUR
NEXT EVENT!



FOLLOW US ON OUR SOCIALS

@EDINBURGCHAMBER

EDINBURG CHAMBER NEWS



Cinco De Mayo Business Mixer To Be Hosted In Edinburg

The Edinburg Chamber of Commerce is proud to announce its upcoming business networking mixer, sponsored by Texas Regional Bank. The event is set to take place on Thursday, May 4, 2023, from 4:30 PM to 7:00 PM at the Texas Regional Bank, located at 4925 S McColl Rd, Edinburg, TX 78539.

The business networking mixer is an excellent opportunity for local business owners, entrepreneurs, and professionals to connect and network with like-minded individuals in the Edinburg area. The event aims to bring together the local business community, providing a space for attendees to share ideas, collaborate, and create valuable connections.

"We're excited to host this event in partnership with Texas Regional Bank," said Ronnie Larralde, Executive Director of the Edinburg Chamber of Commerce. "Our goal is to help local businesses grow and succeed, and this mixer is an excellent way to facilitate that."

Texas Regional Bank has been a vital partner of the Edinburg Chamber of Commerce for many years and supporter to local businesses. The bank's sponsorship of the business networking mixer highlights its commitment to the local business community.

The business networking mixer is open to both chamber members and non-members. Attendees will have the opportunity to meet and network with other professionals, enjoy complimentary appetizers, and have a chance to win door prizes.

Registration for the event is open and available on the Edinburg Chamber of Commerce website www.edinburg.com

For more information about the business networking mixer, please contact the Edinburg Chamber of Commerce at (956) 383-4974.

RSVP

Edinburg EDC to host Retail Roundtable

Brokers, retailers, and developers invited to join

As Edinburg continues its explosive growth, the demand from its citizens for more services and shopping options expands as well. The Edinburg City Council and Edinburg Economic

Development Corporation (EDC) recognize that one aspect of a better quality of life is more retail choices. A special retail development roundtable discussion will be held **Friday, April 28**, to identify those needs and opportunities in the retail sector.

Developers, real estate brokers and agents, and investors are invited to join the event to explore all the opportunities available for retail growth and community development. In May, more than 27,000 members of the International Council of Shopping Centers will meet in Las Vegas to promote their properties, services, and needs to fellow brokers, retailers, and developers. Edinburg EDC will be one of 750 companies exhibiting at the show known as ICSC Las Vegas.



The roundtable discussion will help the EDC gather information and best present all the assets and opportunities that Edinburg has to offer. Landowners, developers, and real estate agents who have retail space or land available for retail development can use this opportunity to showcase their properties and provide the EDC with pertinent information so that the properties can then be promoted to patrons at the ICSC Las Vegas show.

Those interested in attending the retail roundtable are encouraged to submit their retail property information to the Edinburg EDC as soon as possible by emailing packets, brochures, and other material to raudel@edinburgedc.com. They can then attend the roundtable to review the information with other stakeholders in the retail business industry. Due to limited seating, participants are asked to confirm their attendance. For more information or to **RSVP for the roundtable, please call (956) 388-8914.**



Leadership Edinburg to Host Kentucky Derby-themed Fundraiser for American Legion Post 408

Leadership Edinburg Class XXXIV is proud to announce its upcoming Kentucky Derby-themed fundraiser "Derby at the Depot" to be held on Saturday, May 6th, from 2:30-6:00 PM at the Historic Edinburg Chamber Depot, 602 W. University Dr. This event will benefit Leadership Edinburg's fundraising efforts to beautify and restore the façade of the American Legion Post 408 for our veterans.

The event promises to be an exciting and entertaining afternoon, with a Kentucky Derby theme that will transport guests to the world-famous horse race. Attendees are encouraged to dress in their finest Derby attire, with prizes being awarded for the best-dressed male and female. The fundraiser will feature a live screening of the Kentucky Derby, along with a silent auction, raffle, and live music. Guests will also enjoy delicious food and drinks, including traditional Mint Juleps.

"The Legion offers services and programs to help members and their families during times of need with health, insurance, and well-being.," said Carlos Garza, Leadership Edinburg's Class Co-Liaisons. "We invite everyone to join us for an afternoon of fun, while also supporting a worthy cause."

Tickets are available now and can be purchased for \$75 per person or \$100 per couple. Sponsorship opportunities are also available, with all proceeds going towards the restoration and beautification of the American Legion Post 408. For more information or to purchase tickets, please call (956) 381-2444 or email leadershipedinburg34@gmail.com.

[Get Tickets](#)



WELCOME
NEW MEMBERS



VISIT WWW.EDINBURG.COM FOR A
FULL LIST OF CHAMBER MEMBERS



Edinburg, TX hosted "Wall That Heals" over the weekend

The City of Edinburg and UTRGV held a welcome ceremony for a 375-foot-long replica of the Vietnam Veterans Memorial Wall also known as "The Wall That Heals". The City of Edinburg was chosen as a stop on the national 2023 tour which includes the replica wall and a mobile Education Center exhibit that tells the story of the Vietnam War, The Wall and the era surrounding the conflict. The free exhibit is designed to put American experiences in Vietnam in a historical and cultural context.



L.E. Class XXXIV Completes Criminal Justice Session

The Leadership Edinburg Class XXXIV attended their Criminal Justice session by touring the Texas Department of Public Safety Aircraft Operations Division. The session's objective was to learn about certain divisions of Edinburg's criminal justice system and discuss current events linked to the system. The LE Class heard from law enforcement experts and leaders who impact and protect the lives of Edinburg and the Rio Grande Valley citizens daily. Learn more about the Leadership Edinburg program by visiting <http://ow.ly/fXQJ50NNpgr>

UPCOMING CHAMBER EVENTS



RSVP



[Get Tickets](#)

WEBINARS & SEMINARS

Payroll Compliance

Hosted by: UTRGV SBDC

When: APRIL 27, 2023 10:00 AM

What: Are you planning to hire employees?

Hiring employees involves more than just signing a paycheck. Before hiring employees, business owners must understand and prepare for the additional obligations that come with being an employer. This workshop sheds light on the compliance requirements of payroll.



[RSVP](#)



Small Business Day



IRS New Entrepreneur Program

Hosted by: Small Business Majority & IRS

Build a strong foundation for your startup with this webinar hosted by [Small Business Majority](#). [IRS](#)

Hosted by: U.S. Chamber of Commerce
Join us **Thursday, May 4th at 1:00 pm ET** for a special edition episode of **CO—Strategy Studio: Small Business Day**. In this special hour-long program designed specifically for small business owners, you will hear from experts sharing their insights and expertise on today's most pressing topics for small business owners.

[Register Now](#)

Communications and Senior Stakeholder Liaison Tammy Gay will explore business entities, recordkeeping, taxes, and more. Along with tips and resource recommendations, this event features a question-and-answer session, allowing you to ask business startup and tax questions. The IRS New Entrepreneur Program begins Thursday, May 4, at 9 am CT. [Reserve your spot here.](#)

[Register Now](#)

MEMBER & COMMUNITY NEWS



[View Available Dogs](#)

Palm Valley's Yappy Hour

Looking for a way to reward yourself after a long day at the office? Join PVAS for our latest fee-waived adoption special, and pick out your next best friend! For one week only, all dog adoption fees will be entirely waived during Palm Valley's Yappy Hour, Monday - Thursday from 5 pm - 7 pm. Don't forget to bring your IDs for this BYODH (Bring Your Own Dog Home) event!

While all dog adoption fees will be waived during Yappy Hour, any pet that has been with PVAS for longer than 30 days always has a waived adoption fee! Click the link below to view all adoptable dogs in our care.

Discovery School Fundraiser

And we are LIVE, it's time to place those bids and help support The Discovery School by bidding on our curated silent auction items. Happy Bidding

[Participate Now](#)

★ SILENT AUCTION: HOW TO
SPRING GALA
A NIGHT AT THE OSCARS



STEP 1
Create a Log In by 4/29
www.32auctions.com



STEP 2
Share the excitement
& Tell a Friend!



STEP 3
Track your favorites;
happy bidding!

11 4

AUCTION ENDS: Saturday, April 29, 2023 at 10 PM
All proceeds benefit The Discovery School, a nonprofit 501(c)(3) organization.

Need NOT to be present to Win!



Come Learn About Your Health Care Options

Join us for a Health Fair Event

Wednesday, April 26th, 2023
09:00 a.m. - 11:00 a.m.

WellMed at Edinburg
1517 S McColl Rd
Edinburg, TX 78539

Come hear how we help keep patients healthy by providing focused attention, spending quality time with our patients, and practicing prevention.

- Join in on the activities
- Bring a Medicare-eligible friend
- Complimentary goodie bag*

For more information call:
(956) 381-5300

The respect and care you deserve.
Find out how to get healthier today!



*Eligible for a free drawing and prizes with no obligation.
This event is for educational purposes only. For accommodations of persons with special needs at meetings call: TTY 711.

The stock image is being used for illustrative purposes only.

The company does not discriminate on the basis of race, color, national origin, sex, age, or disability in its health programs and activities. We provide free services to help you communicate with us such as letters in other languages or large print. Or you can ask for an interpreter. To ask for help, please call (956) 381-5300. ATENCIÓN: Si habla español, llámenos. Hay servicios de asistencia de idiomas, sin cargo, a su disposición. Llame al (956) 381-5300. 請注意：如需要加中文（Chinese），我們免費為您提供有關協助服務。請電：(956) 381-5300。

22, 1504, UNIMED, HEALTH OPTIONS, RGV, IL, 000022

Came &

PRESENTED BY:

Toros, Tacos & Tequila

Friday 5 de Mayo 7:00PM



THE CITY OF
Edinburg
FIRE DEPARTMENT

EDINBURG FIRE DEPARTMENT
PUSH-IN CEREMONY


WEDNESDAY
APRIL 26 | 10 A.M.

212 W. McIntyre St.
Edinburg, TX 78541

You're invited!

   @cityofedinburg

MUSEUM OF SOUTH TEXAS HISTORY



Date: May 11, 2023

To: City of Edinburg

From: Museum of South Texas History

Re: Monthly Report

Herein is the report of work from the Museum of South Texas History, as broken down per division of work. The City of Edinburg invests in all areas of work of the museum, though Hotel and Occupancy Tax impact most directly and intensively the Communications, Community Engagement, Exhibits functions.

**STAFF ACTIVITY FOR
APRIL 2023
MAY REPORT**

COMMUNICATIONS

Submitted by Pamela Morales, Communications Officer, April 2023 for May 2023

Summary (4/28/2023)

Communications Team is currently working on creating graphics and marketing plan for the gold (title still pending) exhibit, scheduled the UTRGV American Sign Language students to record translations for Did You Know? video series, working with Community Engagement on programming such as the Mother's Day program, and marketing Pages of the Past book club.

CEO

- Tech support for April Monthly Board Meeting
- Tech support for several committee meetings
- Co-chaired a session titled "Museum Pláticas: Community Storytelling" during the Texas Association of Museums Conference in San Antonio
- Co-hosted a listening session with the National Museum of the American Latino onsite

Exhibits

- Promoted Borderlands-An Illustrated History by José Cisneros exhibit and promotional items on social media
- Promoted Furniture that Built the Valley exhibit on social media
- Ordered and printed text labels for Sgt. González exhibit

- Took photograph of Lillian Jones and museum staff with Tex Mex Underground Railroad quilt

Development

- Attend a Great Historical Shootout meeting and took photo of the committee
- Met with TACC on updates for exhibit updates and other programming related to Planet Texas 2050
- Sent Heritage Ranch Gala Thank You ad and text to SOCIALIFE

Community Engagement

- Promoted and recorded Sunday Speaker Series on April 16
- Took photographs and posted on social media of Sunday Speaker Series on April 16
- Finalized Did you Know? Edinburg Musicians video and sent to City of Edinburg
- Provided studio space to Texas Folklife to record oral history
- Took photos and posted on Facebook of ¡Cascarón! event on April 8
- Photo booth photographer and sold Polaroid prints for \$3
- Designed, ordered and placed (with help of part timers and volunteers) Vanguard Family Day performance schedules and map of event around museum grounds
- Created parking map for Vanguard Family Day volunteers
- Ordered and printed Vanguard Family Day performance schedule fliers and food vouchers from Region One Print Shop
- Contacted Teach for America, Engagement Zone and Edinburg High School for volunteer recruitment via email and text messages
- Managed volunteer and staff check in during Vanguard Family Day April 22
- Designed graphics for Mother's Day
- Promoted Mother's Day on social media
- Finalized Summer Saturdays at the Museum design
- Finalized draft design and text for Summer Saturdays at the Museum puzzles

Education

- Uploaded docent position on website
- Took photographs during Sgt González Letter Writing workshop on April 1

Collections

- Sent email reminders to Pages of the Past book club participants about upcoming meeting
- Set up Zoom for Pages of the Past book club

- Took photograph of book club group
- Met to discuss Preservation Week digital content

Communications

- Outreach at Big Squeeze Conjunto Semi-Final Competition
- Coordinated outreach with Dia de los Ninos event at the Dustin Sekula Memorial Library
- Coordinated KRGV Somos Noticias on ¡Cascarón!
- Coordinated and set up a/v equipment for Food Summit rental
- Coordinated and setup a/v equipment for Purses for Purposes rental
- Presented a two-hour workshop and one-hour session at the TAM 2023 Conference in San Antonio
- Finalized museum brochure with UTRGV art design student
- Sent reminders for Borderlines newsletter
- Posted 2 press releases on website
- Met with City of Edinburg to share calendar details
- Live streamed Museum Pláticas on YouTube and Facebook on April 19 and April 20
- Facebook viewership numbers (live and prerecorded): 365
- YouTube viewership numbers (live and prerecorded): 41

COLLECTIONS

Submitted by Kelly Francis-Love, archivist; Melissa Peña, collections and exhibits officer; Luna Galvan, registrar; and Susie Mathews, collections assistant (pt) April 2023 for May 2023 board meeting.

Acquisitions and loans—working with collections

Acquisitions received this month include a bibliography about King Ranch, donated by David Laughlin. A family tree of Amancio Garcia & Braulia Garza de Garcia and digital photos of the Garcia family, donated by Alicia Koenke. Research materials used by James A. Sandos to write his book “Rebellion in the Borderlands”, retrieved by Dr. Guajardo on his trip to meet Mr. Sandos in his California home.

The Bullock has requested a second outgoing loan with MOST and is currently being decided by our Collections department and James McReynolds, the Assistant Curator at Bullock. Possible items to be loaned for this request will revolve around ranching items; possibly the Casimiro Perez Alvarez collection.

Interpretation—bringing the collections to life

The Furniture that Built the Valley exhibit was on display for the entire month of April.

Patrons and public--serving the community

The Museum of South Texas History preserves and presents the borderland heritage of South Texas and northeastern Mexico...

Patrons this month researched the letters of William Chapman, who served during the Mexican American War. Rene Ballesteros, the Museum's Community Engagement Officer, performed research on migrant workers as well as conjunto musicians.

Kelly and Luna helped out during Vanguard Day. Melissa attended the TAM conference in Austin.

Planning and progress—using best practices for continual improvement

While new technology was put in the Packing Shed theater, Melissa and her two interns were able to run inventory and clean all the cases and large packing shed equipment. In Collection storage, Melissa continued to wax some of the wooden furniture to ensure its condition stays stable. All of this is being added to the CatalogIt database and a report will be run at the end of the year.

Volunteer Lisa Guerrero continues to assist in registration; she recently completed proofreading for oral history transcripts such as those acquired during the Natural Disaster collecting initiative with Planet Texas. With the assistance and supervision of Luna, she is learning to process a recent Val Ramirez donation received this year.

Summary

The donations received this month were all archives-related and include materials that will enhance the museum's Plan de San Diego collection. There was a lot of work done on preservation and inventory.

EDUCATION

April 22, Vanguard Academy Family Day

- Total attendance: 2,018 people
- Free books were provided to Vanguard to give out to children. Lisa Gorena, a former sales consultant for Follett Books, donated about 1,000 books for the museum to give to children

School tours

- Five different school districts attended the museum: Edinburg, Harlingen, La Villa, Sharyland, and Weslaco.
- Edinburg: 534 students
- Harlingen: 76 students
- La Villa: 43 students
- Sharyland: 140 students and 16 parents for a parental engagement program
- Weslaco: 9 students
- Included for April was two UTRGV classes and the Macedonian Christian Academy.
- UTRGV: 33 students

- Macedonian: 19 students
- A total of 870 students attended the museum for April

April 27, Dia de los Niños

- Osiel Uribe, Visitor services host, attended the Dia de los Niños festival at the Dustin Sekula Memorial Library in Edinburg.
- 200 people attended the event and about 80 “History of Me” activity books were handed out to children.

School Tours and Contracts

- The month of April 2023 brought a new challenge with state-mandated testing in our schools. Unfortunately, four schools selected to cancel museum visitation and focus on student tutorials. These schools have selected to visit the museum during the month of May. Only 965 students toured the museum in April. To date, **11,697 students** have visited the museum.

School Tours	#
Sept.-Dec.	4,634
Jan. 4-31	1,529
Feb.1-28	2,719
Mar.1-31	1,850
Apr.1-30	965
	11,697

- The education department continued to facilitate and promote school tours to include new agreements with La Villa ISD, Weslaco Macedonian Christian Academy, several IDEA schools in the lower and upper Rio Grande Valley, Harlingen CISD, UTRGV Early Education Dept.; and, Sharyland ISD.
- Continued to promote and extend invitations to retirees, retirement villages, book clubs, winter tourists, and area organizations.

Facilitated educational partnerships with Community Engagement and Edinburg CISD

- The Education Department facilitated and assisted with the management of docents and volunteers at the *Cascaron* Easter celebration and Vanguard Family Day.
- Planned and facilitated (with Dr. Francisco Guajardo) the fourth *ECISD Freddy Gonzalez’ letters” writing curriculum*. Approximately twenty-two middle school teachers and ECISD administrators attended the April 1st, Saturday workshop.

Community Engagement Report for April 2023

Sunday Speaker Series:

- Musician and archivist, Veronique Medrano and, Executive Director of Texas Folklife, Charlie Lockwood presented “Accordion Para Todos: How We Celebrate Texas Folk Music” on April 16.

Big Squeeze Conjunto Semi-Finals at the Edinburg Music Fest:

- Coordinated with Texas Folklife and the City of Edinburg Cultural Arts Department to co-host a youth accordion competition on Saturday, April 15.
 - Wrote and researched script to produce “Did You Know?” museum video with museum Communications Department. The video was premiered at

¡Cascarón! Easter Event:

- Coordinated museum team to host the ¡Cascarón! Easter Event on Saturday, April 8. The event featured a photo booth, children’s crafts, make your own cascarones, an egg hunt and free face painting.

Vanguard Family Day:

- Oversaw Vanguard Family Day as project manager. Duties include:
 - Coordinating museum staff and volunteers.
 - Communicating with multiple Vanguard ISD departments.
 - Managed all third-party contracts and invoices.
 - Coordinated media products with museum Communications staff.
 - Educational activities with museum staff.
 - Hospitality services coordinated with museum staff.
 - Event setup planning and supervision with museum facilities staff.
 - Coordinated event parking with Hidalgo County staff.

Outreach and Community Engagement:

- Attended the Texas Association of Museum’s annual conference in San Antonio, Texas.
 - René Ballesteros served as a Meeting Committee member and conference photographer which included taking photos, editing and sharing with the TAM staff and committee.
- René Ballesteros attended the American Association of State and Local History Educators and Interpreters Committee meeting.

- Continued serving on the Resources & Toolkits Subcommittee.
- René Ballesteros attended the keynote presentation “Energy Justice and Justice40: Made for this Moment” by the United States Department of Energy director of the Office of Economic Impact and Diversity Shalanda Baker on April 12 at the University of Texas Rio Grande Valley.
- René Ballesteros was appointed to the Hidalgo County Historical Commission’s publicity team as a committee member.
- René Ballesteros conducted research in the museum archives as part of his Latinos in Heritage Conservation graduate student fellowship.

General Duties and Team Projects:

- Wrote and submitted programming content for museum newsletter.
- Continued planning of 2023 Planet Texas programming with museum staff.
- Worked as front desk host for the Pages of the Past Book Club meeting.
- Coordinated Community Board questions and conducted data entry with the help of museum staff.
- Coordinated Museum Studies student workers for the 2023 Fall semester.
- Submitted press releases for all programs to the museum’s Communications staff.
- Coordinated costume room, hands on materials and events materials storage.
- Attended weekly staff meetings and strategic planning meetings.

Visitor Comments: Submitted by Visitor Services Host, Osiel Uribe

- John & Peggy Verbakel from Ontario, Canada said: “Wonderful Museum, very knowledgeable.” This was their first time visiting the museum.
- “Can you have things in gift store will be a good memory where we were,” said Daniel Ibarra. They are from Guadalajara, Jalisco Mex. And was their first time visiting the museum.
- Joel & Barb Thompson said: “Great Museum, very informative – great layout.” They are from Brookville, IN.
- Alma Balderas from Edinburg, Tx said: “Wow! Very interesting museum. Lived here all my life and first time visiting. Very proud of this place!”
- Ruben Arenas from Edinburg said: Muy bonito museo. He venido otras veces. Preservar el pasado es motivo de orgullo.” (Translation: Very beautiful museum. I have been here several times. Preserving the past is a source of pride.)

Facilities & Security April 2023

Summary:

The following facility related activities were performed in January: ADT Fire Systems troubleshoot service for fire alarm panel (continues at a slow pace). Coordinating with ADT on a future planned phase for replacement of outdated equipment (or consider local company). ADT annual certification of 1910 Jail fire alarm system was conducted this month. Heritage & History Days set-up and recovery of all equipment and stage. Ranch visit for Gala preparations, Festiba presentation, pest control service and recycling of cardboard materials.

-Pending: Elevator certifications; electric breaker box panel at Quonset building - pending contractor work start date. Gala preparations, power washing of the 1910 Jail and outdoor courtyard pending.

Ongoing:

Building Issues and Maintenance:

1910 Jail: Reviewing security requirements for pending “Gold” exhibit and exhibit planning. ADT estimate for additional security measures required for the exhibit currently pending internal input.

Main Building: Fire Alarm Panel glitch (outdated system) working with ADT tech on plan for phased changeover to minimize museum financial burden. Plan will be presented to BAO prior to any commitment for approval, consideration of local company to replace ADT fire systems??

Annex: Equipment from H&H Days stored.

Looney Park: Windmill lube service; landscape changeover and clean-up of Arevalo lot.

Parking Areas, Arrevalo, Palacios lots: Addressing items of concern listed by Sutton Inspection Bureau (Palacios lot) - Electric Breaker Box. Arrevalo lot maintenance. Towing services being provided by Road Runner Towing.

Dumpster & Trash Service: Edinburg Recycling – Cardboard X4

Pest Control: Service on 20 Feb 2023 provided.

Fire, Safety & Suppression: Troubleshoot fire alarms in progress.

Security: Consideration in replacement of the east and south side annex doors; they pose a security risk. One parking light is out in the main parking lot, two lights out in the north parking lot of the museum will need man lift to change outdoor parking lot lights.

DEVELOPMENT REPORT SUMMARY APRIL

FRIENDships: Renewal notices were sent to those whose FRIENDships were due in April, past due from March and would be coming due in May.

Rentals: There were four daytime rentals and one evening rental in April.

The Museum of South Texas History preserves and presents the borderland heritage of South Texas and northeastern Mexico...

2022-24 Strategic Plan: Work continues development of various plans concerning contributions and earned revenue as per the strategic plan.

Heritage Associate Drive: One more unexpected Heritage Associate contribution was received!

New plaques were ordered to update the Heritage Associate Wall.

Great Historical Shootout: Jonathan Lindley & Juancarlo Rendon headed the 2023 GHS Committee with Andres Palma, Judy Perkin, Kellye Ortega, Sabrina Walker-Hernandez, and Ana Gonzalez serving on the committee. The date was changed from April 29 to May 6 as a goodwill gesture as Valley Land Fund had their clay shoot scheduled for the same day (April 29). This also gave a little more space of time between the Heritage Ranch Gala and HA Drive and the Shootout. The venue was also changed to El Dorado Sporting Clays. Sponsorship sales for teams and station signs began. H-E-B donated \$3,000 in gift cards to provide lunch from their True Texas BBQ and drinks.

jFandango!: Plans were made to host one of the Murder Mystery Steak Dinners that was auction in 2019! Due to the pandemic and conflicting schedules, the event finally took place in May.

Themes were discussed with the 2023 jFandango! Chairman and Board Chairman. *jFandango!*- Out of the World is the tentative choice and will give a nod to some of the roles the RGV has played in space exploration from rocket mail to an astronaut to SpaceX. The committee will begin meeting in June and the event will be on Saturday, October 7.

A Mid-Summer's Evening with FRIENDS: Music, Wine & History: This is a new cultivation event that will be held on Friday, July 28, 7:30 p.m. in conjunction with Dr. Joel Pagan, visiting professor of music from Puerto Rico at the University of Texas Rio Grande Valley.

An Evening with FRIENDS to preview the new temporary exhibit, Dr. Garcia's Gold, will be scheduled for a Thursday evening in September.

Grants Report: *(reported by Maria Rodriguez, Grants Coordinator/Assistant Development Officer)*

Active Grants this month: 3; Cumulative active grant awards remaining, \$28,000 (cash)

1. **The Lady Bird Johnson Wildflower Center Seed Grant:** has partnered with [Native American Seed](#) to provide Seed Grants to Texas schools, nonprofits, and other worthy educational or child-centered organizations for creating wildflower demonstration areas on their campuses, enhancing existing wildflower plantings or other educationally directed projects. Seed Grants are not available for projects in private residences. Seed Grants provide recipients with a gift

The Museum of South Texas History preserves and presents the borderland heritage of South Texas and northeastern Mexico...

certificate between \$100 to \$500 to purchase native wildflower and/or grass seeds from Native American Seed. **\$500.00/0%**

2. **“Families and University Together as a Unit for Research and Education (FUTURE): Connecting Hispanic Families to Geosciences Through Community Informal Learning Network”:** The goal of the project, FUTURE (Families and University Together as a Unit for Research and Education), is to test and examine an approach to stimulate Hispanic participation in geosciences by connecting families (parents and students/children) through an informal learning network (in geosciences). With the experience gained in a previous GEOPATHS project, the leadership team will expand and scale up the established platform and infrastructure of its existing program transforming the traditional Geoscience Learning Ecosystems (GLEs) while nurturing the Hispanic Geoscience workforce in a way that it can be expanded nationally. This project is for three years at \$2,500 per year. \$2,500/0% (Per three years for a total of \$7,500)
3. **Elizabeth Huth Coates Charitable Foundation:** A grant of \$20,000 was awarded to help fund “Dr. Garcia’s Gold” exhibit. This exhibit adds excitement to the history of South Texas and can change how we tell the story of the region. The San Diego Gold story is about a man who buried hundreds of gold coins that he owned under his house, fearing the federal government would take his gold because of a Depression-era law signed by President Roosevelt in 1933. Dr. Garcia’s enigmatic presence and considerable activity as a philanthropist will change how the museum tells stories about South Texas. \$20,000/0%

Grants Applications Pending Approval this Month

1. **Texas Travel Industry Recovery Grant Program: \$20,000** (TTIR) was established by Senate Bill 8 during the 87th Legislature, Third Special Session, to administer \$180 million of funds received from the Coronavirus State Fiscal Recovery Fund, which was established under the American Rescue Plan Act of 2021. The purpose of TTIR is to provide grants for the recovery of Texas businesses in the tourism, travel, and hospitality industry that were negatively impacted due to COVID-19. TTIR will support the Texas tourism, travel, and hospitality industry by making grant funds available to businesses negatively impacted by COVID-19 to improve safety, customer service, and hospitality within their operations and further encourage travel and tourism industry recovery.
2. **NEH Underground Railroad to South Texas: \$57,954** This media development focuses on the Underground Railroad to South Texas, as it is narrated by family stories and supported by emerging historiographical scholarship. Those family narratives have been only dubiously accepted by historians and scholars. Recent scholarship by historians, biographers, anthropologists, geographers, and the Museum of South Texas History is expanding the historical inquiry through a series of research and public programs intended to enhance the understanding of this episode in

American History. This history helps inform the historical issues of slavery, race, and identity as they relate to the Texas-Mexico borderland.

Exhibits:

April 2023

Summary:

Research and planning for Planet Texas partnership exhibit.

Exhibit Work:

Melissa is still pulling together information for the Hurricane exhibit that is part of the Planet Texas Partnership. This exhibit will feature oral histories, photos, corridos, video, an interactive story map, and an activity for kids. This exhibit will run from June until September, the whole of hurricane season.

Melissa and Luna are working with the Bullock on a new loan. The Bullock is the state of Texas's museum but does not collect its own artifacts. Instead, they borrow from other museums around the state. We have lent them artifacts over the years and have maintained a good relationship with them. So Melissa has curated a list of artifacts that tell an interesting story about a person from the valley and is now waiting to hear back from the Bullock's curator team. Having MOSTH artifact displayed at the Bullock is always exciting.

(LONG TERM EXHIBITS)

Summary: Long-term exhibit activity in January mainly involved groundwork for improvements in some of the River Frontier, River Highway, and River Crossroads areas. Routine maintenance occurred also.

River Frontier: Work continued for selected upgrades to the Spanish Exploration exhibits, including the case with period swords, helmets, and crossbow. The chainmail "hauberk" in that same case is still on loan, pending feedback from the Royal Armouries Museum in London, regarding its authenticity, prior to considering purchase. Improved mounts for the swords and related objects were being sketched and measurements taken.

In addition, groundwork continued for renovating the nearby case containing the large iron-bound chest, with the overall theme of trade between Spain and her overseas empire, including New Spain (Mexico) and China by way of Manila (Philippines). Both trade links had influence in this region.

River Highway: In addition to planning out upgrades for the Republic of Mexico area, improved content for the Mexican War area and the Cattle Kingdom ranch area is being worked up from file notes.

River Crossroads: Selected upgrade ideas for the WWII home front area are under consideration, along with the Barrack, 124th Cavalry, and Manhattan Project units.

The Museum of South Texas History preserves and presents the borderland heritage of South Texas and northeastern Mexico...

Maintenance item: A pendant light in the Packing Shed was removed by Juve Barron for repair and reinstallation.

1910 Jail: Installed in 2020 and opened in early 2021, the 1910 Jail Exhibit showcases the museum's grandest artifact—the jail building itself. The great drama of the 1913 hanging of Abram Ortiz remains the compelling story of this exhibit, but a civics lesson is integrated into the entirety of the experience. Visitors are encouraged to think about voting jury composition, and the death penalty. Riveting stuff at the 1910 Jail.

Off-site exhibits: No known changes with the off-site exhibits at the Edinburg Chamber of Commerce, the Melden & Hunt Building in Edinburg, and the Speer Library in Mission.

Note: The Edinburg C of C exhibit, about the Southern Pacific Railroad's arrival in 1927, has been in place since about 1997, and is overdue for attention (on the 2023 radar screen.)

BUSINESS ADMINISTRATION

April 2023

Business Administration

The museum's overall attendance for the month of April was 120% when compared to prior year attendance.

Museum store revenues for April were 80% versus 2022. Museum store revenue was 103% versus budget in April.

Information Technology

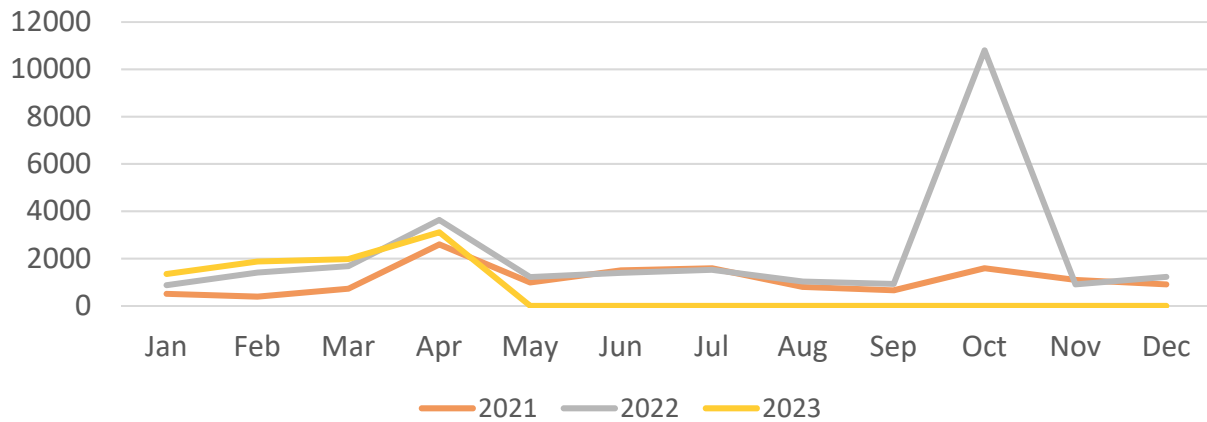
The museum's migration to Microsoft's cloud-based services (Office365) has afforded the museum staff to work (and collaborate) seamlessly via Team's videoconferencing with 24/7 access to museum files.

<div> <div>2023</div> <div>▼</div> </div>		4					
Types of Visitors:		Apr	vs. 2022	Apr YTD	vs. 2022	Apr	vs. 2022
Exhibit/Programs		3,112	85.7%	8,312	109.4%	75.2%	57.4%
Tours		818	69.7%	5,323	154.6%	19.8%	36.8%
Archives		2	0.0%	32	457.1%	0.0%	0.2%
Business		205	173.7%	489	98.4%	5.0%	3.4%
Rentals		0	0.0%	0	0.0%	0.0%	0.0%
Gala/Fandango		0	0.0%	315	78.8%	0.0%	2.2%
Subtotal		4,137	81.5%	14,471	119.6%	100.0%	100.0%
Outreach		3,903	117.2%	25,091	146.1%	---	---

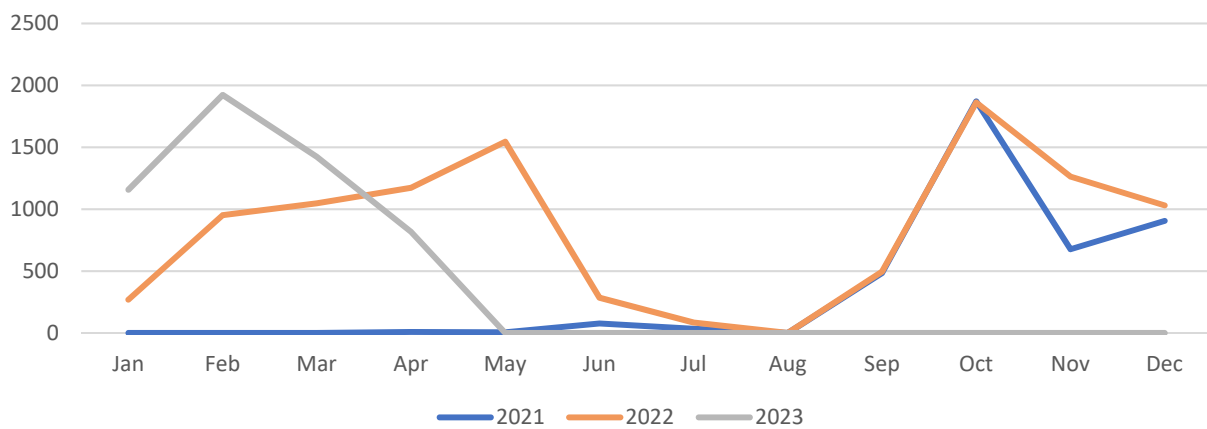
The Museum of South Texas History preserves and presents the borderland heritage of South Texas and northeastern Mexico...

Grand Total	8,040	- - -	39,562	- - -	- - -	- - -
# of Tours	19	86.4%	86	145.8%	- - -	- - -
# of Programs	4	80.0%	16	72.7%	- - -	- - -
# of Program Attend...	2,396	92.7%	3,862	107.7%		
Free Admission	2,700	97.4%	4,610	109.9%	65.3%	31.9%
Paid Admission	619	54.8%	4,538	101.7%	15.0%	31.4%
Exhibit - Tours	818	69.7%	5,323	154.6%	19.8%	36.8%
Total	4,137		14,471		100.0%	100.0%

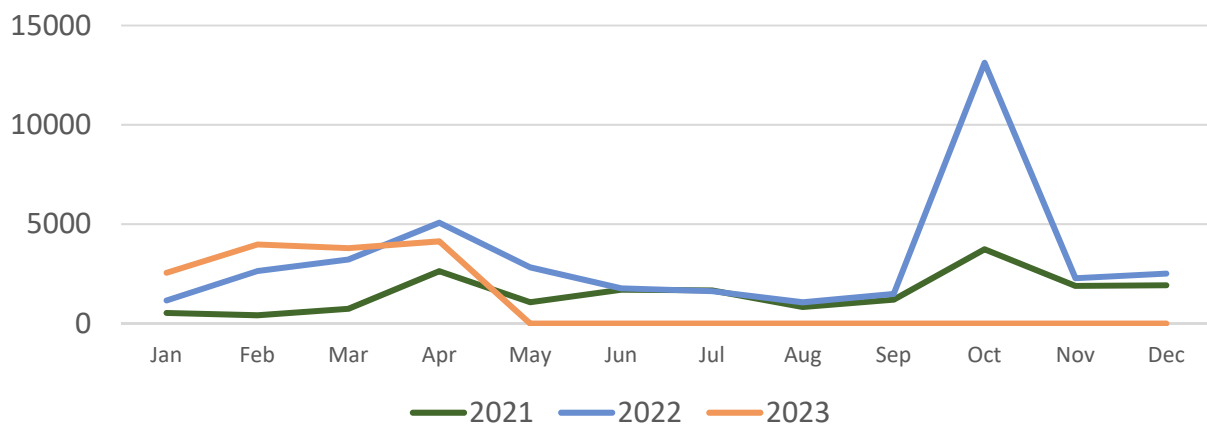
Exhibit / Programs Visitors Headcount



School Tour Headcount

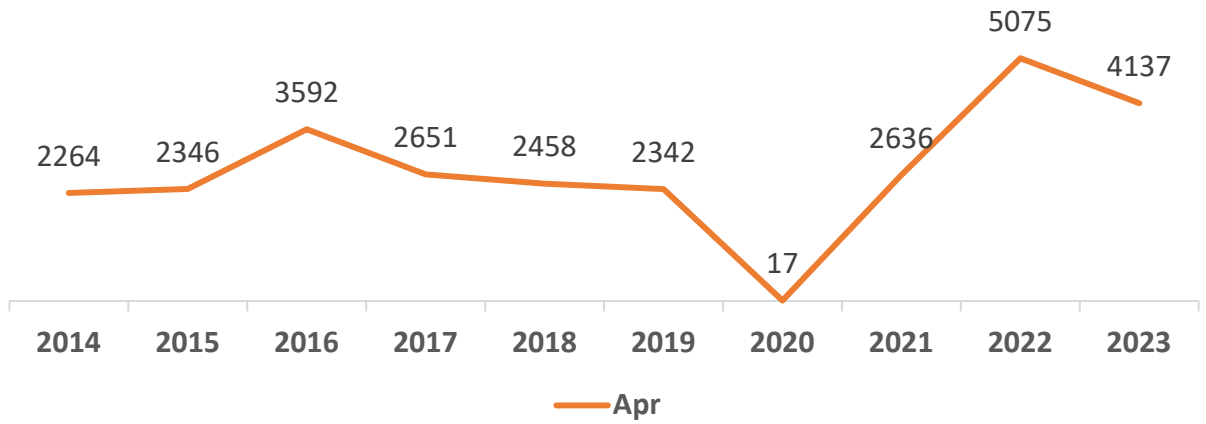


Museum On-Site Visitor Headcount

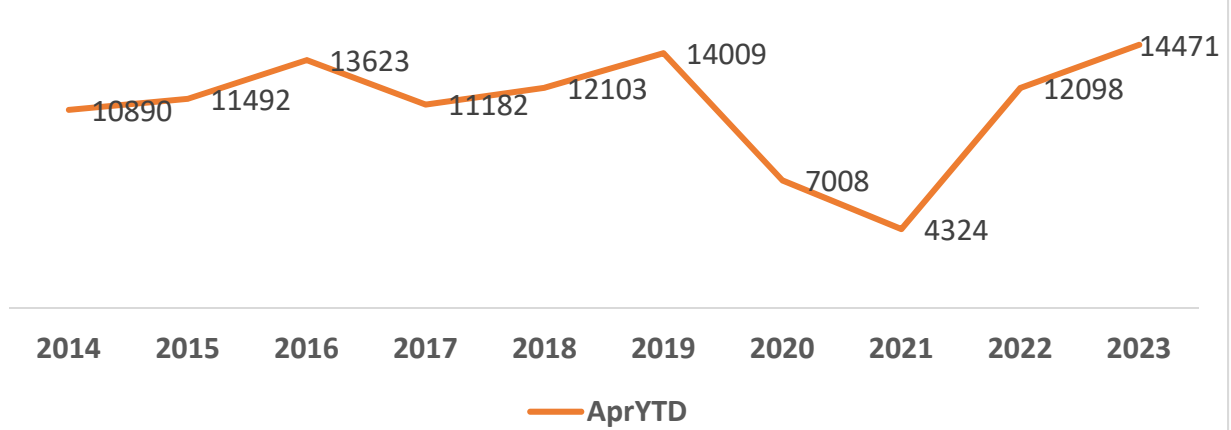


The Museum of South Texas History preserves and presents the borderland heritage of South Texas and northeastern Mexico...

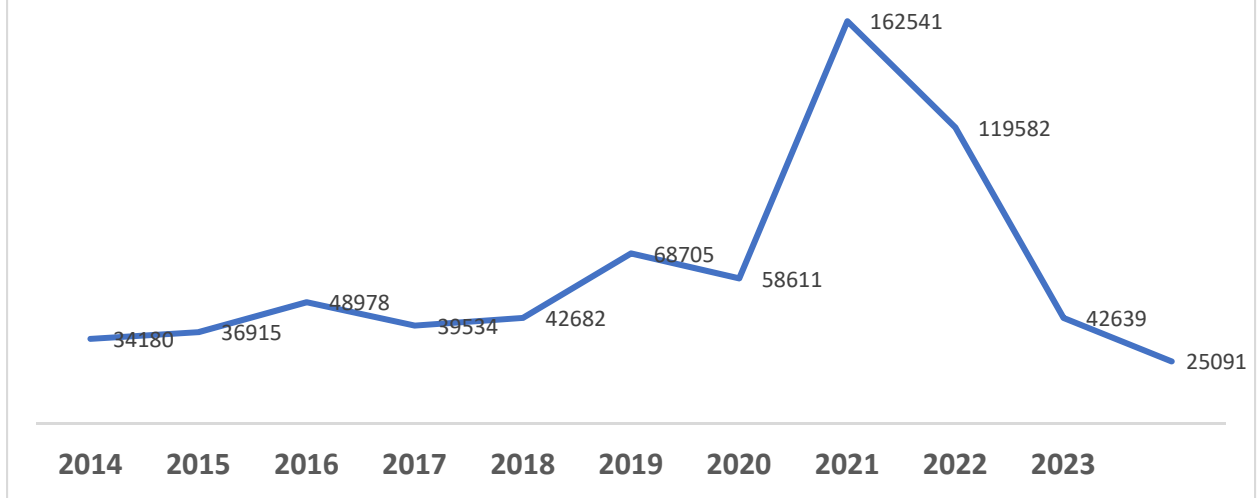
Museum On-Site Visitor Headcount



Museum On-Site Visitor Headcount



Museum Outreach/Virtual Headcount



Synopsis of April Financials

Balance Sheet:

Working capital (excluding operating reserves) was \$1,098K, an increase of \$29K since 4/30/2023. More specifically, \$905K of the working capital assets were unrestricted cash-in-bank. The current liability as of 4/30 was \$151K. The quick ratio (excluding operating reserves) is 8:1.

Investments in the Museum's Operating Reserve market value increased in April by \$40K. The portfolio recognized actual realized gains/(losses) of (\$35K) in April. Investments in our Endowment Fund increased in market value by \$30K in April. There were 2 sales transactions in our Endowment's portfolio during April resulting in actual realized gains/(losses) of \$2K.

P&L (YTD):

The April P&L reflects a net surplus of \$210K, a \$41K unfavorable variance. Revenues, net of the non-cash in-kind contribution line item, are favorable by \$14K. Favorable line items are HA revenues \$6K, Store sales \$4K, Investment income \$2K, and Refunds & Reimbursements \$5K. Unfavorable line items are Donations \$1K, Fundraising revenues \$1K, and General Friendships \$2K.

On the expense side of the equation, the unfavorable expense variance of \$16K consists of a mixed bag of line items. The most notable favorable variances are Wages (and related costs) \$1K and Utilities \$2K. The most notable unfavorable variances are ACE \$9K, Programming \$4K, and Fundraising expenses \$6K.

3Yr-YTD P&L Comparison:

Revenues :

40100 Donations: Donation from Estate of Gloria Lopez.

41500 Grants: 2021/2022 reflects EIDL, Tijerina and Smithsonian grants.

42000 Fundraising Revenues: 2021 reflects No Gala.

43500 HA FRIENDships: 2023 reflects HA drive surpassing Budget values.

44000 Admissions: 2023 reflects more visitors coming to the museum.

44400 Fees/Classes: 2023 reflects Vanguard Family Day and workshops for ECISD.

44500 Student Fees: 2023 reflects more school tours scheduled.

45000 Store Sales: 2023 reflects School tours store sales higher than forecasted.

46460 Refunds & Reimbursements: 2023 reflects refund from Level funded health insurance.

Expenses:

50100 Archives, Collections, Exhibits: 2023 reflects the gold exhibit setup.

50300 Education/Grants: 2023 reflects recognition of HEB grant expenses.

50400 Sp. Events / Programming: 2022/2023 reflects Vanguard Family Day expenses.

50600 Advertising: 2022 reflects the Humanities video project.

50900 Fundraising Expenses: 2023 reflects Gala expenses higher than forecasted.

52000 Insurance: 2022/2023 reflects lower pricing for property insurance.

53200 Salaries & Wages: 2023 reflects Cost of living wage increase vs. prior years.
54000 Travel Expenses: 2023 reflects mileage to Ranch Gala and TAM in San Antonio.
55000 Administrative Expenses: 2023 reflects AAM & TAM dues.
56000 Repair & Maintenance Expenses: 2023 reflects windmill repairs.
56500 Miscellaneous Expenses: 2021 reflects no board lunches due to virtual board meetings.