



DEPARTMENTAL MONTHLY REPORTS

FEBRUARY 2023




TABLE OF CONTENTS

AVIATION

Aviation	04
----------------	----

BUILDING SAFETY

Building Safety	12
Code Enforcement	
Building Permits	

CITY SECRETARY/CITY HALL

Legislative History	23
Records Processing	
Passports Processing	
Vital Statistics	
City Hall:	
Bids, RFQs, and RFPs	
Postage Processing	

GRANTS ADMINISTRATION

Grants Administration	33
-----------------------------	----

COMMUNICATIONS AND MEDIA

Social Media	40
--------------------	----

ENGINEERING

Engineering	75
-------------------	----

FINANCE

Finance	80
---------------	----

FIRE

Fire Suppression.....	197
Fire Prevention	

HUMAN RESOURCES

Human Resources	219
Benefits and Wellness	
Civil Service	
Risk Management	

INFORMATION TECHNOLOGY

Information Technology	227
------------------------------	-----

LIBRARY AND CULTURAL ARTS

Library and Cultural Arts	230
---------------------------------	-----

MUNICIPAL COURT

Municipal Court	236
-----------------------	-----

PARKS AND RECREATION

Parks and Recreation	239
World Birding Center	
Edinburg Golf Courses	

PLANNING & ZONING

Planning & Zoning	255
-------------------------	-----

POLICE

Police	259
--------------	-----

PUBLIC WORKS

Public Works	268
--------------------	-----

SOLID WASTE MANAGEMENT

Solid Waste Management	271
------------------------------	-----


UTILITIES

Systems	273
Water Plant	
Wastewater Plant	

NON CITY DEPARTMENT REPORTS

Boys & Girls Clubs of Edinburg-RGV	278
Edinburg Chamber of Commerce	289
Hidalgo County Historical Museum	344

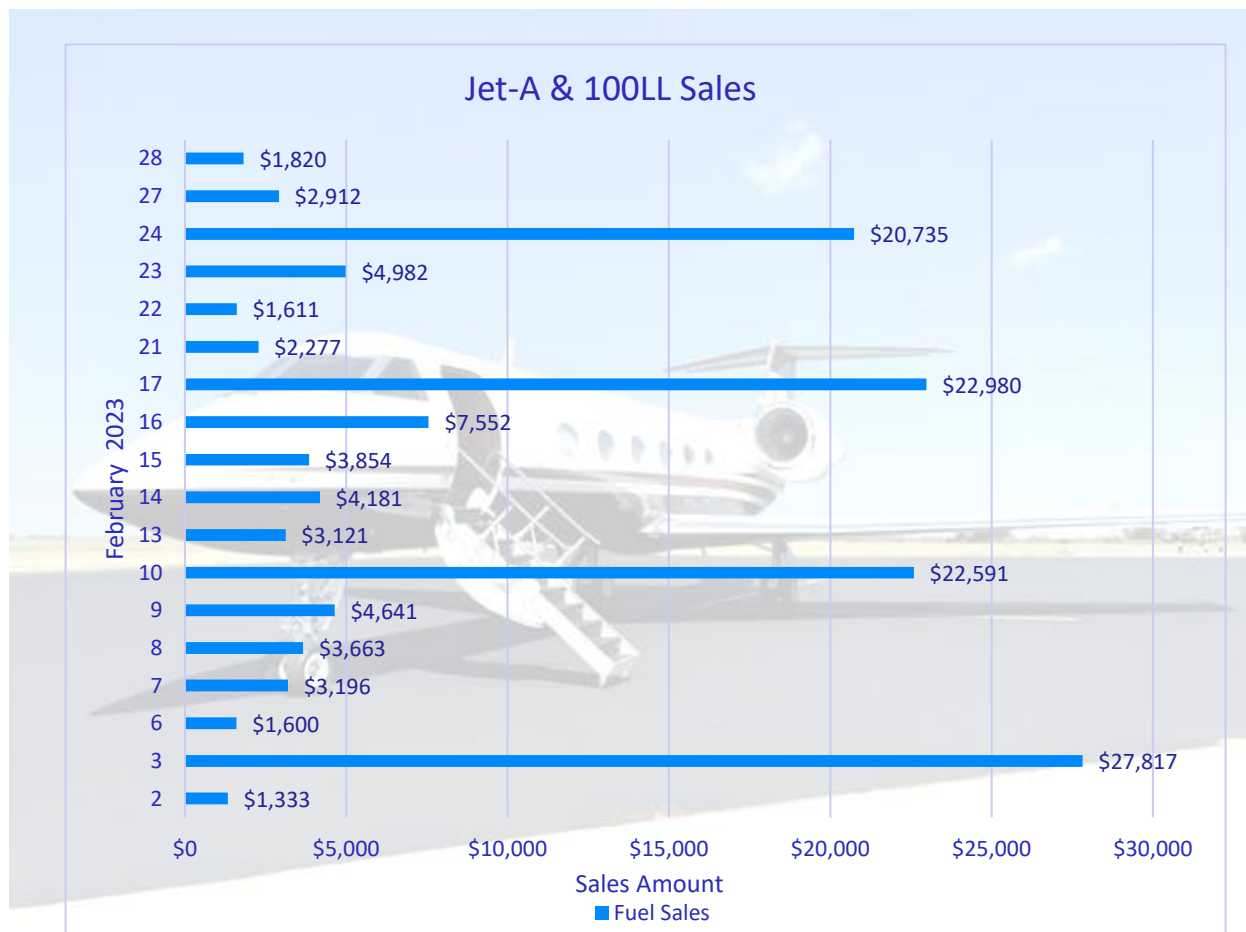
AVIATION



Fuel Sales

February 2023 sales total: \$139,531.57

Fuel Prices: Jet-A \$6.95 full service 100LL \$6.25 self-service



Airport Activities

Equipment Operator:

- Airfield and perimeter inspections
- Vehicles and equipment inspections
- Airside and landside mowing
- Some herbicide application
- Airfield pond pumping
- Wildlife hazard mitigation
- Runway lighting and navaid maintenance
- training

Line Service Technician:

- Fuel truck inspection
- Fuel flow gallonage report
- Fuel sales invoices
- City and courtesy vehicles inspections
- Runway Inspections
- Fuel inventory reports
- Unicom communication with air traffic
- Aircraft ground handling line services including marshaling, refueling, baggage handling

Other:


- Aircraft operations statistics including arrivals, departures, and touch & go
- Bulk fuel purchases and receipts up to 7,700 gallons
- Recurring fuel & filtration quality control testing including Millipore
- Aeronautical and non-aeronautical customer interaction
- City buildings maintenance and repairs – terminals, hangars, offices
- NOTAM initiation/cancellation
- Area weather monitoring
- Recurring rotor wing and fixed wing medevac operations including Driscoll Children's Hospital
- Edinburg PD marked unit daily post during business hours
- Airport security – contract security officer
- Received from vendor AARC: Tier II report verification submittal to TCEQ
- Wildlife mitigation efforts
- Sterling Air Emergency Response Exercise
- Aircraft take-offs and landings total: **715**

Airport Meetings & Events

Meetings:

“Where we plan for the future...”

- DoA admin team “Morning Flight” meetings
- PIPAC meeting - Eddie
- Directors meetings - Eddie
- CoE Internal Marketing Meetings – Eddie
- Rock “n” Roll team meeting -Eddie
- DOA recurring safety and staff meetings



Events:

AARC recurring SWPPP compliance inspection

2/2 – drainage project surveyor work

2/6 – new golf cart delivered

2/3 - National Wear Red Day, Eddie attended picture

2/8 - Fiesta Edinburg Float Logistics Meeting – Cassie, Eddie

2/8 – monument sign warranty repair – Lozz Quatezz

2/8 – abandoned N2931F removed from airfield

2/9 - Zoom Meeting with Sterling Air John Bremer emergency exercise logistics - Cassie, Alexis, Eddie

2/9 – meeting with CPR Motorsports Rey Chavez, also requested he contact Mr. Rice of 5x5 Brewing regarding proposed event

2/10 - Ricoh copier training - Alexis, Rita, Manny and Cassie

2/13 - DPS helicopter dedication to Trooper Moises Sanchez ceremony - Cassie and Eddie

2/14- Heart Healthy Awareness - Cody and Rita

2/14 - City Council Agenda Review meeting - Eddie

2/16 - Interviews for Equipment Operator I – Eddie and Cassie

2/16 – Bulding Maintenance added electrical outlets to Hangar 3 tech closet

2/17 - Rush representative meeting - Rita

2/20 - Interviews for Equipment Operator I - Cassie and Eddie

2/21 - Sterling Air Emergency Resonse Exercise - Cassie, Alexis, Rita, Eddie

2/21 - Fiesta Edinburg Zoom Meeting – Eddie

2/24 – new backhoe received

2/27 - Walkaround for Backhoe - Cody

2/27 - City Manager Meeting - Cassie and Eddie

2/28 - Employee Appreciation Burger Run - Daniel, Juan, Rita, Alexis and Cassie

Ongoing Projects

****update****
DPS new hangar
construction project
Ground breaking date
tentative



\$180,000
From the Texas Department
of Transportation to study
the drainage infrastructure
at the South Texas
International Airport at
Edinburg

****update****
Surveying in progress

Ongoing Projects



****update****
AWOS III PT replacement
June 2023



Jet- A Refueler Truck
Preventive maintenance in
progress




Rotating Beacon

****Pending****

Preventive
Maintenance
TBD

**EBG's guests, returning and
itinerant customers....**





Upcoming Events


Vacancies to fill:

Equipment Operator - 1 vacancy

Next Aviation Advisory Board Meeting:

March 10, 2023

BUILDING SAFETY



**CITY OF EDINBURG
BUILDING PERMIT REPORT
ISSUED 02/01/2023 TO 02/28/2023**

COMMERCIAL:

PERMIT #	OWNER	BUSINESS NAME	ADDRESS	LOT	BLOCK	SUBDIVISION	AMOUNT VALUE	SQ FT
BLDC-2022-11813	SCOTT WILSON	7 BREW COFFEE	3000 W TRENTON RD	2	4	TEJAS BREWISTA	\$600,000.00	510
BLDC-2022-12688	EDINBURG PEDROS TACOS & TEQUILA	PEDRO'S TACOS & TEQUILA	1623 W TRENTON RD	3	0	CONCORD PLAZA	\$3,000,000.00	10,255
BLDC-2023-14071	VERTURO FUND ASSET I, LLC	UNIVERSITY VILLAGE	530 S STATE HIGHWAY 336 BLDG 1,2,3,61,62			THE VILLAGE	\$71,715.00	0
BLDC-2023-13766	VERTURO FUND ASSET I, LLC	UNIVERSITY VILLAGE CLUBHOUSE	530 S STATE HWY 336			THE VILLAGE AT UNIVERSITY VILLAGE	\$65,408.00	65,408
TOTAL:							\$3,737,123.00	

COMMERICAL ADDITIONS/REPAIRS:

PERMIT #	OWNER	BUSINESS NAME	ADDRESS	LOT	BLOCK	SUBDIVISION	AMOUNT VALUE	SQ FT
BLDC-2023-13595	JUAN SUAREZ	STAR BASE GAMING	2229 W UNIVERSITY DR	17	0	JACKSON PLAZA PH 2	\$25,000.00	0
BLDC-2023-13528	HIDALGO COUNTY	HIDALGO COUNTY ELECTIONS BUILDING	1907 JACKSON CREEK AVE	5	1	MADISON PARK PH 1	\$1,350,000.00	9,000
BLDC-2022-12466	JOE CASTILLO	ESPERANZA HOMES CONSTRUCTION TRAILER	920 W ROGERS RD	82		ROGER COVES	\$10,000.00	0
BLDC-2022-12629	TOTALLY KIDS LEARNING CENTER	TOTALLY KIDS LEARNING CENTER	1703 W OWASSA RD	72	0	KELLY PHARR TRACT	\$2,000.00	0
BLDC-2022-12756	CARLOS GARZA	MCDONALD'S RESTAURANT	1605 E UNIVERSITY DR	1	0	MCDONALD'S / EDINBURG	\$75,000.00	800
BLDC-2023-13083	VANGUARD ACADEMY	VANGUARD ACADEMY BEETHOVEN	2215 S VETERANS BLVD	1	0	VANGUARD ACADEMY LOT 1	\$9,500.00	0
SIGN-2023-13716	POPEYES CHICKEN	POPEYES RESTAURANT	401 E TRENTON RD	1		THE SHOPPES @ RIO GRANDE VALLEY	\$5,000.00	0
SIGN-2023-13778	STARBUCKS COFFEE #21543	STARBUCKS	525 E TRENTON RD			STARBUCKS AT THE SHOPPES	\$5,000.00	0
SIGN-2023-13779	STARBUCKS COFFEE #21543	STARBUCKS	525 E TRENTON RD			STARBUCKS AT THE SHOPPES	\$10,000.00	0
SIGN-2023-13267	STRIPE STORE #42150H	STRIPE STORE	3701 I-69C	1		SANTA CRUZ RANCH	\$5,000.00	0
SIGN-2023-13268	STRIPE STORE #42150H	STRIPE STORE	3701 I-69C	1		SANTA CRUZ RANCH	\$500.00	0

SIGN-2023-13383	TOM VANGORKOM	RIO GRANDE BIBLE INSTITUTE	4300 S BUS HWY 281	45	0	KELLY PHARR TRACT	\$30,000.00	0
SIGN-2023-13385	LARRY DURRETT	TACO BELL	1804 W UNIVERSITY DR	2	0	WAL-MART	\$5,000.00	0
SIGN-2023-13527	MUGHEES MOLIK	BOOST MOBILE	704 S CLOSNER BLVD	1	385	EDINBURG ORIGINAL TOWNSITE	\$2,800.00	0
SIGN-2023-13630	HEB GROCERY	HEB FUEL CANOPY	2700 W FREDDY GONZALEZ DR	1	0	H E B #2	\$2,500.00	0
SIGN-2022-6907	STRIPE STORE	STRIPE	3701 I-69C	1		SANTA CRUZ RANCH	\$1,500.00	0
SIGN-2023-13264	STRIPE STORE #42150H	STRIPE STORE	3701 I-69C	1		SANTA CRUZ RANCH	\$1,500.00	0
SIGN-2023-13265	STRIPE STORE #42150H	STRIPE STORE	3701 I-69C	1		SANTA CRUZ RANCH	\$5,500.00	0
SIGN-2023-13266	STRIPE STORE #42150H	STRIPE STORE	3701 I-69C	1		SANTA CRUZ RANCH	\$5,000.00	0
BLDC-2023-13960	ROSALVA GARCIA	SEMPERFIT BOXING GYM	5614 S VETERANS BLVD	25	0	OWASSA GARDENS M/H SUBD	\$2,000.00	0
BLDC-2023-14062	DOLLAR GENERAL CORP	DOLLAR GENERAL STORE#5847	4406 S RAUL LONGORIA RD	1		DOLLAR GENERAL	\$21,500.00	7,063
BLDC-2023-14093	DOLLAR GENERAL CORP	DOLLAR GENERAL STORE #12147	1311 W OWASSA RD	1	0	DOLLAR GENERAL	\$21,500.00	7,172
BLDC-2023-13690	JUAN G GARCIA	JUAN'S AUTOMOTIVE	2808 E UNIVERSITY DR	2		THE LAREDO NATIONAL BANK - EDINBURG	\$1,000.00	0
BLDC-2023-13704	MARLEN GUERRERO	MB NAILS 2	1126 N CLOSNER BLVD	10	241	TEX-MEX SURVEY	\$3,500.00	0
BLDC-2023-13824	DANIEL ALVAREZ	TROPICAL SMOTHIE CAFE	508 W TRENTON RD I	1	0	EDINBURG PLAZA LLC	\$23,000.00	0
BLDC-2023-13925	LINDA GARZA	BAEZER KING FURNITURE 3	1519 S MCCOLL RD 3	2		WEST MEADOWS PLAZA	\$1,200.00	0
BLDC-2023-13941	MONTE CRISTO PLAZA II LLC	MONTE CRISTO PLAZA	401 W MONTE CRISTO RD			SANTA CRUZ RANCHO	\$30,000.00	0
BLDC-2023-13301	ECISD	ECISD CAREER & TECH EDUCATION CENTER	1601 N CLOSNER BLVD	6	241	TEX-MEX SURVEY	\$8,000.00	0
BLDC-2023-13367	DANIEL WILLIAMSON	SITE PRO RENTALS	5814 N EXPRESSWAY 281	1	0	TEXAS TRUCKS AND PARTS	\$153,016.70	12,731
BLDC-2023-13525	LASCO DEVELOPMENT	7 ELEVEN	3701 N I-69C	1		SANTA CRUZ RANCH	\$1,200.00	0
BLDC-2023-13541	HIDALGO COUNTY	HIDALGO COUNTY STORAGE FACILITY	1907 JACKSON CREEK AVE	5	1	MCCOLL TRACT	\$0.00	9,600
BLDC-2023-13581	DANIEL SANDOVAL	RENOVA STUDIO	3219 W ALBERTA RD			DANABY ACRES	\$950.00	0
BLDC-2023-13634	ARTURO & LOIDA GONZALEZ	HELL'S BELLES WESTERN WEAR	519 E SCHUNIOR ST	2	0	JUDY ANNE	\$100.00	0

TOTAL: \$1,817,766.70**MULTI-FAMILY NEW/ADDITION/REMODEL:**

PERMIT #	OWNER	BUSINESS NAME	ADDRESS	LOT	BLOCK	SUBDIVISION	AMOUNT VALUE	SQ FT
BLDM-2023-13255	CESAR CARDENAS		1320 N MCCOLL RD	10	0	MCCOLL ESTATES	\$200,000.00	3,942
BLDM-2023-13406	LEONEL MORENO		805 N CLARENCE AVE	67		ATWOOD VILLAGE	\$350,000.00	4,266
BLDM-2023-13321	D.G.V.L.P		309 W RUTHENFORD AVE	20		BEL-AIR ESTATES	\$5,200.00	0
BLDM-2023-13324	D.G.V.L.P		305 W RUTHENFORD AVE	21		BEL-AIR ESTATES	\$5,200.00	0
BLDM-2023-13326	D.G.V.L.P		312 W RUTHENFORD AVE	34		BEL-AIR ESTATES	\$5,200.00	0
BLDM-2023-13328	D.G.V.L.P		400 W RUTHENFORD AVE	35		BEL-AIR ESTATES	\$5,200.00	0
BLDM-2023-13635	EDDIE CANTU		3301 S COLT LN	21		NEW CASTLE	\$5,000.00	1,296
BLDM-2023-13636	EDDIE CANTU		3204 S COLT LN	2		NEW CASTLE	\$5,000.00	1,296
BLDM-2022-11183	MIGUEL PEREZ		3213 S COLT LN	23		NEW CASTLE	\$4,000.00	1,296
BLDM-2023-13320	D.G.V.L.P		313 W RUTHENFORD AVE	19		BEL-AIR ESTATES	\$5,200.00	0

TOTAL: \$590,000.00**RESIDENTIAL ADDITIONS/REPAIRS:**

PERMIT #	OWNER	BUSINESS NAME	ADDRESS	LOT	BLOCK	SUBDIVISION	AMOUNT VALUE	SQ FT
BLDR-2022-10822	EDUARDO RUANO		2501 W WISCONSIN RD	4		MCCOLL SUBDIVISION	\$105,000.00	0
BLDR-2023-13524	YBARRA RIGOBERTO AND MARIA LAURA		703 W MAHL ST	8	269	EDINBURG ORIGINAL TOWNSITE	\$1,500.00	342
BLDR-2023-13583	CARLOS X GONZALEZ		2008 EUCALIPTO ST	139	0	ENCINOS ESCONDIDOS PH 2	\$1,000.00	0
SOLR-2023-13943	CHRISTOPHER PENA		3405 TEMPLE DR	57	0	UNIVERSITY VILLAGE PH 2	\$7,000.00	0
SOLR-2023-13992	EFRELLE RED		1600 E MAYHEM DR	43		THE HEIGHTS ON WISCONSIN PH II	\$17,500.00	0
SOLR-2023-13497	MAGDALENA GARCIA		311 FIGUEROA ST	95	1	BELLA VISTA	\$55,102.00	0
SOLR-2023-13638	JOSE BANDA		3428 DUNES DR	77	2	MONTECITO PH 1	\$46,500.00	0
SOLR-2023-13677	ROSA LAPARRA		524 E PETER ST	6	161	EDINBURG ORIGINAL TOWNSITE	\$27,500.00	0
SOLR-2023-13724	SANDRA RODRIGUEZ		1220 E MCINTYRE ST	5	2	FOUNTAIN PARK NO 2	\$28,861.50	0
SOLR-2023-13733	DAVID WOLKOFF		205 W RUTHERFORD AVE	25		BEL AIR ESTATES	\$50,000.00	0
SOLR-2023-13786	SANDRA RODRIGUEZ		1220 E MCINTYRE ST	4	7	FOUNTAIN PARK UT 1 & 2	\$100.00	0

SOLR-2023-13445	JUAN D VASQUEZ	2928 ALLEN DR	22	0	RINCON DE LAS FUENTES	\$50,238.82	0
SOLR-2023-13461	PRICILA VALDEZ	2917 E MILE 19 NORTH RD	9	0	NEW YORK-NEW YORK	\$17,000.00	0
SOLR-2023-13462	MICHAEL OLIVARES	805 W FM 2812	5	46	SANTA CRUZ GARDENS UT NO. 2	\$5,045.00	0
POOLR-2023-13948	ORLANDO SANCHEZ	1429 EVA ST	114	0	LANTANA ESTATES	\$30,000.00	0
POOLR-2023-13967	CRUTHIRDS KEVIN W AND PATRICIA	2106 ANACUA CIR	18	0	SUNNY GROVE ESTATES	\$30,000.00	0
POOLR-2023-13430	JOSEPH A SEGOVIA	3314 FRANCIS LN	41	0	SANTA CRUZ ESTATES PH 2	\$50,000.00	0
POOLR-2023-13582	PEDRO & PAULA YBANEZ	1417 SPARROW LN	5	0	SPRING VALLEY PH 2	\$38,500.00	0
POOLR-2023-13627	CHAPA CRISTAL A AND RODOLFO R REYES	1901 DAMASCO ST	14	0	VILLA DEL PRADO	\$44,000.00	0
POOLR-2023-13840	MARIA RANGEL	2424 RHIN DR	12	0	HACIENDA LAS FUENTES	\$20,000.00	0
POOLR-2023-13848	ROBERT ALLEN	2216 SUPREME DR	53	0	REGAL VISTA ESTATES	\$44,000.00	0
POOLR-2023-13929	RAUL GONALEZ	3406 LAGO SUPERIOR	57	0	LUMEN PH B	\$28,000.00	0
BLDR-2023-13949	JAIME E GARZA	421 W STUBBS ST	12	301	EDINBURG ORIGINAL TOWNSITE	\$2,900.00	0
BLDR-2023-14024	RICARDO RAMIREZ	2216 ARTHUR AVE	26	0	RAYO DEL SOL ESTATES	\$7,500.00	1,800
BLDR-2023-14026	IDA RUIZ	509 S 21ST AVE	6	332	EDINBURG ORIGINAL TOWNSITE	\$3,300.00	0
POOLR-2022-12468	RONNIE CAVAZOS	2638 EASY ST	19	0	COPPERFIELD	\$30,000.00	0
POOLR-2022-12763	CARLOS GARZA	1921 DIPLOMAT DR	26		LOS LAGOS PH 5-A	\$25,000.00	0
POOLR-2023-13263	RONNIE CAVAZOS	2708 CHESTERFIELD AVE	33		CHESTERFIELD	\$30,000.00	0
BLDR-2023-13822	JOSE A ZAPATA	305 N 29TH AVE	17		CANAL	\$300.00	0
BLDR-2023-13828	MOTOMOCHI HECTOR G & DORA T GARZA	2022 MARTIN DR	46	0	BORDERLAND RETREAT R.V. & MOBILE HOME PH 2	\$3,800.00	0
BLDR-2023-13880	JACQUELINE MARTINEZ JESUS RAMIRO LEAL	202 GLASSCOCK AVE	5	0	GLASSCOCK	\$3,000.00	143
BLDR-2023-13902	MOSES ASHUKEM	2320 ARLINA DR	12	0	LOS LAGOS PH 1	\$30,000.00	0

BLDR-2023-13920	GULLY W JAMES	409 TELFAIR AVE	45	0	TELFAIR	\$3,300.00	277
BLDR-2023-13928	MARIA & NICANDRO PENA	4201 N SALINAS ST	6	6	LULL SUBDIVISION	\$2,500.00	0
BLDR-2023-13577	FELIPE E CAMACHO	3308 NEPTUNE ST	136	0	SANTA GLORIA	\$0.00	0
BLDR-2023-13631	FELIPE BARAJAS	2509 HOLLAND AVE	74	0	JACKSON HEIGHTS (AMND)	\$10,000.00	288
BLDR-2023-13680	VICENTE BAUTISTA	2211 W CHAPIN	8	237	TEX-MEX SURVEY	\$20,000.00	1,500
BLDR-2023-13681	LEONEL ALMANZA	604 CALEB CT	108	0	RAILROAD ESTATES MANUFACTURED HOMES PH 1	\$60.00	288
BLDR-2023-13701	GUADALUPE LEAL	701 E STUBBS ST	12	291	EDINBURG ORIGINAL TOWNSITE	\$3,000.00	0
BLDR-2023-13753	IMELDA SANCHEZ	2820 FRANKLIN AVE	41	0	NORTHRIDGE	\$7,239.50	144
BLDR-2023-13407	JACOB PRISCILLA VIVAS,GREGORY	2712 E ASILOMAR ST	81	0	DAVIS PALMS	\$1,500.00	0
BLDR-2023-13441	WEIDONG KUANG	2004 KATHERINE AVE	20	0	LAS VILLAS AT AUTUMN RIDGE	\$5,600.00	1,800
BLDR-2023-13475	SAN JUANITA MORENO	2306 GARY LN	94	0	BRIAR GROVE UT 1	\$7,000.00	1,800
BLDR-2023-13518	FLORES MICHAEL ARON AND SANDRA V LOPEZ-FLORES	1914 BEATRICE AVE	116	0	AUTUMN RIDGE ESTATES PH 2	\$5,500.00	856
BLDR-2023-13564	IMELDA I PENNA CAIN	1000 S 6TH AVE	1		DOGWOOD	\$7,000.00	0
BLDR-2023-13565	PENNA ANNA MARIA	1016 S 6TH AVE	2		DOGWOOD	\$7,000.00	0
BLDR-2023-13201	ALBINO CANALES	2019 CHANDLER CIR	14	0	WINDSOR PLACE AT THE LAKES PH 1	\$3,100.00	96
BLDR-2023-13229	TIMOTHY LEONI	516 BARTON DR	103	0	NORTHBROOK ESTATES	\$5,500.00	30
BLDR-2023-13304	SAMUEL CANTU	1218 N 14TH PL	5	4	VANCE L M	\$2,000.00	0
BLDR-2023-13312	MONICA VILLARREAL	1213 ESPERANZA ST	31	0	COLONIA ESPERANZA UT NO. 2	\$235,000.00	2,500
BLDR-2023-13358	ALEX LOPEZ	2110 POINTWEST DR	38	0	POINT WEST #3	\$5,000.00	2,628
BLDR-2023-13395	FELIPE BARAJAS	2509 HOLLAND AVE	74	0	JACKSON HEIGHTS (AMND)	\$9,000.00	300
BLDR-2022-12558	AH HOCK YONG	2822 FUENTE DE PAZ ST	21	0	VILLA LAS FUENTES PH 1	\$20,000.00	0
BLDR-2023-13152	JEROME FISCHER	2212 LAUREL OAK WAY	113	0	HERITAGE OAKS PH 3	\$35,850.00	12
BLDR-2023-13194	RUBYCELA SILVA	2808 WINDSOR ST	3	0	WINDSOR ESTATES	\$14,000.00	312
TOTAL:						\$1,241,796.82	

RESIDENTIAL NEW:

PERMIT #	OWNER	BUSINESS NAME	ADDRESS	LOT	BLOCK	SUBDIVISION	AMOUNT VALUE	SQ FT
BLDR-2021-2362	HOMER MARTINEZ JR		2403 DRAKENSBURG AVE	24	0	JACKSON HEIGHTS (AMND)	\$200,000.00	2,728
BLDR-2021-3240	MARIO PENA		2304 MCLEOD AVE	62	0	JACKSON HEIGHTS (AMND)	\$270,000.00	4,437
BLDR-2022-10929	IRENE SANCHEZ		3106 S LIVINGSTON ST	49	1	CANTON HEIGHTS #3	\$169,947.00	2,463
BLDR-2022-11441	PLACIDO GOMEZ		3900 S RODMAN LN	29		THE HEIGHTS ON TRENTON	\$177,606.00	2,574
BLDR-2022-12538	CHRIS BASHER		4029 S RODMAN LN	57		THE HEIGHTS ON TRENTON	\$162,495.00	2,355
BLDR-2022-12915	MARCO SANTIVANEZ		1808 S QUEEN ST	40		BRENTWOOD MANOR	\$200,000.00	3,071
BLDR-2023-13807	MIGUEL IBARRA		410 GRAND CANYON ST	151	1	RUSSELL PARK PH III	\$153,801.00	2,229
BLDR-2023-13832	TACK KIM		3109 N ALYNA AVE	21		PEARL ESTATES	\$194,166.00	2,814
BLDR-2023-13896	DAVID ARISMENDI		3029 BORDERS DR	2	0	BORDERS	\$66,080.00	1,120
BLDR-2023-13898	ROEL A RODRIGUEZ JR		3904 S DUNCAN LN	66		THE HEIGHTS ON TRENTON	\$149,730.00	2,170
BLDR-2023-13927	LEONEL MORENO		1611 S QUEEN ST	89		BRENTWOOD MANOR	\$500,000.00	4,670
BLDR-2023-13492	JAVIER RUSSEK		910 E LOEB ST	3	196	EDINBURG TOWNSITE	\$86,457.00	1,253
BLDR-2023-13601	MARTIN VILLANUEVA		3508 SILVER NUGGET DR	46	2	MONTECITO PH 1	\$130,755.00	1,895
BLDR-2023-13626	JOSE N GARZA		3320 FRANCIS LN	42	0	SANTA CRUZ ESTATES PH 2	\$175,000.00	2,308
BLDR-2023-13760	ARNOLD CAVAZOS		2221 S CARTIER DR	26		LOS LAGOS PH VII-B	\$263,000.00	2,922
BLDR-2023-13773	LEONEL MORENO		916 N BUXTON AVE	99		ATWOOD ESTATES	\$250,000.00	2,459
BLDR-2023-13776	MELISSA CARRANZA		2505 S CARTIER DR	36		LOS LAGOS PHASE 7B	\$157,596.00	2,284
BLDR-2023-13361	HERIBERTO LUNA		812 BRUSHFIELD AVE	09		ATWOODS	\$182,712.00	2,648
BLDR-2023-13369	ROSE MEEKS		5107 N AGUAJITO ST	5	0	DAVIS PALMS	\$145,000.00	1,379
BLDR-2023-13377	AMELIA CHAPA CHAVARRIA		3328 NATURE TRL	120	0	MONTE CRISTO GOLF & C C PH 1	\$216,660.00	3,140
BLDR-2023-13408	MIGUEL IBARRA		305 CHOKE CANYON ST	149	1	RUSSELL PARK SUBDIVISION PH IV	\$163,392.00	2,368
BLDR-2023-13410	RAMIRO SOLIS		2907 S AUBURNDALE AVE			CANTON HEIGHTS	\$155,595.00	2,255
BLDR-2023-13425	RAMIRO OLGUIN		4204 S RODMAN LN	43		THE HEIGHTS ON TRENTON	\$165,000.00	1,913
BLDR-2022-12941	BENJAMIN & MARISSA GALLEGOS		1612 S QUEEN ST	66		BRENTWOOD MANOR	\$400,000.00	3,155
BLDR-2022-12975	SALDANA SERGIO L & YOLANDA M		2826 BORDERS DR	36	0	BORDERS	\$65,000.00	3,074

BLDR-2022-5143	DELIA MORENO	2709 W CAMBRIDGE ST	1	1	JAMES COURT	\$380,000.00	3,749
BLDR-2023-13015	HOMERO TIJERINA	1701 TROPHY DR	95		LOS LAGOS PH V B	\$264,075.00	3,521
BLDR-2023-13145	ARACELI & MARIO MOLINA	3301 ISABELLA ST	48	0	PRIMAROSA ESTATES UT 2	\$77,280.00	1,120
BLDR-2023-13240	NORMAN I CORDOVA	2111 S CARTIER DR S	19		LOS LAGOS PH 7B	\$365,000.00	3,060
BLDR-2023-13038	ALEJANDRO LARA	2001 STARDUST LN	5	2	MONTECITO PH 1	\$200,000.00	2,022
BLDR-2023-13043	ALEJANDRO LARA	1905 E SILVERTON CIR	12		SANTA CRUZ	\$285,000.00	2,412
BLDR-2023-13862	NORMAN I CORDOVA	2644 E GUERLAIN DR	18		LOS LAGOS SUBDIVISION PH VII-B	\$390,000.00	2,918
BLDR-2021-2273	ARIVA HOMES	2108 MACQUARIE DR	89		LOS LAGOS PHASE V A	\$166,203.00	2,817
BLDR-2022-4724	AGMD INVESTMENTS LLC	1621 E MAYHEM DR	5		THE HEIGHTS ON WISCONSIN PH 2	\$309,500.00	2,500
BLDR-2022-6086	JUAN A GARCIA	3305 NEPTUNE ST	120	0	SANTA GLORIA	\$900.00	768
TOTAL:						\$7,237,950.00	
GRAND TOTAL:						\$14,624,636.52	

**CITY OF EDINBURG/BUILDING SAFETY
CALENDAR YEAR REPORT
MONTH OF FEBRUARY, 2023**

HOUSING ADDITIONS

	THIS MONTH	THIS MONTH LAST YEAR	THIS YEAR TO DATE	LAST YEAR TO DATE
NEW CONSTRUCTION SINGLE-FAMILY	35	27	79	76
MOVED IN	0	0	0	1
MOVED OUT & DEMO.	1	0	1	2
ADDITIONS/REMODELS	55	51	104	137

MULTI-FAMILY

	BLDGS.	UNITS	BLDGS.	UNITS	BLDGS.	UNITS	BLDGS.	UNITS
ONE-UNIT BUILDING	0	0	0	0	0	0	0	0
TWO-UNIT BUILDINGS	4	8	4	8	16	32	14	28
THREE/FOUR UNITS	0	0	2	8	0	0	2	8
FIVE OR MORE UNITS	0	0	0	0	1	12	0	0
TOTALS	4	8	6	16	17	44	16	36

COMMENTS:

Feb-23


**CITY OF EDINBURG
CODE ENFORCEMENT DIVISION**

**NEW RESIDENCE COMPLETE
02/01/2023 TO 02/28/2023**

DATE	NAME	ADDRESS	LOT	BLOCK	SUBDIVISION
2/27/2023	AR GOZ INVESTMENTS LLC	2705 W DUKE DR	1	1	JAMES COURT
2/27/2023	ALEJANDRO CEPEDA	4704 S WATERFORD AVE	65		HYDE PARK
2/16/2023	ENRIQUE SANTOS	1108 ESPERANZA ST	37	0	COLONIA ESPERANZA UT NO. 3
2/14/2023	D.G.V.L.P	308 W ST HELENA AVE	8		BEL-AIR ESTATES
2/01/2023	ISAAC VILLALOBOS	10920 N BAYLIE BEAR DR	48		OSO GRANDE
2/23/2023	JOE CASTILLO	1543 E SILOS AVE	27		SILOS AT LA SIENNA PH I
2/23/2023	MIGUEL PEREZ	3212 S COLT LN	4		NEW CASTLE
2/01/2023	JOE CASTILLO	1514 E SILOS AVE	56		SILOS AT LA SIENNA
2/10/2023	RICK VILLARREAL	3401 S COLT LN	17	1	NEW CASTLE
2/20/2023	JOE CASTILLO	2008 E SONADOR DR S	81		SONADOR COVES PH.2
2/08/2023	JOE CASTILLO	1322 E SONADOR DR	102		SONADOR COVES PH 2
2/21/2023	MELISSA CARRANZA	2712 GIORGIO DR	102		LOS LAGOS PHASE 7B
2/24/2023	SONIA & LILIA, RUBEN GONZALEZ & ALVAREZ	5307 SHALOM DR	39		TIERRA SANTA ESTATES
2/14/2023	GILBERTO RODRIGUEZ	2705 E TASSAJARA ST	105	0	DAVIS PALMS
2/03/2023	MERLIN GARCIA SANTOS	2616 FERN AVE	37	0	MCCOLL MANOR
2/03/2023	RONNIE CAVAZOS	4700 WATERFORD AVE	64		HYDE PARK SUBDIVISION
2/17/2023	MIGUEL PEREZ	3216 S COLT LN	5		NEW CASTLE
2/03/2023	LA GRAN PIEDRA	3305 SHOWBOAT DR	14	1	MONTECITO
2/16/2023	MARIA I CASAS	3716 N GWIN RD	11 & 12	2	SANTA CRUZ GARDENS
2/16/2023	MARIA I CASAS	3716 N GWIN RD	11 & 12	2	SANTA CRUZ GARDENS
2/23/2023	MIGUEL PEREZ	3208 S COLT LN	3		NEW CASTLE
2/27/2023	JOE CASTILLO	1402 E SONADOR DR S	97		SONADOR COVES PH. 2
2/21/2023	MARCO G GARCIA	1007 W CANO ST	15	263	WEST ADDITION
2/03/2023	MELISSA CARRANZA	2612 S CHANEL DR	20		LOS LAGOS PHASE 7A
2/15/2023	MIGUEL IBARRA	309 GRAND CANYON ST	168	1	RUSSELL PARK PH IV
2/03/2023	EFREN TIJERINA	10732 BAYLIE BEAR DR	35		OSO GRANDE ESTATES
2/24/2023	ESPERANZA HOMES	1310 E SONADOR DR S	108		SONADOR COVES PH 2
2/21/2023	MARCO G GARCIA	1021 W CANO ST	18	263	WEST ADDITION
2/03/2023	REY MOLINA	2416 E ROGERS RD	2	0	MORENO PH 2
2/21/2023	JOE CASTILLO	1408 E SONADOR DR	94		SONADOR COVES PH 2
2/23/2023	ESPERANZA HOMES	1527 E SILOS AVE	23		SILOS LA SIENNA
2/07/2023	VICTOR GUZMAN	3407 INEZ ST	9		MONMACK HEIGHTS
2/10/2023	OSCAR CANTU	3512 NORONHA DR	160		LOS LAGOS PH V-B
2/06/2023	RAUL SESIN	4028 S DUNCAN LN	74		THE HEIGHTS ON TRENTON
2/14/2023	ANDRE CORDOVA	3601 E NORONHA DR	136		LOS LAGOS PH 5-B
2/14/2023	ARMANDO RODRIGUEZ	3404 S COLT LN	11		NEW CASTLE
2/20/2023	ISMAEL PENA	2819 S AUBURNDALE AVE	29		CANTON HEIGHTS #2
2/07/2023	ALICIA OCANA	316 S MON MACK RD	12	276	TEX-MEX SURVEY
2/10/2023	JESUS A GARZA	2904 ALLEN DR	32	0	RINCON DE LAS FUENTES
2/27/2023	MIGUEL IBARRA	2517 ANTELOPE CANYON ST	173	1	RUSSELL PARK PH IV
2/06/2023	ROEL A RODRIGUEZ	3113 E IVERSON AVE	24		THE HEIGHTS ON TRENTON
2/09/2023	JOSE CHAPA	2015 SAHARA ST	14		THE SANDS
2/06/2023	RICARDO VILLANUEVA	2701 W CHESTERFIELD AVE	53		HYDE PARK
2/27/2023	D.G.V.L.P	312 W ST HELENA AVE	9		BEL-AIR ESTATES
2/15/2023	ALBA HOMES LLC	4200 S DUNCAN LN S	79		THE HEIGHTS ON TRENTON
2/10/2023	ROSS KHALEDI	3604 E BALI DR	58		LOS LAGO S PH V
2/15/2023	YVONNE ESPINOSA	4100 S DUNCAN LN	75		THE HEIGHTS ON TRENTON
2/24/2023	MARILU TREVINO	2202 TAXCO CT	17		VILLAS ESCONSDIDAS
2/09/2023	MIGUEL IBARRA	317 GRAND CANYON ST	166	1	RUSSELL PARK PH IV
2/20/2023	ESPERANZA HOMES	1561 E SILOS AVE	13		SILOS AT LA SIENNA
2/15/2023	BLUE STELLAR	3312 S COLT LN	9		NEW CASTLE
2/24/2023	HORACIO PORTES	5024 BIRCH ST	51	0	REDBUD ESTATES #2
2/22/2023	TRUC T PHUNG	3525 INEZ ST	1		MON MACK HEIGHTS
2/02/2023	MIGUEL IBARRA	405 CHOKE CANYON ST	143	1	RUSSELL PARK PH III

DATE	NAME	ADDRESS	LOT	BLOCK	SUBDIVISION
2/16/2023	MARTIN VILLANUEVA	1720 LEANN RIMES RD	33A		STONNY BROOK PH 2
2/10/2023	TIM HART	210 DELIA DR	31	0	URBANO VISTA UT NO. 1
2/02/2023	MIGUEL IBARRA	305 GRAND CANYON ST	169	1	RUSSELL PARK PH IV
2/02/2023	LIDIA M CANTU	3203 PABLO ST	25	0	PRIMAROSA ESTATES
2/06/2023	RICARDO VILLANUEVA	2624 W HATFIELD AVE	10		HYDE PARK
2/14/2023	D.G.V.L.P	304 W ST HELENA AVE	7		BEL-AIR ESTATES

CITY SECRETARY/ CITY HALL



CITY COUNCIL MEETINGS & MINUTES					
CITY COUNCIL APPROVED MINUTES			CITY COUNCIL MEETINGS		
FY 2022 - 2023	MONTHLY	YTD	FY 2022 - 2023	MONTHLY	YTD
OCT	0	0	OCT	2	2
NOV	4	4	NOV	3	5
DEC	0	4	DEC	1	6
JAN	8	12	JAN	3	9
FEB	3	15	FEB	2	11
MAR			MAR		
APR			APR		
MAY			MAY		
JUN			JUN		
JUL			JUL		
AUG			AUG		
SEPT			SEPT		
FY TTLS		15	FY TTLS		11

ORDINANCES & RESOLUTIONS				
FY 2022-2023	ORDINANCES	YTD	RESOLUTIONS	YTD
OCT	13	13	3	3
NOV	9	22	5	8
DEC	5	27	1	9
JAN	12	39	5	14
FEB	7	46	12	26
MAR				
APR				
MAY				
JUN				
JUL				
AUG				
SEPT				
<i>FY TTLS</i>		46		26

ADVISORY BOARDS & COMMITTEES

ADVISORY BOARDS MEETINGS			ADVISORY BOARDS MINUTES		
FY 2022-2023	MONTHLY	YTD	FY 2022-2023	MONTHLY	YTD
OCT	13	13	OCT	2	2
NOV	14	27	NOV	0	2
DEC	4	31	DEC	0	2
JAN	8	39	JAN	26	28
FEB	12	51	FEB	1	29
MAR			MAR		
APR			APR		
MAY			MAY		
JUN			JUN		
JUL			JUL		
AUG			AUG		
SEPT			SEPT		
FY TTLS		51	FY TTLS		29

PUBLIC INFORMATION REQUESTS				
FY 2022-2023	Processed Monthly	YTD	Monthly Revenues	YTD
OCT	66	66	\$20.00	\$20.00
NOV	75	141	\$0.00	\$20.00
DEC	82	223	\$10.00	\$30.00
JAN	70	293	\$0.00	\$30.00
FEB	75	368	\$0.00	\$30.00
MAR				
APR				
MAY				
JUN				
JUL				
AUG				
SEPT				
FY TTLS		368		\$ 30.00

Created: 01/21

PASSPORTS PROCESSING

FY 2022 - 2023	PASSPORTS PROCESSED	FEEES	PASSPORT PHOTOS	FEEES	TOTAL REVENUES
OCTOBER	162	\$ 5,670.00	162	\$ 2,430.00	\$ 8,100.00
NOVEMBER	157	\$ 5,495.00	153	\$ 2,295.00	\$ 7,790.00
DECEMBER	147	\$ 5,145.00	151	\$ 2,265.00	\$ 7,410.00
JANUARY	201	\$ 7,035.00	213	\$ 3,195.00	\$ 10,230.00
FEBRUARY	156	\$ 5,460.00	163	\$ 2,445.00	\$ 7,905.00
MARCH					
APRIL					
MAY					
JUNE					
JULY					
AUGUST					
SEPTEMBER					
	823	\$ 28,805.00	842	\$ 12,630.00	\$ 41,435.00


VITAL STATISTICS							
FY 2022-23	Walk-ins	Mail Requests	Vitalchek Online Orders	Monthly Ttl. Records Issued	YTD	Monthly Revenues	YTD
October	1167	1	0	1371	1,371	\$32,596.00	\$32,596.00
November	1099	2	0	1250	2,621	\$29,522.00	\$62,118.00
December	1169	2	0	1370	3,991	\$32,359.00	\$94,477.00
January	1771	4	0	1993	5,984	\$46,040.00	\$140,517.00
February	1610	3	0	1784	7,768	\$42,410.00	\$182,927.00
March							
April							
May							
June							
July							
August							
September							
FY TTLS					21,735		\$182,927.00

CITY HALL REPORTS						
BIDS, RFQ & RFP SUBMITTED						
FY 2022 - 2023	BIDS	YTD	RFQ'S	YTD	RFP'S	YTD
OCT	3	3	0	0	4	4
NOV	41	44	0	0	0	4
DEC	3	47	0	0	7	11
JAN	2	49	0	0	0	11
FEB	0	49	0	0	0	11
MAR						
APR						
MAY						
JUN						
JUL						
AUG						
SEPT						
FY TTLS		49		0		11

CITY HALL POSTAGE REPORTS

OUTGOING MAIL			(UVMS) BILLED			POSTAGE USED		
FY 2022-2023	MAIL	YTD	FY 2022-2023	MAIL	YTD	FY 2022-2023	MAIL	YTD
OCT	2721	2721	OCT	\$ 3,625.14	\$ 3,625.14	OCT	\$ 346.50	\$ 346.50
NOV	3258	5979	NOV	\$ 3,237.26	\$ 6,862.40	NOV	\$ 356.40	\$ 702.90
DEC	2608	8587	DEC	\$ 2,533.07	\$ 9,395.47	DEC	\$ 258.10	\$ 961.00
JAN	5216	13803	JAN	\$ 4,878.03	\$ 14,273.50	JAN	\$ 386.10	\$ 1,347.10
FEB	5192	18995	FEB	\$ 3,960.49	\$ 18,233.99	FEB	\$ 318.45	\$ 1,665.55
MAR			MAR			MAR		
APR			APR			APR		
MAY			MAY			MAY		
JUN			JUN			JUN		
JUL			JUL			JUL		
AUG			AUG			AUG		
SEPT			SEPT			SEPT		
FY TTLS		18995	FY TTLS		\$ 18,233.99	FY TTLS		\$ 1,665.55

GRANTS ADMINISTRATION





GRANTS ADMINISTRATION DEPARTMENT
MONTHLY REPORT
FEBRUARY 2023

Grants Awarded	2
Grant Awards Amount	\$1,056,552.38
Local Match Amount	\$312,827.62
Grants Submitted	7
Requested Funding Amount	\$30,189,447
Local Match Amount	\$7,200
Requests for Information (RFIs) Submitted	0
Grants under Review and Development for Submission	5
FY 2022-2023 Year-to-Date Grant Awards	
Fiscal Year-to-Date Grants Awarded (Grants awarded after Oct. 1, 2022, including grants submitted before Oct. 1, 2022)	12
Fiscal Year-to-Date Grant Award Amount	\$5,600,750.68
Fiscal Year-to-Date Local Match Amount for Grant Awards	\$1,532,100.45
FY 2022-2023 Year-to-Date Grant Submissions	
Fiscal Year-to-Date Grants Submitted	14
Fiscal Year-to-Date Requested Funding Amount	\$34,261,479
Fiscal Year-to-Date Local Match Amount for Grants Submitted	\$420,518.75

GRANTS AWARDED

- Texas General Land Office's 2018 Infrastructure Competition
 - Grant application submitted on July 29, 2022 to fund the Chapin Pumps Rehabilitation Drainage Improvements Project, which consists of installing two stormwater pumps, rehabilitating the pump station wet well, two sluice gates, and approximately 1,300 linear feet of storm sewer. GLO announced the grant award in person at the LRGVDC on Feb. 15, 2023. The grant was awarded in the maximum amount of \$1 million, with a local match of \$310,000, for a total project cost of \$1,310,000.
- FEMA's FY 2021 Fire Prevention and Safety Grant
 - Grant application submitted on Feb. 18, 2022 to provide and install 1,500 smoke detectors and 500 carbon monoxide detectors to at-risk populations in Edinburg. FEMA awarded the grant on

Feb. 15, 2023 in the amount of \$56,522.38, with a required 5 percent local match of \$2,827.62, for a total project cost of \$59,380.

GRANTS SUBMITTED

- Office of the Governor's FY 2024 Criminal Justice Grant (State Justice Assistance Grant)
 - Grant application submitted on Feb. 9, 2023 for \$51,500, and no local match, for the acquisition of two portable handheld narcotics analytical instruments and required associated supplies to sustain and enhance operations to address drug-related crime. The two portable handheld narcotic analyzers will quickly identify narcotics seized by police officers and eliminate the need to send narcotics to an offsite lab for identification, expediting the prosecution of suspects and ensuring officer safety in the process. Award notification is anticipated in September 2023.
- Office of the Governor's FY 2024 General Victim Assistance Grant
 - Grant application submitted on Feb. 9, 2023 for \$67,031, and no local match, to address the needs of victims of crime in the community by requesting continuation funds for the FY 2023-2024 personnel costs (salary and benefits) of the Crime Victim Liaison (CVL) funded through this grant's previous FY 2022-2023 cycle. Award notification is anticipated in September 2023.
- Office of the Governor's FY 2024 Rifle-Resistant Body Armor Grant
 - Grant application submitted on Feb. 9, 2023 in the amount of \$317,110, with no local match, for 190 National Institute of Justice Level III rifle-resistant vests and 380 NIJ Level III rifle-resistant plates. The project will enhance officer and public safety by equipping officers with critical protective equipment to improve rapid response to active attack events and create a safer working environment for officers. Currently, all 190 officers are equipped with an NIJ Level IV rifle-resistant vest outfitted with NIJ Level IV ceramic plates that are at the end of their 5-year warranty. Current vests are heavier, reducing officer maneuverability and hindering officers in situations where every second counts. The requested NIJ Level III rifle-resistant vests and plates will provide officers with effective lightweight protection that will improve their maneuverability in critical situations. Award notification is anticipated in September 2023.
- Office of the Governor's FY 2024 Violence Against Women Justice and Training Program Grant
 - Grant application submitted on Feb. 9, 2023 in the amount of \$16,800, with a required 30 percent match of \$7,200, for a total project cost of \$24,000. The grant requested funds for training and travel costs for four officers to attend a Rape Aggression Defense (RAD) training. EPD is also requesting funds for a RAD suit that is designed to demonstrate hands-on self-defense strategies so officers can subsequently provide the RAD training to the community. Award notification is anticipated in September 2023.
- Office of the Governor's FY 2024 State Homeland Security Program – Competitive National Priority Area Projects (SHSP-NPA) Grant
 - Grant application submitted on Feb. 9, 2023 in the amount of \$110,000, with no local match, for a Security Incident & Event Manager (SIEM) and an Email Filtering Solution to enhance cybersecurity infrastructure and prevent against cyberterrorist attacks. The SIEM is a device that collates incident and event logs from existing City systems, and will enable staff to quickly

identify, locate and neutralize a cybersecurity attack. The Email Filtering Solution will help staff mitigate a potential cyberattack by intercepting the emails to filter out malicious content. Award notification is anticipated in September 2023.

- US Department of Transportation's FY 2023 Rebuilding American Infrastructure with Sustainability and Equity (RAISE) Program
 - Sprague Street Capital Grant Project application submitted on Feb. 28, 2023 in the amount of \$24,945,933, with no required local match. The application requested funds for the redesign and complete street conversion of Sprague Street, from Closner Boulevard to Trooper Moises Sanchez Boulevard. Because this project is located in an Area of Persistent Poverty, the 20 percent match is not required. Award notification is anticipated in June 2023.
 - Chapin Street Planning Grant Project application submitted on Feb. 28, 2023 in the amount of \$4,681,073, with no required local match. The application requested funds for the planning and design costs of the redesign and complete street conversion of Chapin Street, from I69C to the West City limits. Because this project is located in an Area of Persistent Poverty, the 20 percent match is not required. Award notification is anticipated in June 2023.

GRANTS UNDER REVIEW AND DEVELOPMENT

- Ongoing research of federal and state grants for possible development.
- US Department of Energy's Energy Efficiency and Conservation Block Grant (EECBG)
 - This grant funds energy efficiency improvements that maximize benefits for local and regional communities for a variety of projects, such as developing a clean energy strategy, making buildings more energy-efficient, developing electric vehicle infrastructure, etc. Because Edinburg's population is over 35,000, the City is eligible to apply for a formula grant. Based on population, the City is eligible to apply for a grant of \$153,020, with no local match required. The application deadline is Jan. 31, 2024, and a Pre-Award Application is due April 28, 2023.
- Texas Department of Transportation's FY 2023 Transportation Alternatives Set-Aside (TASA) Program – Active Transportation Network Enhancements Grant
 - On Feb. 21, 2023, TxDOT advised that this project was selected to move forward to complete a full application, which will be due by June 5. On March 15, the Grants Administration and Engineering staff will review and discuss the project with the local Pharr TxDOT District staff, as required by TxDOT. Grant application was submitted on Jan. 25 for the Freddy Gonzalez Drive and Closner Boulevard Intersection Improvements Project in the amount of \$500,000. Improvements will accommodate pedestrian ADA ramps and sidewalks, which will connect to the future Hike-and-Bike Trail. On the east part of the intersection, Freddy Gonzalez Drive will be expanded approximately 10 feet. The road expansion will allow for an additional lane going eastbound. Traffic lights will be upgraded to accommodate the additional lane traffic as designed by a Traffic Engineer. Edinburg is eligible to use Transportation Development Credits in lieu of the 20 percent required local match. Award notification for the full, detailed application is anticipated in October 2023.
- Texas Department of Transportation's FY 2023 Transportation Alternatives Set-Aside (TASA) Program – Active Transportation Non-Infrastructure Grant

- On Feb. 21, 2023, TxDOT advised that this project was selected to move forward to complete a full application, which will be due by June 5. On March 15, the Grants Administration and Engineering staff will review and discuss the project with the local Pharr TxDOT District staff, as required by TxDOT. Grant application submitted on Jan. 25 for a planning grant to update the City's 2017 Bicycle and Pedestrian Master Plan in the amount of \$300,000. Edinburg is eligible to use Transportation Development Credits in lieu of the 20 percent required local match. If TxDOT selects the project to move forward (by March 2023), the City will need to complete a detailed application by June 5. Award notification for the detailed application is anticipated in October 2023.
- Rio Grande Valley Metropolitan Planning Organization's FY 2023-2024 Transportation Alternatives Set-Aside (TASA) Grant Program
 - This grant funds transportation alternatives, including bicyclist and pedestrian infrastructure and planning. Applicants are strongly encouraged to submit projects that are consistent with RGVMPPO's focus areas. A 20% local match is required. The application period will open March 1 and the application deadline is May 31. A grant development meeting with the Engineering Department will be scheduled upon the application materials becoming available when the application period opens on March 1. Award notification is anticipated in September 2023.
- Texas GLO's Resilient Communities Program (RCP)
 - This grant funds the development, adoption, and implementation of modern and resilient building codes and flood damage prevention ordinances to ensure that structures built within the community can withstand future hazards. The City is eligible to apply for up to \$300,000. More information will be provided upon further review. This grant has a rolling deadline until all grant funds are expended.

GRANT COMPLIANCE

Active Grants under Compliance	29
Compliance Monitoring Reviews	21

- Attended weekly meetings for the CDBG-CV3 Public Broadband Infrastructure project. The prime contractor and City staff attend these meetings to coordinate on-going project activities.
- Attended meetings for the FY 2022 EDI Community Project Funding Grant Fire Training Facility and continued regulatory compliance research for the project.
- Attended the Homelessness Stakeholder Focus Group Meeting for the FY 2023-2027 Consolidated Plan and Strategy (CPS), FY 2023 Annual Action Plan (AAP), and Analysis of Impediments (AI).
- Began compliance research for project eligibility for all proposed and ongoing projects under the American Rescue Plan Act (ARPA) State and Local Fiscal Recovery Funds (SLFRF).

- Attended progress meetings for the TXDOT Freddy Gonzalez Hike & Bike Trail Construction grant, grant #CSJ: 0921-02-497 and provided regulatory compliance requirements for this project.
- Attended the progress meetings for the HUD FY 2021-2022 De Zavala Splash Pad (PARD) and provided regulatory compliance requirements for this project.
- Attended the progress meetings for the HUD FY 2021-2022 Brennaaleen-Cedar Drainage Improvement project Phase I and provided regulatory compliance requirements for this project.
- Attended the bid opening meeting for the CDBG FY 2022 Public Works Solar Lighting Projects and provided CDBG regulatory compliance requirements for the bid submittal.
- Facilitated, prepared and submitted the City's response to the Texas Division of Emergency Management DR-4485 COVID-19 request for information.
- Completed compliance review for a reimbursement request totaling \$3,819.57 for one (1) active grant.
- Completed compliance review, re-certification and processed payments for seven (7) CDBG Emergency Rental Assistance Program applicants.
- Reviewed four (4) new CDBG Emergency Rental Assistance Program applications. A total of four (4) applications were approved and processed for payment. All of the CDBG ERAP money has been obligated. The funds will be depleted in the month of April 2023.
- Reviewed and submitted the final progress report for the FY 2021 State Homeland Security Program (SHSP) Cybersecurity Project, Grant #4031002.
- Obtained a grant adjustment for the FY 2023 Victim Assistance, First Responder Mental Health Program grant, Grant #4457801.
- Obtained two grant period of performance (POP) extensions for the following grants:
 - FY 2021 Operation Stonegarden (OPSG) grant, Grant #3172507. The original POP, which was due to expire on February 28, 2023, has been extended until April 30, 2023.
 - FY 2022 Border Zone Fire Departments (BZFD) grant, Grant #4364701. The original POP, which was due to expire on February 28, 2023, has been extended until May 31, 2024.



**GRANTS ADMINISTRATION DEPARTMENT
CDBG PROGRAM MONTHLY REPORT - FEBRUARY 2023**

- Held meeting with Community Development Council to discuss the process for the FY 2023-2027 Consolidated Plan & Strategy and FY 2023-2024 Annual Action Plan Process

FY 2022-2023 CDBG PROGRAM

PROJECTS	BUDGET	EXPENDITURES	ENCUMBERED	BUDGET BALANCE	PROPOSED GOALS	ACTUAL GOALS	STATUS
Program Administration	220,000.00	\$ 54,299.16		165,700.84			
Housing Administration	52,417.49	\$ 9,549.42		42,868.07			
Amigos Del Valle, Inc.	45,000.00	\$ 15,653.88		29,346.12	38	40	Ongoing
CAMP University	12,000.00	\$ 2,760.67		9,239.33	6	7	Ongoing
CASA of Hidalgo County, Inc.	10,000.00	\$ 604.61		9,395.39	18	16	Ongoing
Children's Advocacy Center of Hidalgo County	20,000.00	\$ 5,427.13		14,572.87	65	56	Ongoing
Comfort House	5,000.00	\$ -		5,000.00	3		Ongoing
LRGVDC-Area Agency on Aging	8,000.00	\$ -		8,000.00	20		Ongoing
Women Together	10,000.00	\$ 2,131.50		7,868.50	50	20	Ongoing
Edinburg Municipal Park -Field Turf Project	340,000.00	\$ -		340,000.00	21880		Ongoing
Evangeline Gardens Subd.-Solar Street Lighting	40,809.00	\$ -		40,809.00	3510		Ongoing
Holly Heights Subdivision-Solar Street Lighting	64,615.00	\$ -		64,615.00	3510		Ongoing
Bar 6 Subdivision-Solar Street Lighting	37,752.00	\$ -		37,752.00	4490		Ongoing
Max Subdivision-Solar Street Lighting	20,404.00	\$ -		20,404.00	4490		Ongoing
Portable Radios 800 Mhz P25	120,000.00	\$ -		120,000.00	44085		Ongoing
Wildland/Extrication Protective Clothing	80,000.00	\$ -		80,000.00	44085		Ongoing
Emergency Rental Assistance Program	64,000.00	\$ 53,817.00		10,183.00	20		Ongoing
Housing Rehabilitation Assistance Program	162,570.00	\$ -		162,570.00	3		Ongoing
TOTALS	\$ 1,312,567.49	\$ 144,243.37	\$ -	\$ 1,168,324.12			

FY 2021-2022 CDBG PROGRAM

PROJECTS	BUDGET	EXPENDITURES	ENCUMBERED	BUDGET BALANCE	PROPOSED GOALS	ACTUAL GOALS	STATUS
Program Administration	130,000.00	\$ 129,509.64		490.36			
Housing Administration	45,000.00	\$ 44,991.24		8.76			
Amigos Del Valle, Inc.	15,000.00	\$ 15,000.00		-	10	21	Complete
CAMP University	8,000.00	\$ 8,000.00		-	5	8	Complete

CASA of Hidalgo County, Inc.	10,000.00	\$ 10,000.00		-	25	19	Complete
Children's Advocacy Center of Hidalgo County	15,000.00	\$ 15,000.00		-	55	119	Complete
Comfort House	5,000.00	\$ 5,000.00		-	3	3	Complete
Women Together	9,042.00	\$ 9,042.00		-	50	125	Complete
De Zavala Park - Splash Pad	400,000.00	\$ -		400,000.00	13285		Ongoing
Brennaaleen Cedar Detention Pond Project - Phase I	304,454.00	\$ 35,437.50		269,016.50	1995		Ongoing
Riverbend - Solar Street Light Project	16,450.00	\$ 16,450.00		-	1595	1595	Complete
Housing Rehabilitation Assistance Program	300,000.00	\$ 271,176.00		28,824.00	4	3	Complete
TOTALS	\$ 300,000.00	\$ 559,606.38	\$ -	\$ 698,339.62			


CDBG-CV PROGRAM

PROJECTS	BUDGET	EXPENDITURES	ENCUMBERED	BUDGET BALANCE	PROPOSED GOALS	ACTUAL GOALS	STATUS
Emergency Rental Assistance Program	506,766.00	\$ 506,734.00		32.00	150	340	Complete
Amigos Del Valle, Inc. - Meals-on-Wheels	106,000.00	\$ 106,000.00		-	75	112	Complete
TOTALS	\$ 612,766.00	\$ 612,734.00	\$ -	\$ 32.00			

CDBG-CV3 PROGRAM

PROJECTS	BUDGET	EXPENDITURES	ENCUMBERED	BUDGET BALANCE	PROPOSED GOALS	ACTUAL GOALS	STATUS
Program Administration	28,196.00	\$ 28,196.00		-			
Amigos Del Valle, Inc.	7,000.00	\$ 7,000.00		-	75	75	Complete
Food Bank of the RGV	100,000.00	\$ 19,557.20		80,442.80	3115	819	Ongoing
Broadband Infrastructure Project	428,742.00	\$ 71,168.17		357,573.83	75,520		Ongoing
TOTALS	\$ 428,742.00	\$ 125,921.37	\$ -	\$ 438,016.63			

COMMUNICATIONS AND MEDIA



City of Edinburg-Government Social Media Report February 2023						
Post Description	Medium	Reached	Likes	Shares	Comments	Video Views
FACEBOOK						
It's happening! The City of Edinburg is presenting a proclamation in honor of the acclaimed Grupo Frontera tomorrow at 8 p.m. at the Promenade Park Amphitheater. The city will declare Edinburg as the 'Hometown of Grupo Frontera.' They'll also be honored with 'Grupo Frontera Day in Edinburg.'						
Promenade Park Amphitheater will open its doors to the public at 7 p.m. at 201 W. McIntyre St. #EdinburgProud #NoSeVa	Photo/Graphic	854538	11785	2004	559	0
It's Time, Edinburg, to get our exercise and healthy eating on! Join the ITT Community Challenge today and help earn points for our All America City! The competition ends March 5th! Log on to http://ITTcommunitychallenge.com for more info! #ActiveEdinburg	Video	4704	28	4	6	1679
Starting tomorrow! Let the Edinburg World Birding Center take you on a guided bird walk. Learn about the diverse birdlife in our region and connect with the nature around you. Binoculars provided! #EdinburgProud #EdinburgCares	Photo/Graphic	8859	48	12	3	0
GET READY EDINBURG! March is coming in with a vengeance. Wednesday and Thursday temps are expected to climb into the upper 90s and triple digits across the RGV.	Photo/Graphic	64908	1398	436	65	0
Honoring Edinburg's finest! Today, Edinburg PD hosted its first Annual Police Awards Banquet to recognize all of the hard work from our sworn and non-sworn staff. THANK YOU for safeguarding our community.						
Congratulations to everyone who received an award and thank you for continuing to serve the department and our community at the highest level. #EdinburgProud	Photo/Graphic	15011	197	7	6	0
Fiesta Edinburg will be celebrating their 54th year with a parade! Participants will be decorating their floats with the theme Fiesta! The parade will start at 10am at Richard Flores Stadium on March 4th and end at the Hidalgo County Courthouse. To sign up contact the Edinburg Chamber at 956-383-4974. #OurEdinburg	Photo/Graphic	13453	176	26	6	0
Our Mayor Ramiro Garza Jr. will deliver the State of the City Address on March 9th at the Edinburg Conference Center at Renaissance. He'll highlight the City's amazing accomplishments in 2022 and lay out the vision for the future. This is Mayor Garza's first State of the City since taking office. The community is invited to attend! #EmpoweringTodayEnvisioningTomorrow	Photo/Graphic	6535	60	7	1	0
UTRGV & The City of Edinburg Present: The Wall That Heals. The replica of the Vietnam Veterans Memorial and mobile education center will be available for viewing from April 20-23. The installation is free to the public and open 24 hours. #EdinburgCares	Photo/Graphic	7831	94	27	0	0

Happy birthday! This week the HR Department held a birthday celebration for all of the city employees born in the month of February! #OurEdinburg #EdinburgCares	Photo/Graphic	10314	37		1	0
Typical Valley weather! Temps will remain above normal, with breezy conditions returning on Thursday. Then a cold front will arrive Thursday night bringing colder and drier air into the RGV on Friday.	Photo/Graphic	12169	49	16	6	0
Don't get left behind! The 3rd annual Hometown of Heroes Half Marathon is coming up on Sunday, March 5th. Secure your spot in the race by registering online at https://cityofedinburg.com/active_edinburg/ #StayActiveEdinburg	Photo/Graphic	9433	30	9	2	0
Attention thrill seekers! Fiesta Edinburg is having a \$10 All You Can Ride Night on Thursday, (ONLY) March 2nd from 6-10pm at the Heart of America Carnival! The carnival will be at the Bert Ogden Arena March 2-5, part of the Fiesta Edinburg Festival. #OurEdinburg	Photo/Graphic	262946	4543	1958	746	0
On Monday, the Edinburg City Council recognized the month of February 2023 as Teen Dating Violence Awareness Month. #EdinburgProud #EdinburgHelps Hidalgo County	Photo/Graphic	6310	20	2	1	0
	Photo/Graphic	30046	406	54	39	0
Be ready for the exam! The City of Edinburg is offering free preparation classes for U.S. Citizenship Exams at the Dustin M. Sekula Library. Classes take place from Feb. 18th to May 27th and are offered in both English and Spanish #EdinburgHelps #OurEdinburg	Photo/Graphic	23726	217	92	19	0
What a night! More than a thousand people joined us today at the Dustin Michael Sekula Memorial Library for FESTIBA Community Day! It was a beautiful family event with lots of fun and educational activities! UTRGV - The University of Texas Rio Grande Valley	Photo/Graphic	16841	155	11	1	0
More than 250 delegates from the Rio Grande Valley gathered for RGV Day at the Capitol. City and county leaders met with legislators to advocate for South Texas by discussing key areas of need like public safety, economic development and infrastructure. #RGVProud #OneRegionOneVoice	Photo/Graphic	8557	98	6	1	0
Join us on March 9th at 6PM for Mayor Ramiro Garza, Jr.'s State of the City Address! This free event will be highlighting the past year's accomplishments and the future direction of the city. #EmpoweringTodayEnvisioningTomorrow #OurEdinburg Edinburg Chamber Edinburg Cultural Arts	Video	2285	12	7	0	499
Take a look back at our 41st Annual All-America City David Chavana 10K Run/Walk! #EdinburgProud #StayActiveEdinburg	Video	2470	23	3	0	451
Congratulations! Musician Rosendo Beltran was recognized this week by the Edinburg City Council for his contributions to music. #EdinburgProud #OurEdinburg	Photo/Graphic	26050	362	19	19	0

<p>RGV strong!</p> <p>This is the Valley delegation that blanketed the hallways yesterday for RGV Day at the Capitol. City and county leaders met with area legislators to discuss key areas of need like public safety, economic development and infrastructure. #OneRegionOneVoice</p>	Photo/Graphic	7731	71	4	3	0	
<p>Get the facts about the healthy foods you eat and learn simple exercises to implement a healthier lifestyle. Join us at the Dustin M. Sekula Library this Tuesday, February 28th for the Walk N' Talk Nutrition Program! #StayActiveEdinburg</p>	Photo/Graphic	4924	28	10	0	0	
<p>Take advantage! The Edinburg Municipal Court's Amnesty Program runs through the end of March. Take care of those unpaid traffic tickets now. #EdinburgHelps</p>	Photo/Graphic	7612	26	27	3	0	
<p>It was Rio Grande Valley Day at the Capitol, hosted by the RGV Partnership, and what an amazing turnout! Edinburg joined dozens of Valley cities to advocate for South Texas. #OneRegionOneVoice #RGVday #WearYellow</p>	Video	3714	97	21	1	1051	
<p>Edinburg joined a host of Valley cities for RGV day at the Capitol. It was the perfect opportunity to meet with lawmakers and make their voices heard. One region, one voice. #RGVproud #RGVday</p>	Photo/Graphic	10849	148	7	1	0	
<p>Come work with us! The city of Edinburg is hosting a job fair on March 10th from 9AM-1PM at Sekula Library. You'll have the opportunity to meet with our department directors and find the right fit for you! #EdinburgProud</p>	Photo/Graphic	16289	90	37	3	0	
<p>Be sure to thank your engineers! Last night the Edinburg City Council recognized February 19-25, 2023 as Engineers Week. #EdinburgProud</p>	Photo/Graphic	13754	263	4	11	0	
<p>WATER CLOSURE: Water service will be temporarily shut-off on Tuesday, February 21, 2023, for the area surrounding West FM 1017 today until 8:00 PM to allow City crews to complete an emergency repair.</p> <p>The actual duration of the shut-off will depend on the conditions encountered.</p> <p>For questions or concerns, please contact the Utilities Department at (956) 388-8212 or the after hours contact at the City's Water Plant at (956) 388-8220.</p> <p>We thank you in advance for your patience and understanding and apologize for any inconvenience this may cause.</p>	Photo/Graphic	3402	5	3	0	0	
<p>Our Edinburg PD taking community engagement to the next level! Our officers recently spent a few hours ensuring the safety of our youngest community members by doing carseat inspections. #EdinburgsFinest #EdinburgProud</p>	Photo/Graphic	36636	220	9	11	0	

<p>WATER CLOSURE: The water service will be temporarily shut-off on Tuesday, February 21, 2023, until 3:30 PM for the 1400 block of East Champion and East Samano to allow the City crews to complete an emergency repair.</p> <p>The actual duration of the shut-off will depend on the conditions encountered.</p> <p>For questions or concerns, please contact the Utilities Department at (956) 388-8212 or the after hours contact at the City's Water Plant at (956) 388-8220.</p> <p>Thank you in advance for your patience and understanding. We apologize for any inconvenience this may cause.</p>	Photo/Graphic	2937	1	1	0	0
<p>Don't forget! Dustin Michael Sekula Memorial Library is hosting their annual FESTIBA Community Day at Edinburg Book Fest! This free event features fun, educational activities and takes place February 24th at 6PM!</p>	Photo/Graphic	15430	41	15	2	0
<p>Temperatures are expected to remain well above normal for the week. Highs top 90 degrees each afternoon starting tomorrow.</p>	Photo/Graphic	6725	46	11	2	0
<p>Big congrats to Edinburg HS Cheer Coach Eva Guerra. She was recognized tonight at the City Council meeting for her amazing accomplishments. Under her leadership, the Bobcats cheer team has earned an incredible 9 NCA titles!! #EdinburgProud</p> <p>EHS: The Bobcat Connection Edinburg Consolidated Independent School District</p>	Photo/Graphic	38649	1245	31	31	0
<p>The Solid Waste Department and Roxie Recyclesaurus Rex stopped by Carmen Avila Elementary to teach Pre-K students about the importance of recycling through their Reduce, Reuse, & Recycle Educational Presentation.</p> <p>We'd like to thank their teacher, Leticia Salinas, and Principal Ramiro Leal, for allowing our team to join their class for a fun-filled time!</p>	Photo/Graphic	9123	82	3	1	0
<p>Don't forget to mark the date on your calendar! Mayor Ramiro Garza Jr. will be hosting his first State of the City address on March 9. The public is invited to attend. You can also enjoy a "Taste of Edinburg," featuring several local restaurants when doors open at 6pm. The address begins promptly at 7pm.</p>	Photo/Graphic	3880	20	4	1	0
<p>Happy Presidents' Day from the city of Edinburg!</p>	Photo/Graphic	2908	12		1	0
<p>Get ready Edinburg! It will be a very warm to HOT week. Highs will range in the 80s and 90s. Breezy to windy conditions are expected Tuesday through Wednesday morning.</p>	Photo/Graphic	3961	27	6	0	0
<p>Make your voice heard through our Community Needs Survey! We'd like your feedback on the future use of CDBG allocations. The survey is available through March 3rd. https://surveymonkey.com/r/L8XG9H6</p>	Photo/Graphic	4211	8	3	0	0

Update to the over South Texas!							
cred: American Meteor Society	Photo/Graphic	32347	396	97	70	0	
Get out and enjoy the gorgeous weather today before strong winds and the RGV heat take over later in the week.	Photo/Graphic	4505	12		0	0	
Looking for ways to serve your community? The city of Edinburg is accepting applications for our Advisory Boards if you'd like to get involved. #TakeActionEdinburg #GiveBack.	Photo/Graphic	4283	27	6	0	0	
FYI Drivers: Precinct 4 will begin installing a flashing traffic safety signal at the intersection of Carmen Avila and Mile 22 1/2 Rd. in Edinburg. This project begins Monday and runs until mid-March.	Photo/Graphic	7407	9	2	1	0	
Come join our team! The City of Edinburg is hosting a job fair on March 10th from 9AM-1PM at Sekula Library. You'll have the opportunity to meet with our department directors and find the right fit for you! #EdinburgProud	Photo/Graphic	12034	60	28	3	0	
Gosh it's a BEAUTIFUL day in our three-time All America City! Get out there and enjoy it Edinburg. #LoveEdinburg	Photo/Graphic	10471	84	1	0	0	
The annual Fiesta Edinburg is almost here! A weekend full of live music, food, and fun is taking place from March 2-5 at the Bert Ogden Arena! Secure your tickets now at https://www.bertogdenarena.com	Photo/Graphic	269714	241	81	30	0	
Enjoy Edinburg! It's going to be a beautiful day.	Photo/Graphic	4487	68	2	2	0	
Registration is open NOW for the Hometown of Heroes Half Marathon! Head on over to www.ActiveEdinburg.com to join us on Sunday, March 5, 2023.	Video	1840	12	1	0	583	
Please be advised that our Edinburg City Council meeting has been moved from Tuesday, Feb. 21st to Monday, Feb. 20th.	Photo/Graphic	2803	10	3	0	0	
The City of Edinburg held a groundbreaking for the Edinburg Hike & Bike Trail today as city crews prepare to make lighting improvements along the existing trail located between Freddy Gonzalez Drive and Cano Street.							
Residents can expect to see 115 solar lights installed along the trail. The safety and enjoyment of the Edinburg Hike & Bike will be greatly enhanced with proper lighting and will help to extend usable park hours and time spent outdoors!	Photo/Graphic	8945	130	4	4	0	
Join us today for our groundbreaking that will lead to some great improvements on our Edinburg Hike & Bike Trail! #OurEdinburg	Photo/Graphic	5213	43	7	0	0	
Today will be cold and breezy with chilly temperatures expected at night. Temperatures will gradually warm through the weekend into early next week.	Photo/Graphic	4227	13	5	0	0	
Love is in the air! Here are a few more photos from the mass Valentine's Day wedding event that was held at the Promenade Park Amphitheater. We thank you again for sharing your special day with us, and hope that your marriages are long and happy.	Photo/Graphic	26674	288	13	9	0	

Heard the boom yesterday? Here's an update for you from NASA!	Photo/Graphic	26324	300	107	21	0	
!! It's a chilly start tomorrow with 40° and with north winds it'll feel more like 34°. Temps will also drop to 40° early Saturday morning. Be sure your pets have a warm place to sleep! #IfYouAreColdTheyAreCold	Photo/Graphic	3764	14	2	0	0	
More progress coming to the city of Edinburg! A Groundbreaking Ceremony will be held tomorrow for the improvement of the Edinburg Hike and Bike trail located between Freddy Gonzales Dr. and Cano St. Upgrades include the installation of 115 solar lights and reflective markings to extend usable park hours and improve safety around our community. #EdinburgProgress	Photo/Graphic	9172	129	10	3	0	
We're doing our best to be heart healthy in Edinburg! ❤️ February is American Heart Month, a time when everyone can focus on their cardiovascular health. South Texas Health System hosted a Heart Health Awareness Brunch and Learn at our City Hall. The goal is to understand risk factors for heart disease. ❤️ ❤️	Photo/Graphic	6613	29		0	0	
Grab a jacket as you head out the door today! A cold front is moving through today with strong winds. Red Flag Warnings have been issued. Strong winds and dry conditions allow fires to grow and spread quickly. DO NOT burn outside today and avoid activities that may create a flame or spark! Highs top out at about 70°.	Photo/Graphic	8535	76	23	1	0	
Just in case you heard or felt something.	Photo/Graphic	22425	271	148	41	0	
Congresswoman Monica De La Cruz and her team paid a visit to the City of Edinburg this week! She met with our Mayor Ramiro Garza Jr., City Manager Myra Ayala, Grants Administration Director Marissa Garza, and Edinburg EDC Director Raudel Garza. Her stop at City Hall is much appreciated!	Photo/Graphic	5768	52		3	0	
This is AWESOME! The City of Edinburg has just been awarded a ONE MILLION DOLLAR GRANT by the Texas General Land Office for drainage improvements. The funds will be used for the Chapin Pumps Rehabilitation Drainage Improvement Project in the north west side of the city. BIG thanks to GLO Commissioner Dawn Buckingham for coming to our area with her team to personally deliver the amazing news! #EdinburgProgress	Photo/Graphic	7852	82	6	4	0	
You still have a chance to register for Little League Baseball and Softball! Sign up online or in-person now at the Parks and Recreation Department, located at 315 Mark S. Pena Drive, through this Friday, February 17, 2023.							
For more information on fees, divisions, and registration, visit https://cityofedinburg.com/.../par.../youth_ath_division.php .	Video	2707	29	6	1	1138	
TOMORROW: Are your car seats installed correctly? Our Edinburg Police Department is hosting an inspection event Thursday evening to help parents out.	Photo/Graphic	6141	21	20	3	0	

A cold front arrives tomorrow with plenty of wind, and chilly overnight lows through the end of the week. Temperatures gradually warm for the weekend.	Photo/Graphic	3887	18	2	0	0
Nothing says "Valentine's Day" more than people coming together to celebrate love. Today 61 couples tied the knot at our amphitheater when Judge Charlie Espinoza continued his tradition of holding free, mass weddings in honor of the holiday. Take a look! #EdinburgProud	Video	19099	424	46	9	9167
I do! More than 60 couples exchanged vows today in our amphitheater during the Valentine's Day Mass Wedding Event. Special thanks to Judge Charlie Espinoza for officiating the ceremony. He's been marrying couples for FREE on V-day for more than 25 years now! #OurEdinburg #EdinburgProud	Photo/Graphic	77758	1947	209	83	0
A dedication ceremony was held yesterday where DPS named the patrol helicopter in honor of Trooper Moises Sanchez at Edinburg Airport. Our city leaders were honored to attend this event, in recognition of our fallen Valley hero.	Photo/Graphic	28100	582	38	2	0
TODAY IS THE BIG DAY! Dozens of couples are going to the park and they're gonna get married!	Photo/Graphic	12481	118	11	10	0
Here's a special wish for every single one of you on this special day. Happy Valentine's Day from the All America City of #Edinburg! #Vday #EdinburgCares ❤️	Photo/Graphic	4785	72	1	7	0
The Edinburg Police Department has teamed up with TxDOT to shed light on the importance of buckling up in its "Teen Click It or Ticket" campaign. Make sure you buckle up every time you get into your vehicle and stay safe out on the roads! #EdinburgCares	Video	1693	14	1	0	436
Still need plans for Valentine's Day? We've got you covered!						
Join us for a FREE Couple's Exercise class at the Edinburg Parks and Recreation Boxing Gym at 315 Mark S. Pena Drive tomorrow, Tuesday, February 14. Spots are limited to 15 people. To reserve a spot for yourself and your significant other, call (956) 381-5631 or email degarza@cityofedinburg.com.	Photo/Graphic	4054	4	2	0	0
A pair of cold fronts are forecast, with the first tomorrow, and the second on Thursday. Plenty of wind and very warm to hot temperatures will occur near the frontal passages. Cooler highs and chilly overnight lows are expected at the end of the week.	Photo/Graphic	4465	8	3	0	0
Kudos! Edinburg's City Council recognized Jessica Mar as our December Employee of the Month. This is a well deserved recognition for our Public Works Administrative Specialist. Thanks for all you do!	Video	1684	5	1	0	390
More photos of the 41st Annual All-America City David Chavana 10K and Fun Run. Click on the link to view! Thanks for joining us!	Photo/Graphic	4524	11	2	4	0

Sign up for Curbside Recycling Services on the city of Edinburg website in just four easy steps! This new feature can be found under the 'How Do I' tab at www.cityofedinburg.com . It's a simple way to help our environment.	Photo/Graphic	8336	42	12	5	0
Breezy to windy conditions will continue tomorrow. A late week cold front will bring cooler and drier conditions to our city on Thursday into Friday.	Photo/Graphic	3739	8		0	0
REMINDER: Edinburg City Offices will be closed tomorrow. Regular business hours resume on Tuesday.	Photo/Graphic	11939	44	6	14	0
What an incredible turnout! Thousands joined the 41st Annual All-America City David Chavana 10K this past weekend. We are Edinburg proud! #FitEdinburg	Video	2480	40	1	2	728
Learn more about the Edinburg 2040 Government Transparency Committee from Chair Dr. Kimberly Selber now! Tune in to see how they are working to improve communication between our elected officials and the community.	Video	1877	92	5	1	535
Despite the passage of a cold front on Tuesday, temps will gradually warm through much of the week. Breezy to windy conditions will begin on Monday. A late week cold front will bring cooler and drier conditions on Thursday.	Photo/Graphic	2967	8	1	0	0
Mayor and Council recognized February 2023 as Black History Month during this week's City Council Meeting. Black History Month is an annual national observance that pays tribute to African American men and women who have made significant contributions to our country and the world. The Edinburg City Council recognizes the many contributions our local African American community has made right here in our beautiful city.	Photo/Graphic	3250	16	1	0	0
The cold weather didn't keep folks from showing up, and the smiles warmed your heart! Runners and walkers lined up at Richard Flores Stadium for an unforgettable Miracle Mile that was all about inclusivity. #OurEdinburg Capable Kids	Video	1951	44	4	0	608
A cold night is ahead. Widespread 30s-40s are expected across the region early tomorrow morning with "feels like temps" dropping to 30 to 35° for the RGV.	Photo/Graphic	24040	320	101	21	0
Congrats to the new Chief! Our Mayor Ramiro Garza Jr. attended the traditional Border Patrol Change of Command Ceremony today for RGV Chief Patrol Agent Gloria I. Chavez. Incredible event!	Photo/Graphic	12450	129	4	7	0
LANE CLOSURE: Please be advised that there will be a lane closure for the eastbound outer lane of Freddy Gonzalez Drive at 17th Street on Monday, February 13, 2023 between the hours of 8 a.m. and 11 a.m. We ask that the community drive with caution in the area.	Photo/Graphic	4744	4	4	1	0
REMINDER: Edinburg City offices and the Regional Sanitary Landfill will be closed on Monday, February 13th. The garbage collection schedule can be found below!	Photo/Graphic	5373	3	2	0	0
ICYMI: Edinburg City Offices will be closed on Monday. Regular business hours resume on Tuesday, Feb. 14.	Photo/Graphic	10872	76	9	13	0

Registration for Little League Baseball and Softball is open NOW! You can register online or in-person at the Parks and Recreation Department, located at 315 Mark S. Pena Drive, through February 17, 2023. For more information on fees, divisions, and registration, visit https://cityofedineburg.com/departments/parks_and_recreation/youth_ath_division.php .	Video	8431	97	27	14	2591	
Cool weekend in store and then check out Wednesday!	Photo/Graphic	5081	13	3	1	0	
Preparing the leaders of tomorrow! Mayor Ramiro Garza Jr. spent the morning at IDEA Quest as part of their annual Career Day. We would like to thank them for making Career Day one to remember for our mayor! #EdinburgProud #OurEdinburg	Photo/Graphic	7073	98	3	1	0	
Leadership Edinburg Class XXXIV has a class initiative to beautify and restore the facade of the American Legion Post 408 for our veterans. The LE Class hosted a benefit luncheon today and our City leadership attended. The goal is to pay tribute to the sacrifices made by our heroes and ensure that their legacy lives on.	Photo/Graphic	7281	58	2	4	0	
Edinburg Municipal Court is offering residents a special gift beginning on Valentine's Day. They're hosting an Amnesty Program beginning Tuesday through Friday, March 31. Residents with an outstanding traffic ticket or a Class C misdemeanor can pay their fine, or make arrangements to pay, without any additional fees. Failure to appear charges will be waived for those who come in voluntarily. For more info call (956) 318-8819 or 289-7797.	Photo/Graphic	7020	45	33	1	0	
Love is in the air! February 14, Judge Charlie Espinoza will be officiating FREE Valentine's Day weddings in Edinburg! Witnesses are not required. Couples must get a valid marriage license at least 72 hours before the wedding.	Photo/Graphic	4837	33	4	1	0	
Edinburg Municipal Court Judge Hector Bustos has partnered up with the Edinburg School District for some amazing community engagement. Today he visited Robert E. Lee Elementary to talk to the kids about topics like truancy and the importance of staying in school.	Video	2360	81	5	1	867	
Edinburg Municipal Court Judge Hector Bustos is taking community outreach to the next level. He has partnered up with the Edinburg School District to spread positive messages. Today he visited Robert E. Lee Elementary to talk to the kids about truancy, and the importance of education and staying in school. #EdinburgProud #OurEdinburg	Photo/Graphic	8902	90	3	1	0	
You asked for more photos and we're here to help! Here's some more shots of the runners that joined us for the All-America City David Chavana 10k this past weekend. Thanks for participating! #OurEdinburg #ActiveEdinburg	Photo/Graphic	24142	156	16	7	0	

Please share your thoughts on our Community Needs Survey! We'd like your feedback on the future use of CDBG allocations. The survey is available through March 3rd. https://www.surveymonkey.com/r/L8XG9H6	Photo/Graphic	1735	5	5	1	0
Stay up-to-date on Edinburg's city-related information when you follow all our social media platforms!	Photo/Graphic	2780	12		0	0
Grab a jacket! A cold front will move through the Valley this morning. Isolated to scattered showers are possible with the passage of the front. Otherwise, mostly breezy and cooler today with highs in the 60s.	Photo/Graphic	4827	29	4	1	0
Congrats! The Edinburg City Council recognized Sgt. Oziel Abraham Plata for 27 years of service with the Edinburg Police Department. During his years of service, he received various certificates, and held many licenses. We thank Sgt. Plata for his dedication to our community and his willingness to serve, and wish him the best in his retirement.	Photo/Graphic	5518	81	2	9	0
Following a pair of school violence threats in the City of Edinburg in the last few weeks, the Edinburg Police Department is reminding the community that making these threats is NO JOKE. It comes with hefty consequences. #SeeSomethingSaySomething						
--	Video	3019	65	17	0	1318
Be ready! A Wind Advisory has been issued for portions of the Rio Grande Valley due to expected strong winds today.	Photo/Graphic	4340	30	4	0	0
The #Edinburg2040 Mayor's Youth Advisory Council met to start planning their goals for the year! The talented group of high school juniors, all from Edinburg CISD schools, discussed their priorities and worked on team-building skills. We can't wait to see what they do next!	Photo/Graphic	9710	118	4	5	0
This Wednesday, February 8th, is the deadline to submit your Hometown Hero for consideration ahead of the Hometown of Heroes Half Marathon! Anyone can be nominated so long as they meet the guidelines listed on the city of Edinburg website. 13 people will be selected. Each mile of the half-marathon will be dedicated to the 13 Hometown Heroes that are chosen. Nominations must be submitted to commandmedia@cityofedinburg.com . The nomination form can be found here: https://cityofedinburg.com/events_detail_T53_R836.php	Video	1902	13	2	0	563
The Edinburg HS Varsity Cheerleaders were crowned 2023 NCA National Champs once again! The Bobcat Cheerleaders defended their title at the most prestigious cheer competition in the country. Congrats!!! #EdinburgProud Edinburg Consolidated Independent School District EHS: The Bobcat Connection	Video	7481	375	33	3	2749

<p>Edinburg City offices and the Regional Sanitary Landfill will be closed on Monday, February 13th. Garbage collection will be as follows:</p> <p>RESIDENTIAL AND COMMERCIAL: do not change due to holidays. Containers must be out by 7AM</p> <p>RECYCLING CENTER: will also be CLOSED Monday and will resume business on Tuesday, Feb. 14, 8AM - 6:30PM.</p> <p>EDINBURG REGIONAL SANITARY LANDFILL: will be CLOSED to the public on Monday, Feb. 13 but will resume business on Tuesday from 7:30AM - 5:30PM.</p> <p>BRUSH: will continue as currently scheduled and will be provided Monday through Friday, the week of February 13 for Area 2.</p> <p>Please contact Solid Waste Management at 956-381-5635 for more information.</p>	Photo/Graphic	10016	23	15	5	0
<p>Are you ready to tie the knot this year?</p> <p>Judge Charlie Espinoza and the city of Edinburg invites you to get married in our beautiful city during a FREE Valentine's Day wedding ceremony at the Promenade Park Amphitheater!</p> <p>JP Espinoza's office is asking residents interested in kickstarting a long and happy marriage to register by calling (956) 380-4473. Parties must secure a valid marriage license 72 hours in advance from the Hidalgo County Clerk's Office.</p> <p>The ceremony will be held on February 14 from 10am-1pm at 201 West McIntyre Street. We are looking forward to this sweet event!</p>	Photo/Graphic	26094	315	111	39	0
<p>UPDATE AS OF 2/6/23 2:25PM CT: Intersection is back in service.</p> <p>-----</p> <p>NOTICE: Please be advised that due to signal head upgrades, the intersection at Sprague and McColl will be flashing red, making it a 4-way stop until further notice.</p> <p>Updates on the restoration of the intersection lights will be shared across city of Edinburg social media platforms when they are available. Thank you for your understanding!</p>	Photo/Graphic	7590	19	6	3	0
<p>Warm and windy conditions are expected today and tomorrow. Rain chances increase Tuesday night into Wednesday morning as a cold front moves through. Another cold front is forecast to arrive Friday morning. #TypicalRGVweather #HotOneDayColdTheNext</p>	Photo/Graphic	3821	13	4	0	0

<p>NOTICE FOR EDINBURG RESIDENTS/COMMUTERS: Please be advised that nightly paving work is scheduled for SH 107 (University Drive) between FM 2061 (McColl Road) and 10th Avenue in the city of Edinburg from February 5 to March 9 between the hours of 7 p.m. to 6 a.m., weather permitting. We ask that everyone drive with care in this work zone.</p>	Photo/Graphic	12923	90	46	9	0
<p>You have two more opportunities this week to participate in the Parks and Recreation Department's FREE Women's Dance Cardio class!</p> <p>On Tuesday, February 7th, and Thursday, February 9, ladies ages 16 and up can join in on all the fun at 7:20PM on each day. Spots are limited to 15 people per event. To secure your spot, register by calling (956) 381-5631 or by emailing degarza@cityofedinburg.com. Stay active, Edinburg!</p>	Photo/Graphic	5701	22	8	1	0
<p>You can now sign up for Curbside Recycling Services on the city of Edinburg website! This new feature can be found under the 'How Do I' tab at www.cityofedinburg.com, and we show you how easy it is to register in today's video.</p>	Video	1830	11	3	0	546
<p>REMINDER: You still have time to nominate a Hometown Hero!</p> <p>Take the time to nominate the men and women who serve and give back to our city ahead of the Hometown of Heroes Half Marathon. Anyone can be nominated so long as they meet the guidelines below.</p> <p>Nominations are being accepted NOW and 13 people will be selected. Each mile of the half-marathon will be dedicated to the 13 Hometown Heroes that are chosen. The deadline for submissions is February 8, 2023. Nominations must be submitted to commandmedia@cityofedinburg.com.</p> <p>The nomination form can be found here: https://cityofedinburg.com/events_detail_T53_R836.php</p>	Photo/Graphic	7013	15	7	0	0
<p>Meet Jessica Mar our Employee of the Month for December! We want to congratulate our Administrative Specialist at Public Works for earning this well-deserved recognition, and want to thank her for being a part of the City of Edinburg team!</p>	Photo/Graphic	12066	97	1	12	0
<p>Our Mayor Ramiro Garza Jr. will deliver the State of the City Address on March 9th at the Edinburg Conference Center at Renaissance. This is Mayor Garza's first State of the City since taking office. He'll highlight the City's amazing accomplishments in 2022 and lay out the vision for the future. The community is invited to attend! #EmpoweringTodayEnvisioningTomorrow</p>	Photo/Graphic	8268	98	8	0	0
<p>The 41st Annual All-America City David Chavana 10K Run/Walk and Fun Run are in the books!</p> <p>Thank you for joining us for another amazing year on such a beautiful Saturday morning. We love seeing our community come together and get active with family and friends. We'll see you in 2024, Edinburg!</p>	Photo/Graphic	34260	446	26	10	0

We're getting ready to kick off the 41st Annual All-America City David Chavana 10K Run/Walk!	Video	2776	41	2	2	1108	
REMINDER: Roads will close along today's race route at 7 a.m. Please plan accordingly and proceed with caution if you are driving in the area.	Photo/Graphic	23796	122	19	17	0	
A huge thank you to everyone who joined us for the 8th Annual Miracle Mile at Richard R. Flores Stadium tonight! This amazing event would not be possible without your support, our community partners, and the Edinburg Parks and Recreation Department. We look forward to seeing all of those smiles again next year!	Photo/Graphic	22482	414	33	7	0	
Plan ahead! There will be multiple road closures along the route set for the 41st Annual All-America City David Chavana 10K Run/Walk beginning tomorrow, Saturday, February 4 at 7 a.m. We recommend arriving to the start of the race early to avoid any delays. We thank you for your understanding and are so excited to see you there!	Photo/Graphic	26243	120	42	6	0	
TONIGHT! <input type="checkbox"/> Join us for the unforgettable 8th Annual Miracle Mile at Richard R. Flores Stadium at 6 p.m. Don't miss the smiles; we're also asking residents to help fill the bleachers to cheer on our awesome participants.	Photo/Graphic	21937	247	17	7	0	
City of Edinburg employees are honoring National Wear Red Day to bring awareness to women's heart health! National Wear Red day is a beautiful first step in giving women the critical heart health information and services they need and deserve. #EdinburgCares	Photo/Graphic	7507	54	2	0	0	
LAST DAY to apply! If you're social media savvy, here's a great opportunity for you! #TeamEdinburg	Photo/Graphic	5177	18	5	0	0	
Warmer weather is expected this weekend. Winds increase early next week as a weak cold front nears our area by the middle of next week. Rain chances increase late Tuesday into Wednesday.	Photo/Graphic	3684	8	4	1	0	
YES!!! The Edinburg Chamber just revealed the headlining acts for Fiesta Edinburg, set for March 2-5 at Bert Ogden Arena. It'll be...Los Tigres Del Norte on Friday and the Randy Rogers Band on Saturday. You don't want to miss this great event. Tickets for each concert can be purchased at www.bertogdenarena.com .	Photo/Graphic	27298	282	28	20	0	

<p>We are just as excited as you are for the 41st Annual All-America City David Chavana 10K Run/Walk this weekend! Get ready to get active.</p> <p>Here's what you need to know:</p> <p>Packet pickup is happening NOW through Friday, February 3rd at the Parks and Recreation Department, located at 315 Mark S. Pena Drive, from 9 a.m. to 9 p.m. Packets for the 10K will also be available to pickup on race day until 7:30 a.m.</p> <p>We recommend getting to the race start early! Surrounding roads will close at 7 a.m. and the race begins at 8 a.m. A map with road closures along the race route will be shared across all city of Edinburg social media platforms before the race.</p> <p>The race is rain or shine, but we are anticipating great weather conditions! Dress for success.</p> <p>Thank you for joining us. We can't wait to see you there!</p>	Video	2937	29	3	6	1316
<p>UPDATE AS OF 2/2/23 2:20PM CT: Water is back in service.</p> <p>-----</p> <p>WATER CLOSURE: Please be advised that the water service will be temporarily shut-off today, Thursday, February 2, 2023, until 6:00 PM for the area surrounding Baltic Avenue and Champion Street to allow city crews to complete an emergency repair.</p> <p>The actual duration of the shut-off will depend on the conditions encountered.</p> <p>For questions or concerns, please contact the Utilities Department at (956) 388-8212 or the after hours contact at the City's Water Plant at (956) 388-8220.</p>	Photo/Graphic	3521	6	3	0	0
<p>Make sure you take advantage of FREE workout classes at the Edinburg Parks & Recreation Department!</p> <p>Join us tonight for a FREE Senior Chair Exercise class at 7:20PM. Spots are limited and each class holds 15 people per event. To pre-register, call (956) 381-5631 or email degarza@cityofedinburg.com.</p>	Photo/Graphic	4332	8	2	2	0
<p>We might actually see some high 50s today! We are finally starting to warm up a bit.</p>	Photo/Graphic	7338	21	2	0	0
<p>Reading rocks! The Dustin Michael Sekula Memorial Library hosted presentations today to celebrate World Read Aloud Day! Our police officers and firefighters were invited to join in on story time, and we appreciate that they took this opportunity to share the value of reading. ❤️</p>	Photo/Graphic	6973	60	4	1	0

REMINDER: Today is the last day to register ONLINE for the 41st Annual David Chavana 10K Run/Walk.						
Don't miss out on an amazing event! Head over to www.ActiveEdinburg.com to secure your spot before race day on Saturday, February 4, 2023. In-person registration will continue through Friday, February 3rd, at the Parks and Recreation Department, located at 315 Mark S. Pena Drive.						
If you've already registered, packet pickup is happening now through Friday, February 3rd from 9 a.m. to 9 p.m. at the Parks and Recreation Department, located at 315 Mark S. Pena Drive. Packets for the 10K will also be available to pickup on race day until 7:30 a.m.	Photo/Graphic	4607	24	4	0	0
Check out your 9-time NCA Cheerleading Champs! Stay tuned for a story on the Edinburg HS Cheer team and their historic win. Edinburg Consolidated Independent School District EHS: The Bobcat Connection #GoBobcats	Photo/Graphic	16337	296	17	2	0
Due to inclement weather, the Edinburg Parks and Recreation Department has canceled Youth Winter Baseball League and Adult Softball games for today, Wednesday, February 1, 2023.						
We apologize for any inconvenience and thank you for your understanding!	Photo/Graphic	4443	4	4	0	0
Please be advised that Los Lagos Golf Course and Ebony Hills Golf Course will be closed today, Wednesday, February 1, 2023, due to inclement weather.						
Putter's Grill at Los Lagos will remain open.						
Thank you for your patience and understanding!	Photo/Graphic	3751	7	2	0	0
Welcome, February! You're starting us off with another taste of winter. Please be good to us!	Photo/Graphic	4532	54	9	1	0
Brrrr! A Wind Chill Advisory is in effect until 9am due to wind chills between 25 to 30 degrees across the RGV. Remember to dress in layers if you're heading out early this morning.	Photo/Graphic	7100	57	17	1	0
Bundle up! Tonight will be cold, wet and cloudy with moderate north winds and scattered light rain and patchy drizzle likely.	Photo/Graphic	3386	14	1	0	0
	TOTAL	2,786,698	33,027	6,556	2,129	28,323
INSTAGRAM						
Post Description	Medium	Reached	Likes	Shares	Comments	Video Views

<p>Please be advised that Los Lagos Golf Course and Ebony Hills Golf Course will be closed today, Wednesday, February 1, 2023, due to inclement weather.</p> <p>Putter's Grill at Los Lagos will remain open.</p> <p>Thank you for your patience and understanding!</p>	Photo/Graphic	1364	20	1	0	0
<p>Check out your 9-time NCA Cheerleading Champs! Stay tuned for a story on the Edinburg HS Cheer team and their historic win.</p> <p>Edinburg Consolidated Independent School District</p> <p>EHS: The Bobcat Connection #GoBobcats</p>	Photo/Graphic	2859	272	14	1	0
<p>REMINDER: Today is the last day to register ONLINE for the 41st Annual David Chavana 10K Run/Walk.</p> <p>Don't miss out on an amazing event! Head over to www.ActiveEdinburg.com to secure your spot before race day on Saturday, February 4, 2023. In-person registration will continue through Friday, February 3rd, at the Parks and Recreation Department, located at 315 Mark S. Pena Drive.</p> <p>If you've already registered, packet pickup is happening now through Friday, February 3rd from 9 a.m. to 9 p.m. at the Parks and Recreation Department, located at 315 Mark S. Pena Drive. Packets for the 10K will also be available to pickup on race day until 7:30 a.m.</p>	Photo/Graphic	1643	34	3	0	0
<p>The Dustin Michael Sekula Memorial Library hosted presentations today to celebrate World Read Aloud Day! Our police officers and firefighters were invited to join in on story time, and we appreciate that they took this opportunity to share the value of reading. ♥</p>	Photo/Graphic	2408	134	9	0	0
<p>TOMORROW is the LAST DAY to apply! If you're social media savvy, here's a great opportunity for you! #TeamEdinburg</p>	Photo/Graphic	2285	44	8	0	0
<p>#ICYMI: The Edinburg Chamber just revealed the headlining acts for Fiesta Edinburg, set for March 2-5 at Bert Ogden Arena. It'll be...Los Tigres Del Norte on Friday and the Randy Rogers Band on Saturday. You don't want to miss this great event. Tickets for each concert can be purchased at www.bertogdenarena.com.</p>	Photo/Graphic	1588	53	6	1	0
<p>City of Edinburg employees are honoring National Wear Red Day to bring awareness to women's heart health! National Wear Red day is a beautiful first step in giving women the critical heart health information and services they need and deserve. #EdinburgCares</p>	Photo/Graphic	1867	104	5	0	0
<p>TONIGHT! □</p> <p>Join us for the unforgettable 8th Annual Miracle Mile at Richard R. Flores Stadium at 6 p.m.</p> <p>Don't miss the smiles; we're also asking residents to help fill the bleachers to cheer on our awesome participants.</p>	Photo/Graphic	3624	281	1	2	0

Plan ahead! There will be multiple road closures along the route set for the 41st Annual All-America City David Chavana 10K Run/Walk beginning tomorrow, Saturday, February 4 at 7 a.m. We recommend arriving to the start of the race early to avoid any delays. We thank you for your understanding and are so excited to see you there!	Photo/Graphic	4607	138	20	3	0
A huge thank you to everyone who joined us for the 8th Annual Miracle Mile at Richard R. Flores Stadium tonight! This amazing event would not be possible without your support, our community partners, and the Edinburg Parks and Recreation Department. We look forward to seeing all of those smiles again next year!	Photo/Graphic	2616	215	26	2	0
REMINDER: Roads will close along today's race route at 7 a.m. Please plan accordingly and proceed with caution if you are driving in the area.	Photo/Graphic	2341	71	7	0	0
The 41st Annual All-America City David Chavana 10K Run/Walk and Fun Run are in the books! Thank you for joining us for another amazing year on such a beautiful Saturday morning. We love seeing our community come together and get active with family and friends. We'll see you in 2024, Edinburg!	Photo/Graphic	3289	272	4	1	0
Meet Jessica Mar our Employee of the Month for December! We want to congratulate our Administrative Specialist at Public Works for earning this well-deserved recognition, and want to thank her for being a part of the City of Edinburg team!	Photo/Graphic	1698	55	1	0	0
REMINDER: You still have time to nominate a Hometown Hero! Take the time to nominate the men and women who serve and give back to our city ahead of the Hometown of Heroes Half Marathon. Anyone can be nominated so long as they meet the guidelines below. Nominations are being accepted NOW and 13 people will be selected. Each mile of the half-marathon will be dedicated to the 13 Hometown Heroes that are chosen. The deadline for submissions is February 8, 2023. Nominations must be submitted to commandmedia@cityofedinburg.com . The nomination form can be found here: https://cityofedinburg.com/events_detail_T53_R836.php	Photo/Graphic	1182	37	5	0	0
You can now sign up for Curbside Recycling Services on the city of Edinburg website! This new feature can be found under the 'How Do I' tab at www.cityofedinburg.com , and we show you how easy it is to register in today's video.	Photo/Graphic	4848	128	22	3	5073

<p>Are you ready to tie the knot this year?</p> <p>Judge Charlie Espinoza and the city of Edinburg invites you to get married in our beautiful city during a FREE Valentine's Day wedding ceremony at the Promenade Park Amphitheater!</p> <p>JP Espinoza's office is asking residents interested in kickstarting a long and happy marriage to register by calling (956) 380-4473. Parties must secure a valid marriage license 72 hours in advance from the Hidalgo County Clerk's Office.</p> <p>The ceremony will be held on February 14 from 10am-1pm at 201 West McIntyre Street. We are looking forward to this sweet event!</p>	Photo/Graphic	6830	321	216	4	0
<p>Edinburg City offices and the Regional Sanitary Landfill will be closed on Monday, February 13th. Garbage collection will be as follows:</p> <p>RESIDENTIAL AND COMMERCIAL: do not change due to holidays. Containers must be out by 7AM</p> <p>RECYCLING CENTER: will also be CLOSED Monday and will resume business on Tuesday, Feb. 14, 8AM - 6:30PM.</p> <p>EDINBURG REGIONAL SANITARY LANDFILL: will be CLOSED to the public on Monday, Feb. 13 but will resume business on Tuesday from 7:30AM - 5:30PM.</p> <p>BRUSH: will continue as currently scheduled and will be provided Monday through Friday, the week of February 13 for Area 2.</p> <p>Please contact Solid Waste Management at 956-381-5635 for more information.</p>	Photo/Graphic	2421	35	2	1	0
<p>The Edinburg HS Varsity Cheerleaders were crowned 2023 NCA National Champs once again! The Bobcat Cheerleaders defended their title at the most prestigious cheer competition in the country. Congrats!!! #EdinburgProud Edinburg Consolidated Independent School District EHS: The Bobcat Connection</p>	Video	5359	235	31	3	2059
<p>The #Edinburg2040 Mayor's Youth Advisory Council met to start planning their goals for the year! The talented group of high school juniors, all from Edinburg CISD schools, discussed their priorities and worked on team-building skills. We can't wait to see what they do next!</p>	Photo/Graphic	2228	127	8	2	0

<p>This Wednesday, February 8th, is the deadline to submit your Hometown Hero for consideration ahead of the Hometown of Heroes Half Marathon! Anyone can be nominated so long as they meet the guidelines listed on the city of Edinburg website.</p> <p>13 people will be selected. Each mile of the half-marathon will be dedicated to the 13 Hometown Heroes that are chosen.</p> <p>Nominations must be submitted to commandmedia@cityofedinburg.com.</p> <p>The nomination form can be found here: https://cityofedinburg.com/events_detail_T53_R836.php</p>	Video	2325	77	4	4	2477	
<p>Following a pair of school violence threats in the City of Edinburg in the last few weeks, the Edinburg Police Department is reminding the community that making these threats is NO JOKE. It comes with hefty consequences. #SeeSomethingSaySomething</p>	Video	8030	409	89	2	4380	
<p>The Edinburg City Council recognized Sgt. Oziel Abraham Plata for 27 years of service with the Edinburg Police Department. During his years of service, he received various certificates, and held many licenses. We thank Sgt. Plata for his dedication to our community and his willingness to serve, and wish him the best in his retirement.</p>	Photo/Graphic	1275	43	0	0	0	
<p>Edinburg Municipal Court Judge Hector Bustos is taking community outreach to the next level. He has partnered up with the Edinburg School District to spread positive messages. Today he visited Robert E. Lee Elementary to talk to the kids about truancy, and the importance of education and staying in school. #EdinburgProud #OurEdinburg</p>	Photo/Graphic	2434	117	16	1	0	
<p>Edinburg Municipal Court Judge Hector Bustos has partnered up with the Edinburg School District for some amazing community engagement. Today he visited Robert E. Lee Elementary to talk to the kids about topics like truancy and the importance of staying in school.</p>	Video	2507	72	6	3	2741	
<p>Edinburg Municipal Court is offering residents a special gift beginning on Valentine's Day. They're hosting an Amnesty Program beginning Tuesday through Friday, March 31. Residents with an outstanding traffic ticket or a Class C misdemeanor can pay their fine, or make arrangements to pay, without any additional fees. Failure to appear charges will be waived for those who come in voluntarily. For more info call (956) 318-8819 or 289-7797.</p>	Photo/Graphic	5824	154	68	2	0	
<p>Today our Mayor Pro Tem David White and Councilman Johnny Garcia...</p>	Photo/Graphic	1835	80	4	1	0	

Leadership Edinburg Class XXXIV has a class initiative to beautify and restore the facade of the American Legion Post 408 for our veterans. The LE Class hosted a benefit luncheon today and our City leadership attended. The goal is to pay tribute to the sacrifices made by our heroes and ensure that their legacy lives on.	Photo/Graphic	1216	51	2	0	0
Preparing the leaders of tomorrow! Mayor Ramiro Garza Jr. spent the morning at IDEA Quest as part of their annual Career Day. We would like to thank them for making Career Day one to remember for our mayor! #EdinburgProud #OurEdinburg	Photo/Graphic	1526	100	16	0	0
Registration for Little League Baseball and Softball is open NOW! You can register online or in-person at the Parks and Recreation Department, located at 315 Mark S. Pena Drive, through February 17, 2023. For more information on fees, divisions, and registration, visit https://cityofedinburg.com/departments/parks_and_recreation/youth_ath_division.php .	Video	3345	93	18	1	3460
Congrats are in order! Edinburg's City Council recognized Jessica Mar...	Photo/Graphic	1013	19	0	0	0
What an incredible turnout! Thousands joined the 41st Annual All-America City David Chavana 10K this past weekend. We are Edinburg proud! #FitEdinburg	Video	2141	107	1	0	2270
The cold weather didn't keep folks from showing up, and the smiles warmed your heart! Runners and walkers lined up at Richard Flores Stadium for an unforgettable Miracle Mile that was all about inclusivity. #OurEdinburg Capable Kids	Video	1639	73	1	1	1709
LANE CLOSURE: Please be advised that there will be a lane closure for the eastbound outer lane of Freddy Gonzalez Drive at 17th Street on Monday, February 13, 2023 between the hours of 8 a.m. and 11 a.m. We ask that the community drive with caution in the area.	Photo/Graphic	1218	19	0	0	0
Learn more about the Edinburg 2040 Government Transparency Committee from Chair Dr. Kimberly Selber now! Tune in to see how they are working to improve communication between our elected officials and the community.	Video	1161	30	0	0	446
Mayor and Council recognized February 2023 as Black History Month during this week's City Council Meeting. Black History Month is an annual national observance that pays tribute to African American men and women who have made significant contributions to our country and the world. The Edinburg City Council recognizes the many contributions our local African American community has made right here in our beautiful city.	Photo/Graphic	1016	31	0	0	0

Sign up for Curbside Recycling Services on the city of Edinburg website in just four easy steps! This new feature can be found under the 'How Do I' tab at www.cityofedinburg.com . It's a simple way to help our environment.	Photo/Graphic	1155	18	3	0	0
Kudos! Edinburg's City Council recognized Jessica Mar as our December Employee of the Month. This is a well deserved recognition for our Public Works Administrative Specialist. Thanks for all you do!	Video	1573	46	0	1	0
The Edinburg Police Department has teamed up with TxDOT to shed light on the importance of buckling up in its "Teen Click It or Ticket" campaign. Make sure you buckle up every time you get into your vehicle and stay safe out on the roads! #EdinburgCares	Video	3560	117	9	1	3878
A dedication ceremony was held yesterday where DPS named the patrol helicopter in honor of Trooper Moises Sanchez at Edinburg Airport. Our city leaders were honored to attend this event, in recognition of our fallen Valley hero.	Photo/Graphic	2454	149	7	1	0
I do! More than 60 couples exchanged vows today in our amphitheater during the Valentine's Day Mass Wedding Event. Special thanks to Judge Charlie Espinoza for officiating the ceremony. He's been marrying couples for FREE on V-day for more than 25 years now! #OurEdinburg #EdinburgProud	Photo/Graphic	6758	527	65	13	0
Nothing says "Valentine's Day" more than people coming together to celebrate love. Today 61 couples tied the knot at our amphitheater when Judge Charlie Espinoza continued his tradition of holding free, mass weddings in honor of the holiday. Take a look! #EdinburgProud	Video	4795	262	32	5	5132
This is AWESOME! The City of Edinburg has just been awarded a ONE MILLION DOLLAR GRANT by the Texas General Land Office for drainage improvements. The funds will be used for the Chapin Pumps Rehabilitation Drainage Improvement Project in the north west side of the city. BIG thanks to GLO Commissioner Dawn Buckingham for coming to our area with her team to personally deliver the amazing news! #EdinburgProgress	Photo/Graphic	1450	63	3	0	0
Congresswoman Monica De La Cruz and her team paid a visit to the City of Edinburg this week! She met with our Mayor Ramiro Garza Jr., City Manager Myra Ayala, Grants Administration Director Marissa Garza, and Edinburg EDC Director Raudel Garza. Her stop at City Hall is much appreciated!	Photo/Graphic	1514	34	2	1	0
We're doing our best to be heart healthy in Edinburg! ♥ February is American Heart Month, a time when everyone can focus on their cardiovascular health. South Texas Health System hosted a Heart Health Awareness Brunch and Learn at our City Hall. The goal is to understand risk factors for heart disease. ♥ ♥	Photo/Graphic	1550	68	2	0	0

More progress coming to the city of Edinburg! A Groundbreaking Ceremony will be held tomorrow for the improvement of the Edinburg Hike and Bike trail located between Freddy Gonzales Dr. and Cano St. Upgrades include the installation of 115 solar lights and reflective markings to extend usable park hours and improve safety around our community. #EdinburgProgress	Photo/Graphic	4902	198	19	2	0
Love is in the air! Here are a few more photos from the mass Valentine's Day wedding event that was held at the Promenade Park Amphitheater. We thank you again for sharing your special day with us, and hope that your marriages are long and happy.	Photo/Graphic	2734	165	62	0	0
The City of Edinburg held a groundbreaking for the Edinburg Hike & Bike Trail today as city crews prepare to make lighting improvements along the existing trail located between Freddy Gonzalez Drive and Cano Street.						
Residents can expect to see 115 solar lights installed along the trail. The safety and enjoyment of the Edinburg Hike & Bike will be greatly enhanced with proper lighting and will help to extend usable park hours and time spent outdoors!	Photo/Graphic	2431	124	10	2	0
Please be advised that our Edinburg City Council meeting has been moved from Tuesday, Feb. 21st to Monday, Feb. 20th.	Photo/Graphic	1209	24	1	0	0
Come join our team! The City of Edinburg is hosting a job fair on March 10th from 9AM-1PM at Sekula Library. You'll have the opportunity to meet with our department directors and find the right fit for you! #EdinburgProud	Photo/Graphic	3240	57	21	0	0
FYI Drivers: Precinct 4 will begin installing a flashing traffic safety signal at the intersection of Carmen Avila and Mile 22 1/2 Rd. in Edinburg. This project begins Monday and runs until mid-March.	Photo/Graphic	1295	15	0	0	0
Looking for ways to serve your community? The city of Edinburg is accepting applications for our Advisory Boards if you'd like to get involved. #TakeActionEdinburg #GiveBack.	Photo/Graphic	1541	25	3	2	0
Happy Presidents' Day from the city of Edinburg!	Photo/Graphic	934	20	0	0	0
The Solid Waste Department and Roxie Recyclesaurus Rex stopped by Carmen Avila Elementary to teach Pre-K students about the importance of recycling through their Reduce, Reuse, & Recycle Educational Presentation.						
We'd like to thank their teacher, Leticia Salinas, and Principal Ramiro Leal, for allowing our team to join their class for a fun-filled time!	Photo/Graphic	3365	210	23	0	0
Big congrats to Edinburg HS Cheer Coach Eva Guerra. She was recognized tonight at the City Council meeting for her amazing accomplishments. Under her leadership, the Bobcats cheer team has earned an incredible 9 NCA titles!! #EdinburgProud EHS: The Bobcat Connection Edinburg Consolidated Independent School District	Photo/Graphic	5484	380	24	8	0

Our Edinburg PD taking community engagement to the next level! Our officers recently spent a few hours ensuring the safety of our youngest community members by doing carseat inspections. #EdinburgsFinest #EdinburgProud	Photo/Graphic	2460	117	3	1	0
Be sure to thank your engineers! Last night the Edinburg City Council recognized February 19-25, 2023 as Engineers Week. #EdinburgProud	Photo/Graphic	2823	89	7	1	0
Edinburg joined a host of Valley cities for RGV day at the Capitol. It was the perfect opportunity to meet with lawmakers and make their voices heard. One region, one voice. #RGVproud #RGVday	Photo/Graphic	3159	185	48	3	0
It was Rio Grande Valley Day at the Capitol, hosted by the RGV Partnership, and what an amazing turnout! Edinburg joined dozens of Valley cities to advocate for South Texas. #OneRegionOneVoice #RGVday #WearYellow	Video	3131	106	3	8	3306
RGV strong! This is the Valley delegation that blanketed the hallways yesterday for RGV Day at the Capitol. City and county leaders met with area legislators to discuss key areas of need like public safety, economic development and infrastructure. #OneRegionOneVoice	Photo/Graphic	1905	81	3	0	0
Congratulations! Musician Rosendo Beltran was recognized this week by the Edinburg City Council for his contributions to music. #EdinburgProud #OurEdinburg	Photo/Graphic	2219	76	1	0	0
Join us on March 9th at 6PM for Mayor Ramiro Garza, Jr.'s State of the City Address! This free event will be highlighting the past year's accomplishments and the future direction of the city. #EmpoweringTodayEnvisioningTomorrow #OurEdinburg Edinburg Chamber Edinburg Cultural Arts	Video	2457	63	6	1	2790
More than 250 delegates from the Rio Grande Valley gathered for RGV Day at the Capitol. City and county leaders met with legislators to advocate for South Texas by discussing key areas of need like public safety, economic development and infrastructure. #RGVProud #OneRegionOneVoice	Photo/Graphic	2369	59	1	0	0
What a night! More than a thousand people joined us today at the Dustin Michael Sekula Memorial Library for FESTIBA Community Day! It was a beautiful family event with lots of fun and educational activities! UTRGV - The University of Texas Rio Grande Valley	Photo/Graphic	3893	201	11	1	0
On Monday, the Edinburg City Council recognized the month of February 2023 as Teen Dating Violence Awareness Month. #EdinburgProud #EdinburgHelps Hidalgo County	Photo/Graphic	4283	49	0	0	0
Attention thrill seekers! Fiesta Edinburg is having a \$10 All You Can Ride Night on Thursday, (ONLY) March 2nd from 6-10pm at the Heart of America Carnival! The carnival will be at the Bert Ogden Arena March 2-5, part of the Fiesta Edinburg Festival. #OurEdinburg	Photo/Graphic	31766	9690	11407	65	0

Happy birthday! This week the HR Department held a birthday celebration for all of the city employees born in the month of February! #OurEdinburg #EdinburgCares	Photo/Graphic	4478	90	3	0	0	
Honoring Edinburg's finest! Today, Edinburg PD hosted its first Annual Police Awards Banquet to recognize all of the hard work from our sworn and non-sworn staff. THANK YOU for safeguarding our community.							
Congratulations to everyone who received an award and thank you for continuing to serve the department and our community at the highest level. #EdinburgProud	Photo/Graphic	3365	182	9	1	0	
It's Time, Edinburg, to get our exercise and healthy eating on! Join the ITT Community Challenge today and help earn points for our All America City! The competition ends March 5th! Log on to http://ITTcommunitychallenge.com for more info! #ActiveEdinburg	Video	3989	141	22	3	3603	
We thanked our employees for their hard work with an Employee Appreciation Luncheon! Thank you for all you do for our city!	Photo/Graphic	4935	333	30	1	0	
It's happening! The City of Edinburg is presenting a proclamation in honor of the acclaimed Grupo Frontera tomorrow at 8 p.m. at the Promenade Park Amphitheater. The city will declare Edinburg as the 'Hometown of Grupo Frontera.' They'll also be honored with 'Grupo Frontera Day in Edinburg.'							
Promenade Park Amphitheater will open its doors to the public at 7 p.m. at 201 W. McIntyre St. #EdinburgProud #NoSeVa	Photo/Graphic	10021	1370	879	4	0	
	TOTAL	232,759	19,385	13,333	163	43,324	
TWITTER							
Post Description	Medium	Reached	Likes	Shares	Comments	Video Views	
Welcome, February! You're starting us off with another taste of winter. Please be good to us!	Photo/Graphic	814	11	3	0	0	
Please be advised that Los Lagos Golf Course and Ebony Hills Golf Course will be closed today, Wednesday, February 1, 2023, due to inclement weather. Putter's Grill at Los Lagos will remain open. Thank you for your patience and understanding!	Photo/Graphic	473	2	0	0	0	
REMINDER: Today is the last day to register ONLINE for the 41st Annual David Chavana 10K Run/Walk. Don't miss out on an amazing event! Head over to http://www.ActiveEdinburg.com to secure your spot before race day on Saturday, February 4, 2023.	Photo/Graphic	342	3	0	0	0	
Check out your 9-time NCA Cheerleading Champs! Stay tuned for a story on the Edinburg HS Cheer team and their historic win. @Edinburgcisd @EdinburgHigh #GoBobcats	Photo/Graphic	948	13	5	0	0	

Due to inclement weather, the Edinburg Parks and Recreation Department has canceled Youth Winter Baseball League and Adult Softball games for today, Wednesday, February 1, 2023. We apologize for any inconvenience and thank you for your understanding!	Photo/Graphic	345	1	0	0	0
The Dustin Michael Sekula Memorial Library hosted a number of presentations today to celebrate World Read Aloud Day. The Edinburg Fire Department and the Edinburg Police Department were invited to join in on story time, and it was a fun way to share the value of reading!	Photo/Graphic	662	10	2	0	0
WATER CLOSURE: Please be advised that the water service will be temporarily shut-off today, Thursday, February 2, 2023, until 6:00 PM for the area surrounding Baltic Avenue and Champion Street to allow city crews to complete an emergency repair.	Photo/Graphic	1076	2	0	0	0
LAST DAY to apply! If you're social media savvy, here's a great opportunity! #TeamEdinburg	Photo/Graphic	467	2	3	0	0
TONIGHT! <input type="checkbox"/> Join us for the unforgettable 8th Annual Miracle Mile at Richard R. Flores Stadium at 6 p.m. Don't miss the smiles; we're also asking residents to help fill the bleachers to cheer on our awesome participants.	Photo/Graphic	422	6	0	0	0
#ICYMI: The Edinburg Chamber just revealed the headlining acts for Fiesta Edinburg, set for March 2-5 at Bert Ogden Arena. It'll be...Los Tigres Del Norte on Friday and the Randy Rogers Band on Saturday. You don't want to miss this great event.	Photo/Graphic	526	5	0	1	0
City of Edinburg employees are honoring National Wear Red Day to bring awareness to women's heart health! National Wear Red day is a beautiful first step in giving women the critical heart health information and services they need and deserve. #EdinburgCares	Photo/Graphic	816	5	1	0	0
Plan ahead! There will be multiple road closures along the route set for the 41st Annual All-America City David Chavana 10K Run/Walk beginning tomorrow, Saturday, February 3 at 7 a.m. We recommend arriving to the start of the race early to avoid any delays.	Photo/Graphic	606	6	1	0	0
A huge thank you to everyone who was able to join us for the 8th Annual Miracle Mile at Richard R. Flores Stadium tonight! This amazing event would not be possible without your support, our community partners, and the Edinburg Parks and Recreation Department.	Photo/Graphic	936	16	3	0	0
REMINDER: Roads will close along today's race route at 7 a.m. Please plan accordingly and proceed with caution if you are driving in the area.	Photo/Graphic	1164	7	1	1	0
The 41st Annual All-America City David Chavana 10K Run/Walk and Fun Run are in the books! Thank you for joining us for another amazing year on such a beautiful Saturday morning. We love seeing our community come together and get active with family and friends.	Photo/Graphic	1461	17	2	1	0

Our Mayor @RamiroGarzaTX will deliver the State of the City Address on March 9 at the Edinburg Conference Center at Renaissance. This is Mayor Garza's first State of the City since taking office. He'll highlight the City's accomplishments and lay out the vision for the future.	Photo/Graphic	1032	11	4	1	0
REMINDER: You still have time to nominate a Hometown Hero! Nominations are being accepted NOW and 13 people will be selected. The deadline for submissions is February 8, 2023 and must be submitted to commandmedia@cityofedinburg.com . Nomination form:	Photo/Graphic	355	2	0	0	0
NOTICE: Please be advised that due to signal head upgrades, the intersection at Sprague and McColl will be flashing red, making it a 4-way stop until further notice.	Photo/Graphic	1105	6	4	1	0
Are you ready to tie the knot this year? Judge Charlie Espinoza and the city of Edinburg invites you to get married in our beautiful city during a FREE Valentine's Day wedding ceremony at the Promenade Park Amphitheater! Register by calling (956) 380-4473.	Photo/Graphic	1492	10	2	2	0
Edinburg City offices and the Regional Sanitary Landfill will be closed on Monday, February 13th. Garbage collection will be as follows. Please contact Solid Waste Management at 956-381-5635 for more information.	Photo/Graphic	896	4	3	0	0
The @EdinburgHigh Varsity Cheerleaders were crowned 2023 NCA National Champs once again! The Bobcat Cheerleaders defended their title at the most prestigious cheer competition in the nation. Congrats!!!!!! #EdinburgProud	Photo/Graphic	830	11	3	1	0
The #Edinburg2040 Mayor's Youth Advisory Council met to start planning their goals for the year! The talented group of high school juniors, all from Edinburg CISD schools, discussed their priorities and worked on team-building skills. We can't wait to see what they do next!	Photo/Graphic	865	10	0	1	0
	Photo/Graphic	824	4	0	0	0
Congrats! The Edinburg City Council recognized Sgt. Oziel Plata for 27 years of dedicated service with the Edinburg Police Department. We thank Sgt. Plata for his commitment to our community and wish him the best in his retirement! #EdinburgProud	Photo/Graphic	543	8	0	0	0
Please share your thoughts on our Community Needs Survey! We'd like your feedback on the future use of CDBG allocations. The survey is available through March 3rd. @HidalgoCounty https://www.surveymonkey.com/r/L8XG9H6	Photo/Graphic	427	2	0	0	0
Sign up for Curbside Recycling Services on the city of Edinburg website in just four easy steps! This new feature can be found under the 'How Do I' tab at http://www.cityofedinburg.com . It's a simple way to help our environment.	Photo/Graphic	531	3	0	0	0

Edinburg Municipal Court Judge Hector Bustos is taking community outreach to the next level. He has partnered up with the Edinburg School District. Today he visited Robert E. Lee Elementary to talk to the kids about truancy, and the importance of education. #EdinburgProud	Photo/Graphic	811	10	2	0	0
Love is in the air! February 14, Judge Charlie Espinoza will be officiating FREE Valentine's Day weddings in Edinburg! Witnesses are not required. Couples must obtain a valid marriage license at least 72 hours before the wedding.	Photo/Graphic	571	6	3	0	0
Edinburg Municipal Court Judge Hector Bustos has partnered up with Edinburg CISD to spread positive messages to students. Yesterday he visited Robert E. Lee Elementary to talk to the kids about truancy and the importance of staying in school.	Video	615	6	1	1	178
Leadership Edinburg Class XXXIV has a class initiative to beautify and restore the facade of the American Legion Post 408 for our veterans. The LE Class hosted a benefit luncheon to fundraise for the cause today. Our City leadership attended.	Photo/Graphic	422	5	0	0	0
Today our Mayor Pro Tem David White participated in the 8th Annual "Young Hearts Matter" Teen Dating Violence Prevention event held by the @HidalgoCounty District Attorney's Office in collaboration with the Texas Council on Family Violence. Amazing event!	Photo/Graphic	823	9	0	1	0
What an incredible turnout! Thousands joined the 41st Annual All-America City David Chavana 10K this past weekend. We are Edinburg proud! #FitEdinburg	Photo/Graphic	793	8	2	0	0
Preparing the leaders of tomorrow! Mayor Ramiro Garza Jr. spent the morning at IDEA Quest as part of their annual Career Day. We would like to thank them for making Career Day one to remember for our mayor! #EdinburgProud #OurEdinburg	Photo/Graphic	844	6	1	0	0
Registration for Little League Baseball and Softball is open NOW online or in-person at the Parks and Recreation Department, located at 315 Mark S. Pena Drive, through Feb. 17, 2023. For more information on fees, divisions, and registration, visit https://bit.ly/3HRDy70 .	Video	667	2	0	0	194
ICYMI: Edinburg City Offices will be closed on Monday. Regular business hours resume on Tuesday, Feb. 14.	Photo/Graphic	34040	4	6	0	0
Follow @EdinburgPd on Twitter for all news and information regarding the Edinburg Police Department.	Photo/Graphic	627	2	0	0	0
Congrats are in order! Edinburg's City Council recognized Jessica Mar, our December Employee of the Month, for her amazing accomplishment. This is a well deserved recognition for our Public Works Administrative Specialist. Thanks for all you do!	Photo/Graphic	510	3	1	0	0
LANE CLOSURE: Please be advised that there will be a lane closure for the eastbound outer lane of Freddy Gonzalez Drive at 17th Street on Monday, February 13, 2023 between the hours of 8 a.m. and 11 a.m. We ask that the community drive with caution in the area.	Photo/Graphic	680	3	1	0	0

Congrats to the new Chief! Our Mayor Ramiro Garza Jr. attended the traditional Change of Command Ceremony today for @USBPCchiefRGV Gloria I. Chavez. Incredible event!	Photo/Graphic	709	8	1	1	0
Stay up-to-date on Edinburg's city-related information when you follow all our social media platforms!	Photo/Graphic	1358	10	3	1	0
That kind of Monday.	Photo/Graphic	1065	10	2	2	0
The Edinburg Police Department has teamed up with TxDOT to shed light on the importance of buckling up in its "Teen Click It or Ticket" campaign. Make sure you buckle up every time you get into your vehicle and stay safe out on the roads! #EdinburgCares	Video	1775	10	1	2	0
Here's a special wish for every single one of you on this special day. Happy Valentine's Day from the All America City of Edinburg. #Vday #EdinburgCares	Photo/Graphic	781	9	2	0	0
TODAY IS THE BIG DAY! Dozens of couples are going to the park and they're gonna get married!	Photo/Graphic	925	2	1	0	0
A dedication ceremony was held yesterday where DPS named the patrol helicopter in honor of Trooper Moises Sanchez at Edinburg Airport. Our city leaders were honored to attend this event, in recognition of our fallen Valley hero.	Photo/Graphic	1881	28	4	1	0
I do! More than 60 couples exchanged vows today in our amphitheater during the Valentine's Day Mass Wedding Event. Special thanks to Judge Charlie Espinoza for officiating the ceremony. He's been marrying couples for FREE on V-day for more than 25 years now! #OurEdinburg	Photo/Graphic	830	8	2	0	0
Nothing says "Valentine's Day" more than people coming together to celebrate love. Today 61 couples tied the knot at our amphitheater when Judge Charlie Espinoza continued his tradition of holding free, mass wedding ceremonies in honor of the holiday. #EdinburgProud	Photo/Graphic	748	7	1	0	0
We are doing our best to be heart healthy in Edinburg! February is American Heart Month, a time when all people can focus on their cardiovascular health. South Texas Health Systems hosted a Heart Health Awareness Brunch and Learn at our City Hall.	Photo/Graphic	791	6	0	1	0
This is AWESOME! The City of Edinburg has just been notified that a ONE MILLION DOLLAR GRANT was awarded to us by the Texas General Land Office for drainage improvements. The funds will be used for the Chapin Pumps Rehabilitation Drainage Improvement Project.	Photo/Graphic	1980	20	5	3	0
Love is in the air! Here are a few more photos from yesterday's free mass Valentine's Day wedding event at the Promenade Park Amphitheater. We thank you again for sharing your special day with us, and hope that your marriages are long and happy.	Photo/Graphic	847	6	0	0	0
It's almost....Friday!	Photo/Graphic	410	3	0	0	0
@monica4congress and her team paid a visit to the City of Edinburg this week! She met with our Mayor Ramiro Garza Jr., City Manager Myra Ayala, Grants Administration Director Marissa Garza, and Edinburg EDC Director Raudel Garza. Her stop at City Hall is much appreciated!	Photo/Graphic	1002	7	0	1	0

More progress coming to the City of Edinburg! A Groundbreaking Ceremony will be held tomorrow for the improvement of the Edinburg Hike and Bike trail located between Freddy Gonzales Dr. and Cano St. Upgrades include the installation of 115 solar lights and reflective markings.	Photo/Graphic	804	15	2	0	0
#OnlyInEdinburg	Photo/Graphic	937	4	3	0	0
HAPPENING TODAY: Join us for A groundbreaking that will lead to some great improvements on our Edinburg Hike & Bike Trail! #OurEdinburg	Photo/Graphic	1109	11	1	0	0
The city of Edinburg held a Groundbreaking Ceremony for the Edinburg Hike and Bike Trail today as City crews prepare to make lighting improvements along the existing trail located between Freddy Gonzalez Drive and Cano Street within 7th and 8th Avenue.	Photo/Graphic	1409	17	1	2	0
Please be advised that our Edinburg City Council meeting has been moved from Tuesday, Feb. 21st to Monday, Feb. 20th.	Photo/Graphic	725	5	0	0	0
Gosh it's a BEAUTIFUL day in our three-time All America City! Get out there and enjoy it Edinburg.	Photo/Graphic	959	13	1	1	0
The annual Fiesta Edinburg is almost here! A weekend full of live music, food, and fun is taking place from March 2-5 at the Bert Ogden Arena! Secure your tickets now at https://www.bertogdenarena.com	Photo/Graphic	982	6	1	1	0
Come join our team! The City of Edinburg is hosting a job fair on March 10th from 9AM-1PM at Sekula Library. You'll have the opportunity to meet with our department directors and find the right fit for you! #EdinburgProud	Photo/Graphic	795	3	1	2	0
Looking for ways to serve your community? The City of Edinburg is accepting applications for our Advisory Boards if you'd like to get involved. #TakeActionEdinburg #GiveBack.	Photo/Graphic	671	8	0	0	0
	Photo/Graphic	1458	4	0	1	0
Make your voice heard through our Community Needs Survey! We'd like your feedback on the future use of CDBG allocations. The survey is available through March 3rd. @HidalgoCounty	Photo/Graphic	1504	6	2	0	0
Don't get left behind! The 3rd annual Hometown of Heroes Half Marathon is coming up on Sunday, March 5th. Secure your spot in the race by registering online at	Photo/Graphic	464	1	0	0	0
Happy Presidents' Day from the City of Edinburg!	Photo/Graphic	771	9	1	0	0
Mark the date on your calendar! Mayor Ramiro Garza Jr. will be hosting his first State of the City address on March 9. The public is invited to attend. You can also enjoy a "Taste of Edinburg," featuring local restaurants when doors open at 6pm. The address begins at 7pm.	Photo/Graphic	947	10	4	0	0
The Solid Waste Dept. and Roxie Recyclesaurus Rex visited Carmen Avila Elem. to teach a Pre-K class about recycling through their Reduce, Reuse, & Recycle Presentation. A huge thank you to Leticia Salinas and Principal Ramiro Leal for allowing our team to join their class!	Photo/Graphic	835	11	0	0	0

Big congrats to Edinburg HS Cheer Coach Eva Guerra. She was recognized tonight at the City Council meeting for her amazing accomplishments. Under her leadership, the Bobcats cheer team has earned an incredible 9 NCA titles!! #EdinburgProud @Edinburgcisd	Photo/Graphic	1798	23	6	0	0
Don't forget! Dustin Michael Sekula Memorial Library is hosting their annual FESTIBA Community Day at Edinburg Book Fest! This free event features fun, educational activities and takes place February 24th at 6PM!	Photo/Graphic	562	4	0	0	0
WATER CLOSURE: The water service will be temporarily shut-off on Tuesday, February 21, 2023, until 3:30 PM for the 1400 block of East Champion and East Samano to allow the City crews to complete an emergency repair.	Photo/Graphic	773	1	0	1	0
WATER CLOSURE: Water service will be temporarily shut-off on Tuesday, February 21, 2023, for the area surrounding West FM 1017 today until 8:00 PM to allow City crews to complete an emergency repair. The actual duration of the shut-off will depend on the conditions encountered.	Photo/Graphic	683	2	0	1	0
Our Edinburg PD taking community engagement to the next level! Our officers recently spent a few hours ensuring the safety of our youngest community members by doing carseat inspections. #EdinburgsFinest #EdinburgProud	Photo/Graphic	1071	12	1	1	0
Edinburg is ready for RGV Day at the Capitol!	Photo/Graphic	1284	23	3	0	0
Be sure to thank your engineers! Last night the Edinburg City Council recognized February 19-25, 2023 as Engineers Week. #EdinburgProud	Photo/Graphic	569	5	1	0	0
Come work with us! The City of Edinburg is hosting a job fair on March 10th from 9AM-1PM at Sekula Library. You'll have the opportunity to meet with our department directors and find the right fit for you! #EdinburgProud	Photo/Graphic	791	8	3	0	0
Edinburg joined a host of Valley cities for RGV day at the Capitol. It was the perfect opportunity to meet with lawmakers and make their voices heard. One region, one voice. #RGVproud #RGVday	Photo/Graphic	694	10	2	0	0
It was Rio Grande Valley Day at the Capitol, hosted by the RGV Partnership, and what an amazing turnout! Edinburg joined dozens of Valley cities to advocate for South Texas. #OneRegionOneVoice #RGVday	Video	1324	24	8	1	377
Take advantage! The Edinburg Municipal Court's Amnesty Program runs through the end of March. Take care of those unpaid traffic tickets now. #EdinburgHelps	Photo/Graphic	661	4	0	0	0
Get the facts about the healthy foods you eat and learn simple exercises to implement a healthier lifestyle. Join us at the Dustin M. Sekula Library this Tuesday, February 28th for the Walk N' Talk Nutrition Program!	Photo/Graphic	654	5	0	0	0


RGV strong! This is the Valley delegation that blanketed the hallways yesterday for RGV Day at the Capitol. City and county leaders met with area legislators to discuss key areas of need like public safety, economic development and infrastructure. #OneRegionOneVoice	Photo/Graphic	1093	16	3	1	0
Fiesta Edinburg will be celebrating their 54th year with a Fiesta themed parade! The parade will start at 10 AM at Richard Flores Stadium on March 4, 2023 and end at the Hidalgo County Courthouse. To sign up contact the Edinburg Chamber at 956-383-4974.	Photo/Graphic	465	2	1	0	0
Join us on March 9th at 6PM for Mayor Ramiro Garza's State of the City Address! This free event will be highlighting the past year's accomplishments and the future direction of the city. #EmpoweringTodayEnvisioningTomorrow #OurEdinburg	Photo/Graphic	587	3	2	0	0
Congratulations! Musician Rosendo Beltran was recognized this week by the Edinburg City Council for his contributions to music. #EdinburgProud #OurEdinburg	Photo/Graphic	691	6	1	0	0
More than 250 delegates from the Rio Grande Valley gathered for RGV Day at the Capitol. City and county leaders met with legislators to advocate for South Texas by discussing areas of need like public safety, economic development and infrastructure. #RGVProud #OneRegionOneVoice	Photo/Graphic	765	6	1	0	0
What a night! More than a thousand people joined us today at the Dustin Michael Sekula Memorial Library for FESTIBA Community Day! It was a beautiful family event with lots of fun and educational activities!	Photo/Graphic	745	8	0	0	0
Attention thrill seekers! Fiesta Edinburg is having a \$10 All You Can Ride Night on Thursday March 2nd, 2023 at the Heart of America Carnival! The carnival will be located at the Bert Ogden Arena from March 2-5, 2023 as part of the Fiesta Edinburg Festival. #OurEdinburg	Photo/Graphic	2231	39	6	0	0
On Monday, the Edinburg City Council recognized the month of February 2023 as Teen Dating Violence Awareness Month. #EdinburgProud #EdinburgHelps	Photo/Graphic	968	10	4	0	0
Be ready for the exam! The City of Edinburg is offering free preparation classes for U.S. Citizenship Exams at the Dustin M. Sekula Library. Classes take place from Feb. 18th to May 27th and are offered in both English and Spanish. #EdinburgHelps	Photo/Graphic	1068	8	3	1	0
UTRGV & The City of Edinburg Present: The Wall That Heals. The replica of the Vietnam Veterans Memorial and mobile education center will be available for viewing from April 20-23. The installation is free to the public and open 24 hours. #EdinburgCares	Photo/Graphic	1265	19	5	0	0
We thanked our employees for their hard work with an Employee Appreciation Luncheon! Thank you for all you do for our city! #EdinburgCares #OurEdinburg	Photo/Graphic	1324	12	5	1	0

YES! Edinburg is presenting a proclamation in honor of the acclaimed Grupo Frontera tomorrow at 8pm at the Promenade Park Amphitheater. The city will declare Edinburg as the 'Hometown of Grupo Frontera.' The Amphitheater will open its doors at 7pm. #EdinburgProud	Photo/Graphic	2784	42	9	0	0
	TOTAL	115,683	790	157	37	749
EDINBURG POLICE DEPARTMENT FACEBOOK						
Post Description	Medium	Reached	Likes	Shares	Comments	Video Views
Be safe and smart. Look before you lock vehicles Hydrate at all times Take breaks in shady areas if working outdoors Wear lightweight loose fitting clothing	Photo/Graphic	3154	21	8	0	0
Honoring Edinburg's finest! Today, Edinburg PD hosted its first Annual Police Awards Banquet to recognize all of the hard work from our sworn and non-sworn staff. THANK YOU for safeguarding our community. Congratulations to everyone who received an award and thank you for continuing to serve the department and our community at the highest level. #EdinburgProud	Photo/Graphic	9960	249	14	12	0
Last night Chief Jaime Ayala and the Community Oriented Policing unit welcomed those who took the challenge to attend the Edinburg Citizen's Police Academy. They will spend the next 11 weeks learning about the Edinburg Police Department and will have the opportunity to ride out with an officer, shoot at the range, run speed radar and much more. We are excited to engage this group of Edinburg Citizens and build a relationship that will be everlasting.	Photo/Graphic	3714	52	3	4	0
Happy Presidents' Day from the Edinburg Police Department!	Photo/Graphic	1301	11		0	0
Safety first! The Edinburg Police Department hosted a community car seat inspection event. Our officers were glad to help parents with child safety seat inspections to ensure children are secured properly when riding in a vehicle. #EdinburgsFinest #CommunityOutreach	Photo/Graphic	6939	97	8	6	0
We would like to take the time to thank everyone who attended our quarterly Community Meeting. It was an enjoyable and engaging meeting with our citizens and stakeholders. It is important to come together and get involved in our community. We will continue to host these meetings to better serve our city and listen to your concerns. #edinburgpd #edinburgtx	Photo/Graphic	5276	94	3	0	0

Good morning Edinburg, friendly reminder of our car seat inspection event this Thursday, February 16, 2023. Passenger Safety and KidSafe Initiatives along with the Edinburg Police Department is delivering education on child passenger safety and safe driving practices. #EndTheStreakTX #EdinburgPD #TxDOT	Photo/Graphic	2338	21	8	1	0
Have a safe and enjoyable Super Bowl weekend! Whether you're throwing a Super Bowl party or attending one, now is the time to strategize the most important part of your game plan--- a shutdown defense that prevents drunk driving! #EndTheStreakTX #DontDrinkAndDrive #SuperBowl	Photo/Graphic	52053	400	26	15	0
Today, Edinburg PD officers spent their day spreading awareness regarding the importance of wearing seatbelts. Through TxDOT's "Teen Click it or Ticket" campaign, Edinburg police officers alerted teenagers about the danger of not wearing their seatbelts. We'd like to thank Edinburg World Scholars, IDEA Toros and IDEA Eagles who allowed us to spend time with their students to share this important message. Remember, together we can end the streak. #ClickItOrTicket #EndTheStreakTX #TxDOT #edinburgtx	Photo/Graphic	4307	75	10	0	0
The Edinburg Police Department has teamed up with TxDOT to shed light on the importance of buckling up in its "Teen Click It or Ticket" campaign. Make sure you buckle up every time you get into your vehicle and stay safe out on the roads! #EdinburgCares	Video	1203	20	2	0	392
On behalf of Chief Jaime Ayala and the Edinburg Police Department, we send our most heartfelt condolences to the Paredes family and the Laredo Police force as they mourn the loss of Officer Ramiro Paredes. Officer Paredes was a 26-year veteran officer of Laredo PD. He will always be remembered for his selfless dedication to serve his community and his fellow officers.	Photo/Graphic	1497	33	1	0	0
Join us in congratulating Sgt. Oziel Plata for 27 years of service with Edinburg PD. He was recognized tonight by the Edinburg City Council for his outstanding dedication to our community. We wish him the best in his retirement! #EdinburgProud	Photo/Graphic	1711	27		3	0
	Photo/Graphic	1220	7		0	0
Following a pair of school violence threats in the City of Edinburg within the last week, the Edinburg Police Department is reminding the community that making these threats is NO JOKE. It comes with hefty consequences. #SeeSomethingSaySomething						
--	Video	2030	60	13	0	967
We joined the Dustin Michael Sekula Memorial Library for a story time today to celebrate World Read Aloud Day! Thank you for allowing us to join in on the fun!	Photo/Graphic	6951	124	3	3	0
	TOTAL	103,654	1,291	99	44	1,359

<i>Post Description</i>	<i>Medium</i>	<i>Reached</i>	<i>Likes</i>	<i>Shares</i>	<i>Comments</i>	<i>Video Views</i>	
EDINBURG ECONOMIC DEVELOPMENT CORPORATION FACEBOOK							
N/A							
INSTAGRAM							
N/A							
TWITTER							
N/A							

ENGINEERING



Department: Engineering
Date of Report: 2/28/2023
Director Name: Mardoqueo Hinojosa, P.E., CFM, CPM

Capital Projects Update

Project Number = Year Account Number, Project Number	Project Name	Professional Services	Contractor	Construction Start Date:	Expected Finish Date	City Contract Amounts / Cost Estimate	Change Order Total	Total Project Amount	Alternate Funding (Grants Included in previous)	Project Completion Percent	Design Construction	Update
404-9500-611802	Alberta Road Reconstruction	South Texas Infrastructure Group	TBD	5/15/2023	5/14/2024	\$ 8,203,761.78	\$ -	\$ 8,203,761.78	\$ -	90%	Design	Project 90% plans were received and are under review by staff. Plans will bid on March 24th to accommodate a pending parcel. Construction to start early May.
N/A	Bike and Pedestrian Plan Updates	TBD	TBD	TBD	TBD	\$ -	\$ -	\$ 300,000.00	\$ 300,000.00	0%	Planning	TxDOT TASA Grant Application was submitted 1/27/23.
N/A	Boys & Girls Club Drainage Ditch Expansion	City Staff	City Staff	4/1/2023	7/1/2023	\$ 3,800.00	\$ -	\$ 3,800.00		40%	Design	Survey has been received. Drainage analysis continues.
N/A	Brenda Drainage Ditch Expansion	City Staff	City Staff	3/28/2022	9/22/2022	\$ -	\$ -	\$ -		100%	Construction	Project is complete
110-9500-800432	Brennaaleen Cedar Drainage Project Phase 1	City Staff/ RE Garcia / Half	N/A	N/A	N/A	\$ 304,454.72	\$ -	\$ 304,454.72	\$ 304,454.72	40%	Design	Kick-off meeting for design occurred on 2/22/23.
135-3001-603010	Cano Trail Lighting	City Staff	Castle Enterprises	10/10/2022	5/30/2023	\$ 483,750.00	\$ -	\$ 483,750.00	\$ 387,000.00	1%	Construction	Groundbreaking ceremony was held on 2/17/23.
911-9500-591411	Central Fire Station 2nd Floor Remodeling	PBK Architects	TBD	7/24/2023	5/24/2024	\$ 2,196,862.00	\$ -	\$ 2,196,862.00	\$ 2,196,862.00	50%	Design	50% Plans will be provided on March 10th.
135-4000-611101	Chapin Hike and Bike Trail	City Staff	NM Contracting	TBD	10/6/2022	\$ 1,216,420.52	\$ 810.31	\$ 1,217,230.83	\$ 608,615.41	100%	Construction	Project has been completed pending grant reimbursement and final pay request.
140-9500-611803	Chapin Pond Pump Station	City Staff	TBD	TBD	TBD	\$ -	\$ -	\$ -	\$ 1,310,000.00	0%	Planning	Project funds notification of award has been received.
N/A	Chapin Road Improvements	TBD	TBD	TBD	TBD	\$ -	\$ -	\$ -		0%	Planning	RAISE Grant Application is being developed to submit at the end of February for Planning, only.
137-9500-611110	City Hall Roof	Raba Kistner	Sechrist Hall	10/12/2021	4/13/2022	\$ 409,660.00	\$ (7,033.00)	\$ 402,627.00		100%	Construction	Project is complete. Pending final payment.
136-4000-611803	De Zavala City/School Park	Milnet Architectural Services	Rio United Builders	12/19/2022	9/30/2023	\$ 1,207,893.81	\$ -	\$ 1,207,893.81		15%	Construction	Site work continues. Proposal for change order was approved for lighting on project by city council on 2/20/23.
404-9500-611804	Doolittle Detention Pond	Quintanilla, Headley & Associates	TBD	8/14/2023	8/14/2024	\$ 3,959,941.83	\$ -	\$ 3,959,941.83		5%	Design	30% plans are on schedule to be provided on March 30th.
140-9500-611804	Downtown /SH 107 Improvements (TxDOT)	L&G Engineering	TBD	9/1/2023	9/1/2025	\$ 2,500,000.00	\$ -	\$ 2,500,000.00		90%	Design	Schematic design is 100% complete. Progress meeting is scheduled for 3/1/23. City utility relocation survey at 80%.
140-9500-611802	Downtown Parking Garage & Retail Facility	ERO Architects	TBD	TBD	TBD	\$ 10,000,000.00	\$ -	\$ 10,000,000.00	\$ 2,000,000.00	66%	Design	Construction documents at 66%. Notice to proceed with Parking Assessment was issued on 2/16/23. City to provide data requested by ERO the week of 2/23/23.
137-3001-611805	DR-4223 Stadium and Dawson Drainage Improvements	Perez Consulting Engineers	RG Enterprises	11/9/2020	5/27/2022	\$ 2,140,220.52	\$ 162,334.83	\$ 2,302,555.35	\$ 1,726,916.51	100%	Construction	Construction complete. Project is closed.
136-3001-611805	Ebony Hills Detention Pond	City Staff/Melden & Hunt	TBD	45109	45475	\$ 1,000,000.00	\$ -	\$ 1,000,000.00		10%	Design	Survey continues to be worked on. Geotechnical report is ongoing.
140-9500-611801	Edinburg ACE	ERO Architects	Gerlach Builders	12/1/2022	5/12/2024	\$ 16,313,094.27	\$ -	\$ 16,313,094.27		5%	Construction	Connection to primary sewer being worked on and foundation preparation continues.
452-9500-611802	El Tule - Jose Nieto and Consuelo Alfaro Robledo Center	Milnet Architectural Services	NM Contracting	8/9/2021	4/30/2023	\$ 5,206,947.74	\$ -	\$ 5,206,947.74	\$ 5,206,947.74	85%	Construction	Exterior site has been completely cleaned out in preparation for landscaping. Wood floor and parking lot continues to be worked on.
140-9500-611803	Fayville Subdivision Drainage Improvements	City Staff	TBD			\$ 441,256.00	\$ -	\$ 441,256.00	\$ 4,412,560.00	0%	Planning	Pending grant.
TBD	Fire Training Facility	Alvarado Architects	TBD	1/1/2024	9/27/2024	\$ 1,500,000.00	\$ -	\$ 1,500,000.00		1%	Planning	Consultant has begun Supplemental and Environmental Report process to clear and remove site from existing landfill designation with TCEQ.
136-3001-611804	Freddy Gonzalez & Mon Mack Traffic Signal	TEDSI Infrastructure	TBD	TBD	TBD	\$ 43,378.00	\$ -	\$ 43,378.00		100%	Design	AFA was approved by City Council on 2/7/23. Project expected to let fall 2023.
N/A	Freddy Gonzalez Dr. and Closner Blvd Intersection Improvements	TBD	TBD	TBD	TBD	\$ -	\$ -	\$ 478,000.00		0%	Planning	Meetings are scheduled with TxDOT.
136-3001-611807	Freddy Gonzalez Hike and Bike Trail Phase 2	City Staff	TBD	45261	45627	\$ 1,092,099.00	\$ -	\$ 1,092,099.00	\$ 910,445.00	0%	Design	Irrigation canal is being placed under ground. Construction continues on west side of Veterans Blvd towards Closner Blvd. Geotechnical engineering has been requested.
137-3001-602600	Iowa Estates Drainage Improvements	City Staff	TBD			\$ 368,009.30	\$ -	\$ 368,009.30	\$ 3,680,093.00	0%	Planning	Pending grant.
136-3001-611804	Jackson & Chapin Traffic Signal	TEDSI Infrastructure	The Levy Company	4/25/2022	3/20/2023	\$ 311,897.75	\$ -	\$ 311,897.75		90%	Construction	Waiting on electrical power from Magic Valley Electric Coop.
137-3001-611802	Jackson Hike and Bike Trail Phase 2	GDI Engineering	TBD	45170	45536	\$ 415,044.17	\$ -	\$ 415,044.17		85%	Design	Consultant is coordinating with Railroad Companies on the pedestrian crossing.
140-9500-611804	Jackson Right-of-Way	Rio Delta Engineering	N/A	TBD	TBD	\$ 285,000.00	\$ -	\$ 285,000.00		60%	Planning	60% Schematic design has been submitted to staff for review.
N/A	Kimberly Drainage Ditch	City Staff	City Staff	11/1/2022	2/28/2023	\$ -	\$ -	\$ -		60%	Construction	60% completed on the northside of ditch. Excavation on south side to begin in March.
136-3001-611801	Lull Subdivision Street Improvements (Sidewalks and Driveways)	Melden & Hunt	Artillery Construction	44865	44712	\$ 1,693,779.00	\$ 14,800.00	\$ 1,708,579.00		90%	Construction	Finalizing walkways that were removed when right-of-way was prepared. Driveways requiring right of entries are being worked on.
136-3001-611801	Lull Subdivision Street Improvements (Streets)	Melden & Hunt	IOC Company	44865	44957	\$ 4,356,890.26	\$ 9,240.78	\$ 4,366,131.04	\$ 814,500.00	100%	Construction	Street paving has been completed. Final walk-thru scheduled 1/23/23.
137-3001-611805	Luna Subdivision Drainage Improvements	City Staff	TBD	6/1/2023	10/31/2023	\$ 250,000.00	\$ -	\$ 250,000.00		0%	Design	Survey proposal has been requested.
N/A	Mill 17 1/2 and M Road Traffic beacon	City Staff	TBD	TBD	TBD	\$ -	\$ -	\$ -		60%	Design	Plans are currently at 60%. AFA was approved by City Council on 2/7/23. Project expected to let fall 2023.
N/A	Monte Cristo/M/Gwin Traffic light	TEDSI Infrastructure	TBD	TBD	TBD	\$ 30,000.00	\$ -	\$ 30,000.00		100%	Design	Advanced Funding Agreement has been approved by City Council.
136-4000-611801	Municipal Pool Redevelopment Phase 1 (Pool House)	Brandstetter Carroll	Gerlach Builders	44627	45046	\$ 169,698.22	\$ 122,259.11	\$ 1,819,244.33		73%	Construction	Concrete docks were worked on south side of building and temporary fence has been installed.
136-4000-611801	Municipal Pool Redevelopment Phase 2 (Cove)	Brandstetter Carroll	South Texas Pools	44767	45046	\$ 332,773.32	\$ 12,600.00	\$ 3,340,337.32	\$ 1,000,000.00	50%	Construction	All splashpad features have been installed. Grading, drainage and decking currently being worked on.

Department: Engineering
 Date of Report: 2/28/2023
 Director Name: Mardoqueo Hinojosa, P.E., CFM, CPM

Capital Projects Update

Project Number = Year Account Number, Project Number	Project Name	Professional Services	Contractor	Construction Start Date:	Expected Finish Date	City Contract Amounts / Cost Estimate	Change Order Total	Total Project Amount	Alternate Funding (Grants Included in previous)	Project Completion Percent	Design Construction	Update
137-2000-611110	Police Department Roof	Terracon	SLR Builders	44917	45202	750345	0	750345		0	Construction	Construction administration proposal was executed. Submittals to be provided.
136-4000-611804	Promenade Park	Alvarado Architects	Gerlach Builders	44466	44897	3233096.64	124047.58	3357144.22	\$ 900,000.00	1	Construction	Construction complete. Close-out documents were provided by contractor to Architect this week.
404-9500-611801	Schunior Detention Pond	SAMES	Castle Enterprises	44816	45041	4301773.72	0	4301773.72		0.35	Construction	Detention Pond is approximately 58% complete. CAPA will begin delivering 72" RCP pipes starting Monday 02/20/23.
404-9500-611803	Schunior Street Reconstruction	B22 Engineering	IOC Company	44529	44955	3122085.07	390512.47	3512597.54	\$ 1,024,638.87	0.99	Construction	Installation pending for illumination of crosswalk.
136-4000-611820	Skate Park Restroom & Pump Station	Milnet Architectural Services	Rio United Builders	44914	45199	511118.1	0	511118.1		0.01	Construction	Project is joint with De Zavala Park.
N/A	Sprague Street Improvements	TBD	TBD	TBD	TBD	0	0	0		0	Planning	RAISE Grant Application is being developed to submit at the end of February.
404-9500-611805	Sugar Detention Pond	Javier Hinojosa Engineering	TBD			2584949.02	0	2584949.02		0	Design	Pending acquisition. Geotechnical study pending right of entry. Information has been sent to owner's representative.
140-9500-611804	Sugar Right-of-Way	Half Associates	N/A	TBD	TBD	835984.48	0	835984.48		0.6	Planning	Schematic design is at 60% to identify parcels. Cross-sections being analyzed to minimize conflicts.
404-9500-611806	Veterans Detention Pond Phase 1	Guzman & Munoz Engineering	H&R Lease Service	44417	44992	4158541.2	125553	4284094.2	\$ 373,890.00	0.5	Construction	Rojas - concrete rings completed on manholes. Driveways need to be worked on. Santa Maria - Design for conflict has been completed. North Alamo Water Systems has completed water line relocation and services. Thompson - Sewer has begun.
N/A	Monmack Road Expansion (Planning Grant)	City Staff	TBD	TBD	TBD	0	0	0	\$ -	0	Planning	Grant was submitted. Grant submittal was not awarded.
N/A	SH 107 Traffic Synchronization (SMART Grant)	City Staff	TBD	TBD	TBD	0	0	0	\$ -	0	Planning	Grant was submitted.

Department: Engineering
Date of Report: 2/28/2023
Director Name: Mardoqueo Hinojosa, P.E., CFM, CPM

Development Projects

	Subdivision Name	Phase	Inside City Limit (ICL) / ETJ	Subdivision Type (Single Family (SF), Multi-Family (MF) or Commercial (CJ))	Single Family Lots	Multi-Family Lots	Multi-Family Roof Tops	Commercial Lots	Total Lots	Roof Tops
1	AMIG HEIGHTS	PRELIMINARY REVIEW	ICL	SF	32	0	0	0	32	32
2	BROWNWOOD PH 3	PRELIMINARY REVIEW	ICL	SF	24	0	0	0	24	24
3	JOSE LUIS	PRELIMINARY REVIEW	ETJ1	SF	3	0	0	0	3	3
4	LAS FUENTES HEIGHTS ON RINCON	PRELIMINARY REVIEW	ICL	MF	0	26	104	0	26	104
5	TACOS EL GUERO	PRELIMINARY REVIEW	ICL	C	0	0	0	1	1	1
1	ACME ESTATES SUBDIVISION	CONSTRUCTION REVIEW	ICL	SF	42	0	0	0	42	42
2	ALBERTA HEIGHTS SUBDIVISION PHASE II	CONSTRUCTION REVIEW	ICL	SF	14	0	0	0	14	14
3	BIRD OF PARADISE SUBDIVISION	CONSTRUCTION REVIEW	ICL	MF/C	0	25	100	1	26	100
4	CANTONSIDE RANCHES	CONSTRUCTION REVIEW	ICL	SF	76	0	0	0	76	76
5	CARMEN AVILA SUBDIVISION PHASE V	CONSTRUCTION REVIEW	ETJ1.5	SF	136	0	0	0	136	136
6	CESAR CHAVEZ HEIGHTS SUBDIVISION	CONSTRUCTION REVIEW	ETJ1.5	SF	82	0	0	0	82	82
7	CITY PLACE AT CHAPIN	CONSTRUCTION REVIEW	ICL	MF	0	41	164	0	42	164
8	CLEARWATER EXPRESS SUBDIVISION	CONSTRUCTION REVIEW	ICL	C	0	0	0	1	1	1
9	CLOSNER POINT VILLAGES SUBDIVISION	CONSTRUCTION REVIEW	ICL	MF	0	47	188	0	47	188
10	FREEDOM NORTH SUBDIVISION	CONSTRUCTION REVIEW	ICL	C	0	0	0	2	2	2
11	FRESNO HEIGHTS	CONSTRUCTION REVIEW	ICL	SF	20	0	0	20	20	20
12	GARDENIA APARTMENTS	CONSTRUCTION REVIEW	ICL	MF	0	1	4	0	1	4
13	GEM ESTATES (NORTH MCCOLL ESTATES)	CONSTRUCTION REVIEW	ICL	MF	0	76	304	0	76	304
14	GONZALEZ HEIGHTS SUBDIVISION	CONSTRUCTION REVIEW	ETJ1.5	SF	1	0	0	0	1	1
15	JAGUAR HEIGHTS	CONSTRUCTION REVIEW	ETJ1.5	SF	94	0	0	0	94	94
16	JALPA OAKS	CONSTRUCTION REVIEW	ICL	SF	45	0	0	0	45	45
17	LAS PALMERAS SUBDIVISION	CONSTRUCTION REVIEW	ICL	MF	0	124	496	0	124	496
18	MCDONALD	CONSTRUCTION REVIEW	ICL	SF	2	0	0	0	2	2
19	PROVENCE RIDGE SUBDIVISION	CONSTRUCTION REVIEW	ICL	SF	76	0	0	0	76	76
20	RANCHITOS ON SEMINARY	CONSTRUCTION REVIEW	ETJ1.5	SF	24	0	0	0	24	24
21	RE-PLAT OF LEWIS SUBDIVISION	CONSTRUCTION REVIEW	ICL	C	0	0	0	2	2	2
22	RINCON DE ESPERANZA SUBDIVISION	CONSTRUCTION REVIEW	ICL	SF	153	0	0	0	0	152
23	RUSSELL OAK ESTATES	CONSTRUCTION REVIEW	ICL	SF	50	0	0	0	50	50
24	VERDAD SELF STORAGE	CONSTRUCTION REVIEW	ICL	C	0	0	0	1	1	1
25	VILLAGES ON CLOSNER	CONSTRUCTION REVIEW	ICL	MF/C	0	191	764	2	766	766
26	WEST PALM	CONSTRUCTION REVIEW	ICL	SF	38	0	0	0	38	38
27	WISCONSIN WATER	CONSTRUCTION REVIEW	ETJ1.5	MF	0	68	272	0	68	68
1	2812 ESTATES	CONSTRUCTION	ETJ1.5	SF	44	0	0	4	48	48
2	7 ELEVEN EDINBURG	CONSTRUCTION	ICL	C	0	0	0	1	1	1
3	ALBERTA HEIGHTS PH1	CONSTRUCTION	ICL	SF	84	0	0	0	84	84
4	ATWOOD ESTATES	CONSTRUCTION	ICL	SF	121	0	0	0	121	121
5	ATWOOD VILLAGE	CONSTRUCTION	ICL	MF	0	115	460	460	115	460
6	BELLAWOODS PHASE 2	CONSTRUCTION	ETJ1.5	SF	48	0	0	0	48	48
7	BELLAWOODS PHASE 3	CONSTRUCTION	ETJ1.5	SF	50	0	0	0	50	50
8	CALEDONIA WEST	CONSTRUCTION	ETJ1.5	SF	84	0	0	0	84	84
9	CARMEN AVILA RANCHETTES	CONSTRUCTION	ETJ1.5	SF	22	0	0	0	22	22
10	CARMEN AVILA SUBDIVISION PHASE III	CONSTRUCTION	ETJ1.5	SF	143	0	0	6	149	149
11	COLE CROSSING	CONSTRUCTION	ETJ1.5	SF	30	0	0	0	30	30
12	CONDESA APARTMENTS	CONSTRUCTION	ICL	MF	0	1	4	0	4	4
13	CRESTWOOD ESTATES SUBDIVISION	CONSTRUCTION	ICL	SF	45	0	0	0	45	45
14	DEUS MAGNUS SUBDIVISION	CONSTRUCTION	ICL	C	0	0	0	1	1	1
15	FEATHERED HAVEN	CONSTRUCTION	ICL	SF	6	0	0	0	6	6
16	GOLDEN ACRES	CONSTRUCTION	ICL	SF	36	0	0	0	36	36
17	HIGHLAND HEIGHTS	CONSTRUCTION	ICL	SF	144	0	0	0	144	144
18	HYDE PARK	CONSTRUCTION	ICL	SF	73	0	0	0	73	73
19	INGLE SPRINGS	CONSTRUCTION	ETJ1.5	SF	98	0	0	0	98	98
20	LA MARQUESE ESTATES	CONSTRUCTION	ETJ1.5	SF	30	0	0	0	30	30
21	LA SIENNA APARTMENTS	CONSTRUCTION	ICL	C	0	0	0	1	1	1
22	LAS ENCINITAS PHASE III	CONSTRUCTION	ETJ1.5	SF/C	183	0	0	17	200	200
23	LAS OLAS ESTATES	CONSTRUCTION	ETJ2.5	SF	102	0	0	0	102	102
24	LOS CORTUOS SUBDIVISION	CONSTRUCTION	ETJ3.5	SF	235	0	0	0	235	235
25	LOS LAGOS PHASE 5	CONSTRUCTION	ICL	SF	164	0	0	0	164	164
26	LOS LAGOS PHASE VII A	CONSTRUCTION	ICL	SF	50	0	0	0	50	50
27	LOS LAGOS PHASE VII B	CONSTRUCTION	ICL	SF	120	0	0	0	120	120
28	MARITERRY ESTATES	CONSTRUCTION	ICL	SF	8	0	0	0	8	8
29	MONARCO ESTATES SUBDIVISION	CONSTRUCTION	ETJ2.5	SF	158	0	0	0	158	158
30	MONTE VERANDA PHASE II	CONSTRUCTION	ICL	SF	18	0	0	0	18	18
31	MONTEREAL ESTATES	CONSTRUCTION	ETJ1.5	SF	88	0	0	0	88	88
32	OAK HILL AT VILLANUEVA ESTATES PHASE 1	CONSTRUCTION	ICL	SF	16	0	0	0	16	16
33	OAK HILL AT VILLANUEVA ESTATES PHASE 2	CONSTRUCTION	ICL	SF	46	0	0	0	46	46
34	PEARL ESTATES SUBDIVISION	CONSTRUCTION	ICL	SF	48	0	0	0	48	48
35	PUEBLO DE PALMAS PHASE 25	CONSTRUCTION	ETJ1.5	SF	141	0	0	0	141	141
36	REDBIRD	CONSTRUCTION	ICL	C	0	0	0	1	1	1
37	RG ESTATES PH 3	CONSTRUCTION	ETJ1.5	SF	49	0	0	0	49	49
38	ROGERS COVES SUBDIVISION PHASE A N B	CONSTRUCTION	ICL	SF	188	0	0	0	188	188
39	ROGERS ESTATES	CONSTRUCTION	ICL	SF	39	0	0	0	39	39

5 Subdivisions in Preliminary Review
Submitted in February 2023

27 Subdivisions in Construction Review
Pending approval or waiting for
resubmittal from Owner

67 Subdivisions in construction
5146 Estimated Rooftops based on
subdivision lots in construction
*Pending confirmation on
estimated rooftops

Department: Engineering
Date of Report: 2/28/2023
Director Name: Mardoqueo Hinojosa, P.E., CFM, CPM

Development Projects


	Subdivision Name	Phase	Inside City Limit (ICL) / ETJ	Subdivision Type (Single Family (SF), Multi-Family (MF) or Commercial (CJ))	Single Family Lots	Multi-Family Lots	Multi-Family Roof Tops	Commercial Lots	Total Lots	Roof Tops
40	RUSSEL VILLAGE SUBDIVISION	CONSTRUCTION	ICL	SF	77	0	0	0	77	77
41	SANTA CRUZ PALMS	CONSTRUCTION	ICL	SF	59	0	0	0	59	59
42	SANTA CRUZ SECTION 1 PHASE IV-2	CONSTRUCTION	ICL	SF	36	0	0	0	36	36
43	SCHUNIOR ESTATES	CONSTRUCTION	ICL	SF	19	0	0	0	19	19
44	SEVEN ELEVEN - MONTE CRISTO	CONSTRUCTION	ICL	C	0	0	0	1	1	1
45	SH MOUNT ESTATES	CONSTRUCTION	ICL	SF	28	0	0	0	28	28
46	SILOS AT LA SIENNA PHASE 1	CONSTRUCTION	ICL	SF	64	0	0	64	64	64
47	SILOS AT LA SIENNA PHASE 2	CONSTRUCTION	ICL	SF	43	0	0	0	43	43
48	SILVERSTONE HEIGHTS	CONSTRUCTION	ICL	SF	122	0	0	0	122	122
49	SQL ALEGRE PHASE 1	CONSTRUCTION	ICL	SF	130	0	0	0	130	130
50	SRGV HOTEL EDINBURG SUBDIVISION	CONSTRUCTION	ICL	C	0	0	0	1	1	1
51	STONE OAK SUBDIVISION	CONSTRUCTION	ICL	SF	49	0	0	0	49	49
52	STORAGE MASTERS	CONSTRUCTION	ICL	C	0	0	0	1	1	1
53	SUGAR MILL ESTATES	CONSTRUCTION	ICL	MF	0	54	216	0	54	216
54	SUNCREST ACRES	CONSTRUCTION	ETJ2.5	SF	18	0	0	0	18	18
55	TEXAS RANCH	CONSTRUCTION	ETJ1.5	SF	15	0	0	0	15	15
56	THE GARDENS AT LAKE JAMES	CONSTRUCTION	ICL	SF	16	0	0	0	16	16
57	THE HEIGHTS ON TRENTON PHASE 2	CONSTRUCTION	ICL	SF	179	0	0	0	179	179
58	THE HEIGHTS ON WISCONSIN PHASE II	CONSTRUCTION	ICL	SF	63	0	0	0	63	63
59	THE HEIGHTS ON WISCONSIN PHASE III	CONSTRUCTION	ICL	SF	81	0	0	0	81	81
60	THE LUXX SUBDIVISION	CONSTRUCTION	ICL	MF	0	1	4	0	1	1
61	UNIVERSITY VILLAGE ON 10TH ST	CONSTRUCTION	ICL	C	0	0	0	11	11	11
62	VALENCIA TRAILS PHASE 1	CONSTRUCTION	ICL	MF	0	17	68	68	17	68
63	VALENCIA TRAILS PHASE 2	CONSTRUCTION	ICL	SF	73	0	0	0	73	73
64	VELA & FLORES	CONSTRUCTION	ICL	C	0	0	0	1	1	1
65	VICTORIA HEIGHTS	CONSTRUCTION	ICL	MF	0	5	20	0	5	20
66	VILLAS AT SUGAR	CONSTRUCTION	ICL	MF	0	48	192	0	48	192
67	WOODLANDS ESTATES	CONSTRUCTION	ICL	MF	0	89	356	0	89	356

2	Commercial Site Plans were reviewed
14	Commercial Permits were reviewed
16	Multi-Family Building Permit was reviewed
1	Residential Permits were reviewed

GIS Division

- * Continued drone footage for Capital Projects and survey.
- * Continued addressing and street name approvals for subdivisions
- * On-going support for Capital Projects Dashboard and Planning Dashboards on the ESRI ArcGIS Platform
- * Updating and maintaining GIS data on the ESRI ArcGIS Platform for public infrastructure, planning, solid waste, parks, etc.

FINANCE





Edinburg, TX

Unaudited Income Statement - Revenues

Account Summary

For Fiscal: 2022-2023 Period Ending: 02/28/2023

		Original Total Budget	Current Total Budget	MTD Activity	YTD Activity	YTD Activity + Encumbrances	Budget Remaining
Fund: 100 - GENERAL FUND							
Revenue							
Division: 9500 - Non-Departmental							
RevType: 40 - General Taxes							
100-9500-401100	AD-VALOREM TAX-CURRENT	0.00	0.00	2,130,919.72	27,892,779.37	27,892,779.37	-27,892,779.37
100-9500-401101	AD-VALOREM TAX-DELINQUENT	0.00	0.00	51,739.99	395,640.38	395,640.38	-395,640.38
100-9500-401102	PENALTY & INTEREST	0.00	0.00	107,153.49	172,182.93	172,182.93	-172,182.93
100-9500-402100	GENERAL SALES & USE TAX	0.00	0.00	0.00	4,584,447.99	4,584,447.99	-4,584,447.99
100-9500-402101	GEN SALES & USE TAX (.5%)	0.00	0.00	0.00	2,292,223.99	2,292,223.99	-2,292,223.99
100-9500-403100	ELECTRIC UTILITY	0.00	0.00	1,501,005.16	1,501,005.16	1,501,005.16	-1,501,005.16
100-9500-403103	T V CABLE	0.00	0.00	162,148.80	162,148.80	162,148.80	-162,148.80
100-9500-403104	TELEPHONE UTILITY OTHER	0.00	0.00	10,460.40	10,493.44	10,493.44	-10,493.44
100-9500-403105	2% GROSS RECEIPTS-SEWER	0.00	0.00	0.00	27,128.64	27,128.64	-27,128.64
100-9500-403106	2% GROSS RECEIPTS-WATER	0.00	0.00	0.00	59,033.39	59,033.39	-59,033.39
100-9500-404100	MIXED BEVERAGE TAX	0.00	0.00	17,922.77	17,922.77	17,922.77	-17,922.77
RevType: 40 - General Taxes Total:		0.00	0.00	3,981,350.33	37,115,006.86	37,115,006.86	-37,115,006.86
RevType: 41 - Licenses and Permits							
100-9500-411100	BUILDING PERMITS	0.00	0.00	36,136.20	191,665.60	191,665.60	-191,665.60
100-9500-411101	PLUMBING PERMITS	0.00	0.00	19,362.00	74,633.00	74,633.00	-74,633.00
100-9500-411102	ELECTRICAL PERMIT	0.00	0.00	8,174.00	58,891.00	58,891.00	-58,891.00
100-9500-411103	HEATING & AIR COND	0.00	0.00	3,954.00	33,922.00	33,922.00	-33,922.00
100-9500-411104	GARAGE SALE PERMITS	0.00	0.00	1,670.00	8,210.00	8,210.00	-8,210.00
100-9500-411106	HOUSE MOVING PERMITS	0.00	0.00	0.00	375.00	375.00	-375.00
100-9500-411108	BEVERAGE PERMITS	0.00	0.00	216.50	1,130.00	1,130.00	-1,130.00
100-9500-411120	MISCELLANEOUS PERMITS	0.00	0.00	985.00	4,135.00	4,135.00	-4,135.00
100-9500-412100	HEALTH PERMITS	0.00	0.00	7,650.00	32,375.00	32,375.00	-32,375.00
100-9500-412101	COIN OPERATED MACHINES	0.00	0.00	132.58	1,027.51	1,027.51	-1,027.51
RevType: 41 - Licenses and Permits Total:		0.00	0.00	78,280.28	406,364.11	406,364.11	-406,364.11
RevType: 42 - InterGov't							
100-9500-423100	HOUSING AUTH/IN LIEU T	0.00	0.00	26,694.89	26,694.89	26,694.89	-26,694.89
100-9500-424102	EEDC REIMBURSEMENT	0.00	0.00	0.00	125,000.00	125,000.00	-125,000.00
RevType: 42 - InterGov't Total:		0.00	0.00	26,694.89	151,694.89	151,694.89	-151,694.89
RevType: 43 - Charges for Services							
100-9500-431100	2% ADM FEE-INSPECTION	0.00	0.00	134,777.57	202,409.55	202,409.55	-202,409.55
100-9500-431102	CLEANING & MOWING	0.00	0.00	994.30	44,539.68	44,539.68	-44,539.68
100-9500-431103	VITAL STATISTICS FEES	0.00	0.00	38,197.00	159,184.20	159,184.20	-159,184.20
100-9500-431110	COUNTY PART-RURAL FIRE	0.00	0.00	46,958.00	204,864.00	204,864.00	-204,864.00
100-9500-431111	FIRE PROTECTION & PREVENTION FEES	0.00	0.00	5,370.00	22,621.00	22,621.00	-22,621.00
100-9500-431120	ACCIDENT REPORTS	0.00	0.00	1,008.00	6,720.00	6,720.00	-6,720.00
100-9500-431125	SALES OF CODES & DOCUMENTS	0.00	0.00	1,082.40	8,421.85	8,421.85	-8,421.85
100-9500-431126	ZONING APPLICATION FEE	0.00	0.00	5,750.00	27,225.00	27,225.00	-27,225.00
100-9500-431128	PASSPORT FEES	0.00	0.00	8,033.85	41,334.85	41,334.85	-41,334.85
100-9500-431129	PASSPORT PHOTOS	0.00	0.00	0.00	30.00	30.00	-30.00
100-9500-431130	PASSPORT EXPRESS SHIPPING	0.00	0.00	0.00	105.90	105.90	-105.90
100-9500-431203	REC SPECIAL EVENTS	0.00	0.00	6,309.00	40,290.80	40,290.80	-40,290.80
100-9500-431204	REC SPORT LEAGUE FEES	0.00	0.00	33,127.00	66,309.00	66,309.00	-66,309.00
100-9500-431205	REC. MEMBERSHIP FEES-A	0.00	0.00	1,226.76	5,711.76	5,711.76	-5,711.76
100-9500-431206	RECREATIONAL PROGRAM FEES	0.00	0.00	4,405.00	21,014.00	21,014.00	-21,014.00
100-9500-431207	RENTAL CENTERS	0.00	0.00	3,445.00	16,131.00	16,131.00	-16,131.00
100-9500-431301	DANCE CLASS FEES-CITY/VIPERS	0.00	0.00	2,005.00	11,173.00	11,173.00	-11,173.00
100-9500-431303	LEAGUE FEES-CITY/VIPERS	0.00	0.00	3,025.00	52,876.00	52,876.00	-52,876.00
100-9500-431400	WBC ADMISSION FEE	0.00	0.00	4,063.00	12,584.00	12,584.00	-12,584.00

Unaudited Income Statement - Revenues
For Fiscal: 2022-2023 Period Ending: 02/28/2023

		Original Total Budget	Current Total Budget	MTD Activity	YTD Activity	YTD Activity + Encumbrances	Budget Remaining
100-9500-431402	WBC MEMBERSHIP FEES	0.00	0.00	385.00	2,652.00	2,652.00	-2,652.00
100-9500-431403	WBC MERCHANDISE SALES	0.00	0.00	2,733.06	12,030.64	12,030.64	-12,030.64
100-9500-431404	WBC- PROGRAM FEES	0.00	0.00	1,590.00	15,126.00	15,126.00	-15,126.00
100-9500-431501	PUBLIC SWIMMING POOL F	0.00	0.00	9.00	30.00	30.00	-30.00
100-9500-431502	SWIMMING PROGRAM FEES	0.00	0.00	31.00	73.00	73.00	-73.00
RevType: 43 - Charges for Services Total:		0.00	0.00	304,524.94	973,457.23	973,457.23	-973,457.23
RevType: 44 - Fines and Forfeits							
100-9500-441100	MUNICIPAL COURT FINES	0.00	0.00	73,230.20	269,685.20	269,685.20	-269,685.20
100-9500-441102	ARREST & WRITTEN FEE	0.00	0.00	3,543.19	13,403.63	13,403.63	-13,403.63
100-9500-441104	TRAFFIC (TFC) FINES 3.	0.00	0.00	897.00	3,369.00	3,369.00	-3,369.00
100-9500-441105	CIVIL JUSTICE FEE-COURT	0.00	0.00	0.21	0.29	0.29	-0.29
100-9500-441110	TIME PAYMENT CITY	0.00	0.00	1,165.51	4,667.09	4,667.09	-4,667.09
100-9500-441111	MUNICIPAL COURT ADMIN EXP FEE	0.00	0.00	6,530.00	24,481.90	24,481.90	-24,481.90
100-9500-441114	MUNICIPAL COURT MISCELLANEOUS	0.00	0.00	980.00	3,930.00	3,930.00	-3,930.00
100-9500-441117	OMNI BASE LOCAL FEE	0.00	0.00	140.00	330.40	330.40	-330.40
100-9500-441118	TX DOT- SCOFF LAW	0.00	0.00	693.70	1,148.10	1,148.10	-1,148.10
100-9500-441201	LIBRARY FINES	0.00	0.00	576.57	2,905.49	2,905.49	-2,905.49
RevType: 44 - Fines and Forfeits Total:		0.00	0.00	87,756.38	323,921.10	323,921.10	-323,921.10
RevType: 45 - Miscellaneous							
100-9500-451100	INTEREST EARNED	0.00	0.00	0.00	236,665.16	236,665.16	-236,665.16
100-9500-451101	INTEREST EARNED RECEIV	0.00	0.00	3,111.80	15,751.31	15,751.31	-15,751.31
100-9500-452103	RENT OF CITY FACILITIES	0.00	0.00	125.00	500.00	500.00	-500.00
100-9500-452104	USE OF CITY'S RADIO SYSTEM	0.00	0.00	310.00	1,550.00	1,550.00	-1,550.00
100-9500-454100	MISCELLANEOUS REVENUE	0.00	0.00	39,980.37	67,694.81	67,694.81	-67,694.81
100-9500-454101	LOST BOOK ACCT-LIBRARY	0.00	0.00	276.70	1,379.05	1,379.05	-1,379.05
100-9500-454102	BOOK SALES (LIBRARY)	0.00	0.00	3,385.68	16,575.33	16,575.33	-16,575.33
100-9500-454103	RECOVERY OF WORKERS COMP	0.00	0.00	9,301.81	36,093.49	36,093.49	-36,093.49
100-9500-454104	CASH SHORT OR OVER	0.00	0.00	-53.77	-41.83	-41.83	41.83
100-9500-454110	PROPERTY INSURANCE REIMBURSEME...	0.00	0.00	0.00	72,272.28	72,272.28	-72,272.28
RevType: 45 - Miscellaneous Total:		0.00	0.00	56,437.59	448,439.60	448,439.60	-448,439.60
RevType: 46 - Other Financing Sources							
100-9500-462100	SALE OF CITY PROPERTY	0.00	0.00	0.00	10,986.27	10,986.27	-10,986.27
RevType: 46 - Other Financing Sources Total:		0.00	0.00	0.00	10,986.27	10,986.27	-10,986.27
Division: 9500 - Non-Departmental Total:		0.00	0.00	4,535,044.41	39,429,870.06	39,429,870.06	-39,429,870.06
Revenue Total:		0.00	0.00	4,535,044.41	39,429,870.06	39,429,870.06	-39,429,870.06
Fund: 100 - GENERAL FUND Total:		0.00	0.00	4,535,044.41	39,429,870.06	39,429,870.06	-39,429,870.06
Fund: 113 - HOTEL OCCUPANCY TAX FUND							
Revenue							
Division: 9500 - Non-Departmental							
RevType: 40 - General Taxes							
113-9500-405100	HOMESTAY INN & SUITES	0.00	0.00	1,473.79	11,870.89	11,870.89	-11,870.89
113-9500-405101	ECHO MOTEL	0.00	0.00	3,413.19	10,813.69	10,813.69	-10,813.69
113-9500-405102	FRONTIER MOTEL	0.00	0.00	255.15	1,651.37	1,651.37	-1,651.37
113-9500-405104	EXECUTIVE INN	0.00	0.00	1,950.90	9,845.50	9,845.50	-9,845.50
113-9500-405106	BINNING HOSPITALITY LLC	0.00	0.00	9,382.37	51,416.45	51,416.45	-51,416.45
113-9500-405108	MOTEL 6	0.00	0.00	3,603.39	20,670.09	20,670.09	-20,670.09
113-9500-405109	BUDGET INN	0.00	0.00	749.57	4,082.90	4,082.90	-4,082.90
113-9500-405110	EDINBURG INN & SUITE	0.00	0.00	6,061.78	23,913.97	23,913.97	-23,913.97
113-9500-405111	HOLIDAY INN	0.00	0.00	14,000.19	84,202.63	84,202.63	-84,202.63
113-9500-405112	HOTEL/OCCUPANCY TAX-OTHER	0.00	0.00	248.16	1,455.86	1,455.86	-1,455.86
113-9500-405113	MARRIOTT TOWNEPLACE SUITES	0.00	0.00	11,914.73	46,072.50	46,072.50	-46,072.50
113-9500-405114	TRU BY HILTON	0.00	0.00	11,712.49	62,561.55	62,561.55	-62,561.55
113-9500-405115	HOME2 BY HILTON	0.00	0.00	13,252.31	52,299.41	52,299.41	-52,299.41

Unaudited Income Statement - Revenues
For Fiscal: 2022-2023 Period Ending: 02/28/2023

		Original Total Budget	Current Total Budget	MTD Activity	YTD Activity	YTD Activity + Encumbrances	Budget Remaining
113-9500-405200	ABRB - MARIA HEREDIA	0.00	0.00	169.12	1,206.97	1,206.97	-1,206.97
	RevType: 40 - General Taxes Total:	0.00	0.00	78,187.14	382,063.78	382,063.78	-382,063.78
	Division: 9500 - Non-Departmental Total:	0.00	0.00	78,187.14	382,063.78	382,063.78	-382,063.78
	Revenue Total:	0.00	0.00	78,187.14	382,063.78	382,063.78	-382,063.78
	Fund: 113 - HOTEL OCCUPANCY TAX FUND Total:	0.00	0.00	78,187.14	382,063.78	382,063.78	-382,063.78
Fund: 150 - DEBT SERVICE FUND							
Revenue							
Division: 9500 - Non-Departmental							
RevType: 40 - General Taxes							
150-9500-401100	AD-VALOREM TAX-CURRENT	0.00	0.00	573,936.92	7,512,573.78	7,512,573.78	-7,512,573.78
150-9500-401101	AD-VALOREM TAX-DELINQUENT	0.00	0.00	11,124.08	88,240.00	88,240.00	-88,240.00
150-9500-401102	PENALTY & INTEREST	0.00	0.00	27,895.46	42,000.08	42,000.08	-42,000.08
	RevType: 40 - General Taxes Total:	0.00	0.00	612,956.46	7,642,813.86	7,642,813.86	-7,642,813.86
	Division: 9500 - Non-Departmental Total:	0.00	0.00	612,956.46	7,642,813.86	7,642,813.86	-7,642,813.86
	Revenue Total:	0.00	0.00	612,956.46	7,642,813.86	7,642,813.86	-7,642,813.86
	Fund: 150 - DEBT SERVICE FUND Total:	0.00	0.00	612,956.46	7,642,813.86	7,642,813.86	-7,642,813.86
Fund: 200 - UTILITY FUND							
Revenue							
Division: 9500 - Non-Departmental							
RevType: 43 - Charges for Services							
200-9500-432101	WATER TAP FEES	0.00	0.00	106,637.50	211,283.75	211,283.75	-211,283.75
200-9500-432102	METER WATER SALES-CURR	0.00	0.00	806,011.37	4,980,409.37	4,980,409.37	-4,980,409.37
200-9500-432104	PENALTY CHARGES-DELQ A	0.00	0.00	39,871.57	229,858.62	229,858.62	-229,858.62
200-9500-432105	BACTERIOLOGICAL TESTING	0.00	0.00	324.50	855.50	855.50	-855.50
200-9500-432200	SEWER CHARGES	0.00	0.00	356,860.07	2,232,739.54	2,232,739.54	-2,232,739.54
200-9500-432201	SEWER TAP FEES	0.00	0.00	40,920.00	59,235.00	59,235.00	-59,235.00
200-9500-432202	SWR CHARGES NORTH ALAM	0.00	0.00	0.00	117,130.04	117,130.04	-117,130.04
200-9500-432203	SWR CHARGES SWSC	0.00	0.00	0.00	21,416.81	21,416.81	-21,416.81
	RevType: 43 - Charges for Services Total:	0.00	0.00	1,350,625.01	7,852,928.63	7,852,928.63	-7,852,928.63
RevType: 45 - Miscellaneous							
200-9500-451100	INTEREST EARNED	0.00	0.00	0.00	114,838.95	114,838.95	-114,838.95
200-9500-452113	RENT OF WATER TOWERS	0.00	0.00	0.00	15,065.16	15,065.16	-15,065.16
200-9500-454103	RECOVERY OF WORKERS COMP	0.00	0.00	0.00	616.10	616.10	-616.10
200-9500-454104	CASH SHORT OR OVER	0.00	0.00	-77.80	-136.85	-136.85	136.85
200-9500-454107	SERVICE CHARGES	0.00	0.00	20,428.86	78,587.37	78,587.37	-78,587.37
	RevType: 45 - Miscellaneous Total:	0.00	0.00	20,351.06	208,970.73	208,970.73	-208,970.73
	Division: 9500 - Non-Departmental Total:	0.00	0.00	1,370,976.07	8,061,899.36	8,061,899.36	-8,061,899.36
	Revenue Total:	0.00	0.00	1,370,976.07	8,061,899.36	8,061,899.36	-8,061,899.36
	Fund: 200 - UTILITY FUND Total:	0.00	0.00	1,370,976.07	8,061,899.36	8,061,899.36	-8,061,899.36
Fund: 201 - UTILITIES PROJECTS FUND							
Revenue							
Division: 9500 - Non-Departmental							
RevType: 45 - Miscellaneous							
201-9500-451100	INTEREST EARNED	0.00	0.00	0.00	102,299.59	102,299.59	-102,299.59
	RevType: 45 - Miscellaneous Total:	0.00	0.00	0.00	102,299.59	102,299.59	-102,299.59
	Division: 9500 - Non-Departmental Total:	0.00	0.00	0.00	102,299.59	102,299.59	-102,299.59
	Revenue Total:	0.00	0.00	0.00	102,299.59	102,299.59	-102,299.59
	Fund: 201 - UTILITIES PROJECTS FUND Total:	0.00	0.00	0.00	102,299.59	102,299.59	-102,299.59
Fund: 210 - SOLID WASTE MANAGEMENT FUND							
Revenue							
Division: 9500 - Non-Departmental							
RevType: 43 - Charges for Services							
210-9500-434100	GARBAGE CHARGES N A W	0.00	0.00	0.00	78,086.70	78,086.70	-78,086.70
210-9500-434101	GARBAGE CHARGES SWSC	0.00	0.00	0.00	6,717.23	6,717.23	-6,717.23

Unaudited Income Statement - Revenues
For Fiscal: 2022-2023 Period Ending: 02/28/2023

		Original Total Budget	Current Total Budget	MTD Activity	YTD Activity	YTD Activity + Encumbrances	Budget Remaining
210-9500-434102	GARBAGE COLLECTION FEE	0.00	0.00	440,739.44	3,341,197.43	3,341,197.43	-3,341,197.43
210-9500-434103	GARBAGE DISP NON RESID	0.00	0.00	708,689.98	3,679,964.84	3,679,964.84	-3,679,964.84
210-9500-434104	GARBAGE DISPOSAL FEES	0.00	0.00	152,801.13	808,520.28	808,520.28	-808,520.28
210-9500-434105	RECYCLE PROCEEDS	0.00	0.00	5,911.08	48,875.84	48,875.84	-48,875.84
210-9500-434108	LANDFILL-NON-COMMERCIAL	0.00	0.00	206,759.09	947,549.22	947,549.22	-947,549.22
RevType: 43 - Charges for Services Total:		0.00	0.00	1,514,900.72	8,910,911.54	8,910,911.54	-8,910,911.54
RevType: 45 - Miscellaneous							
210-9500-451100	INTEREST EARNED	0.00	0.00	0.00	78,648.53	78,648.53	-78,648.53
210-9500-452108	LAND LEASE	0.00	0.00	0.00	13,645.00	13,645.00	-13,645.00
210-9500-454100	MISCELLANEOUS REVENUE	0.00	0.00	309.22	1,288.38	1,288.38	-1,288.38
210-9500-454107	SERVICE CHARGES	0.00	0.00	0.00	25.00	25.00	-25.00
210-9500-454110	PROPERTY INSURANCE REIMBURSEME...	0.00	0.00	0.00	0.00	-41,709.37	41,709.37
210-9500-454200	GAS, OIL, MINERAL RIGHTS	0.00	0.00	644,183.57	661,183.57	661,183.57	-661,183.57
RevType: 45 - Miscellaneous Total:		0.00	0.00	644,492.79	754,790.48	713,081.11	-713,081.11
Division: 9500 - Non-Departmental Total:		0.00	0.00	2,159,393.51	9,665,702.02	9,623,992.65	-9,623,992.65
Revenue Total:		0.00	0.00	2,159,393.51	9,665,702.02	9,623,992.65	-9,623,992.65
Fund: 210 - SOLID WASTE MANAGEMENT FUND Total:		0.00	0.00	2,159,393.51	9,665,702.02	9,623,992.65	-9,623,992.65
Fund: 220 - EDINBURG INTERNATIONAL AIRPORT							
Revenue							
Division: 9500 - Non-Departmental							
RevType: 43 - Charges for Services							
220-9500-436115	FUEL FLOW FEES	0.00	0.00	140,864.07	639,476.15	639,476.15	-639,476.15
RevType: 43 - Charges for Services Total:		0.00	0.00	140,864.07	639,476.15	639,476.15	-639,476.15
RevType: 45 - Miscellaneous							
220-9500-452105	HANGAR LEASE	0.00	0.00	9,540.00	47,700.00	47,700.00	-47,700.00
220-9500-452107	WAREHOUSE BLDG LEASE (CTS)	0.00	0.00	9,970.80	49,854.00	49,854.00	-49,854.00
220-9500-454100	MISCELLANEOUS REVENUE	0.00	0.00	-53.79	-91.61	-91.61	91.61
RevType: 45 - Miscellaneous Total:		0.00	0.00	19,457.01	97,462.39	97,462.39	-97,462.39
Division: 9500 - Non-Departmental Total:		0.00	0.00	160,321.08	736,938.54	736,938.54	-736,938.54
Revenue Total:		0.00	0.00	160,321.08	736,938.54	736,938.54	-736,938.54
Fund: 220 - EDINBURG INTERNATIONAL AIRPORT Total:		0.00	0.00	160,321.08	736,938.54	736,938.54	-736,938.54
Fund: 230 - EBONY GOLF COURSE FUND							
Revenue							
Division: 9500 - Non-Departmental							
RevType: 43 - Charges for Services							
230-9500-435100	GOLF COURSE GREEN FEES	0.00	0.00	16,009.00	60,061.20	60,061.20	-60,061.20
230-9500-435200	CONCESSIONS GOLF COURSE	0.00	0.00	1,187.99	5,158.47	5,158.47	-5,158.47
230-9500-435201	CONCESSIONS ALCOHOLIC	0.00	0.00	3,969.95	14,690.58	14,690.58	-14,690.58
230-9500-435300	KITCHEN SALES	0.00	0.00	0.00	144.00	144.00	-144.00
230-9500-435400	MERCHANDISE PRO SHOP	0.00	0.00	482.68	2,638.37	2,638.37	-2,638.37
230-9500-435500	ANNUAL MEMBERSHIP DUES	0.00	0.00	375.00	27,152.61	27,152.61	-27,152.61
230-9500-435600	GOLF CLUB RENTAL	0.00	0.00	55.44	323.86	323.86	-323.86
230-9500-435601	GOLF COURSE CART RENTAL	0.00	0.00	9,302.64	35,085.03	35,085.03	-35,085.03
RevType: 43 - Charges for Services Total:		0.00	0.00	31,382.70	145,254.12	145,254.12	-145,254.12
RevType: 45 - Miscellaneous							
230-9500-454100	MISCELLANEOUS REVENUE	0.00	0.00	6.39	17.20	17.20	-17.20
RevType: 45 - Miscellaneous Total:		0.00	0.00	6.39	17.20	17.20	-17.20
Division: 9500 - Non-Departmental Total:		0.00	0.00	31,389.09	145,271.32	145,271.32	-145,271.32
Revenue Total:		0.00	0.00	31,389.09	145,271.32	145,271.32	-145,271.32
Fund: 230 - EBONY GOLF COURSE FUND Total:		0.00	0.00	31,389.09	145,271.32	145,271.32	-145,271.32

Unaudited Income Statement - Revenues

For Fiscal: 2022-2023 Period Ending: 02/28/2023

		Original Total Budget	Current Total Budget	MTD Activity	YTD Activity	YTD Activity + Encumbrances	Budget Remaining
Fund: 240 - LOS LAGOS GOLF CLUB FUND							
Revenue							
Division: 9500 - Non-Departmental							
RevType: 43 - Charges for Services							
240-9500-435100	GOLF COURSE GREEN FEES	0.00	0.00	79,495.50	353,242.94	353,242.94	-353,242.94
240-9500-435103	GOLF RANGE FEES	0.00	0.00	6,256.18	25,798.17	25,798.17	-25,798.17
240-9500-435200	NON-ALCOHOLIC BEVERAGES	0.00	0.00	4,765.42	18,925.13	18,925.13	-18,925.13
240-9500-435201	ALCOHOLIC BEVERAGES	0.00	0.00	5,284.21	25,837.17	25,837.17	-25,837.17
240-9500-435300	KITCHEN SALES	0.00	0.00	4,679.18	22,438.25	22,438.25	-22,438.25
240-9500-435400	MERCHANDISE PRO SHOP	0.00	0.00	5,383.88	27,471.46	27,471.46	-27,471.46
240-9500-435500	ANNUAL MEMBERSHIP DUES	0.00	0.00	8,551.86	78,945.53	78,945.53	-78,945.53
240-9500-435600	GOLF CLUB RENTAL	0.00	0.00	134.00	1,185.05	1,185.05	-1,185.05
240-9500-435601	GOLF COURSE CART RENTAL	0.00	0.00	11,990.90	61,772.84	61,772.84	-61,772.84
RevType: 43 - Charges for Services Total:		0.00	0.00	126,541.13	615,616.54	615,616.54	-615,616.54
RevType: 45 - Miscellaneous							
240-9500-454100	MISCELLANEOUS REVENUE	0.00	0.00	17.92	62.41	62.41	-62.41
240-9500-454104	CASH SHORT OR OVER	0.00	0.00	0.01	-82.49	-82.49	82.49
RevType: 45 - Miscellaneous Total:		0.00	0.00	17.93	-20.08	-20.08	20.08
Division: 9500 - Non-Departmental Total:		0.00	0.00	126,559.06	615,596.46	615,596.46	-615,596.46
Revenue Total:		0.00	0.00	126,559.06	615,596.46	615,596.46	-615,596.46
Fund: 240 - LOS LAGOS GOLF CLUB FUND Total:		0.00	0.00	126,559.06	615,596.46	615,596.46	-615,596.46
Report Surplus (Deficit):		0.00	0.00	9,074,826.82	66,782,454.99	66,740,745.62	

Group Summary

ExpType	Original Total Budget	Current Total Budget	MTD Activity	YTD Activity	YTD Activity + Encumbrances	Budget Remaining
Fund: 100 - GENERAL FUND						
Revenue						
Division: 9500 - Non-Departmental						
RevType: 40 - General Taxes						
	0.00	0.00	3,981,350.33	37,115,006.86	37,115,006.86	-37,115,006.86
RevType: 40 - General Taxes Total:	0.00	0.00	3,981,350.33	37,115,006.86	37,115,006.86	-37,115,006.86
RevType: 41 - Licenses and Permits						
	0.00	0.00	78,280.28	406,364.11	406,364.11	-406,364.11
RevType: 41 - Licenses and Permits Total:	0.00	0.00	78,280.28	406,364.11	406,364.11	-406,364.11
RevType: 42 - InterGov't						
	0.00	0.00	26,694.89	151,694.89	151,694.89	-151,694.89
RevType: 42 - InterGov't Total:	0.00	0.00	26,694.89	151,694.89	151,694.89	-151,694.89
RevType: 43 - Charges for Services						
	0.00	0.00	304,524.94	973,457.23	973,457.23	-973,457.23
RevType: 43 - Charges for Services Total:	0.00	0.00	304,524.94	973,457.23	973,457.23	-973,457.23
RevType: 44 - Fines and Forfeits						
	0.00	0.00	87,756.38	323,921.10	323,921.10	-323,921.10
RevType: 44 - Fines and Forfeits Total:	0.00	0.00	87,756.38	323,921.10	323,921.10	-323,921.10
RevType: 45 - Miscellaneous						
	0.00	0.00	56,437.59	448,439.60	448,439.60	-448,439.60
RevType: 45 - Miscellaneous Total:	0.00	0.00	56,437.59	448,439.60	448,439.60	-448,439.60
RevType: 46 - Other Financing Sources						
	0.00	0.00	0.00	10,986.27	10,986.27	-10,986.27
RevType: 46 - Other Financing Sources Total:	0.00	0.00	0.00	10,986.27	10,986.27	-10,986.27
Division: 9500 - Non-Departmental Total:	0.00	0.00	4,535,044.41	39,429,870.06	39,429,870.06	-39,429,870.06
Revenue Total:	0.00	0.00	4,535,044.41	39,429,870.06	39,429,870.06	-39,429,870.06
Fund: 100 - GENERAL FUND Total:	0.00	0.00	4,535,044.41	39,429,870.06	39,429,870.06	-39,429,870.06
Fund: 113 - HOTEL OCCUPANCY TAX FUND						
Revenue						
Division: 9500 - Non-Departmental						
RevType: 40 - General Taxes						
	0.00	0.00	78,187.14	382,063.78	382,063.78	-382,063.78
RevType: 40 - General Taxes Total:	0.00	0.00	78,187.14	382,063.78	382,063.78	-382,063.78
Division: 9500 - Non-Departmental Total:	0.00	0.00	78,187.14	382,063.78	382,063.78	-382,063.78
Revenue Total:	0.00	0.00	78,187.14	382,063.78	382,063.78	-382,063.78
Fund: 113 - HOTEL OCCUPANCY TAX FUND Total:	0.00	0.00	78,187.14	382,063.78	382,063.78	-382,063.78
Fund: 150 - DEBT SERVICE FUND						
Revenue						
Division: 9500 - Non-Departmental						
RevType: 40 - General Taxes						
	0.00	0.00	612,956.46	7,642,813.86	7,642,813.86	-7,642,813.86
RevType: 40 - General Taxes Total:	0.00	0.00	612,956.46	7,642,813.86	7,642,813.86	-7,642,813.86
Division: 9500 - Non-Departmental Total:	0.00	0.00	612,956.46	7,642,813.86	7,642,813.86	-7,642,813.86
Revenue Total:	0.00	0.00	612,956.46	7,642,813.86	7,642,813.86	-7,642,813.86
Fund: 150 - DEBT SERVICE FUND Total:	0.00	0.00	612,956.46	7,642,813.86	7,642,813.86	-7,642,813.86
Fund: 200 - UTILITY FUND						
Revenue						
Division: 9500 - Non-Departmental						
RevType: 43 - Charges for Services						
	0.00	0.00	1,350,625.01	7,852,928.63	7,852,928.63	-7,852,928.63
RevType: 43 - Charges for Services Total:	0.00	0.00	1,350,625.01	7,852,928.63	7,852,928.63	-7,852,928.63

Unaudited Income Statement - Revenues

For Fiscal: 2022-2023 Period Ending: 02/28/2023

ExpType	Original Total Budget	Current Total Budget	MTD Activity	YTD Activity	YTD Activity + Encumbrances	Budget Remaining
RevType: 45 - Miscellaneous	0.00	0.00	20,351.06	208,970.73	208,970.73	-208,970.73
RevType: 45 - Miscellaneous Total:	0.00	0.00	20,351.06	208,970.73	208,970.73	-208,970.73
Division: 9500 - Non-Departmental Total:	0.00	0.00	1,370,976.07	8,061,899.36	8,061,899.36	-8,061,899.36
Revenue Total:	0.00	0.00	1,370,976.07	8,061,899.36	8,061,899.36	-8,061,899.36
Fund: 200 - UTILITY FUND Total:	0.00	0.00	1,370,976.07	8,061,899.36	8,061,899.36	-8,061,899.36
Fund: 201 - UTILITIES PROJECTS FUND						
Revenue						
Division: 9500 - Non-Departmental						
RevType: 45 - Miscellaneous	0.00	0.00	0.00	102,299.59	102,299.59	-102,299.59
RevType: 45 - Miscellaneous Total:	0.00	0.00	0.00	102,299.59	102,299.59	-102,299.59
Division: 9500 - Non-Departmental Total:	0.00	0.00	0.00	102,299.59	102,299.59	-102,299.59
Revenue Total:	0.00	0.00	0.00	102,299.59	102,299.59	-102,299.59
Fund: 201 - UTILITIES PROJECTS FUND Total:	0.00	0.00	0.00	102,299.59	102,299.59	-102,299.59
Fund: 210 - SOLID WASTE MANAGEMENT FUND						
Revenue						
Division: 9500 - Non-Departmental						
RevType: 43 - Charges for Services	0.00	0.00	1,514,900.72	8,910,911.54	8,910,911.54	-8,910,911.54
RevType: 43 - Charges for Services Total:	0.00	0.00	1,514,900.72	8,910,911.54	8,910,911.54	-8,910,911.54
RevType: 45 - Miscellaneous	0.00	0.00	644,492.79	754,790.48	713,081.11	-713,081.11
RevType: 45 - Miscellaneous Total:	0.00	0.00	644,492.79	754,790.48	713,081.11	-713,081.11
Division: 9500 - Non-Departmental Total:	0.00	0.00	2,159,393.51	9,665,702.02	9,623,992.65	-9,623,992.65
Revenue Total:	0.00	0.00	2,159,393.51	9,665,702.02	9,623,992.65	-9,623,992.65
Fund: 210 - SOLID WASTE MANAGEMENT FUND Total:	0.00	0.00	2,159,393.51	9,665,702.02	9,623,992.65	-9,623,992.65
Fund: 220 - EDINBURG INTERNATIONAL AIRPORT						
Revenue						
Division: 9500 - Non-Departmental						
RevType: 43 - Charges for Services	0.00	0.00	140,864.07	639,476.15	639,476.15	-639,476.15
RevType: 43 - Charges for Services Total:	0.00	0.00	140,864.07	639,476.15	639,476.15	-639,476.15
RevType: 45 - Miscellaneous	0.00	0.00	19,457.01	97,462.39	97,462.39	-97,462.39
RevType: 45 - Miscellaneous Total:	0.00	0.00	19,457.01	97,462.39	97,462.39	-97,462.39
Division: 9500 - Non-Departmental Total:	0.00	0.00	160,321.08	736,938.54	736,938.54	-736,938.54
Revenue Total:	0.00	0.00	160,321.08	736,938.54	736,938.54	-736,938.54
Fund: 220 - EDINBURG INTERNATIONAL AIRPORT Total:	0.00	0.00	160,321.08	736,938.54	736,938.54	-736,938.54
Fund: 230 - EBONY GOLF COURSE FUND						
Revenue						
Division: 9500 - Non-Departmental						
RevType: 43 - Charges for Services	0.00	0.00	31,382.70	145,254.12	145,254.12	-145,254.12
RevType: 43 - Charges for Services Total:	0.00	0.00	31,382.70	145,254.12	145,254.12	-145,254.12
RevType: 45 - Miscellaneous	0.00	0.00	6.39	17.20	17.20	-17.20
RevType: 45 - Miscellaneous Total:	0.00	0.00	6.39	17.20	17.20	-17.20
Division: 9500 - Non-Departmental Total:	0.00	0.00	31,389.09	145,271.32	145,271.32	-145,271.32
Revenue Total:	0.00	0.00	31,389.09	145,271.32	145,271.32	-145,271.32
Fund: 230 - EBONY GOLF COURSE FUND Total:	0.00	0.00	31,389.09	145,271.32	145,271.32	-145,271.32

Unaudited Income Statement - Revenues

For Fiscal: 2022-2023 Period Ending: 02/28/2023

ExpType	Original Total Budget	Current Total Budget	MTD Activity	YTD Activity	YTD Activity + Encumbrances	Budget Remaining
Fund: 240 - LOS LAGOS GOLF CLUB FUND						
Revenue						
Division: 9500 - Non-Departmental						
RevType: 43 - Charges for Services						
	0.00	0.00	126,541.13	615,616.54	615,616.54	-615,616.54
RevType: 43 - Charges for Services Total:	0.00	0.00	126,541.13	615,616.54	615,616.54	-615,616.54
RevType: 45 - Miscellaneous						
	0.00	0.00	17.93	-20.08	-20.08	20.08
RevType: 45 - Miscellaneous Total:	0.00	0.00	17.93	-20.08	-20.08	20.08
Division: 9500 - Non-Departmental Total:	0.00	0.00	126,559.06	615,596.46	615,596.46	-615,596.46
Revenue Total:	0.00	0.00	126,559.06	615,596.46	615,596.46	-615,596.46
Fund: 240 - LOS LAGOS GOLF CLUB FUND Total:	0.00	0.00	126,559.06	615,596.46	615,596.46	-615,596.46
Total Surplus (Deficit):	0.00	0.00	9,074,826.82	66,782,454.99	66,740,745.62	

Fund Summary

Fund	Original Total Budget	Current Total Budget	MTD Activity	YTD Activity	YTD Activity + Encumbrances	Budget Remaining
100 - GENERAL FUND	0.00	0.00	4,535,044.41	39,429,870.06	39,429,870.06	-39,429,870.06
113 - HOTEL OCCUPANCY TAX ...	0.00	0.00	78,187.14	382,063.78	382,063.78	-382,063.78
150 - DEBT SERVICE FUND	0.00	0.00	612,956.46	7,642,813.86	7,642,813.86	-7,642,813.86
200 - UTILITY FUND	0.00	0.00	1,370,976.07	8,061,899.36	8,061,899.36	-8,061,899.36
201 - UTILITIES PROJECTS FUND	0.00	0.00	0.00	102,299.59	102,299.59	-102,299.59
210 - SOLID WASTE MANAGE...	0.00	0.00	2,159,393.51	9,665,702.02	9,623,992.65	-9,623,992.65
220 - EDINBURG INTERNATIO...	0.00	0.00	160,321.08	736,938.54	736,938.54	-736,938.54
230 - EBONY GOLF COURSE F...	0.00	0.00	31,389.09	145,271.32	145,271.32	-145,271.32
240 - LOS LAGOS GOLF CLUB F...	0.00	0.00	126,559.06	615,596.46	615,596.46	-615,596.46
Total Surplus (Deficit):	0.00	0.00	9,074,826.82	66,782,454.99	66,740,745.62	



Edinburg, TX

Unaudited Income Statement - Expenses

Account Summary

For Fiscal: 2022-2023 Period Ending: 02/28/2023

		Original Total Budget	Current Total Budget	MTD Activity	YTD Activity	YTD Activity + Encumbrances	Budget Remaining
Fund: 100 - GENERAL FUND							
Expense							
Division: 0100 - Mayor & Council							
ExpType: 50 - Personnel Services							
100-0100-502102	GROUP INSURANCE	0.00	0.00	2,138.61	12,409.89	12,409.89	-12,409.89
100-0100-502104	WORKERS COMPENSATION INS	0.00	0.00	8,681.00	8,813.00	8,813.00	-8,813.00
ExpType: 50 - Personnel Services Total:		0.00	0.00	10,819.61	21,222.89	21,222.89	-21,222.89
ExpType: 51 - Contractual and Maintenance Services							
100-0100-511200	PROFESSIONAL SERVICES	0.00	0.00	0.00	0.00	35,000.00	-35,000.00
100-0100-512230	PRINTING	0.00	0.00	0.00	455.08	455.08	-455.08
100-0100-513200	TRAVEL, TRAINING, MEETINGS	0.00	0.00	5,758.89	8,275.53	8,275.53	-8,275.53
100-0100-513210	MEMBERSHIP DUES, SUBSCR	0.00	0.00	26,247.00	35,442.00	35,442.00	-35,442.00
100-0100-513290	OTHER	0.00	0.00	223.83	2,536.51	2,536.51	-2,536.51
ExpType: 51 - Contractual and Maintenance Services Total:		0.00	0.00	32,229.72	46,709.12	81,709.12	-81,709.12
ExpType: 52 - Supplies, Materials and Small Equipment							
100-0100-521300	OFFICE SUPPLIES	0.00	0.00	52.15	566.68	566.68	-566.68
100-0100-522300	WEARING APPAREL	0.00	0.00	196.01	276.00	276.00	-276.00
100-0100-522304	FOOD	0.00	0.00	448.03	1,063.05	1,063.05	-1,063.05
ExpType: 52 - Supplies, Materials and Small Equipment Total:		0.00	0.00	696.19	1,905.73	1,905.73	-1,905.73
Division: 0100 - Mayor & Council Total:		0.00	0.00	43,745.52	69,837.74	104,837.74	-104,837.74
Division: 0200 - City Manager							
ExpType: 50 - Personnel Services							
100-0200-501100	SALARIES	0.00	0.00	68,688.41	383,435.77	383,435.77	-383,435.77
100-0200-501101	LONGEVITY	0.00	0.00	1,218.00	6,363.00	6,363.00	-6,363.00
100-0200-501102	OVERTIME	0.00	0.00	29.16	298.72	298.72	-298.72
100-0200-501106	VEHICLE ALLOWANCE	0.00	0.00	1,961.52	10,465.28	10,465.28	-10,465.28
100-0200-502100	TAXES	0.00	0.00	5,384.70	25,346.84	25,346.84	-25,346.84
100-0200-502101	RETIREMENT	0.00	0.00	10,626.40	58,818.06	58,818.06	-58,818.06
100-0200-502102	GROUP INSURANCE	0.00	0.00	7,639.12	38,935.73	38,935.73	-38,935.73
100-0200-502103	DISABILITY INSURANCE	0.00	0.00	186.92	1,041.38	1,041.38	-1,041.38
100-0200-502104	WORKERS COMPENSATION INS	0.00	0.00	802.00	2,838.00	2,838.00	-2,838.00
ExpType: 50 - Personnel Services Total:		0.00	0.00	96,536.23	527,542.78	527,542.78	-527,542.78
ExpType: 51 - Contractual and Maintenance Services							
100-0200-511200	PROFESSIONAL SERVICES	0.00	0.00	1,200.00	7,500.00	7,500.00	-7,500.00
100-0200-511205	MARKETING AND ADVERTISING SERVIC...	0.00	0.00	0.00	6,120.00	6,120.00	-6,120.00
100-0200-512210	COMMUNICATIONS SERVICE AGREEME...	0.00	0.00	0.00	2,494.46	2,494.46	-2,494.46
100-0200-512240	RENTS & CONTRACTUALS	0.00	0.00	0.00	51,517.14	62,029.14	-62,029.14
100-0200-513200	TRAVEL, TRAINING, MEETINGS	0.00	0.00	902.40	2,335.09	2,335.09	-2,335.09
100-0200-513210	MEMBERSHIP DUES, SUBSCR	0.00	0.00	749.00	13,857.90	13,857.90	-13,857.90
100-0200-513290	OTHER	0.00	0.00	-74.44	51,388.04	51,388.04	-51,388.04
ExpType: 51 - Contractual and Maintenance Services Total:		0.00	0.00	2,776.96	135,212.63	145,724.63	-145,724.63
ExpType: 52 - Supplies, Materials and Small Equipment							
100-0200-521300	OFFICE SUPPLIES	0.00	0.00	136.14	1,341.00	1,341.00	-1,341.00
100-0200-522300	WEARING APPAREL	0.00	0.00	0.00	104.00	104.00	-104.00
100-0200-522304	FOOD	0.00	0.00	149.83	1,399.98	1,399.98	-1,399.98
100-0200-522305	MOTOR VEHICLE FUEL	0.00	0.00	50.04	239.15	239.15	-239.15
100-0200-522308	OFFICE HARDWARE AND RELATED SOF...	0.00	0.00	0.00	269.00	269.00	-269.00
ExpType: 52 - Supplies, Materials and Small Equipment Total:		0.00	0.00	336.01	3,353.13	3,353.13	-3,353.13
ExpType: 80 - Grants Incentives							
100-0200-800400	EMPLOYEE EVENTS	0.00	0.00	869.88	42,012.68	42,012.68	-42,012.68

Unaudited Income Statement - Expenses

For Fiscal: 2022-2023 Period Ending: 02/28/2023

		Original Total Budget	Current Total Budget	MTD Activity	YTD Activity	YTD Activity + Encumbrances	Budget Remaining
100-0200-800401	SPONSORSHIPS	0.00	0.00	0.00	5,050.00	5,050.00	-5,050.00
	ExpType: 80 - Grants Incentives Total:	0.00	0.00	869.88	47,062.68	47,062.68	-47,062.68
	Division: 0200 - City Manager Total:	0.00	0.00	100,519.08	713,171.22	723,683.22	-723,683.22
Division: 0300 - Legal							
	ExpType: 50 - Personnel Services						
100-0300-501100	SALARIES	0.00	0.00	5,007.60	27,310.20	27,310.20	-27,310.20
100-0300-501101	LONGEVITY	0.00	0.00	252.00	1,330.00	1,330.00	-1,330.00
100-0300-501102	OVERTIME	0.00	0.00	0.00	35.15	35.15	-35.15
100-0300-502100	TAXES	0.00	0.00	348.30	1,916.99	1,916.99	-1,916.99
100-0300-502101	RETIREMENT	0.00	0.00	777.37	4,210.99	4,210.99	-4,210.99
100-0300-502102	GROUP INSURANCE	0.00	0.00	1,036.82	5,180.49	5,180.49	-5,180.49
100-0300-502103	DISABILITY INSURANCE	0.00	0.00	13.68	74.56	74.56	-74.56
100-0300-502104	WORKERS COMPENSATION INS	0.00	0.00	73.00	289.00	289.00	-289.00
	ExpType: 50 - Personnel Services Total:	0.00	0.00	7,508.77	40,347.38	40,347.38	-40,347.38
	ExpType: 51 - Contractual and Maintenance Services						
100-0300-511200	PROFESSIONAL SERVICES	0.00	0.00	10,252.50	34,520.00	34,520.00	-34,520.00
100-0300-512210	COMMUNICATIONS SERVICE AGREEME...	0.00	0.00	43.21	286.72	286.72	-286.72
	ExpType: 51 - Contractual and Maintenance Services Total:	0.00	0.00	10,295.71	34,806.72	34,806.72	-34,806.72
	ExpType: 52 - Supplies, Materials and Small Equipment						
100-0300-521300	OFFICE SUPPLIES	0.00	0.00	202.92	1,050.04	5,346.04	-5,346.04
	ExpType: 52 - Supplies, Materials and Small Equipment Total:	0.00	0.00	202.92	1,050.04	5,346.04	-5,346.04
	Division: 0300 - Legal Total:	0.00	0.00	18,007.40	76,204.14	80,500.14	-80,500.14
Division: 0400 - City Secretary							
	ExpType: 50 - Personnel Services						
100-0400-501100	SALARIES	0.00	0.00	24,451.32	136,627.06	136,627.06	-136,627.06
100-0400-501101	LONGEVITY	0.00	0.00	1,113.00	5,572.00	5,572.00	-5,572.00
100-0400-501102	OVERTIME	0.00	0.00	507.88	2,499.57	2,499.57	-2,499.57
100-0400-501106	VEHICLE ALLOWANCE	0.00	0.00	323.08	1,776.94	1,776.94	-1,776.94
100-0400-502100	TAXES	0.00	0.00	1,978.20	10,947.32	10,947.32	-10,947.32
100-0400-502101	RETIREMENT	0.00	0.00	3,901.23	21,508.63	21,508.63	-21,508.63
100-0400-502102	GROUP INSURANCE	0.00	0.00	4,057.82	20,757.92	20,757.92	-20,757.92
100-0400-502103	DISABILITY INSURANCE	0.00	0.00	68.63	380.84	380.84	-380.84
100-0400-502104	WORKERS COMPENSATION INS	0.00	0.00	875.00	1,540.00	1,540.00	-1,540.00
	ExpType: 50 - Personnel Services Total:	0.00	0.00	37,276.16	201,610.28	201,610.28	-201,610.28
	ExpType: 51 - Contractual and Maintenance Services						
100-0400-511200	PROFESSIONAL SERVICES	0.00	0.00	0.33	1,139.48	9,139.43	-9,139.43
100-0400-512210	COMMUNICATIONS SERVICE AGREEME...	0.00	0.00	378.00	1,998.20	1,998.20	-1,998.20
100-0400-512230	PRINTING	0.00	0.00	0.00	291.95	291.95	-291.95
100-0400-512240	RENTS & CONTRACTUALS	0.00	0.00	0.00	1,512.20	16,920.20	-16,920.20
100-0400-513200	TRAVEL, TRAINING, MEETINGS	0.00	0.00	0.00	1,303.89	1,303.89	-1,303.89
100-0400-513210	MEMBERSHIP DUES, SUBSCR	0.00	0.00	219.72	319.72	319.72	-319.72
100-0400-513300	MOTOR VEHICLES - MAINTENANCE	0.00	0.00	0.00	27.00	27.00	-27.00
	ExpType: 51 - Contractual and Maintenance Services Total:	0.00	0.00	598.05	6,592.44	30,000.39	-30,000.39
	ExpType: 52 - Supplies, Materials and Small Equipment						
100-0400-521300	OFFICE SUPPLIES	0.00	0.00	767.35	2,201.61	2,201.61	-2,201.61
100-0400-522300	WEARING APPAREL	0.00	0.00	0.00	447.84	447.84	-447.84
100-0400-522303	RECREATION & EDUCATION	0.00	0.00	31.95	233.45	233.45	-233.45
100-0400-523390	OTHER MATERIALS	0.00	0.00	0.00	724.05	724.05	-724.05
	ExpType: 52 - Supplies, Materials and Small Equipment Total:	0.00	0.00	799.30	3,606.95	3,606.95	-3,606.95
	Division: 0400 - City Secretary Total:	0.00	0.00	38,673.51	211,809.67	235,217.62	-235,217.62
Division: 0500 - Finance							
	ExpType: 50 - Personnel Services						
100-0500-501100	SALARIES	0.00	0.00	55,033.02	339,458.78	339,458.78	-339,458.78
100-0500-501101	LONGEVITY	0.00	0.00	1,624.00	9,751.00	9,751.00	-9,751.00
100-0500-501102	OVERTIME	0.00	0.00	1,183.27	4,861.39	4,861.39	-4,861.39
100-0500-501106	VEHICLE ALLOWANCE	0.00	0.00	0.00	323.08	323.08	-323.08

Unaudited Income Statement - Expenses

For Fiscal: 2022-2023 Period Ending: 02/28/2023

		Original Total Budget	Current Total Budget	MTD Activity	YTD Activity	YTD Activity + Encumbrances	Budget Remaining
100-0500-502100	TAXES	0.00	0.00	4,301.61	26,179.12	26,179.12	-26,179.12
100-0500-502101	RETIREMENT	0.00	0.00	8,548.75	51,651.70	51,651.70	-51,651.70
100-0500-502102	GROUP INSURANCE	0.00	0.00	11,266.80	63,776.32	63,776.32	-63,776.32
100-0500-502103	DISABILITY INSURANCE	0.00	0.00	150.36	914.83	914.83	-914.83
100-0500-502104	WORKERS COMPENSATION INS	0.00	0.00	2,261.00	3,483.00	3,483.00	-3,483.00
ExpType: 50 - Personnel Services Total:		0.00	0.00	84,368.81	500,399.22	500,399.22	-500,399.22
ExpType: 51 - Contractual and Maintenance Services							
100-0500-511200	PROFESSIONAL SERVICES	0.00	0.00	0.00	0.00	28,000.00	-28,000.00
100-0500-512210	COMMUNICATIONS SERVICE AGREEME...	0.00	0.00	5,365.76	11,589.89	11,589.89	-11,589.89
100-0500-512230	PRINTING	0.00	0.00	0.00	1,747.80	1,747.80	-1,747.80
100-0500-512240	RENTS & CONTRACTUALS	0.00	0.00	0.00	4,089.09	21,273.09	-21,273.09
100-0500-512241	RENTS & CONTRACTUALS - IT	0.00	0.00	0.00	1,241.76	1,241.76	-1,241.76
100-0500-513200	TRAVEL, TRAINING, MEETINGS	0.00	0.00	42.24	42.24	42.24	-42.24
100-0500-513210	MEMBERSHIP DUES, SUBSCR	0.00	0.00	0.00	975.00	975.00	-975.00
100-0500-513300	MOTOR VEHICLES - MAINTENANCE	0.00	0.00	0.00	937.27	937.27	-937.27
ExpType: 51 - Contractual and Maintenance Services Total:		0.00	0.00	5,408.00	20,623.05	65,807.05	-65,807.05
ExpType: 52 - Supplies, Materials and Small Equipment							
100-0500-521300	OFFICE SUPPLIES	0.00	0.00	640.44	2,894.25	2,894.25	-2,894.25
100-0500-522305	MOTOR VEHICLE FUEL	0.00	0.00	31.97	66.32	66.32	-66.32
100-0500-522308	OFFICE HARDWARE AND RELATED SOF...	0.00	0.00	0.00	0.00	5,264.07	-5,264.07
ExpType: 52 - Supplies, Materials and Small Equipment Total:		0.00	0.00	672.41	2,960.57	8,224.64	-8,224.64
Division: 0500 - Finance Total:		0.00	0.00	90,449.22	523,982.84	574,430.91	-574,430.91
Division: 0600 - Human Resources							
ExpType: 50 - Personnel Services							
100-0600-501100	SALARIES	0.00	0.00	50,271.90	266,844.09	266,844.09	-266,844.09
100-0600-501101	LONGEVITY	0.00	0.00	1,575.00	8,582.00	8,582.00	-8,582.00
100-0600-501102	OVERTIME	0.00	0.00	121.96	1,663.94	1,663.94	-1,663.94
100-0600-501106	VEHICLE ALLOWANCE	0.00	0.00	323.08	1,776.94	1,776.94	-1,776.94
100-0600-502100	TAXES	0.00	0.00	3,890.59	20,703.54	20,703.54	-20,703.54
100-0600-502101	RETIREMENT	0.00	0.00	7,728.75	40,648.15	40,648.15	-40,648.15
100-0600-502102	GROUP INSURANCE	0.00	0.00	10,248.04	50,249.75	50,249.75	-50,249.75
100-0600-502103	DISABILITY INSURANCE	0.00	0.00	135.97	719.69	719.69	-719.69
100-0600-502104	WORKERS COMPENSATION INS	0.00	0.00	1,021.00	1,933.00	1,933.00	-1,933.00
ExpType: 50 - Personnel Services Total:		0.00	0.00	75,316.29	393,121.10	393,121.10	-393,121.10
ExpType: 51 - Contractual and Maintenance Services							
100-0600-511200	PROFESSIONAL SERVICES	0.00	0.00	9,352.75	44,215.38	62,929.63	-62,929.63
100-0600-512210	COMMUNICATIONS SERVICE AGREEME...	0.00	0.00	165.45	1,859.69	1,859.69	-1,859.69
100-0600-512240	RENTS & CONTRACTUALS	0.00	0.00	805.53	5,163.12	5,163.12	-5,163.12
100-0600-512241	RENTS & CONTRACTUALS - IT	0.00	0.00	0.00	2,554.46	14,170.46	-14,170.46
100-0600-513200	TRAVEL, TRAINING, MEETINGS	0.00	0.00	205.00	5,207.26	5,207.26	-5,207.26
100-0600-513210	MEMBERSHIP DUES, SUBSCR	0.00	0.00	304.00	725.00	725.00	-725.00
100-0600-513290	OTHER	0.00	0.00	0.00	871.53	871.53	-871.53
ExpType: 51 - Contractual and Maintenance Services Total:		0.00	0.00	10,832.73	60,596.44	90,926.69	-90,926.69
ExpType: 52 - Supplies, Materials and Small Equipment							
100-0600-521300	OFFICE SUPPLIES	0.00	0.00	565.38	966.81	966.81	-966.81
100-0600-522205	MARKETING AND ADVERTISING	0.00	0.00	1,683.76	1,683.76	1,683.76	-1,683.76
100-0600-522300	WEARING APPAREL	0.00	0.00	0.00	409.90	409.90	-409.90
100-0600-522304	FOOD	0.00	0.00	444.72	1,815.44	1,815.44	-1,815.44
100-0600-522305	MOTOR VEHICLE FUEL	0.00	0.00	17.08	76.69	76.69	-76.69
100-0600-522390	OTHER SUPPLIES	0.00	0.00	0.00	58.12	58.12	-58.12
100-0600-523390	OTHER MATERIALS	0.00	0.00	361.70	15,387.73	17,974.73	-17,974.73
ExpType: 52 - Supplies, Materials and Small Equipment Total:		0.00	0.00	3,072.64	20,398.45	22,985.45	-22,985.45
Division: 0600 - Human Resources Total:		0.00	0.00	89,221.66	474,115.99	507,033.24	-507,033.24
Division: 0700 - Municipal Court							
ExpType: 50 - Personnel Services							
100-0700-501100	SALARIES	0.00	0.00	51,363.35	275,464.54	275,464.54	-275,464.54
100-0700-501101	LONGEVITY	0.00	0.00	1,372.00	7,427.00	7,427.00	-7,427.00

Unaudited Income Statement - Expenses

For Fiscal: 2022-2023 Period Ending: 02/28/2023

		Original Total Budget	Current Total Budget	MTD Activity	YTD Activity	YTD Activity + Encumbrances	Budget Remaining
100-0700-501102	OVERTIME	0.00	0.00	24.10	836.62	836.62	-836.62
100-0700-501106	VEHICLE ALLOWANCE	0.00	0.00	323.08	1,776.94	1,776.94	-1,776.94
100-0700-502100	TAXES	0.00	0.00	3,984.82	21,373.54	21,373.54	-21,373.54
100-0700-502101	RETIREMENT	0.00	0.00	6,860.28	37,033.11	37,033.11	-37,033.11
100-0700-502102	GROUP INSURANCE	0.00	0.00	9,168.42	48,145.96	48,145.96	-48,145.96
100-0700-502103	DISABILITY INSURANCE	0.00	0.00	120.69	655.72	655.72	-655.72
100-0700-502104	WORKERS COMPENSATION INS	0.00	0.00	1,532.00	3,730.00	3,730.00	-3,730.00
ExpType: 50 - Personnel Services Total:		0.00	0.00	74,748.74	396,443.43	396,443.43	-396,443.43
ExpType: 51 - Contractual and Maintenance Services							
100-0700-512210	COMMUNICATIONS SERVICE AGREEME...	0.00	0.00	40.70	937.76	937.76	-937.76
100-0700-512240	RENTS & CONTRACTUALS	0.00	0.00	0.00	1,950.03	19,662.03	-19,662.03
100-0700-512241	RENTS & CONTRACTUALS - IT	0.00	0.00	0.00	15,162.36	15,162.36	-15,162.36
100-0700-513200	TRAVEL, TRAINING, MEETINGS	0.00	0.00	0.00	1,723.55	1,723.55	-1,723.55
ExpType: 51 - Contractual and Maintenance Services Total:		0.00	0.00	40.70	19,773.70	37,485.70	-37,485.70
ExpType: 52 - Supplies, Materials and Small Equipment							
100-0700-521300	OFFICE SUPPLIES	0.00	0.00	367.92	1,725.91	1,725.91	-1,725.91
100-0700-522205	MARKETING AND ADVERTISING	0.00	0.00	0.00	1,192.84	1,192.84	-1,192.84
100-0700-522300	WEARING APPAREL	0.00	0.00	0.00	215.58	215.58	-215.58
100-0700-522304	FOOD	0.00	0.00	32.43	325.20	325.20	-325.20
100-0700-522316	MOTOR VEHICLES - SUPPLIES	0.00	0.00	0.00	30.00	30.00	-30.00
ExpType: 52 - Supplies, Materials and Small Equipment Total:		0.00	0.00	400.35	3,489.53	3,489.53	-3,489.53
ExpType: 60 - Capital Outlay							
100-0700-607500	OFFICE FURNITURE	0.00	0.00	0.00	0.00	-56,520.00	56,520.00
ExpType: 60 - Capital Outlay Total:		0.00	0.00	0.00	0.00	-56,520.00	56,520.00
Division: 0700 - Municipal Court Total:		0.00	0.00	75,189.79	419,706.66	380,898.66	-380,898.66
Division: 0800 - Engineering							
ExpType: 50 - Personnel Services							
100-0800-501100	SALARIES	0.00	0.00	63,695.13	325,021.81	325,021.81	-325,021.81
100-0800-501101	LONGEVITY	0.00	0.00	1,246.00	6,629.00	6,629.00	-6,629.00
100-0800-501102	OVERTIME	0.00	0.00	0.00	229.84	229.84	-229.84
100-0800-501106	VEHICLE ALLOWANCE	0.00	0.00	369.24	2,030.82	2,030.82	-2,030.82
100-0800-501110	PART-TIME WAGES	0.00	0.00	1,328.85	7,056.54	7,056.54	-7,056.54
100-0800-502100	TAXES	0.00	0.00	4,972.36	25,347.66	25,347.66	-25,347.66
100-0800-502101	RETIREMENT	0.00	0.00	9,849.29	50,075.91	50,075.91	-50,075.91
100-0800-502102	GROUP INSURANCE	0.00	0.00	8,574.70	42,866.28	42,866.28	-42,866.28
100-0800-502103	DISABILITY INSURANCE	0.00	0.00	169.80	866.70	866.70	-866.70
100-0800-502104	WORKERS COMPENSATION INS	0.00	0.00	1,240.00	5,855.00	5,855.00	-5,855.00
ExpType: 50 - Personnel Services Total:		0.00	0.00	91,445.37	465,979.56	465,979.56	-465,979.56
ExpType: 51 - Contractual and Maintenance Services							
100-0800-511200	PROFESSIONAL SERVICES	0.00	0.00	563.51	22,647.12	16,447.12	-16,447.12
100-0800-512210	COMMUNICATIONS SERVICE AGREEME...	0.00	0.00	247.12	2,545.59	2,545.59	-2,545.59
100-0800-512230	PRINTING	0.00	0.00	0.00	2,857.11	24,505.11	-24,505.11
100-0800-512241	RENTS & CONTRACTUALS - IT	0.00	0.00	0.00	900.00	900.00	-900.00
100-0800-513200	TRAVEL, TRAINING, MEETINGS	0.00	0.00	1,530.00	1,458.92	1,458.92	-1,458.92
100-0800-513210	MEMBERSHIP DUES, SUBSCR	0.00	0.00	100.52	1,470.04	1,470.04	-1,470.04
100-0800-513300	MOTOR VEHICLES - MAINTENANCE	0.00	0.00	47.79	408.74	408.74	-408.74
ExpType: 51 - Contractual and Maintenance Services Total:		0.00	0.00	2,488.94	32,287.52	47,735.52	-47,735.52
ExpType: 52 - Supplies, Materials and Small Equipment							
100-0800-521300	OFFICE SUPPLIES	0.00	0.00	130.79	697.04	697.04	-697.04
100-0800-522300	WEARING APPAREL	0.00	0.00	0.00	5,692.12	5,692.12	-5,692.12
100-0800-522301	TOOLS	0.00	0.00	0.00	758.99	758.99	-758.99
100-0800-522304	FOOD	0.00	0.00	0.00	344.08	344.08	-344.08
100-0800-522305	MOTOR VEHICLE FUEL	0.00	0.00	1,132.85	3,782.56	3,782.56	-3,782.56
100-0800-522308	OFFICE HARDWARE AND RELATED SOF...	0.00	0.00	0.00	9,990.00	14,749.00	-14,749.00
ExpType: 52 - Supplies, Materials and Small Equipment Total:		0.00	0.00	1,263.64	21,264.79	26,023.79	-26,023.79

Unaudited Income Statement - Expenses

For Fiscal: 2022-2023 Period Ending: 02/28/2023

		Original Total Budget	Current Total Budget	MTD Activity	YTD Activity	YTD Activity + Encumbrances	Budget Remaining
ExpType: 60 - Capital Outlay							
100-0800-605500	MACHINES & EQUIPMENT	0.00	0.00	0.00	14,424.91	14,424.91	-14,424.91
ExpType: 60 - Capital Outlay Total:		0.00	0.00	0.00	14,424.91	14,424.91	-14,424.91
Division: 0800 - Engineering Total:		0.00	0.00	95,197.95	533,956.78	554,163.78	-554,163.78
Division: 0900 - Planning & Zoning							
ExpType: 50 - Personnel Services							
100-0900-501100	SALARIES	0.00	0.00	38,006.06	210,885.03	210,885.03	-210,885.03
100-0900-501101	LONGEVITY	0.00	0.00	357.00	1,960.00	1,960.00	-1,960.00
100-0900-501102	OVERTIME	0.00	0.00	0.00	84.56	84.56	-84.56
100-0900-501106	VEHICLE ALLOWANCE	0.00	0.00	323.08	1,776.94	1,776.94	-1,776.94
100-0900-502100	TAXES	0.00	0.00	2,854.44	15,793.55	15,793.55	-15,793.55
100-0900-502101	RETIREMENT	0.00	0.00	5,717.80	31,528.70	31,528.70	-31,528.70
100-0900-502102	GROUP INSURANCE	0.00	0.00	5,928.70	31,606.35	31,606.35	-31,606.35
100-0900-502103	DISABILITY INSURANCE	0.00	0.00	100.57	558.18	558.18	-558.18
100-0900-502104	WORKERS COMPENSATION INS	0.00	0.00	730.00	1,229.00	1,229.00	-1,229.00
ExpType: 50 - Personnel Services Total:		0.00	0.00	54,017.65	295,422.31	295,422.31	-295,422.31
ExpType: 51 - Contractual and Maintenance Services							
100-0900-512210	COMMUNICATIONS SERVICE AGREEME...	0.00	0.00	1,020.03	7,923.97	7,923.97	-7,923.97
100-0900-512240	RENTS & CONTRACTUALS	0.00	0.00	1,261.68	7,159.68	16,135.68	-16,135.68
100-0900-513200	TRAVEL, TRAINING, MEETINGS	0.00	0.00	0.00	1,782.06	1,782.06	-1,782.06
100-0900-513210	MEMBERSHIP DUES, SUBSCR	0.00	0.00	0.00	568.91	568.91	-568.91
100-0900-513300	MOTOR VEHICLES - MAINTENANCE	0.00	0.00	410.00	789.00	789.00	-789.00
ExpType: 51 - Contractual and Maintenance Services Total:		0.00	0.00	2,691.71	18,223.62	27,199.62	-27,199.62
ExpType: 52 - Supplies, Materials and Small Equipment							
100-0900-521300	OFFICE SUPPLIES	0.00	0.00	199.35	2,078.17	2,078.17	-2,078.17
100-0900-522300	WEARING APPAREL	0.00	0.00	0.00	264.97	264.97	-264.97
100-0900-522303	RECREATION & EDUCATION	0.00	0.00	150.00	391.00	391.00	-391.00
100-0900-522305	MOTOR VEHICLE FUEL	0.00	0.00	66.44	261.09	261.09	-261.09
100-0900-522308	OFFICE HARDWARE AND RELATED SOF...	0.00	0.00	606.36	606.36	606.36	-606.36
100-0900-523301	OFFICE FURNITURE	0.00	0.00	636.32	636.32	636.32	-636.32
100-0900-523390	OTHER MATERIALS	0.00	0.00	0.00	240.00	240.00	-240.00
ExpType: 52 - Supplies, Materials and Small Equipment Total:		0.00	0.00	1,658.47	4,477.91	4,477.91	-4,477.91
Division: 0900 - Planning & Zoning Total:		0.00	0.00	58,367.83	318,123.84	327,099.84	-327,099.84
Division: 1000 - Information Technology							
ExpType: 50 - Personnel Services							
100-1000-501100	SALARIES	0.00	0.00	65,080.92	343,252.80	343,252.80	-343,252.80
100-1000-501101	LONGEVITY	0.00	0.00	1,092.00	5,726.00	5,726.00	-5,726.00
100-1000-501102	OVERTIME	0.00	0.00	0.00	282.08	282.08	-282.08
100-1000-501106	VEHICLE ALLOWANCE	0.00	0.00	323.08	1,776.94	1,776.94	-1,776.94
100-1000-502100	TAXES	0.00	0.00	5,014.53	26,381.41	26,381.41	-26,381.41
100-1000-502101	RETIREMENT	0.00	0.00	9,828.10	51,554.06	51,554.06	-51,554.06
100-1000-502102	GROUP INSURANCE	0.00	0.00	9,803.84	46,951.20	46,951.20	-46,951.20
100-1000-502103	DISABILITY INSURANCE	0.00	0.00	172.84	912.40	912.40	-912.40
100-1000-502104	WORKERS COMPENSATION INS	0.00	0.00	1,532.00	2,555.00	2,555.00	-2,555.00
ExpType: 50 - Personnel Services Total:		0.00	0.00	92,847.31	479,391.89	479,391.89	-479,391.89
ExpType: 51 - Contractual and Maintenance Services							
100-1000-512210	COMMUNICATIONS SERVICE AGREEME...	0.00	0.00	4,611.54	24,771.06	24,771.06	-24,771.06
100-1000-512240	RENTS & CONTRACTUALS	0.00	0.00	0.00	235.31	235.31	-235.31
100-1000-512241	RENTS & CONTRACTUALS - IT	0.00	0.00	1,509.82	50,796.33	82,236.33	-82,236.33
100-1000-513200	TRAVEL, TRAINING, MEETINGS	0.00	0.00	1,457.89	3,728.82	3,728.82	-3,728.82
100-1000-513300	MOTOR VEHICLES - MAINTENANCE	0.00	0.00	0.00	9.00	9.00	-9.00
100-1000-513301	OFFICE MAINTENANCE & CONTRACTUAL...	0.00	0.00	181,440.00	240,648.20	257,688.65	-257,688.65
ExpType: 51 - Contractual and Maintenance Services Total:		0.00	0.00	189,019.25	320,188.72	368,669.17	-368,669.17
ExpType: 52 - Supplies, Materials and Small Equipment							
100-1000-521300	OFFICE SUPPLIES	0.00	0.00	178.42	1,683.44	1,683.44	-1,683.44
100-1000-521301	OFFICE SUPPLIES - IT	0.00	0.00	2,878.97	5,548.47	5,548.47	-5,548.47
100-1000-522300	WEARING APPAREL	0.00	0.00	340.99	340.99	340.99	-340.99

Unaudited Income Statement - Expenses

For Fiscal: 2022-2023 Period Ending: 02/28/2023

		Original Total Budget	Current Total Budget	MTD Activity	YTD Activity	YTD Activity + Encumbrances	Budget Remaining
100-1000-522301	TOOLS	0.00	0.00	133.65	428.48	428.48	-428.48
100-1000-522305	MOTOR VEHICLE FUEL	0.00	0.00	0.00	51.38	51.38	-51.38
100-1000-522308	OFFICE HARDWARE AND RELATED SOF...	0.00	0.00	34,575.36	43,980.94	43,980.94	-43,980.94
ExpType: 52 - Supplies, Materials and Small Equipment Total:		0.00	0.00	38,107.39	52,033.70	52,033.70	-52,033.70
ExpType: 60 - Capital Outlay							
100-1000-605590	OTHER CAPITAL OUTLAY	0.00	0.00	0.00	38,478.24	0.00	0.00
ExpType: 60 - Capital Outlay Total:		0.00	0.00	0.00	38,478.24	0.00	0.00
Division: 1000 - Information Technology Total:		0.00	0.00	319,973.95	890,092.55	900,094.76	-900,094.76
Division: 1100 - Communications and Media							
ExpType: 50 - Personnel Services							
100-1100-501100	SALARIES	0.00	0.00	34,811.36	219,171.39	219,171.39	-219,171.39
100-1100-501101	LONGEVITY	0.00	0.00	630.00	3,479.00	3,479.00	-3,479.00
100-1100-501102	OVERTIME	0.00	0.00	725.45	5,909.43	5,909.43	-5,909.43
100-1100-501106	VEHICLE ALLOWANCE	0.00	0.00	323.08	1,453.86	1,453.86	-1,453.86
100-1100-502100	TAXES	0.00	0.00	2,731.69	17,233.94	17,233.94	-17,233.94
100-1100-502101	RETIREMENT	0.00	0.00	5,393.18	33,770.10	33,770.10	-33,770.10
100-1100-502102	GROUP INSURANCE	0.00	0.00	4,773.59	26,249.95	26,249.95	-26,249.95
100-1100-502103	DISABILITY INSURANCE	0.00	0.00	94.87	598.03	598.03	-598.03
100-1100-502104	WORKERS COMPENSATION INS	0.00	0.00	730.00	1,268.00	1,268.00	-1,268.00
ExpType: 50 - Personnel Services Total:		0.00	0.00	50,213.22	309,133.70	309,133.70	-309,133.70
ExpType: 51 - Contractual and Maintenance Services							
100-1100-511200	PROFESSIONAL SERVICES	0.00	0.00	200.00	6,250.00	6,250.00	-6,250.00
100-1100-511201	PROFESSIONAL SERVICES -IT	0.00	0.00	981.00	17,356.69	17,356.69	-17,356.69
100-1100-512210	COMMUNICATIONS SERVICE AGREEME...	0.00	0.00	30.42	2,023.52	2,023.52	-2,023.52
100-1100-513200	TRAVEL, TRAINING, MEETINGS	0.00	0.00	190.00	1,090.00	1,090.00	-1,090.00
100-1100-513300	MOTOR VEHICLES - MAINTENANCE	0.00	0.00	0.00	201.82	201.82	-201.82
ExpType: 51 - Contractual and Maintenance Services Total:		0.00	0.00	1,401.42	26,922.03	26,922.03	-26,922.03
ExpType: 52 - Supplies, Materials and Small Equipment							
100-1100-521300	OFFICE SUPPLIES	0.00	0.00	214.32	783.52	783.52	-783.52
100-1100-522205	MARKETING AND ADVERTISING	0.00	0.00	1,899.24	3,822.36	3,822.36	-3,822.36
100-1100-522300	WEARING APPAREL	0.00	0.00	0.00	474.36	474.36	-474.36
100-1100-522304	FOOD	0.00	0.00	68.90	206.48	206.48	-206.48
100-1100-522305	MOTOR VEHICLE FUEL	0.00	0.00	53.10	231.37	231.37	-231.37
ExpType: 52 - Supplies, Materials and Small Equipment Total:		0.00	0.00	2,235.56	5,518.09	5,518.09	-5,518.09
Division: 1100 - Communications and Media Total:		0.00	0.00	53,850.20	341,573.82	341,573.82	-341,573.82
Division: 1600 - City Hall							
ExpType: 51 - Contractual and Maintenance Services							
100-1600-511200	PROFESSIONAL SERVICES	0.00	0.00	419.63	1,139.34	1,139.34	-1,139.34
100-1600-512210	COMMUNICATIONS SERVICE AGREEME...	0.00	0.00	7,477.18	16,229.89	16,229.89	-16,229.89
100-1600-512240	RENTS & CONTRACTUALS	0.00	0.00	5,363.20	22,804.31	84,349.56	-84,349.56
100-1600-512241	RENTS & CONTRACTUALS - IT	0.00	0.00	0.00	2,988.00	2,988.00	-2,988.00
ExpType: 51 - Contractual and Maintenance Services Total:		0.00	0.00	13,260.01	43,161.54	104,706.79	-104,706.79
ExpType: 52 - Supplies, Materials and Small Equipment							
100-1600-521300	OFFICE SUPPLIES	0.00	0.00	325.89	828.69	3,332.04	-3,332.04
100-1600-522304	FOOD	0.00	0.00	0.00	78.96	78.96	-78.96
100-1600-522305	MOTOR VEHICLE FUEL	0.00	0.00	24.74	105.05	105.05	-105.05
ExpType: 52 - Supplies, Materials and Small Equipment Total:		0.00	0.00	350.63	1,012.70	3,516.05	-3,516.05
Division: 1600 - City Hall Total:		0.00	0.00	13,610.64	44,174.24	108,222.84	-108,222.84
Division: 2000 - Police							
ExpType: 50 - Personnel Services							
100-2000-501100	SALARIES	0.00	0.00	1,224,071.44	6,296,408.03	6,296,408.03	-6,296,408.03
100-2000-501101	LONGEVITY	0.00	0.00	12,866.54	70,756.98	70,756.98	-70,756.98
100-2000-501102	OVERTIME	0.00	0.00	75,567.11	466,209.91	466,209.91	-466,209.91
100-2000-501103	SENIORITY PAY	0.00	0.00	63,768.44	354,995.74	354,995.74	-354,995.74
100-2000-501104	CERTIFICATION PAY	0.00	0.00	20,653.12	112,030.89	112,030.89	-112,030.89
100-2000-501105	ASSIGNMENT PAY	0.00	0.00	16,518.40	90,641.60	90,641.60	-90,641.60

Unaudited Income Statement - Expenses

For Fiscal: 2022-2023 Period Ending: 02/28/2023

		Original Total Budget	Current Total Budget	MTD Activity	YTD Activity	YTD Activity + Encumbrances	Budget Remaining
100-2000-502100	TAXES	0.00	0.00	105,422.93	550,002.46	550,002.46	-550,002.46
100-2000-502101	RETIREMENT	0.00	0.00	208,981.04	1,083,214.14	1,083,214.14	-1,083,214.14
100-2000-502102	GROUP INSURANCE	0.00	0.00	171,309.21	853,517.33	853,517.33	-853,517.33
100-2000-502103	DISABILITY INSURANCE	0.00	0.00	3,670.23	19,211.04	19,211.04	-19,211.04
100-2000-502104	WORKERS COMPENSATION INS	0.00	0.00	19,712.00	343,699.00	343,699.00	-343,699.00
ExpType: 50 - Personnel Services Total:		0.00	0.00	1,922,540.46	10,240,687.12	10,240,687.12	-10,240,687.12
ExpType: 51 - Contractual and Maintenance Services							
100-2000-511200	PROFESSIONAL SERVICES	0.00	0.00	953.72	7,940.12	7,940.12	-7,940.12
100-2000-512210	COMMUNICATIONS SERVICE AGREEME...	0.00	0.00	20,541.22	101,564.41	117,216.41	-117,216.41
100-2000-512230	PRINTING	0.00	0.00	73.11	2,930.21	2,930.21	-2,930.21
100-2000-512240	RENTS & CONTRACTUALS	0.00	0.00	91,662.35	322,703.58	373,073.47	-373,073.47
100-2000-513200	TRAVEL, TRAINING, MEETINGS	0.00	0.00	28,729.78	95,772.24	95,772.24	-95,772.24
100-2000-513210	MEMBERSHIP DUES, SUBSCR	0.00	0.00	190.00	1,831.40	1,831.40	-1,831.40
100-2000-513300	MOTOR VEHICLES - MAINTENANCE	0.00	0.00	27,103.75	48,061.08	77,025.53	-77,025.53
100-2000-513302	MACHINES & EQUIPMENT	0.00	0.00	14,696.00	25,092.04	168,160.97	-168,160.97
100-2000-513306	BUILDINGS & STRUCTURES	0.00	0.00	791.31	1,943.66	1,943.66	-1,943.66
ExpType: 51 - Contractual and Maintenance Services Total:		0.00	0.00	184,741.24	607,838.74	845,894.01	-845,894.01
ExpType: 52 - Supplies, Materials and Small Equipment							
100-2000-521300	OFFICE SUPPLIES	0.00	0.00	2,667.38	19,632.18	21,763.30	-21,763.30
100-2000-522300	WEARING APPAREL	0.00	0.00	19,288.99	55,849.15	216,562.08	-216,562.08
100-2000-522304	FOOD	0.00	0.00	1,257.32	5,707.96	5,707.96	-5,707.96
100-2000-522305	MOTOR VEHICLE FUEL	0.00	0.00	31,418.83	131,252.89	398,278.99	-398,278.99
100-2000-522307	CHEMICALS-MEDICAL & LAB	0.00	0.00	4,236.44	6,844.76	7,584.60	-7,584.60
100-2000-522316	MOTOR VEHICLES - SUPPLIES	0.00	0.00	5,038.95	16,586.48	73,784.93	-73,784.93
100-2000-522390	OTHER SUPPLIES	0.00	0.00	305.98	822.36	1,591.34	-1,591.34
100-2000-523390	OTHER MATERIALS	0.00	0.00	9,137.17	39,329.13	66,290.10	-66,290.10
ExpType: 52 - Supplies, Materials and Small Equipment Total:		0.00	0.00	73,351.06	276,024.91	791,563.30	-791,563.30
ExpType: 60 - Capital Outlay							
100-2000-605590	OTHER CAPITAL OUTLAY	0.00	0.00	0.00	2,499.00	0.00	0.00
100-2000-606500	MOTOR VEHICLES	0.00	0.00	165,324.00	297,714.72	0.00	0.00
ExpType: 60 - Capital Outlay Total:		0.00	0.00	165,324.00	300,213.72	0.00	0.00
Division: 2000 - Police Total:		0.00	0.00	2,345,956.76	11,424,764.49	11,878,144.43	-11,878,144.43
Division: 2500 - Fire							
ExpType: 50 - Personnel Services							
100-2500-501100	SALARIES	0.00	0.00	320,704.81	1,810,791.98	1,810,791.98	-1,810,791.98
100-2500-501101	LONGEVITY	0.00	0.00	3,184.00	17,178.40	17,178.40	-17,178.40
100-2500-501102	OVERTIME	0.00	0.00	38,324.66	241,013.64	241,013.64	-241,013.64
100-2500-501103	SENIORITY PAY	0.00	0.00	19,268.84	100,036.48	100,036.48	-100,036.48
100-2500-501104	CERTIFICATION PAY	0.00	0.00	18,776.02	102,921.96	102,921.96	-102,921.96
100-2500-502100	TAXES	0.00	0.00	29,599.34	168,210.72	168,210.72	-168,210.72
100-2500-502101	RETIREMENT	0.00	0.00	59,158.20	335,035.29	335,035.29	-335,035.29
100-2500-502102	GROUP INSURANCE	0.00	0.00	48,398.72	238,972.73	238,972.73	-238,972.73
100-2500-502103	DISABILITY INSURANCE	0.00	0.00	1,040.68	5,932.45	5,932.45	-5,932.45
100-2500-502104	WORKERS COMPENSATION INS	0.00	0.00	5,909.00	125,613.00	125,613.00	-125,613.00
ExpType: 50 - Personnel Services Total:		0.00	0.00	544,364.27	3,145,706.65	3,145,706.65	-3,145,706.65
ExpType: 51 - Contractual and Maintenance Services							
100-2500-511200	PROFESSIONAL SERVICES	0.00	0.00	11,750.50	12,420.50	23,256.00	-23,256.00
100-2500-512210	COMMUNICATIONS SERVICE AGREEME...	0.00	0.00	7,132.32	42,613.56	43,341.56	-43,341.56
100-2500-512220	UTILITIES	0.00	0.00	2,860.92	8,836.99	8,836.99	-8,836.99
100-2500-512230	PRINTING	0.00	0.00	0.00	2,909.00	2,909.00	-2,909.00
100-2500-512240	RENTS & CONTRACTUALS	0.00	0.00	1,037.50	16,704.92	32,093.43	-32,093.43
100-2500-512241	RENTS & CONTRACTUALS - IT	0.00	0.00	0.00	336.63	336.63	-336.63
100-2500-513200	TRAVEL, TRAINING, MEETINGS	0.00	0.00	10,909.15	23,522.07	23,522.07	-23,522.07
100-2500-513210	MEMBERSHIP DUES, SUBSCR	0.00	0.00	12,358.70	18,598.78	18,598.78	-18,598.78
100-2500-513300	MOTOR VEHICLES - MAINTENANCE	0.00	0.00	6,609.69	30,130.39	30,130.39	-30,130.39
100-2500-513301	OFFICE MAINTENANCE & CONTRACTUAL..	0.00	0.00	1,050.15	1,050.15	1,050.15	-1,050.15
100-2500-513302	MACHINES & EQUIPMENT	0.00	0.00	0.00	1,266.86	1,266.86	-1,266.86

Unaudited Income Statement - Expenses

For Fiscal: 2022-2023 Period Ending: 02/28/2023

		Original Total Budget	Current Total Budget	MTD Activity	YTD Activity	YTD Activity + Encumbrances	Budget Remaining
100-2500-513306	BUILDINGS & STRUCTURES	0.00	0.00	11,651.80	29,293.53	27,039.73	-27,039.73
100-2500-513309	BREATHING AIR SYSTEM MAINT	0.00	0.00	0.00	502.32	502.32	-502.32
ExpType: 51 - Contractual and Maintenance Services Total:		0.00	0.00	65,360.73	188,185.70	212,883.91	-212,883.91
ExpType: 52 - Supplies, Materials and Small Equipment							
100-2500-521300	OFFICE SUPPLIES	0.00	0.00	1,555.44	3,685.68	3,685.68	-3,685.68
100-2500-522300	WEARING APPAREL	0.00	0.00	3,814.35	25,699.00	117,851.10	-117,851.10
100-2500-522301	TOOLS	0.00	0.00	1,349.00	4,695.56	4,695.56	-4,695.56
100-2500-522303	RECREATION & EDUCATION	0.00	0.00	674.99	2,515.52	2,515.52	-2,515.52
100-2500-522304	FOOD	0.00	0.00	1,155.36	4,725.92	4,725.92	-4,725.92
100-2500-522305	MOTOR VEHICLE FUEL	0.00	0.00	9,648.83	41,889.13	41,889.13	-41,889.13
100-2500-522306	JANITORIAL	0.00	0.00	1,049.75	4,109.72	13,737.72	-13,737.72
100-2500-522307	CHEMICALS-MEDICAL & LAB	0.00	0.00	1,669.96	6,476.23	10,428.08	-10,428.08
100-2500-522312	BUILDING	0.00	0.00	1,345.46	6,026.09	6,026.09	-6,026.09
100-2500-522316	MOTOR VEHICLES - SUPPLIES	0.00	0.00	11,743.10	38,172.52	38,172.52	-38,172.52
100-2500-523302	MACHINES & EQUIPMENT	0.00	0.00	0.00	312.27	46,617.52	-46,617.52
ExpType: 52 - Supplies, Materials and Small Equipment Total:		0.00	0.00	34,006.24	138,307.64	290,344.84	-290,344.84
ExpType: 60 - Capital Outlay							
100-2500-603500	BUILDING AND STRUCTURES	0.00	0.00	0.00	3,200.00	0.00	0.00
100-2500-605500	MACHINES & EQUIPMENT	0.00	0.00	0.00	37,520.96	110,550.00	-110,550.00
100-2500-606500	MOTOR VEHICLES	0.00	0.00	0.00	59,950.25	59,950.25	-59,950.25
ExpType: 60 - Capital Outlay Total:		0.00	0.00	0.00	100,671.21	170,500.25	-170,500.25
Division: 2500 - Fire Total:		0.00	0.00	643,731.24	3,572,871.20	3,819,435.65	-3,819,435.65
Division: 2501 - Fire Prevention							
ExpType: 50 - Personnel Services							
100-2501-501100	SALARIES	0.00	0.00	44,019.44	241,243.41	241,243.41	-241,243.41
100-2501-501101	LONGEVITY	0.00	0.00	846.80	4,558.20	4,558.20	-4,558.20
100-2501-501102	OVERTIME	0.00	0.00	2,535.47	25,563.81	25,563.81	-25,563.81
100-2501-501103	SENIORITY PAY	0.00	0.00	5,769.16	31,384.18	31,384.18	-31,384.18
100-2501-501104	CERTIFICATION PAY	0.00	0.00	4,007.45	21,902.51	21,902.51	-21,902.51
100-2501-502100	TAXES	0.00	0.00	4,180.72	23,845.05	23,845.05	-23,845.05
100-2501-502101	RETIREMENT	0.00	0.00	8,450.95	47,668.16	47,668.16	-47,668.16
100-2501-502102	GROUP INSURANCE	0.00	0.00	6,634.78	33,166.68	33,166.68	-33,166.68
100-2501-502103	DISABILITY INSURANCE	0.00	0.00	148.64	844.07	844.07	-844.07
100-2501-502104	WORKERS COMPENSATION INS	0.00	0.00	3,502.00	17,712.00	17,712.00	-17,712.00
ExpType: 50 - Personnel Services Total:		0.00	0.00	80,095.41	447,888.07	447,888.07	-447,888.07
ExpType: 51 - Contractual and Maintenance Services							
100-2501-512210	COMMUNICATIONS SERVICE AGREEME...	0.00	0.00	1,445.51	6,423.05	7,060.05	-7,060.05
100-2501-513200	TRAVEL, TRAINING, MEETINGS	0.00	0.00	600.00	4,352.14	4,352.14	-4,352.14
100-2501-513210	MEMBERSHIP DUES, SUBSCR	0.00	0.00	287.17	537.12	537.12	-537.12
100-2501-513300	MOTOR VEHICLES - MAINTENANCE	0.00	0.00	3,257.23	5,531.54	5,531.54	-5,531.54
ExpType: 51 - Contractual and Maintenance Services Total:		0.00	0.00	5,589.91	16,843.85	17,480.85	-17,480.85
ExpType: 52 - Supplies, Materials and Small Equipment							
100-2501-521300	OFFICE SUPPLIES	0.00	0.00	2,623.71	4,422.95	4,422.95	-4,422.95
100-2501-522300	WEARING APPAREL	0.00	0.00	419.44	844.44	844.44	-844.44
100-2501-522301	TOOLS	0.00	0.00	35.98	2,511.67	2,511.67	-2,511.67
100-2501-522303	RECREATION & EDUCATION	0.00	0.00	114.28	11,438.00	11,438.00	-11,438.00
100-2501-522305	MOTOR VEHICLE FUEL	0.00	0.00	1,288.76	5,828.81	5,828.81	-5,828.81
100-2501-522312	BUILDING	0.00	0.00	0.00	89.66	89.66	-89.66
100-2501-522316	MOTOR VEHICLES - SUPPLIES	0.00	0.00	0.00	3,946.00	3,946.00	-3,946.00
ExpType: 52 - Supplies, Materials and Small Equipment Total:		0.00	0.00	4,482.17	29,081.53	29,081.53	-29,081.53
Division: 2501 - Fire Prevention Total:		0.00	0.00	90,167.49	493,813.45	494,450.45	-494,450.45
Division: 3000 - Public Works Administration							
ExpType: 50 - Personnel Services							
100-3000-501100	SALARIES	0.00	0.00	24,884.55	136,499.90	136,499.90	-136,499.90
100-3000-501101	LONGEVITY	0.00	0.00	812.00	4,438.00	4,438.00	-4,438.00
100-3000-501102	OVERTIME	0.00	0.00	160.56	923.58	923.58	-923.58
100-3000-501106	VEHICLE ALLOWANCE	0.00	0.00	323.08	1,776.94	1,776.94	-1,776.94

Unaudited Income Statement - Expenses

For Fiscal: 2022-2023 Period Ending: 02/28/2023

		Original Total Budget	Current Total Budget	MTD Activity	YTD Activity	YTD Activity + Encumbrances	Budget Remaining
100-3000-502100	TAXES	0.00	0.00	1,992.87	10,895.95	10,895.95	-10,895.95
100-3000-502101	RETIREMENT	0.00	0.00	3,884.52	21,169.47	21,169.47	-21,169.47
100-3000-502102	GROUP INSURANCE	0.00	0.00	3,146.64	15,729.59	15,729.59	-15,729.59
100-3000-502103	DISABILITY INSURANCE	0.00	0.00	68.33	374.82	374.82	-374.82
100-3000-502104	WORKERS COMPENSATION INS	0.00	0.00	438.00	2,596.00	2,596.00	-2,596.00
ExpType: 50 - Personnel Services Total:		0.00	0.00	35,710.55	194,404.25	194,404.25	-194,404.25
ExpType: 51 - Contractual and Maintenance Services							
100-3000-512210	COMMUNICATIONS SERVICE AGREEME...	0.00	0.00	274.48	2,239.02	2,239.02	-2,239.02
100-3000-512230	PRINTING	0.00	0.00	0.00	28.50	28.50	-28.50
100-3000-512240	RENTS & CONTRACTUALS	0.00	0.00	0.00	29,567.77	29,567.77	-29,567.77
100-3000-513210	MEMBERSHIP DUES, SUBSCR	0.00	0.00	0.00	327.00	327.00	-327.00
100-3000-513300	MOTOR VEHICLES - MAINTENANCE	0.00	0.00	0.00	1,475.00	1,475.00	-1,475.00
ExpType: 51 - Contractual and Maintenance Services Total:		0.00	0.00	274.48	33,637.29	33,637.29	-33,637.29
ExpType: 52 - Supplies, Materials and Small Equipment							
100-3000-521300	OFFICE SUPPLIES	0.00	0.00	143.24	423.12	423.12	-423.12
100-3000-522205	MARKETING AND ADVERTISING	0.00	0.00	0.00	1,657.32	1,657.32	-1,657.32
100-3000-522300	WEARING APPAREL	0.00	0.00	0.00	105.00	105.00	-105.00
100-3000-522301	TOOLS	0.00	0.00	0.00	688.44	688.44	-688.44
100-3000-522304	FOOD	0.00	0.00	0.00	31.96	31.96	-31.96
100-3000-522305	MOTOR VEHICLE FUEL	0.00	0.00	488.17	1,728.79	1,728.79	-1,728.79
100-3000-523302	MACHINES & EQUIPMENT	0.00	0.00	0.00	67,949.35	67,949.35	-67,949.35
ExpType: 52 - Supplies, Materials and Small Equipment Total:		0.00	0.00	631.41	72,583.98	72,583.98	-72,583.98
Division: 3000 - Public Works Administration Total:		0.00	0.00	36,616.44	300,625.52	300,625.52	-300,625.52
Division: 3001 - Streets							
ExpType: 50 - Personnel Services							
100-3001-501100	SALARIES	0.00	0.00	110,467.26	602,369.76	602,369.76	-602,369.76
100-3001-501101	LONGEVITY	0.00	0.00	2,268.00	12,019.00	12,019.00	-12,019.00
100-3001-501102	OVERTIME	0.00	0.00	5,946.36	50,513.63	50,513.63	-50,513.63
100-3001-502100	TAXES	0.00	0.00	8,980.88	50,143.85	50,143.85	-50,143.85
100-3001-502101	RETIREMENT	0.00	0.00	17,572.62	97,773.33	97,773.33	-97,773.33
100-3001-502102	GROUP INSURANCE	0.00	0.00	24,350.69	123,308.40	123,308.40	-123,308.40
100-3001-502103	DISABILITY INSURANCE	0.00	0.00	309.15	1,731.29	1,731.29	-1,731.29
100-3001-502104	WORKERS COMPENSATION INS	0.00	0.00	3,866.00	39,187.00	39,187.00	-39,187.00
ExpType: 50 - Personnel Services Total:		0.00	0.00	173,760.96	977,046.26	977,046.26	-977,046.26
ExpType: 51 - Contractual and Maintenance Services							
100-3001-512210	COMMUNICATIONS SERVICE AGREEME...	0.00	0.00	-247.40	3,216.02	3,216.02	-3,216.02
100-3001-512220	UTILITIES	0.00	0.00	90,010.26	364,170.01	364,170.01	-364,170.01
100-3001-512230	PRINTING	0.00	0.00	3,894.38	18,025.40	18,025.40	-18,025.40
100-3001-512240	RENTS & CONTRACTUALS	0.00	0.00	0.00	53,403.03	62,949.53	-62,949.53
100-3001-513210	MEMBERSHIP DUES, SUBSCR	0.00	0.00	0.00	109.00	109.00	-109.00
100-3001-513300	MOTOR VEHICLES - MAINTENANCE	0.00	0.00	15,180.12	46,813.12	50,347.41	-50,347.41
100-3001-513302	MACHINES & EQUIPMENT	0.00	0.00	5,522.27	11,465.14	35,351.69	-35,351.69
100-3001-513303	SIGNS & SIGNAL EQUIPMENT	0.00	0.00	231.25	65,991.84	92,352.84	-92,352.84
100-3001-513309	OTHER	0.00	0.00	0.00	791.05	791.05	-791.05
ExpType: 51 - Contractual and Maintenance Services Total:		0.00	0.00	114,590.88	563,984.61	627,312.95	-627,312.95
ExpType: 52 - Supplies, Materials and Small Equipment							
100-3001-521300	OFFICE SUPPLIES	0.00	0.00	176.07	529.15	529.15	-529.15
100-3001-522300	WEARING APPAREL	0.00	0.00	184.00	9,105.90	21,261.84	-21,261.84
100-3001-522301	TOOLS	0.00	0.00	0.00	934.86	934.86	-934.86
100-3001-522304	FOOD	0.00	0.00	0.00	452.44	452.44	-452.44
100-3001-522305	MOTOR VEHICLE FUEL	0.00	0.00	12,336.31	53,779.51	53,779.51	-53,779.51
100-3001-522307	CHEMICALS-MEDICAL & LAB	0.00	0.00	211.44	432.31	432.31	-432.31
100-3001-522313	TRAFFIC CONTROLS	0.00	0.00	7,560.00	0.00	0.00	0.00
100-3001-522314	DRAINAGE FACILITIES	0.00	0.00	5,484.21	20,894.82	20,894.82	-20,894.82
100-3001-522315	STREETS AND ALLEYS	0.00	0.00	1,417.09	50,926.84	70,136.25	-70,136.25
100-3001-522316	MOTOR VEHICLES - SUPPLIES	0.00	0.00	13,207.27	39,099.36	40,908.36	-40,908.36

Unaudited Income Statement - Expenses
For Fiscal: 2022-2023 Period Ending: 02/28/2023

		Original Total Budget	Current Total Budget	MTD Activity	YTD Activity	YTD Activity + Encumbrances	Budget Remaining
100-3001-523302	MACHINES & EQUIPMENT	0.00	0.00	47.50	3,305.50	3,305.50	-3,305.50
ExpType: 52 - Supplies, Materials and Small Equipment Total:		0.00	0.00	40,623.89	179,460.69	212,635.04	-212,635.04
ExpType: 60 - Capital Outlay							
100-3001-605500	MACHINES & EQUIPMENT	0.00	0.00	0.00	165,503.00	0.00	0.00
ExpType: 60 - Capital Outlay Total:		0.00	0.00	0.00	165,503.00	0.00	0.00
Division: 3001 - Streets Total:		0.00	0.00	328,975.73	1,885,994.56	1,816,994.25	-1,816,994.25
Division: 3002 - ROW							
ExpType: 50 - Personnel Services							
100-3002-501100	SALARIES	0.00	0.00	79,929.05	395,955.44	395,955.44	-395,955.44
100-3002-501101	LONGEVITY	0.00	0.00	2,933.00	15,820.00	15,820.00	-15,820.00
100-3002-501102	OVERTIME	0.00	0.00	1,833.72	6,932.49	6,932.49	-6,932.49
100-3002-502100	TAXES	0.00	0.00	6,386.16	31,418.06	31,418.06	-31,418.06
100-3002-502101	RETIREMENT	0.00	0.00	12,542.89	59,405.25	59,405.25	-59,405.25
100-3002-502102	GROUP INSURANCE	0.00	0.00	19,151.49	86,103.50	86,103.50	-86,103.50
100-3002-502103	DISABILITY INSURANCE	0.00	0.00	220.66	1,079.50	1,079.50	-1,079.50
100-3002-502104	WORKERS COMPENSATION INS	0.00	0.00	3,064.00	17,161.00	17,161.00	-17,161.00
ExpType: 50 - Personnel Services Total:		0.00	0.00	126,060.97	613,875.24	613,875.24	-613,875.24
ExpType: 51 - Contractual and Maintenance Services							
100-3002-512210	COMMUNICATIONS SERVICE AGREEME...	0.00	0.00	138.13	1,234.55	1,234.55	-1,234.55
100-3002-512240	RENTS & CONTRACTUALS	0.00	0.00	17.79	1,923.54	7,275.54	-7,275.54
100-3002-513200	TRAVEL, TRAINING, MEETINGS	0.00	0.00	0.00	968.30	968.30	-968.30
100-3002-513210	MEMBERSHIP DUES, SUBSCR	0.00	0.00	0.00	1,458.00	1,458.00	-1,458.00
100-3002-513300	MOTOR VEHICLES - MAINTENANCE	0.00	0.00	51.50	8,492.40	8,492.40	-8,492.40
100-3002-513302	MACHINES & EQUIPMENT	0.00	0.00	2,028.15	43,358.04	43,358.04	-43,358.04
100-3002-513306	BUILDINGS & STRUCTURES	0.00	0.00	0.00	1,397.95	1,397.95	-1,397.95
100-3002-513309	OTHER	0.00	0.00	3,171.63	22,241.25	22,241.25	-22,241.25
ExpType: 51 - Contractual and Maintenance Services Total:		0.00	0.00	5,407.20	81,074.03	86,426.03	-86,426.03
ExpType: 52 - Supplies, Materials and Small Equipment							
100-3002-521300	OFFICE SUPPLIES	0.00	0.00	112.13	270.12	270.12	-270.12
100-3002-522300	WEARING APPAREL	0.00	0.00	496.94	6,359.64	13,934.76	-13,934.76
100-3002-522301	TOOLS	0.00	0.00	1,018.92	10,212.37	10,212.37	-10,212.37
100-3002-522302	BOTANICAL & AGRICULTURAL	0.00	0.00	0.00	2,505.10	2,505.10	-2,505.10
100-3002-522304	FOOD	0.00	0.00	0.00	397.86	397.86	-397.86
100-3002-522305	MOTOR VEHICLE FUEL	0.00	0.00	6,019.25	31,460.89	31,460.89	-31,460.89
100-3002-522306	JANITORIAL	0.00	0.00	0.00	277.90	277.90	-277.90
100-3002-522307	CHEMICALS-MEDICAL & LAB	0.00	0.00	0.00	469.85	469.85	-469.85
100-3002-522308	OFFICE HARDWARE AND RELATED SOF...	0.00	0.00	0.00	0.00	2,418.71	-2,418.71
100-3002-522316	MOTOR VEHICLES - SUPPLIES	0.00	0.00	2,278.40	12,369.52	12,369.52	-12,369.52
100-3002-523302	MACHINES & EQUIPMENT	0.00	0.00	4,640.33	24,217.86	24,217.86	-24,217.86
ExpType: 52 - Supplies, Materials and Small Equipment Total:		0.00	0.00	14,565.97	88,541.11	98,534.94	-98,534.94
ExpType: 60 - Capital Outlay							
100-3002-605500	MACHINES & EQUIPMENT	0.00	0.00	0.00	38,849.32	-26,259.00	26,259.00
ExpType: 60 - Capital Outlay Total:		0.00	0.00	0.00	38,849.32	-26,259.00	26,259.00
Division: 3002 - ROW Total:		0.00	0.00	146,034.14	822,339.70	772,577.21	-772,577.21
Division: 4000 - Parks							
ExpType: 50 - Personnel Services							
100-4000-501100	SALARIES	0.00	0.00	113,682.05	626,508.55	626,508.55	-626,508.55
100-4000-501101	LONGEVITY	0.00	0.00	4,935.00	26,761.00	26,761.00	-26,761.00
100-4000-501102	OVERTIME	0.00	0.00	3,005.26	10,357.28	10,357.28	-10,357.28
100-4000-501104	CERTIFICATION PAY	0.00	0.00	76.92	384.60	384.60	-384.60
100-4000-501106	VEHICLE ALLOWANCE	0.00	0.00	346.16	1,903.88	1,903.88	-1,903.88
100-4000-502100	TAXES	0.00	0.00	9,143.88	49,785.33	49,785.33	-49,785.33
100-4000-502101	RETIREMENT	0.00	0.00	18,059.89	97,900.10	97,900.10	-97,900.10
100-4000-502102	GROUP INSURANCE	0.00	0.00	32,941.68	165,354.07	165,354.07	-165,354.07
100-4000-502103	DISABILITY INSURANCE	0.00	0.00	317.73	1,733.44	1,733.44	-1,733.44

Unaudited Income Statement - Expenses

For Fiscal: 2022-2023 Period Ending: 02/28/2023

		Original Total Budget	Current Total Budget	MTD Activity	YTD Activity	YTD Activity + Encumbrances	Budget Remaining
100-4000-502104	WORKERS COMPENSATION INS	0.00	0.00	5,107.00	26,024.00	26,024.00	-26,024.00
	ExpType: 50 - Personnel Services Total:	0.00	0.00	187,615.57	1,006,712.25	1,006,712.25	-1,006,712.25
	ExpType: 51 - Contractual and Maintenance Services						
100-4000-512210	COMMUNICATIONS SERVICE AGREEME...	0.00	0.00	135.69	1,838.59	1,838.59	-1,838.59
100-4000-512220	UTILITIES	0.00	0.00	1,583.34	16,143.58	16,143.58	-16,143.58
100-4000-512240	RENTS & CONTRACTUALS	0.00	0.00	480.00	4,427.31	23,075.31	-23,075.31
100-4000-513210	MEMBERSHIP DUES, SUBSCR	0.00	0.00	76.94	416.94	416.94	-416.94
100-4000-513300	MOTOR VEHICLES - MAINTENANCE	0.00	0.00	3,990.00	36,630.34	36,630.34	-36,630.34
100-4000-513302	MACHINES & EQUIPMENT	0.00	0.00	0.00	7,718.76	7,718.76	-7,718.76
100-4000-513303	SIGNS & SIGNAL EQUIPMENT	0.00	0.00	0.00	3,272.00	3,272.00	-3,272.00
	ExpType: 51 - Contractual and Maintenance Services Total:	0.00	0.00	6,265.97	70,447.52	89,095.52	-89,095.52
	ExpType: 52 - Supplies, Materials and Small Equipment						
100-4000-521300	OFFICE SUPPLIES	0.00	0.00	524.72	2,651.18	2,651.18	-2,651.18
100-4000-522205	MARKETING AND ADVERTISING	0.00	0.00	1,055.00	1,055.00	1,055.00	-1,055.00
100-4000-522300	WEARING APPAREL	0.00	0.00	1,727.18	18,002.13	32,137.33	-32,137.33
100-4000-522301	TOOLS	0.00	0.00	17,382.16	66,188.86	66,188.86	-66,188.86
100-4000-522302	BOTANICAL & AGRICULTURAL	0.00	0.00	0.00	559.86	559.86	-559.86
100-4000-522303	RECREATION & EDUCATION	0.00	0.00	0.00	3,116.18	637.02	-637.02
100-4000-522305	MOTOR VEHICLE FUEL	0.00	0.00	6,709.51	26,377.79	26,377.79	-26,377.79
100-4000-522306	JANITORIAL	0.00	0.00	3,782.23	9,098.30	9,098.30	-9,098.30
100-4000-522307	CHEMICALS-MEDICAL & LAB	0.00	0.00	1,210.96	28,669.31	28,669.31	-28,669.31
100-4000-522312	BUILDING	0.00	0.00	9,839.76	42,798.89	42,798.89	-42,798.89
100-4000-522315	STREETS AND ALLEYS	0.00	0.00	1,399.20	3,377.20	3,377.20	-3,377.20
100-4000-522316	MOTOR VEHICLES - SUPPLIES	0.00	0.00	4,618.99	25,850.62	25,850.62	-25,850.62
100-4000-522317	PARKS & PLAYGROUNDS	0.00	0.00	3,146.46	3,146.46	3,146.46	-3,146.46
100-4000-523302	MACHINES & EQUIPMENT	0.00	0.00	2,639.79	8,490.77	8,490.77	-8,490.77
	ExpType: 52 - Supplies, Materials and Small Equipment Total:	0.00	0.00	54,035.96	239,382.55	251,038.59	-251,038.59
	ExpType: 60 - Capital Outlay						
100-4000-604500	STREETS, ALLEYS, SIDEWALKS	0.00	0.00	0.00	675.00	675.00	-675.00
100-4000-606500	MOTOR VEHICLES	0.00	0.00	0.00	214,950.00	0.00	0.00
	ExpType: 60 - Capital Outlay Total:	0.00	0.00	0.00	215,625.00	675.00	-675.00
	Division: 4000 - Parks Total:	0.00	0.00	247,917.50	1,532,167.32	1,347,521.36	-1,347,521.36
	Division: 4002 - Recreation						
	ExpType: 50 - Personnel Services						
100-4002-501100	SALARIES	0.00	0.00	57,462.31	307,931.78	307,931.78	-307,931.78
100-4002-501101	LONGEVITY	0.00	0.00	1,232.00	6,573.00	6,573.00	-6,573.00
100-4002-501102	OVERTIME	0.00	0.00	792.84	1,115.63	1,115.63	-1,115.63
100-4002-501106	VEHICLE ALLOWANCE	0.00	0.00	323.08	1,776.94	1,776.94	-1,776.94
100-4002-501110	PART-TIME WAGES	0.00	0.00	56,290.90	277,297.06	277,297.06	-277,297.06
100-4002-502100	TAXES	0.00	0.00	8,792.25	44,996.77	44,996.77	-44,996.77
100-4002-502101	RETIREMENT	0.00	0.00	8,764.99	46,386.91	46,386.91	-46,386.91
100-4002-502102	GROUP INSURANCE	0.00	0.00	13,346.32	65,694.87	65,694.87	-65,694.87
100-4002-502103	DISABILITY INSURANCE	0.00	0.00	154.21	823.69	823.69	-823.69
100-4002-502104	WORKERS COMPENSATION INS	0.00	0.00	18,310.00	32,757.00	32,757.00	-32,757.00
	ExpType: 50 - Personnel Services Total:	0.00	0.00	165,468.90	785,353.65	785,353.65	-785,353.65
	ExpType: 51 - Contractual and Maintenance Services						
100-4002-511200	PROFESSIONAL SERVICES	0.00	0.00	780.00	780.00	780.00	-780.00
100-4002-512210	COMMUNICATIONS SERVICE AGREEME...	0.00	0.00	1,273.80	7,815.19	7,815.19	-7,815.19
100-4002-512220	UTILITIES	0.00	0.00	48,698.65	53,431.53	53,431.53	-53,431.53
100-4002-512230	PRINTING	0.00	0.00	1,319.49	2,532.34	2,532.34	-2,532.34
100-4002-512240	RENTS & CONTRACTUALS	0.00	0.00	7,460.00	13,175.68	36,791.68	-36,791.68
100-4002-513200	TRAVEL, TRAINING, MEETINGS	0.00	0.00	993.68	3,479.38	3,479.38	-3,479.38
100-4002-513210	MEMBERSHIP DUES, SUBSCR	0.00	0.00	569.88	569.88	569.88	-569.88
100-4002-513300	MOTOR VEHICLES - MAINTENANCE	0.00	0.00	0.00	1,718.69	1,718.69	-1,718.69
100-4002-513306	BUILDINGS & STRUCTURES	0.00	0.00	420.00	3,660.32	3,660.32	-3,660.32
100-4002-513307	SWIMMING POOLS MAINT	0.00	0.00	7,323.93	29,130.50	44,328.52	-44,328.52
	ExpType: 51 - Contractual and Maintenance Services Total:	0.00	0.00	68,839.43	116,293.51	155,107.53	-155,107.53

Unaudited Income Statement - Expenses

For Fiscal: 2022-2023 Period Ending: 02/28/2023

		Original Total Budget	Current Total Budget	MTD Activity	YTD Activity	YTD Activity + Encumbrances	Budget Remaining
ExpType: 52 - Supplies, Materials and Small Equipment							
100-4002-521300	OFFICE SUPPLIES	0.00	0.00	337.12	2,223.92	2,223.92	-2,223.92
100-4002-522205	MARKETING AND ADVERTISING	0.00	0.00	44,343.81	82,386.92	126,549.92	-126,549.92
100-4002-522300	WEARING APPAREL	0.00	0.00	0.00	1,750.23	1,750.23	-1,750.23
100-4002-522301	TOOLS	0.00	0.00	38.00	114.46	114.46	-114.46
100-4002-522303	RECREATION & EDUCATION	0.00	0.00	11,548.25	41,538.87	48,392.67	-48,392.67
100-4002-522305	MOTOR VEHICLE FUEL	0.00	0.00	566.20	2,638.52	2,638.52	-2,638.52
100-4002-522306	JANITORIAL	0.00	0.00	0.00	79.22	79.22	-79.22
100-4002-522307	CHEMICALS-MEDICAL & LAB	0.00	0.00	0.00	3,800.40	3,800.40	-3,800.40
100-4002-522316	MOTOR VEHICLES - SUPPLIES	0.00	0.00	60.95	60.95	60.95	-60.95
ExpType: 52 - Supplies, Materials and Small Equipment Total:		0.00	0.00	56,894.33	134,593.49	185,610.29	-185,610.29
ExpType: 60 - Capital Outlay							
100-4002-605590	OTHER CAPITAL OUTLAY	0.00	0.00	0.00	53,000.00	0.00	0.00
ExpType: 60 - Capital Outlay Total:		0.00	0.00	0.00	53,000.00	0.00	0.00
Division: 4002 - Recreation Total:		0.00	0.00	291,202.66	1,089,240.65	1,126,071.47	-1,126,071.47
Division: 4003 - World Birding Center							
ExpType: 50 - Personnel Services							
100-4003-501100	SALARIES	0.00	0.00	26,040.02	143,092.46	143,092.46	-143,092.46
100-4003-501101	LONGEVITY	0.00	0.00	343.00	1,694.00	1,694.00	-1,694.00
100-4003-501102	OVERTIME	0.00	0.00	0.00	99.31	99.31	-99.31
100-4003-501110	PART-TIME WAGES	0.00	0.00	3,555.24	21,289.32	21,289.32	-21,289.32
100-4003-502100	TAXES	0.00	0.00	2,267.29	12,537.17	12,537.17	-12,537.17
100-4003-502101	RETIREMENT	0.00	0.00	3,899.44	21,275.92	21,275.92	-21,275.92
100-4003-502102	GROUP INSURANCE	0.00	0.00	5,476.70	27,372.67	27,372.67	-27,372.67
100-4003-502103	DISABILITY INSURANCE	0.00	0.00	68.56	376.59	376.59	-376.59
100-4003-502104	WORKERS COMPENSATION INS	0.00	0.00	4,815.00	6,934.00	6,934.00	-6,934.00
ExpType: 50 - Personnel Services Total:		0.00	0.00	46,465.25	234,671.44	234,671.44	-234,671.44
ExpType: 51 - Contractual and Maintenance Services							
100-4003-512210	COMMUNICATIONS SERVICE AGREEME...	0.00	0.00	802.78	4,174.15	4,174.15	-4,174.15
100-4003-512220	UTILITIES	0.00	0.00	1,220.71	3,850.30	3,850.30	-3,850.30
100-4003-512240	RENTS & CONTRACTUALS	0.00	0.00	2,654.34	8,166.45	31,446.45	-31,446.45
100-4003-513200	TRAVEL, TRAINING, MEETINGS	0.00	0.00	125.00	1,010.00	1,010.00	-1,010.00
100-4003-513210	MEMBERSHIP DUES, SUBSCR	0.00	0.00	0.00	112.73	112.73	-112.73
100-4003-513300	MOTOR VEHICLES - MAINTENANCE	0.00	0.00	175.16	2,688.31	2,688.31	-2,688.31
100-4003-513301	OFFICE MAINTENANCE & CONTRACTUAL..	0.00	0.00	0.00	15.44	15.44	-15.44
100-4003-513302	MACHINES & EQUIPMENT	0.00	0.00	506.47	506.47	506.47	-506.47
ExpType: 51 - Contractual and Maintenance Services Total:		0.00	0.00	5,484.46	20,523.85	43,803.85	-43,803.85
ExpType: 52 - Supplies, Materials and Small Equipment							
100-4003-521300	OFFICE SUPPLIES	0.00	0.00	274.63	843.55	843.55	-843.55
100-4003-521301	OFFICE SUPPLIES - IT	0.00	0.00	204.97	284.94	284.94	-284.94
100-4003-522205	MARKETING AND ADVERTISING	0.00	0.00	64.74	4,228.00	4,528.00	-4,528.00
100-4003-522300	WEARING APPAREL	0.00	0.00	1,654.72	2,586.45	2,847.07	-2,847.07
100-4003-522301	TOOLS	0.00	0.00	549.36	908.16	908.16	-908.16
100-4003-522302	BOTANICAL & AGRICULTURAL	0.00	0.00	476.18	3,361.00	3,361.00	-3,361.00
100-4003-522303	RECREATION & EDUCATION	0.00	0.00	792.73	2,237.84	2,237.84	-2,237.84
100-4003-522304	FOOD	0.00	0.00	128.81	401.96	401.96	-401.96
100-4003-522305	MOTOR VEHICLE FUEL	0.00	0.00	95.91	2,149.11	2,149.11	-2,149.11
100-4003-522306	JANITORIAL	0.00	0.00	34.81	699.50	699.50	-699.50
100-4003-522312	BUILDING	0.00	0.00	1,950.00	3,578.00	3,578.00	-3,578.00
ExpType: 52 - Supplies, Materials and Small Equipment Total:		0.00	0.00	6,226.86	21,278.51	21,839.13	-21,839.13
ExpType: 55 - Non-Dept - Other							
100-4003-551421	PURCHASES FOR RESALE	0.00	0.00	1,465.54	4,842.00	5,579.00	-5,579.00
ExpType: 55 - Non-Dept - Other Total:		0.00	0.00	1,465.54	4,842.00	5,579.00	-5,579.00
ExpType: 60 - Capital Outlay							
100-4003-605500	MACHINES & EQUIPMENT	0.00	0.00	7,795.89	24,233.43	24,233.43	-24,233.43

Unaudited Income Statement - Expenses

For Fiscal: 2022-2023 Period Ending: 02/28/2023

		Original Total Budget	Current Total Budget	MTD Activity	YTD Activity	YTD Activity + Encumbrances	Budget Remaining
100-4003-607500	OFFICE FURNITURE	0.00	0.00	12,697.80	12,697.80	12,697.80	-12,697.80
	ExpType: 60 - Capital Outlay Total:	0.00	0.00	20,493.69	36,931.23	36,931.23	-36,931.23
	Division: 4003 - World Birding Center Total:	0.00	0.00	80,135.80	318,247.03	342,824.65	-342,824.65
Division: 4004 - Bldg Maint							
	ExpType: 50 - Personnel Services						
100-4004-501100	SALARIES	0.00	0.00	70,184.76	451,868.99	451,868.99	-451,868.99
100-4004-501101	LONGEVITY	0.00	0.00	3,724.00	23,926.00	23,926.00	-23,926.00
100-4004-501102	OVERTIME	0.00	0.00	3,154.12	26,015.83	26,015.83	-26,015.83
100-4004-501110	PART-TIME WAGES	0.00	0.00	948.48	5,068.09	5,068.09	-5,068.09
100-4004-502100	TAXES	0.00	0.00	5,914.67	38,208.03	38,208.03	-38,208.03
100-4004-502101	RETIREMENT	0.00	0.00	11,538.04	74,559.19	74,559.19	-74,559.19
100-4004-502102	GROUP INSURANCE	0.00	0.00	20,766.94	100,054.61	100,054.61	-100,054.61
100-4004-502103	DISABILITY INSURANCE	0.00	0.00	200.49	1,306.52	1,306.52	-1,306.52
100-4004-502104	WORKERS COMPENSATION INS	0.00	0.00	2,699.00	26,499.00	26,499.00	-26,499.00
	ExpType: 50 - Personnel Services Total:	0.00	0.00	119,130.50	747,506.26	747,506.26	-747,506.26
	ExpType: 51 - Contractual and Maintenance Services						
100-4004-512210	COMMUNICATIONS SERVICE AGREEME...	0.00	0.00	54.52	631.51	631.51	-631.51
100-4004-512220	UTILITIES	0.00	0.00	47,560.31	229,804.93	229,804.93	-229,804.93
100-4004-512240	RENTS & CONTRACTUALS	0.00	0.00	3,405.73	27,996.72	37,945.72	-37,945.72
100-4004-513210	MEMBERSHIP DUES, SUBSCR	0.00	0.00	0.00	45.00	45.00	-45.00
100-4004-513300	MOTOR VEHICLES - MAINTENANCE	0.00	0.00	124.99	1,628.49	1,628.49	-1,628.49
100-4004-513301	OFFICE MAINTENANCE & CONTRACTUAL..	0.00	0.00	34.77	164.75	164.75	-164.75
100-4004-513302	MACHINES & EQUIPMENT	0.00	0.00	0.00	864.40	864.40	-864.40
100-4004-513306	BUILDINGS & STRUCTURES	0.00	0.00	25,849.28	116,579.19	22,666.94	-22,666.94
100-4004-513310	AIR CONDITIONING UNITS	0.00	0.00	50,600.50	67,614.16	74,914.16	-74,914.16
	ExpType: 51 - Contractual and Maintenance Services Total:	0.00	0.00	127,630.10	445,329.15	368,665.90	-368,665.90
	ExpType: 52 - Supplies, Materials and Small Equipment						
100-4004-521300	OFFICE SUPPLIES	0.00	0.00	206.57	506.63	506.63	-506.63
100-4004-522300	WEARING APPAREL	0.00	0.00	967.03	6,998.83	12,889.99	-12,889.99
100-4004-522301	TOOLS	0.00	0.00	0.00	816.68	816.68	-816.68
100-4004-522305	MOTOR VEHICLE FUEL	0.00	0.00	1,289.35	6,295.02	6,295.02	-6,295.02
100-4004-522306	JANITORIAL	0.00	0.00	-833.51	62,428.87	62,428.87	-62,428.87
100-4004-522312	BUILDING	0.00	0.00	3,491.62	19,973.28	19,973.28	-19,973.28
100-4004-522316	MOTOR VEHICLES - SUPPLIES	0.00	0.00	13.99	1,828.21	1,828.21	-1,828.21
	ExpType: 52 - Supplies, Materials and Small Equipment Total:	0.00	0.00	5,135.05	98,847.52	104,738.68	-104,738.68
	ExpType: 60 - Capital Outlay						
100-4004-603500	BUILDING AND STRUCTURES	0.00	0.00	0.00	130,153.50	-3,904.61	3,904.61
	ExpType: 60 - Capital Outlay Total:	0.00	0.00	0.00	130,153.50	-3,904.61	3,904.61
	Division: 4004 - Bldg Maint Total:	0.00	0.00	251,895.65	1,421,836.43	1,217,006.23	-1,217,006.23
Division: 4100 - Library							
	ExpType: 50 - Personnel Services						
100-4100-501100	SALARIES	0.00	0.00	90,611.34	514,548.53	514,548.53	-514,548.53
100-4100-501101	LONGEVITY	0.00	0.00	2,877.00	15,358.00	15,358.00	-15,358.00
100-4100-501102	OVERTIME	0.00	0.00	543.32	9,430.82	9,430.82	-9,430.82
100-4100-501106	VEHICLE ALLOWANCE	0.00	0.00	323.08	1,776.94	1,776.94	-1,776.94
100-4100-502100	TAXES	0.00	0.00	7,137.77	40,767.15	40,767.15	-40,767.15
100-4100-502101	RETIREMENT	0.00	0.00	13,945.60	79,451.22	79,451.22	-79,451.22
100-4100-502102	GROUP INSURANCE	0.00	0.00	19,308.71	99,003.43	99,003.43	-99,003.43
100-4100-502103	DISABILITY INSURANCE	0.00	0.00	245.36	1,406.92	1,406.92	-1,406.92
100-4100-502104	WORKERS COMPENSATION INS	0.00	0.00	3,064.00	5,172.00	5,172.00	-5,172.00
	ExpType: 50 - Personnel Services Total:	0.00	0.00	138,056.18	766,915.01	766,915.01	-766,915.01
	ExpType: 51 - Contractual and Maintenance Services						
100-4100-511200	PROFESSIONAL SERVICES	0.00	0.00	650.00	88,826.50	101,995.25	-101,995.25
100-4100-512210	COMMUNICATIONS SERVICE AGREEME...	0.00	0.00	807.14	5,097.86	5,416.46	-5,416.46
100-4100-512240	RENTS & CONTRACTUALS	0.00	0.00	701.50	6,443.51	41,887.42	-41,887.42
100-4100-513200	TRAVEL, TRAINING, MEETINGS	0.00	0.00	1,485.21	5,996.79	5,996.79	-5,996.79
100-4100-513210	MEMBERSHIP DUES, SUBSCR	0.00	0.00	2,103.19	4,346.49	4,346.49	-4,346.49

Unaudited Income Statement - Expenses

For Fiscal: 2022-2023 Period Ending: 02/28/2023

		Original Total Budget	Current Total Budget	MTD Activity	YTD Activity	YTD Activity + Encumbrances	Budget Remaining
100-4100-513300	MOTOR VEHICLES - MAINTENANCE	0.00	0.00	0.00	625.50	625.50	-625.50
100-4100-513302	MACHINES & EQUIPMENT MAINT	0.00	0.00	1,950.00	3,440.00	3,440.00	-3,440.00
ExpType: 51 - Contractual and Maintenance Services Total:		0.00	0.00	7,697.04	114,776.65	163,707.91	-163,707.91
ExpType: 52 - Supplies, Materials and Small Equipment							
100-4100-521300	OFFICE SUPPLIES	0.00	0.00	1,833.71	11,148.59	12,395.91	-12,395.91
100-4100-522300	WEARING APPAREL	0.00	0.00	0.00	1,662.00	1,662.00	-1,662.00
100-4100-522304	FOOD	0.00	0.00	1,313.08	3,207.09	3,207.09	-3,207.09
100-4100-522305	MOTOR VEHICLE FUEL	0.00	0.00	183.93	979.92	979.92	-979.92
100-4100-522306	JANITORIAL	0.00	0.00	126.99	649.48	649.48	-649.48
100-4100-522308	OFFICE HARDWARE AND RELATED SOF...	0.00	0.00	0.00	1,068.93	18,957.67	-18,957.67
100-4100-523390	OTHER MATERIALS	0.00	0.00	13,719.86	52,431.70	52,431.70	-52,431.70
ExpType: 52 - Supplies, Materials and Small Equipment Total:		0.00	0.00	17,177.57	71,147.71	90,283.77	-90,283.77
ExpType: 55 - Non-Dept - Other							
100-4100-551421	PURCHASES FOR RESALE	0.00	0.00	2,272.04	10,061.00	10,061.00	-10,061.00
ExpType: 55 - Non-Dept - Other Total:		0.00	0.00	2,272.04	10,061.00	10,061.00	-10,061.00
Division: 4100 - Library Total:		0.00	0.00	165,202.83	962,900.37	1,030,967.69	-1,030,967.69
Division: 5000 - Grants Administration							
ExpType: 50 - Personnel Services							
100-5000-501100	SALARIES	0.00	0.00	25,836.01	139,283.07	139,283.07	-139,283.07
100-5000-501101	LONGEVITY	0.00	0.00	385.00	2,086.00	2,086.00	-2,086.00
100-5000-501106	VEHICLE ALLOWANCE	0.00	0.00	323.08	1,776.94	1,776.94	-1,776.94
100-5000-502100	TAXES	0.00	0.00	1,996.37	10,748.64	10,748.64	-10,748.64
100-5000-502101	RETIREMENT	0.00	0.00	3,923.23	21,021.92	21,021.92	-21,021.92
100-5000-502102	GROUP INSURANCE	0.00	0.00	2,618.17	12,866.04	12,866.04	-12,866.04
100-5000-502103	DISABILITY INSURANCE	0.00	0.00	69.01	372.20	372.20	-372.20
100-5000-502104	WORKERS COMPENSATION INS	0.00	0.00	328.00	814.00	814.00	-814.00
ExpType: 50 - Personnel Services Total:		0.00	0.00	35,478.87	188,968.81	188,968.81	-188,968.81
ExpType: 51 - Contractual and Maintenance Services							
100-5000-511200	PROFESSIONAL SERVICES	0.00	0.00	0.00	1,546.10	1,546.10	-1,546.10
100-5000-512210	COMMUNICATIONS SERVICE AGREEME...	0.00	0.00	60.00	889.18	889.18	-889.18
100-5000-512230	PRINTING	0.00	0.00	134.19	134.19	134.19	-134.19
100-5000-512240	RENTS & CONTRACTUALS	0.00	0.00	0.00	459.37	4,755.37	-4,755.37
100-5000-512241	RENTS & CONTRACTUALS - IT	0.00	0.00	0.00	130.60	130.60	-130.60
100-5000-513200	TRAVEL, TRAINING, MEETINGS	0.00	0.00	0.00	2,195.16	2,195.16	-2,195.16
100-5000-513210	MEMBERSHIP DUES, SUBSCR	0.00	0.00	0.00	1,077.00	1,077.00	-1,077.00
100-5000-513300	MOTOR VEHICLES - MAINTENANCE	0.00	0.00	16.75	321.75	321.75	-321.75
ExpType: 51 - Contractual and Maintenance Services Total:		0.00	0.00	210.94	6,753.35	11,049.35	-11,049.35
ExpType: 52 - Supplies, Materials and Small Equipment							
100-5000-521300	OFFICE SUPPLIES	0.00	0.00	88.14	741.32	741.32	-741.32
100-5000-522304	FOOD	0.00	0.00	34.62	218.22	218.22	-218.22
ExpType: 52 - Supplies, Materials and Small Equipment Total:		0.00	0.00	122.76	959.54	959.54	-959.54
Division: 5000 - Grants Administration Total:		0.00	0.00	35,812.57	196,681.70	200,977.70	-200,977.70
Division: 5900 - Building Safety							
ExpType: 50 - Personnel Services							
100-5900-501100	SALARIES	0.00	0.00	99,841.49	542,068.91	542,068.91	-542,068.91
100-5900-501101	LONGEVITY	0.00	0.00	2,177.00	11,837.00	11,837.00	-11,837.00
100-5900-501102	OVERTIME	0.00	0.00	461.75	3,844.52	3,844.52	-3,844.52
100-5900-501104	CERTIFICATION PAY	0.00	0.00	2,807.60	12,211.13	12,211.13	-12,211.13
100-5900-501106	VEHICLE ALLOWANCE	0.00	0.00	323.08	1,776.94	1,776.94	-1,776.94
100-5900-502100	TAXES	0.00	0.00	7,882.59	42,454.16	42,454.16	-42,454.16
100-5900-502101	RETIREMENT	0.00	0.00	15,616.86	86,343.76	86,343.76	-86,343.76
100-5900-502102	GROUP INSURANCE	0.00	0.00	19,785.40	99,500.46	99,500.46	-99,500.46
100-5900-502103	DISABILITY INSURANCE	0.00	0.00	274.74	1,482.22	1,482.22	-1,482.22
100-5900-502104	WORKERS COMPENSATION INS	0.00	0.00	2,845.00	6,928.00	6,928.00	-6,928.00
ExpType: 50 - Personnel Services Total:		0.00	0.00	152,015.51	808,447.10	808,447.10	-808,447.10

Unaudited Income Statement - Expenses

For Fiscal: 2022-2023 Period Ending: 02/28/2023

		Original Total Budget	Current Total Budget	MTD Activity	YTD Activity	YTD Activity + Encumbrances	Budget Remaining
ExpType: 51 - Contractual and Maintenance Services							
100-5900-512210	COMMUNICATIONS SERVICE AGREEME...	0.00	0.00	780.30	9,829.75	18,805.75	-18,805.75
100-5900-512230	PRINTING	0.00	0.00	187.80	2,872.18	2,872.18	-2,872.18
100-5900-513200	TRAVEL, TRAINING, MEETINGS	0.00	0.00	1,916.00	10,483.03	10,483.03	-10,483.03
100-5900-513300	MOTOR VEHICLES - MAINTENANCE	0.00	0.00	382.48	2,194.47	2,194.47	-2,194.47
100-5900-513301	OFFICE MAINTENANCE & CONTRACTUAL...	0.00	0.00	1,337.37	106,639.77	106,639.77	-106,639.77
100-5900-513309	CLEANING, MOWING & DEMOLITION M...	0.00	0.00	3,473.00	25,922.50	25,922.50	-25,922.50
ExpType: 51 - Contractual and Maintenance Services Total:		0.00	0.00	8,076.95	157,941.70	166,917.70	-166,917.70
ExpType: 52 - Supplies, Materials and Small Equipment							
100-5900-521300	OFFICE SUPPLIES	0.00	0.00	860.18	4,323.11	4,323.11	-4,323.11
100-5900-522205	MARKETING AND ADVERTISING	0.00	0.00	0.00	200.00	200.00	-200.00
100-5900-522300	WEARING APPAREL	0.00	0.00	5,340.36	7,630.27	7,630.27	-7,630.27
100-5900-522301	TOOLS	0.00	0.00	0.00	1,697.63	1,697.63	-1,697.63
100-5900-522304	FOOD	0.00	0.00	112.19	217.86	217.86	-217.86
100-5900-522305	MOTOR VEHICLE FUEL	0.00	0.00	2,194.00	8,121.07	8,121.07	-8,121.07
100-5900-522308	OFFICE HARDWARE AND RELATED SOF...	0.00	0.00	790.79	1,125.73	1,125.73	-1,125.73
100-5900-522316	MOTOR VEHICLES - SUPPLIES	0.00	0.00	86.27	438.79	438.79	-438.79
ExpType: 52 - Supplies, Materials and Small Equipment Total:		0.00	0.00	9,383.79	23,754.46	23,754.46	-23,754.46
Division: 5900 - Building Safety Total:		0.00	0.00	169,476.25	990,143.26	999,119.26	-999,119.26
Division: 8000 - EEDC Administration							
ExpType: 50 - Personnel Services							
100-8000-501100	SALARIES	0.00	0.00	0.00	2,115.38	2,115.38	-2,115.38
100-8000-502100	TAXES	0.00	0.00	0.00	170.55	170.55	-170.55
100-8000-502101	RETIREMENT	0.00	0.00	0.00	309.48	309.48	-309.48
100-8000-502102	GROUP INSURANCE	0.00	0.00	0.00	246.71	246.71	-246.71
100-8000-502103	DISABILITY INSURANCE	0.00	0.00	0.00	5.50	5.50	-5.50
100-8000-502104	WORKERS COMPENSATION INS	0.00	0.00	146.00	460.00	460.00	-460.00
ExpType: 50 - Personnel Services Total:		0.00	0.00	146.00	3,307.62	3,307.62	-3,307.62
ExpType: 51 - Contractual and Maintenance Services							
100-8000-512210	COMMUNICATIONS SERVICES AGREEM...	0.00	0.00	0.00	241.35	241.35	-241.35
ExpType: 51 - Contractual and Maintenance Services Total:		0.00	0.00	0.00	241.35	241.35	-241.35
Division: 8000 - EEDC Administration Total:		0.00	0.00	146.00	3,548.97	3,548.97	-3,548.97
Division: 9500 - Non-Departmental							
ExpType: 51 - Contractual and Maintenance Services							
100-9500-513230	CREDIT CARD MERCHANT CHARGES	0.00	0.00	127.30	20,515.18	20,515.18	-20,515.18
100-9500-514005	CONTR/INCENTIVE-CHAMBER OF COM...	0.00	0.00	13,333.37	66,666.85	160,000.00	-160,000.00
100-9500-514007	CONTR/INCENTIVE-MUSEUM OF SO TX	0.00	0.00	26,667.00	66,667.00	160,000.00	-160,000.00
100-9500-514021	CONTR/INCENTIVE-HUMANE SOCIETY	0.00	0.00	49,375.00	1,096,412.00	1,096,412.00	-1,096,412.00
ExpType: 51 - Contractual and Maintenance Services Total:		0.00	0.00	89,502.67	1,250,261.03	1,436,927.18	-1,436,927.18
ExpType: 55 - Non-Dept - Other							
100-9500-551401	FLAT RATE ASSESSMENT	0.00	0.00	0.00	5,910.65	5,910.65	-5,910.65
100-9500-551402	GENERAL INSURANCE	0.00	0.00	707.79	922,521.39	922,521.39	-922,521.39
100-9500-551404	CNTY APPRAISAL SERVICE	0.00	0.00	0.00	194,066.00	194,066.00	-194,066.00
100-9500-551406	PROPERTY TAX COLLECTION SERVICE	0.00	0.00	6,752.00	49,070.26	49,070.26	-49,070.26
ExpType: 55 - Non-Dept - Other Total:		0.00	0.00	7,459.79	1,171,568.30	1,171,568.30	-1,171,568.30
ExpType: 70 - Debt Service							
100-9500-701750	LEASES PAYABLE PRINCIPAL	0.00	0.00	271,568.32	1,464,946.58	1,464,946.58	-1,464,946.58
100-9500-702731	LEASES PAYABLE INTEREST	0.00	0.00	20,465.13	104,053.40	104,053.40	-104,053.40
ExpType: 70 - Debt Service Total:		0.00	0.00	292,033.45	1,568,999.98	1,568,999.98	-1,568,999.98
Division: 9500 - Non-Departmental Total:		0.00	0.00	388,995.91	3,990,829.31	4,177,495.46	-4,177,495.46
Expense Total:		0.00	0.00	6,219,073.72	33,622,753.45	34,365,516.87	-34,365,516.87
Fund: 100 - GENERAL FUND Total:		0.00	0.00	6,219,073.72	33,622,753.45	34,365,516.87	-34,365,516.87

Unaudited Income Statement - Expenses

For Fiscal: 2022-2023 Period Ending: 02/28/2023

		Original Total Budget	Current Total Budget	MTD Activity	YTD Activity	YTD Activity + Encumbrances	Budget Remaining
Fund: 113 - HOTEL OCCUPANCY TAX FUND							
Expense							
Division: 9500 - Non-Departmental							
ExpType: 51 - Contractual and Maintenance Services							
113-9500-512230	PRINTING SERVICES	0.00	0.00	0.00	2,516.40	2,516.40	-2,516.40
ExpType: 51 - Contractual and Maintenance Services Total:		0.00	0.00	0.00	2,516.40	2,516.40	-2,516.40
ExpType: 55 - Non-Dept - Other							
113-9500-551310	ART EXHIBITS/RECEPTIONS	0.00	0.00	0.00	242.01	242.01	-242.01
113-9500-551311	FINE ARTS INSURANCE	0.00	0.00	0.00	800.00	800.00	-800.00
113-9500-551313	CULTURAL FESTIVALS & EVENTS	0.00	0.00	0.00	2,454.00	2,454.00	-2,454.00
113-9500-551317	CITY EVENTS	0.00	0.00	-126.89	20,303.06	20,303.06	-20,303.06
113-9500-551318	CITY FESTIVALS	0.00	0.00	0.00	2,000.00	2,000.00	-2,000.00
113-9500-551418	OTHER PROMOTIONAL EXPENSES	0.00	0.00	0.00	2,853.42	2,853.42	-2,853.42
113-9500-551564	EVENT RENTALS	0.00	0.00	0.00	16,999.50	16,999.50	-16,999.50
113-9500-551566	PRODUCTION RENTAL	0.00	0.00	0.00	450.00	450.00	-450.00
113-9500-551567	TABLE/CHAIR RENTALS	0.00	0.00	0.00	1,027.50	1,027.50	-1,027.50
113-9500-551570	STORAGE UNITS	0.00	0.00	360.00	2,120.00	2,120.00	-2,120.00
113-9500-551571	DRY CLEANING OF LINENS	0.00	0.00	49.50	237.60	237.60	-237.60
113-9500-551572	TENTS, FLOAT DECORATIONS, SPECIAL ...	0.00	0.00	3,272.91	14,863.38	14,863.38	-14,863.38
ExpType: 55 - Non-Dept - Other Total:		0.00	0.00	3,555.52	64,350.47	64,350.47	-64,350.47
ExpType: 60 - Capital Outlay							
113-9500-605510	AMPHITHEATER EQUIPMENT	0.00	0.00	0.00	3,225.50	3,225.50	-3,225.50
ExpType: 60 - Capital Outlay Total:		0.00	0.00	0.00	3,225.50	3,225.50	-3,225.50
ExpType: 80 - Grants Incentives							
113-9500-800405	EDINBURG CONVENTION & VISITOR'S	0.00	0.00	17,916.63	92,425.97	217,842.82	-217,842.82
113-9500-800411	MUSEUM OF SOUTH TEXAS	0.00	0.00	15,834.00	39,584.00	95,000.00	-95,000.00
ExpType: 80 - Grants Incentives Total:		0.00	0.00	33,750.63	132,009.97	312,842.82	-312,842.82
Division: 9500 - Non-Departmental Total:		0.00	0.00	37,306.15	202,102.34	382,935.19	-382,935.19
Expense Total:		0.00	0.00	37,306.15	202,102.34	382,935.19	-382,935.19
Fund: 113 - HOTEL OCCUPANCY TAX FUND Total:		0.00	0.00	37,306.15	202,102.34	382,935.19	-382,935.19
Fund: 150 - DEBT SERVICE FUND							
Expense							
Division: 9500 - Non-Departmental							
ExpType: 70 - Debt Service							
150-9500-701700	BOND PRINCIPAL PAYMENT	0.00	0.00	4,398,084.24	4,398,084.24	4,398,084.24	-4,398,084.24
150-9500-702701	BOND INTEREST EXPENSE	0.00	0.00	1,738,152.96	1,738,152.96	1,738,152.96	-1,738,152.96
150-9500-703100	BOND FEES	0.00	0.00	3,750.00	4,250.00	4,250.00	-4,250.00
ExpType: 70 - Debt Service Total:		0.00	0.00	6,139,987.20	6,140,487.20	6,140,487.20	-6,140,487.20
Division: 9500 - Non-Departmental Total:		0.00	0.00	6,139,987.20	6,140,487.20	6,140,487.20	-6,140,487.20
Expense Total:		0.00	0.00	6,139,987.20	6,140,487.20	6,140,487.20	-6,140,487.20
Fund: 150 - DEBT SERVICE FUND Total:		0.00	0.00	6,139,987.20	6,140,487.20	6,140,487.20	-6,140,487.20
Fund: 200 - UTILITY FUND							
Expense							
Division: 0500 - Finance							
ExpType: 50 - Personnel Services							
200-0500-501100	SALARIES	0.00	0.00	21,019.69	117,614.10	117,614.10	-117,614.10
200-0500-501101	LONGEVITY	0.00	0.00	826.00	4,417.00	4,417.00	-4,417.00
200-0500-502100	TAXES	0.00	0.00	1,619.64	9,023.00	9,023.00	-9,023.00
200-0500-502101	RETIREMENT	0.00	0.00	3,228.80	17,919.34	17,919.34	-17,919.34
200-0500-502102	GROUP INSURANCE	0.00	0.00	4,326.82	21,623.27	21,623.27	-21,623.27
200-0500-502103	DISABILITY INSURANCE	0.00	0.00	56.78	317.25	317.25	-317.25
200-0500-502104	WORKERS COMPENSATION INS	0.00	0.00	584.00	953.00	953.00	-953.00
ExpType: 50 - Personnel Services Total:		0.00	0.00	31,661.73	171,866.96	171,866.96	-171,866.96
ExpType: 51 - Contractual and Maintenance Services							
200-0500-512210	COMMUNICATIONS SERVICE AGREEME...	0.00	0.00	11,372.91	68,068.99	68,068.99	-68,068.99

Unaudited Income Statement - Expenses

For Fiscal: 2022-2023 Period Ending: 02/28/2023

		Original Total Budget	Current Total Budget	MTD Activity	YTD Activity	YTD Activity + Encumbrances	Budget Remaining
200-0500-512230	PRINTING	0.00	0.00	1,359.00	1,588.00	10,732.00	-10,732.00
200-0500-512240	RENTS & CONTRACTUALS	0.00	0.00	0.00	4,385.25	10,155.75	-10,155.75
200-0500-512241	RENTS & CONTRACTUALS - IT	0.00	0.00	0.00	942.28	16,254.28	-16,254.28
200-0500-513301	OFFICE MAINTENANCE & CONTRACTUAL...	0.00	0.00	0.00	330.00	0.00	0.00
ExpType: 51 - Contractual and Maintenance Services Total:		0.00	0.00	12,731.91	75,314.52	105,211.02	-105,211.02
ExpType: 52 - Supplies, Materials and Small Equipment							
200-0500-521300	OFFICE SUPPLIES	0.00	0.00	1,288.91	3,011.63	3,011.63	-3,011.63
200-0500-522308	OFFICE HARDWARE AND RELATED SOF...	0.00	0.00	0.00	2,103.10	0.00	0.00
ExpType: 52 - Supplies, Materials and Small Equipment Total:		0.00	0.00	1,288.91	5,114.73	3,011.63	-3,011.63
Division: 0500 - Finance Total:		0.00	0.00	45,682.55	252,296.21	280,089.61	-280,089.61
Division: 6000 - Utility Administration							
ExpType: 50 - Personnel Services							
200-6000-501100	SALARIES	0.00	0.00	37,733.80	207,241.57	207,241.57	-207,241.57
200-6000-501101	LONGEVITY	0.00	0.00	798.00	4,207.00	4,207.00	-4,207.00
200-6000-501102	OVERTIME	0.00	0.00	11.02	292.93	292.93	-292.93
200-6000-501106	VEHICLE ALLOWANCE	0.00	0.00	738.48	4,061.64	4,061.64	-4,061.64
200-6000-502100	TAXES	0.00	0.00	2,916.51	16,023.57	16,023.57	-16,023.57
200-6000-502101	RETIREMENT	0.00	0.00	5,805.76	31,694.22	31,694.22	-31,694.22
200-6000-502102	GROUP INSURANCE	0.00	0.00	6,615.16	33,204.70	33,204.70	-33,204.70
200-6000-502103	DISABILITY INSURANCE	0.00	0.00	102.15	561.22	561.22	-561.22
200-6000-502104	WORKERS COMPENSATION INS	0.00	0.00	657.00	1,790.00	1,790.00	-1,790.00
ExpType: 50 - Personnel Services Total:		0.00	0.00	55,377.88	299,076.85	299,076.85	-299,076.85
ExpType: 51 - Contractual and Maintenance Services							
200-6000-511200	PROFESSIONAL SERVICES	0.00	0.00	0.00	0.00	35,000.00	-35,000.00
200-6000-512210	COMMUNICATIONS SERVICE AGREEME...	0.00	0.00	161.20	1,655.28	1,825.83	-1,825.83
200-6000-513200	TRAVEL, TRAINING, MEETINGS	0.00	0.00	336.20	2,346.86	2,346.86	-2,346.86
200-6000-513210	MEMBERSHIP DUES, SUBSCR	0.00	0.00	325.00	325.00	325.00	-325.00
200-6000-513300	MOTOR VEHICLES - MAINTENANCE	0.00	0.00	0.00	22.50	22.50	-22.50
ExpType: 51 - Contractual and Maintenance Services Total:		0.00	0.00	822.40	4,349.64	39,520.19	-39,520.19
ExpType: 52 - Supplies, Materials and Small Equipment							
200-6000-521300	OFFICE SUPPLIES	0.00	0.00	789.10	1,283.59	1,283.59	-1,283.59
200-6000-522300	WEARING APPAREL	0.00	0.00	0.00	762.00	762.00	-762.00
200-6000-522303	RECREATION & EDUCATION	0.00	0.00	0.00	1,457.76	1,457.76	-1,457.76
200-6000-522304	FOOD	0.00	0.00	0.00	135.83	135.83	-135.83
200-6000-522305	MOTOR VEHICLE FUEL	0.00	0.00	0.00	25.84	25.84	-25.84
ExpType: 52 - Supplies, Materials and Small Equipment Total:		0.00	0.00	789.10	3,665.02	3,665.02	-3,665.02
ExpType: 60 - Capital Outlay							
200-6000-605590	OTHER CAPITAL OUTLAY	0.00	0.00	12,000.00	21,000.00	0.00	0.00
ExpType: 60 - Capital Outlay Total:		0.00	0.00	12,000.00	21,000.00	0.00	0.00
Division: 6000 - Utility Administration Total:		0.00	0.00	68,989.38	328,091.51	342,262.06	-342,262.06
Division: 6100 - Water Plant							
ExpType: 50 - Personnel Services							
200-6100-501100	SALARIES	0.00	0.00	54,753.20	324,650.44	324,650.44	-324,650.44
200-6100-501101	LONGEVITY	0.00	0.00	1,484.00	8,246.00	8,246.00	-8,246.00
200-6100-501102	OVERTIME	0.00	0.00	1,608.68	5,696.82	5,696.82	-5,696.82
200-6100-501104	CERTIFICATION PAY	0.00	0.00	6,622.94	38,160.74	38,160.74	-38,160.74
200-6100-502100	TAXES	0.00	0.00	4,732.48	27,582.91	27,582.91	-27,582.91
200-6100-502101	RETIREMENT	0.00	0.00	9,545.29	55,347.19	55,347.19	-55,347.19
200-6100-502102	GROUP INSURANCE	0.00	0.00	14,831.30	77,250.21	77,250.21	-77,250.21
200-6100-502103	DISABILITY INSURANCE	0.00	0.00	167.88	980.12	980.12	-980.12
200-6100-502104	WORKERS COMPENSATION INS	0.00	0.00	1,897.00	15,709.00	15,709.00	-15,709.00
ExpType: 50 - Personnel Services Total:		0.00	0.00	95,642.77	553,623.43	553,623.43	-553,623.43
ExpType: 51 - Contractual and Maintenance Services							
200-6100-511200	PROFESSIONAL SERVICES	0.00	0.00	287.00	11,517.68	15,813.68	-15,813.68
200-6100-512210	COMMUNICATIONS SERVICE AGREEME...	0.00	0.00	134.21	1,824.91	3,018.76	-3,018.76
200-6100-512220	UTILITIES	0.00	0.00	40,595.48	168,736.56	168,736.56	-168,736.56

Unaudited Income Statement - Expenses
For Fiscal: 2022-2023 Period Ending: 02/28/2023

		Original Total Budget	Current Total Budget	MTD Activity	YTD Activity	YTD Activity + Encumbrances	Budget Remaining
200-6100-512240	RENTS & CONTRACTUALS	0.00	0.00	199,393.77	206,107.27	206,107.27	-206,107.27
200-6100-513200	TRAVEL, TRAINING, MEETINGS	0.00	0.00	336.20	3,809.20	3,809.20	-3,809.20
200-6100-513210	MEMBERSHIP DUES, SUBSCR	0.00	0.00	620.00	1,350.00	1,350.00	-1,350.00
200-6100-513250	RAW WATER (FOR RESALE)	0.00	0.00	48,691.95	166,327.58	166,327.58	-166,327.58
200-6100-513290	OTHER	0.00	0.00	0.00	76,116.18	76,116.18	-76,116.18
200-6100-513300	MOTOR VEHICLES - MAINTENANCE	0.00	0.00	21.50	137.50	137.50	-137.50
200-6100-513301	OFFICE MAINTENANCE & CONTRACTUAL..	0.00	0.00	0.00	557.98	557.98	-557.98
200-6100-513302	MACHINES & EQUIPMENT	0.00	0.00	5,236.11	60,504.97	86,852.77	-86,852.77
200-6100-513303	SIGNS & SIGNAL EQUIPMENT	0.00	0.00	0.00	30.00	30.00	-30.00
200-6100-513306	BUILDINGS & STRUCTURES	0.00	0.00	0.00	15,661.87	22,561.87	-22,561.87
ExpType: 51 - Contractual and Maintenance Services Total:		0.00	0.00	295,316.22	712,681.70	751,419.35	-751,419.35
ExpType: 52 - Supplies, Materials and Small Equipment							
200-6100-521300	OFFICE SUPPLIES	0.00	0.00	81.00	1,005.77	1,005.77	-1,005.77
200-6100-522300	WEARING APPAREL	0.00	0.00	811.35	3,889.77	5,982.66	-5,982.66
200-6100-522305	MOTOR VEHICLE FUEL	0.00	0.00	3,006.61	10,962.99	14,710.93	-14,710.93
200-6100-522306	JANITORIAL	0.00	0.00	497.19	1,091.05	1,091.05	-1,091.05
200-6100-522307	CHEMICALS-MEDICAL & LAB	0.00	0.00	67,582.78	392,636.02	1,157,482.97	-1,157,482.97
200-6100-522312	BUILDING	0.00	0.00	422.17	1,031.33	1,031.33	-1,031.33
200-6100-522316	MOTOR VEHICLES - SUPPLIES	0.00	0.00	333.63	1,733.94	1,733.94	-1,733.94
200-6100-523302	MACHINES & EQUIPMENT	0.00	0.00	7,765.36	19,499.14	15,385.51	-15,385.51
ExpType: 52 - Supplies, Materials and Small Equipment Total:		0.00	0.00	80,500.09	431,850.01	1,198,424.16	-1,198,424.16
ExpType: 60 - Capital Outlay							
200-6100-605500	MACHINES & EQUIPMENT	0.00	0.00	108,679.50	115,314.50	0.00	0.00
ExpType: 60 - Capital Outlay Total:		0.00	0.00	108,679.50	115,314.50	0.00	0.00
Division: 6100 - Water Plant Total:		0.00	0.00	580,138.58	1,813,469.64	2,503,466.94	-2,503,466.94
Division: 6200 - Waste Water Treatment Plant							
ExpType: 50 - Personnel Services							
200-6200-501100	SALARIES	0.00	0.00	78,589.49	437,974.01	437,974.01	-437,974.01
200-6200-501101	LONGEVITY	0.00	0.00	2,310.00	12,915.00	12,915.00	-12,915.00
200-6200-501102	OVERTIME	0.00	0.00	1,870.37	9,596.24	9,596.24	-9,596.24
200-6200-501104	CERTIFICATION PAY	0.00	0.00	13,046.02	67,383.93	67,383.93	-67,383.93
200-6200-502100	TAXES	0.00	0.00	7,259.59	39,731.95	39,731.95	-39,731.95
200-6200-502101	RETIREMENT	0.00	0.00	14,161.55	77,561.74	77,561.74	-77,561.74
200-6200-502102	GROUP INSURANCE	0.00	0.00	19,351.30	102,115.43	102,115.43	-102,115.43
200-6200-502103	DISABILITY INSURANCE	0.00	0.00	249.14	1,373.35	1,373.35	-1,373.35
200-6200-502104	WORKERS COMPENSATION INS	0.00	0.00	2,699.00	24,072.00	24,072.00	-24,072.00
ExpType: 50 - Personnel Services Total:		0.00	0.00	139,536.46	772,723.65	772,723.65	-772,723.65
ExpType: 51 - Contractual and Maintenance Services							
200-6200-511200	PROFESSIONAL SERVICES	0.00	0.00	0.00	1,982.00	1,667.00	-1,667.00
200-6200-512210	COMMUNICATIONS SERVICE AGREEME...	0.00	0.00	5,367.83	16,375.83	26,404.63	-26,404.63
200-6200-512220	UTILITIES	0.00	0.00	58,030.18	211,057.01	211,057.01	-211,057.01
200-6200-512240	RENTS & CONTRACTUALS	0.00	0.00	1,356.00	4,384.40	11,588.83	-11,588.83
200-6200-513200	TRAVEL, TRAINING, MEETINGS	0.00	0.00	1,916.20	4,008.70	4,008.70	-4,008.70
200-6200-513210	MEMBERSHIP DUES, SUBSCR	0.00	0.00	0.00	765.00	765.00	-765.00
200-6200-513290	OTHER	0.00	0.00	0.00	74,126.30	74,126.30	-74,126.30
200-6200-513300	MOTOR VEHICLES - MAINTENANCE	0.00	0.00	2,672.93	4,422.41	4,422.41	-4,422.41
200-6200-513302	MACHINES & EQUIPMENT	0.00	0.00	83,386.50	135,374.90	160,826.33	-160,826.33
200-6200-513310	AIR CONDITIONING UNITS	0.00	0.00	2,318.00	3,363.50	3,363.50	-3,363.50
ExpType: 51 - Contractual and Maintenance Services Total:		0.00	0.00	155,047.64	455,860.05	498,229.71	-498,229.71
ExpType: 52 - Supplies, Materials and Small Equipment							
200-6200-521300	OFFICE SUPPLIES	0.00	0.00	364.36	925.74	925.74	-925.74
200-6200-522300	WEARING APPAREL	0.00	0.00	419.65	8,013.13	13,562.88	-13,562.88
200-6200-522301	TOOLS	0.00	0.00	20.24	1,441.66	1,441.66	-1,441.66
200-6200-522304	FOOD	0.00	0.00	0.00	63.62	63.62	-63.62
200-6200-522305	MOTOR VEHICLE FUEL	0.00	0.00	19,044.95	39,794.87	44,074.45	-44,074.45
200-6200-522306	JANITORIAL	0.00	0.00	136.25	1,086.07	1,086.07	-1,086.07
200-6200-522307	CHEMICALS-MEDICAL & LAB	0.00	0.00	11,661.50	27,084.12	89,570.60	-89,570.60

Unaudited Income Statement - Expenses

For Fiscal: 2022-2023 Period Ending: 02/28/2023

		Original Total Budget	Current Total Budget	MTD Activity	YTD Activity	YTD Activity + Encumbrances	Budget Remaining
200-6200-522312	BUILDING	0.00	0.00	0.00	36.00	36.00	-36.00
200-6200-522316	MOTOR VEHICLES - SUPPLIES	0.00	0.00	2,031.74	7,585.45	7,585.45	-7,585.45
200-6200-523302	MACHINES & EQUIPMENT	0.00	0.00	38,317.23	111,311.57	110,722.88	-110,722.88
200-6200-523390	OTHER MATERIALS	0.00	0.00	0.00	0.00	26,950.00	-26,950.00
ExpType: 52 - Supplies, Materials and Small Equipment Total:		0.00	0.00	71,995.92	197,342.23	296,019.35	-296,019.35
ExpType: 60 - Capital Outlay							
200-6200-603500	BUILDING AND STRUCTURES	0.00	0.00	0.00	16,625.00	0.00	0.00
200-6200-605500	MACHINES & EQUIPMENT	0.00	0.00	28,785.00	605,162.82	196,247.00	-196,247.00
ExpType: 60 - Capital Outlay Total:		0.00	0.00	28,785.00	621,787.82	196,247.00	-196,247.00
Division: 6200 - Waste Water Treatment Plant Total:		0.00	0.00	395,365.02	2,047,713.75	1,763,219.71	-1,763,219.71
Division: 6300 - Systems							
ExpType: 50 - Personnel Services							
200-6300-501100	SALARIES	0.00	0.00	118,578.13	641,547.66	641,547.66	-641,547.66
200-6300-501101	LONGEVITY	0.00	0.00	4,543.00	24,409.00	24,409.00	-24,409.00
200-6300-501102	OVERTIME	0.00	0.00	3,830.97	26,779.22	26,779.22	-26,779.22
200-6300-501104	CERTIFICATION PAY	0.00	0.00	12,499.72	64,187.07	64,187.07	-64,187.07
200-6300-502100	TAXES	0.00	0.00	10,490.87	56,789.51	56,789.51	-56,789.51
200-6300-502101	RETIREMENT	0.00	0.00	20,610.96	111,484.13	111,484.13	-111,484.13
200-6300-502102	GROUP INSURANCE	0.00	0.00	29,270.57	146,854.80	146,854.80	-146,854.80
200-6300-502103	DISABILITY INSURANCE	0.00	0.00	362.56	1,969.34	1,969.34	-1,969.34
200-6300-502104	WORKERS COMPENSATION INS	0.00	0.00	4,523.00	35,278.00	35,278.00	-35,278.00
ExpType: 50 - Personnel Services Total:		0.00	0.00	204,709.78	1,109,298.73	1,109,298.73	-1,109,298.73
ExpType: 51 - Contractual and Maintenance Services							
200-6300-511200	PROFESSIONAL SERVICES	0.00	0.00	0.00	3,298.48	8,298.48	-8,298.48
200-6300-512210	COMMUNICATIONS SERVICE AGREEME...	0.00	0.00	665.61	8,626.90	14,937.25	-14,937.25
200-6300-512220	UTILITIES	0.00	0.00	9,266.29	59,152.06	59,152.06	-59,152.06
200-6300-512240	RENTS & CONTRACTUALS	0.00	0.00	17.80	3,720.62	12,744.62	-12,744.62
200-6300-513200	TRAVEL, TRAINING, MEETINGS	0.00	0.00	336.20	1,185.70	1,185.70	-1,185.70
200-6300-513210	MEMBERSHIP DUES, SUBSCR	0.00	0.00	2,180.00	2,825.75	2,825.75	-2,825.75
200-6300-513300	MOTOR VEHICLES - MAINTENANCE	0.00	0.00	1,443.45	3,785.74	3,785.74	-3,785.74
200-6300-513302	MACHINES & EQUIPMENT	0.00	0.00	3,616.50	14,664.82	14,939.82	-14,939.82
200-6300-513303	SIGNS & SIGNAL EQUIPMENT	0.00	0.00	0.00	541.65	541.65	-541.65
200-6300-513304	SANITARY SEWER SYSTEM	0.00	0.00	884.10	2,684.73	2,684.73	-2,684.73
200-6300-513306	BUILDINGS & STRUCTURES	0.00	0.00	0.00	350.00	350.00	-350.00
200-6300-513307	WATER DISTRIBUTION SYST	0.00	0.00	90,011.68	211,110.14	353,173.47	-353,173.47
ExpType: 51 - Contractual and Maintenance Services Total:		0.00	0.00	108,421.63	311,946.59	474,619.27	-474,619.27
ExpType: 52 - Supplies, Materials and Small Equipment							
200-6300-521300	OFFICE SUPPLIES	0.00	0.00	337.85	981.39	981.39	-981.39
200-6300-522300	WEARING APPAREL	0.00	0.00	1,294.39	12,872.46	19,450.17	-19,450.17
200-6300-522301	TOOLS	0.00	0.00	471.96	7,377.81	7,377.81	-7,377.81
200-6300-522303	RECREATION & EDUCATION	0.00	0.00	0.00	679.72	679.72	-679.72
200-6300-522305	MOTOR VEHICLE FUEL	0.00	0.00	14,176.71	42,974.41	42,974.41	-42,974.41
200-6300-522306	JANITORIAL	0.00	0.00	23.86	96.14	96.14	-96.14
200-6300-522307	CHEMICALS-MEDICAL & LAB	0.00	0.00	0.00	3,022.23	3,022.23	-3,022.23
200-6300-522312	BUILDING	0.00	0.00	72.70	3,994.70	3,994.70	-3,994.70
200-6300-522315	STREETS AND ALLEYS	0.00	0.00	2,101.85	4,494.68	4,494.68	-4,494.68
200-6300-522316	MOTOR VEHICLES - SUPPLIES	0.00	0.00	4,509.53	17,640.50	17,640.50	-17,640.50
200-6300-523302	MACHINES & EQUIPMENT	0.00	0.00	14,901.38	19,779.68	19,779.68	-19,779.68
200-6300-525330	WATER METERS & BOXES	0.00	0.00	215,283.02	217,877.02	277,962.63	-277,962.63
ExpType: 52 - Supplies, Materials and Small Equipment Total:		0.00	0.00	253,173.25	331,790.74	398,454.06	-398,454.06
ExpType: 60 - Capital Outlay							
200-6300-605500	MACHINES & EQUIPMENT	0.00	0.00	0.00	60,813.05	131.00	-131.00
ExpType: 60 - Capital Outlay Total:		0.00	0.00	0.00	60,813.05	131.00	-131.00
Division: 6300 - Systems Total:		0.00	0.00	566,304.66	1,813,849.11	1,982,503.06	-1,982,503.06

Unaudited Income Statement - Expenses

For Fiscal: 2022-2023 Period Ending: 02/28/2023

		Original Total Budget	Current Total Budget	MTD Activity	YTD Activity	YTD Activity + Encumbrances	Budget Remaining
Division: 9500 - Non-Departmental							
ExpType: 51 - Contractual and Maintenance Services							
200-9500-513230	CREDIT CARD MERCHANT CHARGES	0.00	0.00	0.00	176,831.00	176,831.00	-176,831.00
ExpType: 51 - Contractual and Maintenance Services Total:		0.00	0.00	0.00	176,831.00	176,831.00	-176,831.00
ExpType: 55 - Non-Dept - Other							
200-9500-551401	FLAT RATE ASSESSMENT	0.00	0.00	0.00	1,288.13	1,288.13	-1,288.13
200-9500-551402	GENERAL INSURANCE	0.00	0.00	-60.00	257,877.34	257,877.34	-257,877.34
200-9500-551408	ADM CHARGES SWSC	0.00	0.00	15.00	1,043.06	1,043.06	-1,043.06
200-9500-551409	ADMN CHARGES NAWs	0.00	0.00	0.00	23,456.65	23,456.65	-23,456.65
200-9500-551417	GROSS RECEIPT TAX	0.00	0.00	0.00	86,162.03	86,162.03	-86,162.03
ExpType: 55 - Non-Dept - Other Total:		0.00	0.00	-45.00	369,827.21	369,827.21	-369,827.21
ExpType: 70 - Debt Service							
200-9500-701700	BOND PRINCIPAL PAYMENT	0.00	0.00	755,000.00	755,000.00	755,000.00	-755,000.00
200-9500-701730	LEASES PAYABLE PRINCIPAL	0.00	0.00	116,638.53	555,739.32	555,739.32	-555,739.32
200-9500-702701	BOND INTEREST EXPENSE	0.00	0.00	85,812.75	85,812.75	85,812.75	-85,812.75
200-9500-702731	LEASES PAYABLE INTEREST	0.00	0.00	10,778.89	57,165.59	57,165.59	-57,165.59
200-9500-703100	BOND FEES	0.00	0.00	0.00	1,500.00	1,500.00	-1,500.00
ExpType: 70 - Debt Service Total:		0.00	0.00	968,230.17	1,455,217.66	1,455,217.66	-1,455,217.66
Division: 9500 - Non-Departmental Total:		0.00	0.00	968,185.17	2,001,875.87	2,001,875.87	-2,001,875.87
Expense Total:		0.00	0.00	2,624,665.36	8,257,296.09	8,873,417.25	-8,873,417.25
Fund: 200 - UTILITY FUND Total:		0.00	0.00	2,624,665.36	8,257,296.09	8,873,417.25	-8,873,417.25
Fund: 201 - UTILITIES PROJECTS FUND							
Expense							
Division: 6200 - Waste Water Treatment Plant							
ExpType: 62 - Capital Projects - Enterprise							
201-6200-621102	LS 34 & 35 REHAB	0.00	0.00	522,348.50	523,248.50	0.00	0.00
201-6200-621110	TCEQ NOTED SCUM DEWATERING BED	0.00	0.00	0.00	4,050.00	6,318.54	-6,318.54
201-6200-626101	RFQ-009 WWTP ENGINEERING - TWDB	0.00	0.00	9,424.00	213,514.00	0.00	0.00
ExpType: 62 - Capital Projects - Enterprise Total:		0.00	0.00	531,772.50	740,812.50	6,318.54	-6,318.54
Division: 6200 - Waste Water Treatment Plant Total:		0.00	0.00	531,772.50	740,812.50	6,318.54	-6,318.54
Division: 6300 - Systems							
ExpType: 62 - Capital Projects - Enterprise							
201-6300-621101	SOUTH VETERANS SANITARY SEWER PR...	0.00	0.00	0.00	62,192.47	0.00	0.00
201-6300-621104	U.S.HIGHWAY N. 281 WATER DISTRIBUT...	0.00	0.00	25,530.00	25,530.00	0.00	0.00
201-6300-621106	LULL SUBDIVISION WATERLINE IMPROV...	0.00	0.00	34,750.96	34,750.96	0.00	0.00
ExpType: 62 - Capital Projects - Enterprise Total:		0.00	0.00	60,280.96	122,473.43	0.00	0.00
Division: 6300 - Systems Total:		0.00	0.00	60,280.96	122,473.43	0.00	0.00
Expense Total:		0.00	0.00	592,053.46	863,285.93	6,318.54	-6,318.54
Fund: 201 - UTILITIES PROJECTS FUND Total:		0.00	0.00	592,053.46	863,285.93	6,318.54	-6,318.54
Fund: 210 - SOLID WASTE MANAGEMENT FUND							
Expense							
Division: 6500 - Landfill							
ExpType: 50 - Personnel Services							
210-6500-501100	SALARIES	0.00	0.00	298,411.35	1,586,645.43	1,586,645.43	-1,586,645.43
210-6500-501101	LONGEVITY	0.00	0.00	6,622.00	35,406.00	35,406.00	-35,406.00
210-6500-501102	OVERTIME	0.00	0.00	20,556.12	144,227.05	144,227.05	-144,227.05
210-6500-501104	CERTIFICATION PAY	0.00	0.00	3,495.96	17,974.55	17,974.55	-17,974.55
210-6500-501106	VEHICLE ALLOWANCE	0.00	0.00	323.08	1,776.94	1,776.94	-1,776.94
210-6500-502100	TAXES	0.00	0.00	24,813.14	134,124.94	134,124.94	-134,124.94
210-6500-502101	RETIREMENT	0.00	0.00	48,773.41	259,385.08	259,385.08	-259,385.08
210-6500-502102	GROUP INSURANCE	0.00	0.00	70,952.84	338,126.76	338,126.76	-338,126.76
210-6500-502103	DISABILITY INSURANCE	0.00	0.00	852.11	4,605.50	4,605.50	-4,605.50
210-6500-502104	WORKERS COMPENSATION INS	0.00	0.00	11,380.00	130,045.00	130,045.00	-130,045.00
ExpType: 50 - Personnel Services Total:		0.00	0.00	486,180.01	2,652,317.25	2,652,317.25	-2,652,317.25

Unaudited Income Statement - Expenses

For Fiscal: 2022-2023 Period Ending: 02/28/2023

	Original Total Budget	Current Total Budget	MTD Activity	YTD Activity	YTD Activity + Encumbrances	Budget Remaining
ExpType: 51 - Contractual and Maintenance Services						
210-6500-511200 PROFESSIONAL SERVICES	0.00	0.00	0.00	57,139.63	80,385.21	-80,385.21
210-6500-512210 COMMUNICATIONS SERVICE AGREEME...	0.00	0.00	3,250.31	15,390.45	15,390.45	-15,390.45
210-6500-512220 UTILITIES	0.00	0.00	5,383.44	24,218.70	24,218.70	-24,218.70
210-6500-512240 RENTS & CONTRACTUALS	0.00	0.00	25,194.34	93,618.97	201,732.31	-201,732.31
210-6500-512241 RENTS & CONTRACTUALS - IT	0.00	0.00	0.00	1,465.05	1,465.05	-1,465.05
210-6500-513210 MEMBERSHIP DUES, SUBSCR	0.00	0.00	269.00	1,287.00	1,287.00	-1,287.00
210-6500-513290 OTHER	0.00	0.00	146,435.89	309,769.10	316,231.67	-316,231.67
210-6500-513300 MOTOR VEHICLES - MAINTENANCE	0.00	0.00	63,190.97	232,264.44	384,537.08	-384,537.08
210-6500-513302 MACHINES & EQUIPMENT	0.00	0.00	26,499.89	79,936.94	390,956.66	-390,956.66
210-6500-513303 SIGNS & SIGNAL EQUIPMENT	0.00	0.00	0.00	753.00	753.00	-753.00
210-6500-513306 BUILDINGS & STRUCTURES	0.00	0.00	112.65	2,866.67	2,866.67	-2,866.67
210-6500-513310 AIR CONDITIONING UNITS	0.00	0.00	365.00	545.00	545.00	-545.00
ExpType: 51 - Contractual and Maintenance Services Total:	0.00	0.00	270,701.49	819,254.95	1,420,368.80	-1,420,368.80
ExpType: 52 - Supplies, Materials and Small Equipment						
210-6500-521300 OFFICE SUPPLIES	0.00	0.00	518.94	1,336.96	1,336.96	-1,336.96
210-6500-521301 OFFICE SUPPLIES- IT	0.00	0.00	0.00	131.13	1,098.61	-1,098.61
210-6500-522205 MARKETING AND ADVERTISING	0.00	0.00	0.00	295.83	295.83	-295.83
210-6500-522300 WEARING APPAREL	0.00	0.00	6,485.71	20,743.95	56,949.31	-56,949.31
210-6500-522301 TOOLS	0.00	0.00	97.24	6,439.54	6,439.54	-6,439.54
210-6500-522304 FOOD	0.00	0.00	0.00	794.39	794.39	-794.39
210-6500-522305 MOTOR VEHICLE FUEL	0.00	0.00	119,835.07	525,203.01	1,329,783.56	-1,329,783.56
210-6500-522306 JANITORIAL	0.00	0.00	170.20	921.15	921.15	-921.15
210-6500-522307 CHEMICALS-MEDICAL & LAB	0.00	0.00	400.95	3,920.15	10,810.15	-10,810.15
210-6500-522311 COMMUNICATIONS SUPPLIES	0.00	0.00	0.00	1,436.43	1,436.43	-1,436.43
210-6500-522312 BUILDING	0.00	0.00	1,783.48	3,247.50	3,247.50	-3,247.50
210-6500-522315 STREETS AND ALLEYS	0.00	0.00	0.00	6,050.00	62,203.68	-62,203.68
210-6500-522316 MOTOR VEHICLES - SUPPLIES	0.00	0.00	65,871.52	134,942.88	178,927.74	-178,927.74
210-6500-523302 MACHINES & EQUIPMENT	0.00	0.00	15,163.37	28,530.41	51,701.07	-51,701.07
210-6500-523390 OTHER	0.00	0.00	148,970.88	164,207.22	454,523.16	-454,523.16
ExpType: 52 - Supplies, Materials and Small Equipment Total:	0.00	0.00	359,297.36	898,200.55	2,160,469.08	-2,160,469.08
ExpType: 60 - Capital Outlay						
210-6500-601500 LAND	0.00	0.00	0.00	500,000.00	500,000.00	-500,000.00
210-6500-605500 MACHINES & EQUIPMENT	0.00	0.00	0.00	19,290.00	19,290.00	-19,290.00
ExpType: 60 - Capital Outlay Total:	0.00	0.00	0.00	519,290.00	519,290.00	-519,290.00
Division: 6500 - Landfill Total:	0.00	0.00	1,116,178.86	4,889,062.75	6,752,445.13	-6,752,445.13
Division: 9500 - Non-Departmental						
ExpType: 51 - Contractual and Maintenance Services						
210-9500-513230 CREDIT CARD MERCHANT CHARGES	0.00	0.00	0.00	71,107.94	71,107.94	-71,107.94
ExpType: 51 - Contractual and Maintenance Services Total:	0.00	0.00	0.00	71,107.94	71,107.94	-71,107.94
ExpType: 55 - Non-Dept - Other						
210-9500-551401 FLAT RATE ASSESSMENT	0.00	0.00	0.00	432.34	432.34	-432.34
210-9500-551402 GENERAL INSURANCE	0.00	0.00	151.00	296,263.97	296,263.97	-296,263.97
210-9500-551408 ADM CHARGES SWSC	0.00	0.00	0.00	558.00	558.00	-558.00
210-9500-551409 ADMN CHARGES NAWs	0.00	0.00	0.00	3,301.14	3,301.14	-3,301.14
ExpType: 55 - Non-Dept - Other Total:	0.00	0.00	151.00	300,555.45	300,555.45	-300,555.45
ExpType: 70 - Debt Service						
210-9500-701700 BOND PRINCIPAL PAYMENT	0.00	0.00	335,000.00	335,000.00	335,000.00	-335,000.00
210-9500-701730 LEASES PAYABLE PRINCIPAL	0.00	0.00	182,721.63	896,501.33	896,501.33	-896,501.33
210-9500-702701 BOND INTEREST EXPENSE	0.00	0.00	146,300.00	146,300.00	146,300.00	-146,300.00
210-9500-702731 LEASES PAYABLE INTEREST	0.00	0.00	14,963.31	78,818.88	78,818.88	-78,818.88
ExpType: 70 - Debt Service Total:	0.00	0.00	678,984.94	1,456,620.21	1,456,620.21	-1,456,620.21
Division: 9500 - Non-Departmental Total:	0.00	0.00	679,135.94	1,828,283.60	1,828,283.60	-1,828,283.60
Expense Total:	0.00	0.00	1,795,314.80	6,717,346.35	8,580,728.73	-8,580,728.73
Fund: 210 - SOLID WASTE MANAGEMENT FUND Total:	0.00	0.00	1,795,314.80	6,717,346.35	8,580,728.73	-8,580,728.73

Unaudited Income Statement - Expenses

For Fiscal: 2022-2023 Period Ending: 02/28/2023

		Original Total Budget	Current Total Budget	MTD Activity	YTD Activity	YTD Activity + Encumbrances	Budget Remaining
Fund: 220 - EDINBURG INTERNATIONAL AIRPORT							
Expense							
Division: 7000 - Aviation							
ExpType: 50 - Personnel Services							
220-7000-501100	SALARIES	0.00	0.00	28,282.08	147,767.43	147,767.43	-147,767.43
220-7000-501101	LONGEVITY	0.00	0.00	280.00	2,198.00	2,198.00	-2,198.00
220-7000-501102	OVERTIME	0.00	0.00	442.11	2,193.46	2,193.46	-2,193.46
220-7000-501106	VEHICLE ALLOWANCE	0.00	0.00	323.08	1,776.94	1,776.94	-1,776.94
220-7000-502100	TAXES	0.00	0.00	2,221.06	11,603.58	11,603.58	-11,603.58
220-7000-502101	RETIREMENT	0.00	0.00	4,334.59	22,612.31	22,612.31	-22,612.31
220-7000-502102	GROUP INSURANCE	0.00	0.00	5,489.04	26,097.58	26,097.58	-26,097.58
220-7000-502103	DISABILITY INSURANCE	0.00	0.00	76.26	400.37	400.37	-400.37
220-7000-502104	WORKERS COMPENSATION INS	0.00	0.00	730.00	2,605.00	2,605.00	-2,605.00
ExpType: 50 - Personnel Services Total:		0.00	0.00	42,178.22	217,254.67	217,254.67	-217,254.67
ExpType: 51 - Contractual and Maintenance Services							
220-7000-512210	COMMUNICATIONS SERVICE AGREEME...	0.00	0.00	1,159.93	6,821.37	6,821.37	-6,821.37
220-7000-512220	UTILITIES	0.00	0.00	3,347.15	13,074.37	13,074.37	-13,074.37
220-7000-512230	PRINTING	0.00	0.00	219.00	390.00	390.00	-390.00
220-7000-512240	RENTS & CONTRACTUALS	0.00	0.00	7,058.75	123,456.40	173,164.65	-173,164.65
220-7000-513200	TRAVEL, TRAINING, MEETINGS	0.00	0.00	0.00	595.00	595.00	-595.00
220-7000-513210	MEMBERSHIP DUES, SUBSCR	0.00	0.00	0.00	274.00	274.00	-274.00
220-7000-513300	MOTOR VEHICLES - MAINTENANCE	0.00	0.00	694.47	1,600.73	1,600.73	-1,600.73
220-7000-513302	MACHINES & EQUIPMENT	0.00	0.00	671.13	1,941.80	1,941.80	-1,941.80
220-7000-513309	OTHER	0.00	0.00	5,701.85	48,092.86	54,319.30	-54,319.30
ExpType: 51 - Contractual and Maintenance Services Total:		0.00	0.00	18,852.28	196,246.53	252,181.22	-252,181.22
ExpType: 52 - Supplies, Materials and Small Equipment							
220-7000-521300	OFFICE SUPPLIES	0.00	0.00	245.61	1,561.07	1,561.07	-1,561.07
220-7000-522205	MARKETING AND ADVERTISING	0.00	0.00	267.90	547.20	547.20	-547.20
220-7000-522300	WEARING APPAREL	0.00	0.00	487.81	2,257.91	2,916.33	-2,916.33
220-7000-522303	RECREATION & EDUCATION	0.00	0.00	0.00	900.00	900.00	-900.00
220-7000-522304	FOOD	0.00	0.00	97.96	601.34	601.34	-601.34
220-7000-522305	MOTOR VEHICLE FUEL	0.00	0.00	615.77	4,212.32	11,953.64	-11,953.64
220-7000-522307	CHEMICALS-MEDICAL & LAB	0.00	0.00	227.76	1,663.99	1,663.99	-1,663.99
220-7000-522308	OFFICE HARDWARE AND RELATED SOF...	0.00	0.00	14.98	316.48	316.48	-316.48
220-7000-522316	MOTOR VEHICLES - SUPPLIES	0.00	0.00	0.00	710.26	710.26	-710.26
220-7000-523302	MACHINES & EQUIPMENT	0.00	0.00	550.99	825.41	825.41	-825.41
ExpType: 52 - Supplies, Materials and Small Equipment Total:		0.00	0.00	2,508.78	13,595.98	21,995.72	-21,995.72
ExpType: 60 - Capital Outlay							
220-7000-603500	BUILDING AND STRUCTURES	0.00	0.00	0.00	0.00	117,467.00	-117,467.00
220-7000-605590	OTHER CAPITAL OUTLAY	0.00	0.00	0.00	20,000.00	20,000.00	-20,000.00
ExpType: 60 - Capital Outlay Total:		0.00	0.00	0.00	20,000.00	137,467.00	-137,467.00
Division: 7000 - Aviation Total:		0.00	0.00	63,539.28	447,097.18	628,898.61	-628,898.61
Division: 9500 - Non-Departmental							
ExpType: 51 - Contractual and Maintenance Services							
220-9500-513230	CREDIT CARD MERCHANT CHARGES	0.00	0.00	4,169.25	19,037.23	19,037.23	-19,037.23
ExpType: 51 - Contractual and Maintenance Services Total:		0.00	0.00	4,169.25	19,037.23	19,037.23	-19,037.23
ExpType: 55 - Non-Dept - Other							
220-9500-551402	GENERAL INSURANCE	0.00	0.00	0.00	70,991.29	70,991.29	-70,991.29
220-9500-551413	JET FUEL FOR RESALE	0.00	0.00	119,040.62	366,598.75	366,598.75	-366,598.75
ExpType: 55 - Non-Dept - Other Total:		0.00	0.00	119,040.62	437,590.04	437,590.04	-437,590.04
ExpType: 70 - Debt Service							
220-9500-701730	LEASES PAYABLE PRINCIPAL	0.00	0.00	16,667.92	80,409.09	80,409.09	-80,409.09

Unaudited Income Statement - Expenses
For Fiscal: 2022-2023 Period Ending: 02/28/2023

		Original Total Budget	Current Total Budget	MTD Activity	YTD Activity	YTD Activity + Encumbrances	Budget Remaining
220-9500-702731	LEASES PAYABLE INTEREST	0.00	0.00	1,822.16	9,474.51	9,474.51	-9,474.51
	ExpType: 70 - Debt Service Total:	0.00	0.00	18,490.08	89,883.60	89,883.60	-89,883.60
	Division: 9500 - Non-Departmental Total:	0.00	0.00	141,699.95	546,510.87	546,510.87	-546,510.87
	Expense Total:	0.00	0.00	205,239.23	993,608.05	1,175,409.48	-1,175,409.48
	Fund: 220 - EDINBURG INTERNATIONAL AIRPORT Total:	0.00	0.00	205,239.23	993,608.05	1,175,409.48	-1,175,409.48
Fund: 230 - EBONY GOLF COURSE FUND							
Expense							
Division: 7100 - Ebony Golf Course							
ExpType: 50 - Personnel Services							
230-7100-501100	SALARIES	0.00	0.00	13,910.73	68,021.89	68,021.89	-68,021.89
230-7100-501101	LONGEVITY	0.00	0.00	252.00	1,372.00	1,372.00	-1,372.00
230-7100-501102	OVERTIME	0.00	0.00	64.58	88.01	88.01	-88.01
230-7100-501110	PART-TIME WAGES	0.00	0.00	2,538.71	13,098.28	13,098.28	-13,098.28
230-7100-502100	TAXES	0.00	0.00	1,264.18	6,189.66	6,189.66	-6,189.66
230-7100-502101	RETIREMENT	0.00	0.00	2,333.44	11,236.03	11,236.03	-11,236.03
230-7100-502102	GROUP INSURANCE	0.00	0.00	3,954.96	16,824.00	16,824.00	-16,824.00
230-7100-502103	DISABILITY INSURANCE	0.00	0.00	36.96	180.51	180.51	-180.51
230-7100-502104	WORKERS COMPENSATION INS	0.00	0.00	584.00	2,383.00	2,383.00	-2,383.00
	ExpType: 50 - Personnel Services Total:	0.00	0.00	24,939.56	119,393.38	119,393.38	-119,393.38
ExpType: 51 - Contractual and Maintenance Services							
230-7100-512210	COMMUNICATIONS SERVICE AGREEME...	0.00	0.00	47.32	261.96	261.96	-261.96
230-7100-512220	UTILITIES	0.00	0.00	1,587.38	7,863.26	7,863.26	-7,863.26
230-7100-512240	RENTS & CONTRACTUALS	0.00	0.00	225.16	3,664.00	6,557.76	-6,557.76
230-7100-513210	MEMBERSHIP DUES, SUBSCR	0.00	0.00	290.55	1,012.05	1,012.05	-1,012.05
230-7100-513302	MACHINES & EQUIPMENT	0.00	0.00	1,488.51	9,597.41	9,597.41	-9,597.41
	ExpType: 51 - Contractual and Maintenance Services Total:	0.00	0.00	3,638.92	22,398.68	25,292.44	-25,292.44
ExpType: 52 - Supplies, Materials and Small Equipment							
230-7100-521300	OFFICE SUPPLIES	0.00	0.00	0.00	75.48	75.48	-75.48
230-7100-522300	WEARING APPAREL	0.00	0.00	0.00	1,105.15	1,105.15	-1,105.15
230-7100-522301	TOOLS	0.00	0.00	1,249.67	3,710.17	3,710.17	-3,710.17
230-7100-522302	BOTANICAL & AGRICULTURAL	0.00	0.00	869.12	2,005.12	2,005.12	-2,005.12
230-7100-522305	MOTOR VEHICLE FUEL	0.00	0.00	0.00	914.60	9,746.56	-9,746.56
230-7100-522307	CHEMICALS-MEDICAL & LAB	0.00	0.00	0.00	4,890.92	4,890.92	-4,890.92
230-7100-523301	OFFICE FURNITURE	0.00	0.00	0.00	166.68	166.68	-166.68
	ExpType: 52 - Supplies, Materials and Small Equipment Total:	0.00	0.00	2,118.79	12,868.12	21,700.08	-21,700.08
ExpType: 60 - Capital Outlay							
230-7100-605500	MACHINES & EQUIPMENT	0.00	0.00	0.00	0.00	-42,156.23	42,156.23
	ExpType: 60 - Capital Outlay Total:	0.00	0.00	0.00	0.00	-42,156.23	42,156.23
	Division: 7100 - Ebony Golf Course Total:	0.00	0.00	30,697.27	154,660.18	124,229.67	-124,229.67
Division: 9500 - Non-Departmental							
ExpType: 51 - Contractual and Maintenance Services							
230-9500-513230	CREDIT CARD MERCHANT CHARGES	0.00	0.00	0.00	1,441.02	1,441.02	-1,441.02
	ExpType: 51 - Contractual and Maintenance Services Total:	0.00	0.00	0.00	1,441.02	1,441.02	-1,441.02
ExpType: 55 - Non-Dept - Other							
230-9500-551401	FLAT RATE ASSESSMENT	0.00	0.00	0.00	1,226.60	1,226.60	-1,226.60
230-9500-551402	GENERAL INSURANCE	0.00	0.00	0.00	6,525.16	6,525.16	-6,525.16
230-9500-551421	PURCHASES FOR RESALE	0.00	0.00	1,446.15	8,814.08	8,814.08	-8,814.08
230-9500-551422	PURCH FOR RESALE RSTRNT	0.00	0.00	457.24	2,502.61	9,307.70	-9,307.70
	ExpType: 55 - Non-Dept - Other Total:	0.00	0.00	1,903.39	19,068.45	25,873.54	-25,873.54
ExpType: 70 - Debt Service							
230-9500-701730	LEASES PAYABLE PRINCIPAL	0.00	0.00	3,059.67	15,265.08	15,265.08	-15,265.08

Unaudited Income Statement - Expenses
For Fiscal: 2022-2023 Period Ending: 02/28/2023

		Original Total Budget	Current Total Budget	MTD Activity	YTD Activity	YTD Activity + Encumbrances	Budget Remaining
230-9500-702731	LEASES PAYABLE INTEREST	0.00	0.00	116.08	613.64	613.64	-613.64
	ExpType: 70 - Debt Service Total:	0.00	0.00	3,175.75	15,878.72	15,878.72	-15,878.72
	Division: 9500 - Non-Departmental Total:	0.00	0.00	5,079.14	36,388.19	43,193.28	-43,193.28
	Expense Total:	0.00	0.00	35,776.41	191,048.37	167,422.95	-167,422.95
	Fund: 230 - EBONY GOLF COURSE FUND Total:	0.00	0.00	35,776.41	191,048.37	167,422.95	-167,422.95
Fund: 240 - LOS LAGOS GOLF CLUB FUND							
Expense							
Division: 7200 - Los Lagos Golf Club							
ExpType: 50 - Personnel Services							
240-7200-501100	SALARIES	0.00	0.00	53,176.05	296,812.01	296,812.01	-296,812.01
240-7200-501101	LONGEVITY	0.00	0.00	2,674.00	14,322.00	14,322.00	-14,322.00
240-7200-501102	OVERTIME	0.00	0.00	196.49	1,454.04	1,454.04	-1,454.04
240-7200-501110	PART-TIME WAGES	0.00	0.00	11,427.39	65,331.67	65,331.67	-65,331.67
240-7200-502100	TAXES	0.00	0.00	5,090.30	28,387.32	28,387.32	-28,387.32
240-7200-502101	RETIREMENT	0.00	0.00	9,340.68	51,779.58	51,779.58	-51,779.58
240-7200-502102	GROUP INSURANCE	0.00	0.00	12,048.80	60,744.64	60,744.64	-60,744.64
240-7200-502103	DISABILITY INSURANCE	0.00	0.00	145.74	812.74	812.74	-812.74
240-7200-502104	WORKERS COMPENSATION INS	0.00	0.00	2,261.00	14,478.00	14,478.00	-14,478.00
	ExpType: 50 - Personnel Services Total:	0.00	0.00	96,360.45	534,122.00	534,122.00	-534,122.00
ExpType: 51 - Contractual and Maintenance Services							
240-7200-512210	COMMUNICATIONS SERVICE AGREEME...	0.00	0.00	567.57	12,833.64	12,833.64	-12,833.64
240-7200-512220	UTILITIES	0.00	0.00	4,325.98	17,393.34	17,393.34	-17,393.34
240-7200-512240	RENTS & CONTRACTUALS	0.00	0.00	6,965.86	40,874.06	86,232.37	-86,232.37
240-7200-513200	TRAVEL, TRAINING, MEETINGS	0.00	0.00	178.41	1,064.45	1,064.45	-1,064.45
240-7200-513210	MEMBERSHIP DUES, SUBSCR	0.00	0.00	325.00	4,269.26	4,269.26	-4,269.26
240-7200-513290	OTHER	0.00	0.00	0.00	775.00	775.00	-775.00
240-7200-513300	MOTOR VEHICLES - MAINTENANCE	0.00	0.00	0.00	3,187.85	3,187.85	-3,187.85
240-7200-513302	MACHINES & EQUIPMENT	0.00	0.00	8,311.31	19,699.42	20,601.97	-20,601.97
	ExpType: 51 - Contractual and Maintenance Services Total:	0.00	0.00	20,674.13	100,097.02	146,357.88	-146,357.88
ExpType: 52 - Supplies, Materials and Small Equipment							
240-7200-521300	OFFICE SUPPLIES	0.00	0.00	894.41	1,956.69	1,956.69	-1,956.69
240-7200-522300	WEARING APPAREL	0.00	0.00	0.00	1,662.50	1,662.50	-1,662.50
240-7200-522301	TOOLS	0.00	0.00	1,804.66	5,809.03	5,809.03	-5,809.03
240-7200-522302	BOTANICAL & AGRICULTURAL	0.00	0.00	11,869.14	50,915.41	63,791.23	-63,791.23
240-7200-522305	MOTOR VEHICLE FUEL	0.00	0.00	810.85	5,412.54	15,205.83	-15,205.83
240-7200-522306	JANITORIAL	0.00	0.00	240.03	673.55	723.54	-723.54
240-7200-522312	BUILDING	0.00	0.00	1,415.09	5,359.58	5,359.58	-5,359.58
240-7200-522316	MOTOR VEHICLES - SUPPLIES	0.00	0.00	542.02	542.02	542.02	-542.02
240-7200-523302	MACHINES & EQUIPMENT	0.00	0.00	0.00	2,213.14	2,213.14	-2,213.14
240-7200-525340	WATER & SANITARY SEWER	0.00	0.00	1,637.63	3,450.54	3,450.54	-3,450.54
	ExpType: 52 - Supplies, Materials and Small Equipment Total:	0.00	0.00	19,213.83	77,995.00	100,714.10	-100,714.10
ExpType: 60 - Capital Outlay							
240-7200-605500	MACHINES & EQUIPMENT	0.00	0.00	20,999.00	20,999.00	2,476.77	-2,476.77
240-7200-605590	OTHER CAPITAL OUTLAY	0.00	0.00	0.00	14,539.35	40.35	-40.35
	ExpType: 60 - Capital Outlay Total:	0.00	0.00	20,999.00	35,538.35	2,517.12	-2,517.12
	Division: 7200 - Los Lagos Golf Club Total:	0.00	0.00	157,247.41	747,752.37	783,711.10	-783,711.10
Division: 9500 - Non-Departmental							
ExpType: 51 - Contractual and Maintenance Services							
240-9500-513230	CREDIT CARD MERCHANT CHARGES	0.00	0.00	0.00	8,096.19	8,096.19	-8,096.19
	ExpType: 51 - Contractual and Maintenance Services Total:	0.00	0.00	0.00	8,096.19	8,096.19	-8,096.19
ExpType: 55 - Non-Dept - Other							
240-9500-551401	FLAT RATE ASSESSMENT	0.00	0.00	0.00	2,447.40	2,447.40	-2,447.40
240-9500-551402	GENERAL INSURANCE	0.00	0.00	0.00	20,624.19	20,624.19	-20,624.19
240-9500-551421	PURCHASES FOR RESALE	0.00	0.00	16,910.29	39,436.03	80,936.97	-80,936.97
240-9500-551422	PURCH FOR RESALE RSTRNT	0.00	0.00	9,576.22	60,738.82	76,402.27	-76,402.27
	ExpType: 55 - Non-Dept - Other Total:	0.00	0.00	26,486.51	123,246.44	180,410.83	-180,410.83

Unaudited Income Statement - Expenses

For Fiscal: 2022-2023 Period Ending: 02/28/2023

	Original Total Budget	Current Total Budget	MTD Activity	YTD Activity	YTD Activity + Encumbrances	Budget Remaining
ExpType: 70 - Debt Service						
240-9500-701700 BOND PRINCIPAL PAYMENT	0.00	0.00	361,915.76	361,915.76	361,915.76	-361,915.76
240-9500-701730 LEASES PAYABLE PRINCIPAL	0.00	0.00	7,260.88	36,830.42	36,830.42	-36,830.42
240-9500-702701 BOND INTEREST EXPENSE	0.00	0.00	18,647.06	18,647.06	18,647.06	-18,647.06
240-9500-702731 LEASES PAYABLE INTEREST	0.00	0.00	517.22	2,650.99	2,650.99	-2,650.99
ExpType: 70 - Debt Service Total:	0.00	0.00	388,340.92	420,044.23	420,044.23	-420,044.23
Division: 9500 - Non-Departmental Total:	0.00	0.00	414,827.43	551,386.86	608,551.25	-608,551.25
Expense Total:	0.00	0.00	572,074.84	1,299,139.23	1,392,262.35	-1,392,262.35
Fund: 240 - LOS LAGOS GOLF CLUB FUND Total:	0.00	0.00	572,074.84	1,299,139.23	1,392,262.35	-1,392,262.35
Report Surplus (Deficit):	0.00	0.00	-18,221,491.17	-58,287,067.01	-61,084,498.56	

Group Summary

ExpType	Original Total Budget	Current Total Budget	MTD Activity	YTD Activity	YTD Activity + Encumbrances	Budget Remaining
Fund: 100 - GENERAL FUND						
Expense						
Division: 0100 - Mayor & Council						
50 - Personnel Services	0.00	0.00	10,819.61	21,222.89	21,222.89	-21,222.89
51 - Contractual and Maintenance Services	0.00	0.00	32,229.72	46,709.12	81,709.12	-81,709.12
52 - Supplies, Materials and Small Equipment	0.00	0.00	696.19	1,905.73	1,905.73	-1,905.73
Division: 0100 - Mayor & Council Total:	0.00	0.00	43,745.52	69,837.74	104,837.74	-104,837.74
Division: 0200 - City Manager						
50 - Personnel Services	0.00	0.00	96,536.23	527,542.78	527,542.78	-527,542.78
51 - Contractual and Maintenance Services	0.00	0.00	2,776.96	135,212.63	145,724.63	-145,724.63
52 - Supplies, Materials and Small Equipment	0.00	0.00	336.01	3,353.13	3,353.13	-3,353.13
80 - Grants Incentives	0.00	0.00	869.88	47,062.68	47,062.68	-47,062.68
Division: 0200 - City Manager Total:	0.00	0.00	100,519.08	713,171.22	723,683.22	-723,683.22
Division: 0300 - Legal						
50 - Personnel Services	0.00	0.00	7,508.77	40,347.38	40,347.38	-40,347.38
51 - Contractual and Maintenance Services	0.00	0.00	10,295.71	34,806.72	34,806.72	-34,806.72
52 - Supplies, Materials and Small Equipment	0.00	0.00	202.92	1,050.04	5,346.04	-5,346.04
Division: 0300 - Legal Total:	0.00	0.00	18,007.40	76,204.14	80,500.14	-80,500.14
Division: 0400 - City Secretary						
50 - Personnel Services	0.00	0.00	37,276.16	201,610.28	201,610.28	-201,610.28
51 - Contractual and Maintenance Services	0.00	0.00	598.05	6,592.44	30,000.39	-30,000.39
52 - Supplies, Materials and Small Equipment	0.00	0.00	799.30	3,606.95	3,606.95	-3,606.95
Division: 0400 - City Secretary Total:	0.00	0.00	38,673.51	211,809.67	235,217.62	-235,217.62
Division: 0500 - Finance						
50 - Personnel Services	0.00	0.00	84,368.81	500,399.22	500,399.22	-500,399.22
51 - Contractual and Maintenance Services	0.00	0.00	5,408.00	20,623.05	65,807.05	-65,807.05
52 - Supplies, Materials and Small Equipment	0.00	0.00	672.41	2,960.57	8,224.64	-8,224.64
Division: 0500 - Finance Total:	0.00	0.00	90,449.22	523,982.84	574,430.91	-574,430.91
Division: 0600 - Human Resources						
50 - Personnel Services	0.00	0.00	75,316.29	393,121.10	393,121.10	-393,121.10
51 - Contractual and Maintenance Services	0.00	0.00	10,832.73	60,596.44	90,926.69	-90,926.69
52 - Supplies, Materials and Small Equipment	0.00	0.00	3,072.64	20,398.45	22,985.45	-22,985.45
Division: 0600 - Human Resources Total:	0.00	0.00	89,221.66	474,115.99	507,033.24	-507,033.24
Division: 0700 - Municipal Court						
50 - Personnel Services	0.00	0.00	74,748.74	396,443.43	396,443.43	-396,443.43
51 - Contractual and Maintenance Services	0.00	0.00	40.70	19,773.70	37,485.70	-37,485.70
52 - Supplies, Materials and Small Equipment	0.00	0.00	400.35	3,489.53	3,489.53	-3,489.53
60 - Capital Outlay	0.00	0.00	0.00	0.00	-56,520.00	56,520.00
Division: 0700 - Municipal Court Total:	0.00	0.00	75,189.79	419,706.66	380,898.66	-380,898.66
Division: 0800 - Engineering						
50 - Personnel Services	0.00	0.00	91,445.37	465,979.56	465,979.56	-465,979.56
51 - Contractual and Maintenance Services	0.00	0.00	2,488.94	32,287.52	47,735.52	-47,735.52
52 - Supplies, Materials and Small Equipment	0.00	0.00	1,263.64	21,264.79	26,023.79	-26,023.79
60 - Capital Outlay	0.00	0.00	0.00	14,424.91	14,424.91	-14,424.91
Division: 0800 - Engineering Total:	0.00	0.00	95,197.95	533,956.78	554,163.78	-554,163.78
Division: 0900 - Planning & Zoning						
50 - Personnel Services	0.00	0.00	54,017.65	295,422.31	295,422.31	-295,422.31
51 - Contractual and Maintenance Services	0.00	0.00	2,691.71	18,223.62	27,199.62	-27,199.62
52 - Supplies, Materials and Small Equipment	0.00	0.00	1,658.47	4,477.91	4,477.91	-4,477.91
Division: 0900 - Planning & Zoning Total:	0.00	0.00	58,367.83	318,123.84	327,099.84	-327,099.84
Division: 1000 - Information Technology						
50 - Personnel Services	0.00	0.00	92,847.31	479,391.89	479,391.89	-479,391.89
51 - Contractual and Maintenance Services	0.00	0.00	189,019.25	320,188.72	368,669.17	-368,669.17
52 - Supplies, Materials and Small Equipment	0.00	0.00	38,107.39	52,033.70	52,033.70	-52,033.70

Unaudited Income Statement - Expenses

For Fiscal: 2022-2023 Period Ending: 02/28/2023

ExpType	Original Total Budget	Current Total Budget	MTD Activity	YTD Activity	YTD Activity + Encumbrances	Budget Remaining
60 - Capital Outlay	0.00	0.00	0.00	38,478.24	0.00	0.00
Division: 1000 - Information Technology Total:	0.00	0.00	319,973.95	890,092.55	900,094.76	-900,094.76
Division: 1100 - Communications and Media						
50 - Personnel Services	0.00	0.00	50,213.22	309,133.70	309,133.70	-309,133.70
51 - Contractual and Maintenance Services	0.00	0.00	1,401.42	26,922.03	26,922.03	-26,922.03
52 - Supplies, Materials and Small Equipment	0.00	0.00	2,235.56	5,518.09	5,518.09	-5,518.09
Division: 1100 - Communications and Media Total:	0.00	0.00	53,850.20	341,573.82	341,573.82	-341,573.82
Division: 1600 - City Hall						
51 - Contractual and Maintenance Services	0.00	0.00	13,260.01	43,161.54	104,706.79	-104,706.79
52 - Supplies, Materials and Small Equipment	0.00	0.00	350.63	1,012.70	3,516.05	-3,516.05
Division: 1600 - City Hall Total:	0.00	0.00	13,610.64	44,174.24	108,222.84	-108,222.84
Division: 2000 - Police						
50 - Personnel Services	0.00	0.00	1,922,540.46	10,240,687.12	10,240,687.12	-10,240,687.12
51 - Contractual and Maintenance Services	0.00	0.00	184,741.24	607,838.74	845,894.01	-845,894.01
52 - Supplies, Materials and Small Equipment	0.00	0.00	73,351.06	276,024.91	791,563.30	-791,563.30
60 - Capital Outlay	0.00	0.00	165,324.00	300,213.72	0.00	0.00
Division: 2000 - Police Total:	0.00	0.00	2,345,956.76	11,424,764.49	11,878,144.43	-11,878,144.43
Division: 2500 - Fire						
50 - Personnel Services	0.00	0.00	544,364.27	3,145,706.65	3,145,706.65	-3,145,706.65
51 - Contractual and Maintenance Services	0.00	0.00	65,360.73	188,185.70	212,883.91	-212,883.91
52 - Supplies, Materials and Small Equipment	0.00	0.00	34,006.24	138,307.64	290,344.84	-290,344.84
60 - Capital Outlay	0.00	0.00	0.00	100,671.21	170,500.25	-170,500.25
Division: 2500 - Fire Total:	0.00	0.00	643,731.24	3,572,871.20	3,819,435.65	-3,819,435.65
Division: 2501 - Fire Prevention						
50 - Personnel Services	0.00	0.00	80,095.41	447,888.07	447,888.07	-447,888.07
51 - Contractual and Maintenance Services	0.00	0.00	5,589.91	16,843.85	17,480.85	-17,480.85
52 - Supplies, Materials and Small Equipment	0.00	0.00	4,482.17	29,081.53	29,081.53	-29,081.53
Division: 2501 - Fire Prevention Total:	0.00	0.00	90,167.49	493,813.45	494,450.45	-494,450.45
Division: 3000 - Public Works Administration						
50 - Personnel Services	0.00	0.00	35,710.55	194,404.25	194,404.25	-194,404.25
51 - Contractual and Maintenance Services	0.00	0.00	274.48	33,637.29	33,637.29	-33,637.29
52 - Supplies, Materials and Small Equipment	0.00	0.00	631.41	72,583.98	72,583.98	-72,583.98
Division: 3000 - Public Works Administration Total:	0.00	0.00	36,616.44	300,625.52	300,625.52	-300,625.52
Division: 3001 - Streets						
50 - Personnel Services	0.00	0.00	173,760.96	977,046.26	977,046.26	-977,046.26
51 - Contractual and Maintenance Services	0.00	0.00	114,590.88	563,984.61	627,312.95	-627,312.95
52 - Supplies, Materials and Small Equipment	0.00	0.00	40,623.89	179,460.69	212,635.04	-212,635.04
60 - Capital Outlay	0.00	0.00	0.00	165,503.00	0.00	0.00
Division: 3001 - Streets Total:	0.00	0.00	328,975.73	1,885,994.56	1,816,994.25	-1,816,994.25
Division: 3002 - ROW						
50 - Personnel Services	0.00	0.00	126,060.97	613,875.24	613,875.24	-613,875.24
51 - Contractual and Maintenance Services	0.00	0.00	5,407.20	81,074.03	86,426.03	-86,426.03
52 - Supplies, Materials and Small Equipment	0.00	0.00	14,565.97	88,541.11	98,534.94	-98,534.94
60 - Capital Outlay	0.00	0.00	0.00	38,849.32	-26,259.00	26,259.00
Division: 3002 - ROW Total:	0.00	0.00	146,034.14	822,339.70	772,577.21	-772,577.21
Division: 4000 - Parks						
50 - Personnel Services	0.00	0.00	187,615.57	1,006,712.25	1,006,712.25	-1,006,712.25
51 - Contractual and Maintenance Services	0.00	0.00	6,265.97	70,447.52	89,095.52	-89,095.52
52 - Supplies, Materials and Small Equipment	0.00	0.00	54,035.96	239,382.55	251,038.59	-251,038.59
60 - Capital Outlay	0.00	0.00	0.00	215,625.00	675.00	-675.00
Division: 4000 - Parks Total:	0.00	0.00	247,917.50	1,532,167.32	1,347,521.36	-1,347,521.36
Division: 4002 - Recreation						
50 - Personnel Services	0.00	0.00	165,468.90	785,353.65	785,353.65	-785,353.65
51 - Contractual and Maintenance Services	0.00	0.00	68,839.43	116,293.51	155,107.53	-155,107.53
52 - Supplies, Materials and Small Equipment	0.00	0.00	56,894.33	134,593.49	185,610.29	-185,610.29

Unaudited Income Statement - Expenses
For Fiscal: 2022-2023 Period Ending: 02/28/2023

ExpType	Original Total Budget	Current Total Budget	MTD Activity	YTD Activity	YTD Activity + Encumbrances	Budget Remaining
60 - Capital Outlay	0.00	0.00	0.00	53,000.00	0.00	0.00
Division: 4002 - Recreation Total:	0.00	0.00	291,202.66	1,089,240.65	1,126,071.47	-1,126,071.47
Division: 4003 - World Birding Center						
50 - Personnel Services	0.00	0.00	46,465.25	234,671.44	234,671.44	-234,671.44
51 - Contractual and Maintenance Services	0.00	0.00	5,484.46	20,523.85	43,803.85	-43,803.85
52 - Supplies, Materials and Small Equipment	0.00	0.00	6,226.86	21,278.51	21,839.13	-21,839.13
55 - Non-Dept - Other	0.00	0.00	1,465.54	4,842.00	5,579.00	-5,579.00
60 - Capital Outlay	0.00	0.00	20,493.69	36,931.23	36,931.23	-36,931.23
Division: 4003 - World Birding Center Total:	0.00	0.00	80,135.80	318,247.03	342,824.65	-342,824.65
Division: 4004 - Bldg Maint						
50 - Personnel Services	0.00	0.00	119,130.50	747,506.26	747,506.26	-747,506.26
51 - Contractual and Maintenance Services	0.00	0.00	127,630.10	445,329.15	368,665.90	-368,665.90
52 - Supplies, Materials and Small Equipment	0.00	0.00	5,135.05	98,847.52	104,738.68	-104,738.68
60 - Capital Outlay	0.00	0.00	0.00	130,153.50	-3,904.61	3,904.61
Division: 4004 - Bldg Maint Total:	0.00	0.00	251,895.65	1,421,836.43	1,217,006.23	-1,217,006.23
Division: 4100 - Library						
50 - Personnel Services	0.00	0.00	138,056.18	766,915.01	766,915.01	-766,915.01
51 - Contractual and Maintenance Services	0.00	0.00	7,697.04	114,776.65	163,707.91	-163,707.91
52 - Supplies, Materials and Small Equipment	0.00	0.00	17,177.57	71,147.71	90,283.77	-90,283.77
55 - Non-Dept - Other	0.00	0.00	2,272.04	10,061.00	10,061.00	-10,061.00
Division: 4100 - Library Total:	0.00	0.00	165,202.83	962,900.37	1,030,967.69	-1,030,967.69
Division: 5000 - Grants Administration						
50 - Personnel Services	0.00	0.00	35,478.87	188,968.81	188,968.81	-188,968.81
51 - Contractual and Maintenance Services	0.00	0.00	210.94	6,753.35	11,049.35	-11,049.35
52 - Supplies, Materials and Small Equipment	0.00	0.00	122.76	959.54	959.54	-959.54
Division: 5000 - Grants Administration Total:	0.00	0.00	35,812.57	196,681.70	200,977.70	-200,977.70
Division: 5900 - Building Safety						
50 - Personnel Services	0.00	0.00	152,015.51	808,447.10	808,447.10	-808,447.10
51 - Contractual and Maintenance Services	0.00	0.00	8,076.95	157,941.70	166,917.70	-166,917.70
52 - Supplies, Materials and Small Equipment	0.00	0.00	9,383.79	23,754.46	23,754.46	-23,754.46
Division: 5900 - Building Safety Total:	0.00	0.00	169,476.25	990,143.26	999,119.26	-999,119.26
Division: 8000 - EEDC Administration						
50 - Personnel Services	0.00	0.00	146.00	3,307.62	3,307.62	-3,307.62
51 - Contractual and Maintenance Services	0.00	0.00	0.00	241.35	241.35	-241.35
Division: 8000 - EEDC Administration Total:	0.00	0.00	146.00	3,548.97	3,548.97	-3,548.97
Division: 9500 - Non-Departmental						
51 - Contractual and Maintenance Services	0.00	0.00	89,502.67	1,250,261.03	1,436,927.18	-1,436,927.18
55 - Non-Dept - Other	0.00	0.00	7,459.79	1,171,568.30	1,171,568.30	-1,171,568.30
70 - Debt Service	0.00	0.00	292,033.45	1,568,999.98	1,568,999.98	-1,568,999.98
Division: 9500 - Non-Departmental Total:	0.00	0.00	388,995.91	3,990,829.31	4,177,495.46	-4,177,495.46
Expense Total:	0.00	0.00	6,219,073.72	33,622,753.45	34,365,516.87	-34,365,516.87
Fund: 100 - GENERAL FUND Total:	0.00	0.00	6,219,073.72	33,622,753.45	34,365,516.87	-34,365,516.87
Fund: 113 - HOTEL OCCUPANCY TAX FUND						
Expense						
Division: 9500 - Non-Departmental						
51 - Contractual and Maintenance Services	0.00	0.00	0.00	2,516.40	2,516.40	-2,516.40
55 - Non-Dept - Other	0.00	0.00	3,555.52	64,350.47	64,350.47	-64,350.47
60 - Capital Outlay	0.00	0.00	0.00	3,225.50	3,225.50	-3,225.50
80 - Grants Incentives	0.00	0.00	33,750.63	132,009.97	312,842.82	-312,842.82
Division: 9500 - Non-Departmental Total:	0.00	0.00	37,306.15	202,102.34	382,935.19	-382,935.19
Expense Total:	0.00	0.00	37,306.15	202,102.34	382,935.19	-382,935.19
Fund: 113 - HOTEL OCCUPANCY TAX FUND Total:	0.00	0.00	37,306.15	202,102.34	382,935.19	-382,935.19

Unaudited Income Statement - Expenses

For Fiscal: 2022-2023 Period Ending: 02/28/2023

ExpType	Original Total Budget	Current Total Budget	MTD Activity	YTD Activity	YTD Activity + Encumbrances	Budget Remaining
Fund: 150 - DEBT SERVICE FUND						
Expense						
Division: 9500 - Non-Departmental						
70 - Debt Service	0.00	0.00	6,139,987.20	6,140,487.20	6,140,487.20	-6,140,487.20
Division: 9500 - Non-Departmental Total:	0.00	0.00	6,139,987.20	6,140,487.20	6,140,487.20	-6,140,487.20
Expense Total:	0.00	0.00	6,139,987.20	6,140,487.20	6,140,487.20	-6,140,487.20
Fund: 150 - DEBT SERVICE FUND Total:	0.00	0.00	6,139,987.20	6,140,487.20	6,140,487.20	-6,140,487.20
Fund: 200 - UTILITY FUND						
Expense						
Division: 0500 - Finance						
50 - Personnel Services	0.00	0.00	31,661.73	171,866.96	171,866.96	-171,866.96
51 - Contractual and Maintenance Services	0.00	0.00	12,731.91	75,314.52	105,211.02	-105,211.02
52 - Supplies, Materials and Small Equipment	0.00	0.00	1,288.91	5,114.73	3,011.63	-3,011.63
Division: 0500 - Finance Total:	0.00	0.00	45,682.55	252,296.21	280,089.61	-280,089.61
Division: 6000 - Utility Administration						
50 - Personnel Services	0.00	0.00	55,377.88	299,076.85	299,076.85	-299,076.85
51 - Contractual and Maintenance Services	0.00	0.00	822.40	4,349.64	39,520.19	-39,520.19
52 - Supplies, Materials and Small Equipment	0.00	0.00	789.10	3,665.02	3,665.02	-3,665.02
60 - Capital Outlay	0.00	0.00	12,000.00	21,000.00	0.00	0.00
Division: 6000 - Utility Administration Total:	0.00	0.00	68,989.38	328,091.51	342,262.06	-342,262.06
Division: 6100 - Water Plant						
50 - Personnel Services	0.00	0.00	95,642.77	553,623.43	553,623.43	-553,623.43
51 - Contractual and Maintenance Services	0.00	0.00	295,316.22	712,681.70	751,419.35	-751,419.35
52 - Supplies, Materials and Small Equipment	0.00	0.00	80,500.09	431,850.01	1,198,424.16	-1,198,424.16
60 - Capital Outlay	0.00	0.00	108,679.50	115,314.50	0.00	0.00
Division: 6100 - Water Plant Total:	0.00	0.00	580,138.58	1,813,469.64	2,503,466.94	-2,503,466.94
Division: 6200 - Waste Water Treatment Plant						
50 - Personnel Services	0.00	0.00	139,536.46	772,723.65	772,723.65	-772,723.65
51 - Contractual and Maintenance Services	0.00	0.00	155,047.64	455,860.05	498,229.71	-498,229.71
52 - Supplies, Materials and Small Equipment	0.00	0.00	71,995.92	197,342.23	296,019.35	-296,019.35
60 - Capital Outlay	0.00	0.00	28,785.00	621,787.82	196,247.00	-196,247.00
Division: 6200 - Waste Water Treatment Plant Total:	0.00	0.00	395,365.02	2,047,713.75	1,763,219.71	-1,763,219.71
Division: 6300 - Systems						
50 - Personnel Services	0.00	0.00	204,709.78	1,109,298.73	1,109,298.73	-1,109,298.73
51 - Contractual and Maintenance Services	0.00	0.00	108,421.63	311,946.59	474,619.27	-474,619.27
52 - Supplies, Materials and Small Equipment	0.00	0.00	253,173.25	331,790.74	398,454.06	-398,454.06
60 - Capital Outlay	0.00	0.00	0.00	60,813.05	131.00	-131.00
Division: 6300 - Systems Total:	0.00	0.00	566,304.66	1,813,849.11	1,982,503.06	-1,982,503.06
Division: 9500 - Non-Departmental						
51 - Contractual and Maintenance Services	0.00	0.00	0.00	176,831.00	176,831.00	-176,831.00
55 - Non-Dept - Other	0.00	0.00	-45.00	369,827.21	369,827.21	-369,827.21
70 - Debt Service	0.00	0.00	968,230.17	1,455,217.66	1,455,217.66	-1,455,217.66
Division: 9500 - Non-Departmental Total:	0.00	0.00	968,185.17	2,001,875.87	2,001,875.87	-2,001,875.87
Expense Total:	0.00	0.00	2,624,665.36	8,257,296.09	8,873,417.25	-8,873,417.25
Fund: 200 - UTILITY FUND Total:	0.00	0.00	2,624,665.36	8,257,296.09	8,873,417.25	-8,873,417.25
Fund: 201 - UTILITIES PROJECTS FUND						
Expense						
Division: 6200 - Waste Water Treatment Plant						
62 - Capital Projects - Enterprise	0.00	0.00	531,772.50	740,812.50	6,318.54	-6,318.54
Division: 6200 - Waste Water Treatment Plant Total:	0.00	0.00	531,772.50	740,812.50	6,318.54	-6,318.54
Division: 6300 - Systems						
62 - Capital Projects - Enterprise	0.00	0.00	60,280.96	122,473.43	0.00	0.00

Unaudited Income Statement - Expenses

For Fiscal: 2022-2023 Period Ending: 02/28/2023

ExpType	Original Total Budget	Current Total Budget	MTD Activity	YTD Activity	YTD Activity + Encumbrances	Budget Remaining
Division: 6300 - Systems Total:	0.00	0.00	60,280.96	122,473.43	0.00	0.00
Expense Total:	0.00	0.00	592,053.46	863,285.93	6,318.54	-6,318.54
Fund: 201 - UTILITIES PROJECTS FUND Total:	0.00	0.00	592,053.46	863,285.93	6,318.54	-6,318.54
Fund: 210 - SOLID WASTE MANAGEMENT FUND						
Expense						
Division: 6500 - Landfill						
50 - Personnel Services	0.00	0.00	486,180.01	2,652,317.25	2,652,317.25	-2,652,317.25
51 - Contractual and Maintenance Services	0.00	0.00	270,701.49	819,254.95	1,420,368.80	-1,420,368.80
52 - Supplies, Materials and Small Equipment	0.00	0.00	359,297.36	898,200.55	2,160,469.08	-2,160,469.08
60 - Capital Outlay	0.00	0.00	0.00	519,290.00	519,290.00	-519,290.00
Division: 6500 - Landfill Total:	0.00	0.00	1,116,178.86	4,889,062.75	6,752,445.13	-6,752,445.13
Division: 9500 - Non-Departmental						
51 - Contractual and Maintenance Services	0.00	0.00	0.00	71,107.94	71,107.94	-71,107.94
55 - Non-Dept - Other	0.00	0.00	151.00	300,555.45	300,555.45	-300,555.45
70 - Debt Service	0.00	0.00	678,984.94	1,456,620.21	1,456,620.21	-1,456,620.21
Division: 9500 - Non-Departmental Total:	0.00	0.00	679,135.94	1,828,283.60	1,828,283.60	-1,828,283.60
Expense Total:	0.00	0.00	1,795,314.80	6,717,346.35	8,580,728.73	-8,580,728.73
Fund: 210 - SOLID WASTE MANAGEMENT FUND Total:	0.00	0.00	1,795,314.80	6,717,346.35	8,580,728.73	-8,580,728.73
Fund: 220 - EDINBURG INTERNATIONAL AIRPORT						
Expense						
Division: 7000 - Aviation						
50 - Personnel Services	0.00	0.00	42,178.22	217,254.67	217,254.67	-217,254.67
51 - Contractual and Maintenance Services	0.00	0.00	18,852.28	196,246.53	252,181.22	-252,181.22
52 - Supplies, Materials and Small Equipment	0.00	0.00	2,508.78	13,595.98	21,995.72	-21,995.72
60 - Capital Outlay	0.00	0.00	0.00	20,000.00	137,467.00	-137,467.00
Division: 7000 - Aviation Total:	0.00	0.00	63,539.28	447,097.18	628,898.61	-628,898.61
Division: 9500 - Non-Departmental						
51 - Contractual and Maintenance Services	0.00	0.00	4,169.25	19,037.23	19,037.23	-19,037.23
55 - Non-Dept - Other	0.00	0.00	119,040.62	437,590.04	437,590.04	-437,590.04
70 - Debt Service	0.00	0.00	18,490.08	89,883.60	89,883.60	-89,883.60
Division: 9500 - Non-Departmental Total:	0.00	0.00	141,699.95	546,510.87	546,510.87	-546,510.87
Expense Total:	0.00	0.00	205,239.23	993,608.05	1,175,409.48	-1,175,409.48
Fund: 220 - EDINBURG INTERNATIONAL AIRPORT Total:	0.00	0.00	205,239.23	993,608.05	1,175,409.48	-1,175,409.48
Fund: 230 - EBONY GOLF COURSE FUND						
Expense						
Division: 7100 - Ebony Golf Course						
50 - Personnel Services	0.00	0.00	24,939.56	119,393.38	119,393.38	-119,393.38
51 - Contractual and Maintenance Services	0.00	0.00	3,638.92	22,398.68	25,292.44	-25,292.44
52 - Supplies, Materials and Small Equipment	0.00	0.00	2,118.79	12,868.12	21,700.08	-21,700.08
60 - Capital Outlay	0.00	0.00	0.00	0.00	-42,156.23	42,156.23
Division: 7100 - Ebony Golf Course Total:	0.00	0.00	30,697.27	154,660.18	124,229.67	-124,229.67
Division: 9500 - Non-Departmental						
51 - Contractual and Maintenance Services	0.00	0.00	0.00	1,441.02	1,441.02	-1,441.02
55 - Non-Dept - Other	0.00	0.00	1,903.39	19,068.45	25,873.54	-25,873.54
70 - Debt Service	0.00	0.00	3,175.75	15,878.72	15,878.72	-15,878.72
Division: 9500 - Non-Departmental Total:	0.00	0.00	5,079.14	36,388.19	43,193.28	-43,193.28
Expense Total:	0.00	0.00	35,776.41	191,048.37	167,422.95	-167,422.95
Fund: 230 - EBONY GOLF COURSE FUND Total:	0.00	0.00	35,776.41	191,048.37	167,422.95	-167,422.95
Fund: 240 - LOS LAGOS GOLF CLUB FUND						
Expense						
Division: 7200 - Los Lagos Golf Club						
50 - Personnel Services	0.00	0.00	96,360.45	534,122.00	534,122.00	-534,122.00
51 - Contractual and Maintenance Services	0.00	0.00	20,674.13	100,097.02	146,357.88	-146,357.88
52 - Supplies, Materials and Small Equipment	0.00	0.00	19,213.83	77,995.00	100,714.10	-100,714.10

Unaudited Income Statement - Expenses
For Fiscal: 2022-2023 Period Ending: 02/28/2023

ExpType	Original Total Budget	Current Total Budget	MTD Activity	YTD Activity	YTD Activity + Encumbrances	Budget Remaining
60 - Capital Outlay	0.00	0.00	20,999.00	35,538.35	2,517.12	-2,517.12
Division: 7200 - Los Lagos Golf Club Total:	0.00	0.00	157,247.41	747,752.37	783,711.10	-783,711.10
Division: 9500 - Non-Departmental						
51 - Contractual and Maintenance Services	0.00	0.00	0.00	8,096.19	8,096.19	-8,096.19
55 - Non-Dept - Other	0.00	0.00	26,486.51	123,246.44	180,410.83	-180,410.83
70 - Debt Service	0.00	0.00	388,340.92	420,044.23	420,044.23	-420,044.23
Division: 9500 - Non-Departmental Total:	0.00	0.00	414,827.43	551,386.86	608,551.25	-608,551.25
Expense Total:	0.00	0.00	572,074.84	1,299,139.23	1,392,262.35	-1,392,262.35
Fund: 240 - LOS LAGOS GOLF CLUB FUND Total:	0.00	0.00	572,074.84	1,299,139.23	1,392,262.35	-1,392,262.35
Total Surplus (Deficit):	0.00	0.00	-18,221,491.17	-58,287,067.01	-61,084,498.56	

Fund Summary

Fund	Original Total Budget	Current Total Budget	MTD Activity	YTD Activity	YTD Activity + Encumbrances	Budget Remaining
100 - GENERAL FUND	0.00	0.00	-6,219,073.72	-33,622,753.45	-34,365,516.87	34,365,516.87
113 - HOTEL OCCUPANCY TAX ...	0.00	0.00	-37,306.15	-202,102.34	-382,935.19	382,935.19
150 - DEBT SERVICE FUND	0.00	0.00	-6,139,987.20	-6,140,487.20	-6,140,487.20	6,140,487.20
200 - UTILITY FUND	0.00	0.00	-2,624,665.36	-8,257,296.09	-8,873,417.25	8,873,417.25
201 - UTILITIES PROJECTS FUND	0.00	0.00	-592,053.46	-863,285.93	-6,318.54	6,318.54
210 - SOLID WASTE MANAGE...	0.00	0.00	-1,795,314.80	-6,717,346.35	-8,580,728.73	8,580,728.73
220 - EDINBURG INTERNATIO...	0.00	0.00	-205,239.23	-993,608.05	-1,175,409.48	1,175,409.48
230 - EBONY GOLF COURSE F...	0.00	0.00	-35,776.41	-191,048.37	-167,422.95	167,422.95
240 - LOS LAGOS GOLF CLUB F...	0.00	0.00	-572,074.84	-1,299,139.23	-1,392,262.35	1,392,262.35
Total Surplus (Deficit):	0.00	0.00	-18,221,491.17	-58,287,067.01	-61,084,498.56	



Edinburg, TX

Unaudited Income Statement - Summary

Group Summary

For Fiscal: 2022-2023 Period Ending: 02/28/2023

Account Type	Original Total Budget	Current Total Budget	MTD Activity	YTD Activity	YTD Activity + Encumbrances	Budget Remaining
Fund: 100 - GENERAL FUND						
Revenue	0.00	0.00	4,535,044.41	39,429,870.06	39,429,870.06	-39,429,870.06
Expense	0.00	0.00	6,219,073.72	33,622,753.45	34,365,516.87	-34,365,516.87
Fund: 100 - GENERAL FUND Surplus (Deficit):	0.00	0.00	-1,684,029.31	5,807,116.61	5,064,353.19	-5,064,353.19
Fund: 113 - HOTEL OCCUPANCY TAX FUND						
Revenue	0.00	0.00	78,187.14	382,063.78	382,063.78	-382,063.78
Expense	0.00	0.00	37,306.15	202,102.34	382,935.19	-382,935.19
Fund: 113 - HOTEL OCCUPANCY TAX FUND Surplus (Deficit):	0.00	0.00	40,880.99	179,961.44	-871.41	871.41
Fund: 150 - DEBT SERVICE FUND						
Revenue	0.00	0.00	612,956.46	7,642,813.86	7,642,813.86	-7,642,813.86
Expense	0.00	0.00	6,139,987.20	6,140,487.20	6,140,487.20	-6,140,487.20
Fund: 150 - DEBT SERVICE FUND Surplus (Deficit):	0.00	0.00	-5,527,030.74	1,502,326.66	1,502,326.66	-1,502,326.66
Fund: 200 - UTILITY FUND						
Revenue	0.00	0.00	1,370,976.07	8,061,899.36	8,061,899.36	-8,061,899.36
Expense	0.00	0.00	2,624,665.36	8,257,296.09	8,873,417.25	-8,873,417.25
Fund: 200 - UTILITY FUND Surplus (Deficit):	0.00	0.00	-1,253,689.29	-195,396.73	-811,517.89	811,517.89
Fund: 201 - UTILITIES PROJECTS FUND						
Revenue	0.00	0.00	0.00	102,299.59	102,299.59	-102,299.59
Expense	0.00	0.00	592,053.46	863,285.93	6,318.54	-6,318.54
Fund: 201 - UTILITIES PROJECTS FUND Surplus (Deficit):	0.00	0.00	-592,053.46	-760,986.34	95,981.05	-95,981.05
Fund: 210 - SOLID WASTE MANAGEMENT FUND						
Revenue	0.00	0.00	2,159,393.51	9,665,702.02	9,623,992.65	-9,623,992.65
Expense	0.00	0.00	1,795,314.80	6,717,346.35	8,580,728.73	-8,580,728.73
Fund: 210 - SOLID WASTE MANAGEMENT FUND Surplus (Deficit):	0.00	0.00	364,078.71	2,948,355.67	1,043,263.92	-1,043,263.92
Fund: 220 - EDINBURG INTERNATIONAL AIRPORT						
Revenue	0.00	0.00	160,321.08	736,938.54	736,938.54	-736,938.54
Expense	0.00	0.00	205,239.23	993,608.05	1,175,409.48	-1,175,409.48
Fund: 220 - EDINBURG INTERNATIONAL AIRPORT Surplus (Deficit):	0.00	0.00	-44,918.15	-256,669.51	-438,470.94	438,470.94
Fund: 230 - EBONY GOLF COURSE FUND						
Revenue	0.00	0.00	31,389.09	145,271.32	145,271.32	-145,271.32
Expense	0.00	0.00	35,776.41	191,048.37	167,422.95	-167,422.95
Fund: 230 - EBONY GOLF COURSE FUND Surplus (Deficit):	0.00	0.00	-4,387.32	-45,777.05	-22,151.63	22,151.63
Fund: 240 - LOS LAGOS GOLF CLUB FUND						
Revenue	0.00	0.00	126,559.06	615,596.46	615,596.46	-615,596.46
Expense	0.00	0.00	572,074.84	1,299,139.23	1,392,262.35	-1,392,262.35
Fund: 240 - LOS LAGOS GOLF CLUB FUND Surplus (Deficit):	0.00	0.00	-445,515.78	-683,542.77	-776,665.89	776,665.89
Total Surplus (Deficit):	0.00	0.00	-9,146,664.35	8,495,387.98	5,656,247.06	

Fund Summary

Fund	Original Total Budget	Current Total Budget	MTD Activity	YTD Activity	YTD Activity + Encumbrances	Budget Remaining
100 - GENERAL FUND	0.00	0.00	-1,684,029.31	5,807,116.61	5,064,353.19	-5,064,353.19
113 - HOTEL OCCUPANCY TAX ...	0.00	0.00	40,880.99	179,961.44	-871.41	871.41
150 - DEBT SERVICE FUND	0.00	0.00	-5,527,030.74	1,502,326.66	1,502,326.66	-1,502,326.66
200 - UTILITY FUND	0.00	0.00	-1,253,689.29	-195,396.73	-811,517.89	811,517.89
201 - UTILITIES PROJECTS FUND	0.00	0.00	-592,053.46	-760,986.34	95,981.05	-95,981.05
210 - SOLID WASTE MANAGE...	0.00	0.00	364,078.71	2,948,355.67	1,043,263.92	-1,043,263.92
220 - EDINBURG INTERNATIO...	0.00	0.00	-44,918.15	-256,669.51	-438,470.94	438,470.94
230 - EBONY GOLF COURSE F...	0.00	0.00	-4,387.32	-45,777.05	-22,151.63	22,151.63
240 - LOS LAGOS GOLF CLUB F...	0.00	0.00	-445,515.78	-683,542.77	-776,665.89	776,665.89
Total Surplus (Deficit):	0.00	0.00	-9,146,664.35	8,495,387.98	5,656,247.06	

City of Edinburg
General Fund
Budget vs Actual
As of February 28, 2023
Unaudited

		FY 22/23				
		% of Budget	Original Budget	Current Budget	YTD Actual	% Used
						Remaining
Revenues:						
Property Tax		0%	-	-	28,460,603	0%
Sales Tax		0%	-	-	6,876,672	0%
Franchise Tax		0%	-	-	1,691,570	0%
Permits		0%	-	-	405,337	0%
Administrative Services		0%	-	-	125,000	0%
Municipal Court		0%	-	-	321,016	0%
Other Fees		0%	-	-	744,151	0%
Recreational Fees		0%	-	-	256,001	0%
Grants		0%	-	-	-	0%
Miscellaneous		0%	-	-	549,521	0%
Debt Proceeds		0%	-	-	-	0%
Transfers In		0%	-	-	-	0%
Total		0%	-	-	39,429,870	0%
Expenditures: by Department						
Mayor & Council		0%	-	-	69,838	0%
City Manager		0%	-	-	713,171	0%
Legal		0%	-	-	76,204	0%
City Secretary		0%	-	-	211,810	0%
Finance		0%	-	-	523,983	0%
Human Resources		0%	-	-	474,116	0%
Municipal Court		0%	-	-	419,707	0%
Engineering		0%	-	-	533,957	0%
Planning & Zoning		0%	-	-	318,124	0%
Information Technology		0%	-	-	890,093	0%
Communications and Media		0%	-	-	341,574	0%
City Hall		0%	-	-	44,174	0%
Police		0%	-	-	11,424,764	0%
Fire		0%	-	-	3,572,871	0%
Fire Prevention		0%	-	-	493,813	0%
Public Works		0%	-	-	300,626	0%
Streets		0%	-	-	1,885,995	0%
ROW		0%	-	-	822,340	0%
Parks		0%	-	-	1,532,167	0%
Recreation		0%	-	-	1,089,241	0%
World Birding Center		0%	-	-	313,405	0%
Building Maintenance		0%	-	-	1,421,836	0%
Library and Cultural Arts		0%	-	-	967,742	0%
Grants Management		0%	-	-	196,682	0%
Building Safety		0%	-	-	990,143	0%
Economic Development		0%	-	-	3,549	0%
Non-Departmental		0%	-	-	3,990,829	0%
Total		0%	-	-	33,622,753	0%
Revenues Over/(Under) Expenditures:			-	-	5,807,117	0%
Expenditures: by Type						
Personnel Services		0%	-	-	23,792,104	0%
Contractual/Maintenance		0%	-	-	3,236,032	0%
Supplies		0%	-	-	1,509,938	0%
Non-Departmental		0%	-	-	2,421,829	0%
Capital Outlay		0%	-	-	1,093,850	0%
Debt Service		0%	-	-	1,569,000	0%
Transfers Out		0%	-	-	-	0%
Total		0%	-	-	33,622,753	0%
Expenditures: by Function						
General Government		0%	-	-	8,075,487	0%
Public Safety		0%	-	-	15,491,449	0%
Highways and Streets		0%	-	-	3,545,655	0%
Health and Welfare		0%	-	-	2,608,661	0%
Cultural and Recreation		0%	-	-	3,901,500	0%
Total		0%	-	-	33,622,753	0%

City of Edinburg
General Fund
Budget vs Actual
As of February 28, 2023
Unaudited

	FY 22/23					
	% of Budget	Original Budget	Current Budget	YTD Actual	% of Budget	Remaining
Operations						
Operating Revenues						
Taxes	0%	-	-	37,028,845	0%	(37,028,845)
Permits	0%	-	-	405,337	0%	(405,337)
Fines & Fees	0%	-	-	1,321,168	0%	(1,321,168)
Administrative Services	0%	-	-	125,000	0%	(125,000)
Grants	0%	-	-	-	0%	-
Other	0%	-	-	549,521	0%	(549,521)
Total	0%	-	-	39,429,870	0%	(39,429,870)
		-	-	-		-
Operating Expenditures						
Personnel Costs	0%	-	-	23,792,104	0%	(23,792,104)
Contractual/Maintenance	0%	-	-	3,236,032	0%	(3,236,032)
Supplies	0%	-	-	1,509,938	0%	(1,509,938)
Non-Departmental ("Operating")	0%	-	-	1,192,083	0%	(1,192,083)
Total	0%	-	-	29,730,157	0%	(29,730,157)
Operating Income (Loss)		\$ -	\$ -	\$ 9,699,713	0%	
Non-Operating: Sources / (Uses)						
Debt Proceeds		-	-	-	0%	-
Capital Outlay		-	-	(1,093,850)	0%	(1,093,850)
Total		-	-	(1,093,850)	0%	(1,093,850)
Non-Operating: Transfers In / (Out)						
Transfers In		-	-	-	0%	-
Transfers Out		-	-	-	0%	-
Total		-	-	-	0%	-
Non-Operating: Debt Service / Other Non-Dept						
Debt Service		-	-	(1,569,000)	0%	(1,569,000)
Non-Departmental ("Non-Operating")		-	-	(1,229,746)	0%	(1,229,746)
Total		-	-	(2,798,746)	0%	(2,798,746)
Non-Operating Income (Loss)		\$ -	\$ -	\$ (3,892,596)	0%	

City of Edinburg
Utility Fund
Budget vs Actual
As of February 28, 2023
Unaudited

FY 22/23						
	Budget %	Original Budget	Current Budget	YTD Actual	% of Budget	Remaining
Revenues:						
Meter Water Sales	0%	-	-	4,980,409	0%	(4,980,409)
Sewer Charges	0%	-	-	2,232,740	0%	(2,232,740)
Other Charges	0%	-	-	718,367	0%	(718,367)
Interest & Other Misc	0%	-	-	130,383	0%	(130,383)
Debt Proceeds	0%	-	-	-	0%	-
Total	0%	-	-	8,061,899	0%	(8,061,899)
Expenses: by Department						
Administration	0%	-	-	328,092	0%	(328,092)
Finance	0%	-	-	252,296	0%	(252,296)
Water Plant	0%	-	-	1,813,470	0%	(1,813,470)
Wastewater Treatment Plant	0%	-	-	2,047,714	0%	(2,047,714)
Systems	0%	-	-	1,813,849	0%	(1,813,849)
Non-Departmental	0%	-	-	2,001,876	0%	(2,001,876)
Total	0%	-	-	8,257,296	0%	(8,257,296)
Revenues Over/(Under) Expenses:		-	-	(195,397)	0%	
Expenses: by Type						
Personnel Services	0%	-	-	2,906,590	0%	(2,906,590)
Contractual/Maintenance	0%	-	-	1,757,041	0%	(1,757,041)
Supplies	0%	-	-	969,763	0%	(969,763)
Non-Departmental	0%	-	-	369,827	0%	(369,827)
Capital Outlay	0%	-	-	797,915	0%	(797,915)
Debt Service	0%	-	-	1,455,218	0%	(1,455,218)
Total	0%	-	-	8,256,354	0%	(8,256,354)

**CITY OF EDINBURG
WATER BILLING**

MONTH	FY 18/19	FY 19/20	FY 20/21	FY 21/22	FY 22/23	Difference FY 22/23 - 21/22	
OCT.	991,570	1,072,985	1,034,657	1,198,741	1,180,147	(18,594)	⇒ -2%
NOV.	834,971	1,045,849	1,133,495	1,028,846	838,993	(189,853)	↓ -23%
DEC.	892,455	971,861	1,131,390	1,027,402	1,185,449	158,047	↑ 13%
JAN.	922,503	1,005,912	1,068,748	1,051,243	969,798	(81,445)	↓ -8%
FEB.	745,245	1,019,144	1,017,512	903,858	806,011	(97,847)	↓ -12%
MAR.	1,015,022	957,874	965,684	897,059			
APR.	828,279	1,093,498	1,115,785	1,058,383			
MAY	974,602	1,070,555	1,074,972	1,151,959			
JUN.	1,097,044	1,006,026	953,022	1,166,788			
JUL.	1,073,497	1,147,409	1,019,381	1,324,975			
AUG.	1,151,000	1,096,005	1,034,655	1,359,032			
SEP.	1,271,756	1,061,236	1,154,969	1,208,598			
TOTAL	<u>11,797,942</u>	<u>12,548,354</u>	<u>12,704,271</u>	<u>13,376,884</u>	<u>4,980,399</u>	(229,692)	↓ -4%

YTD COMPARISON:

\$ 4,386,744 \$ 5,115,751 \$ 5,385,802 \$ 5,210,090 \$ 4,980,399

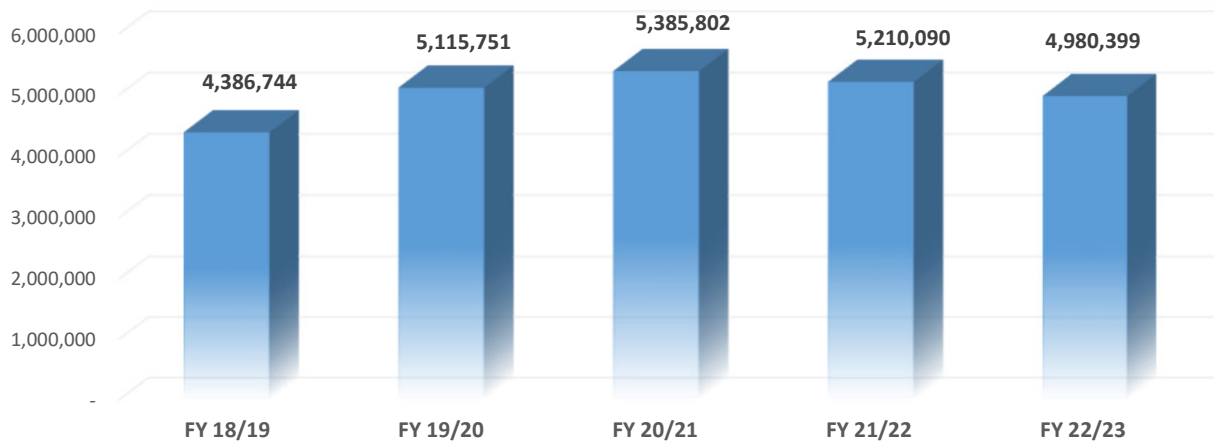
YTD COMPARISON: INCREASE/(DECREASE):

n/a 729,007 270,051 (175,711) (229,692)

YTD COMPARISON: INCREASE/(DECREASE) % :

0% 17% 5% -3% -4%

YEAR TO DATE COMPARSION



**CITY OF EDINBURG
SEWER CHARGES**

MONTH	FY 18/19	FY 19/20	FY 20/21	FY 21/22	FY 22/23	Difference FY 22/23 - 21/22	
OCT.	422,339	461,328	447,477	632,898	512,434	(120,463)	↓ -19%
NOV.	414,293	449,663	478,582	472,427	351,315	(121,113)	↓ -26%
DEC.	411,126	430,901	496,795	462,868	555,531	92,663	↑ 20%
JAN.	406,587	449,132	470,416	471,650	456,599	(15,051)	→ -3%
FEB.	320,472	455,135	453,574	425,735	356,860	(68,875)	↓ -16%
MAR.	487,926	432,387	603,036	571,764			
APR.	396,094	342,230	339,408	329,717			
MAY	447,237	585,877	476,256	497,241			
JUN.	470,648	440,518	337,361	504,667			
JUL.	458,281	491,077	585,228	534,455			
AUG.	475,538	474,731	475,076	542,593			
SEP.	496,009	464,813	373,500	501,014			
TOTAL	5,206,550	5,477,792	5,536,707	5,947,028	2,232,739	(232,839)	↓ -9%

YTD COMPARISON:

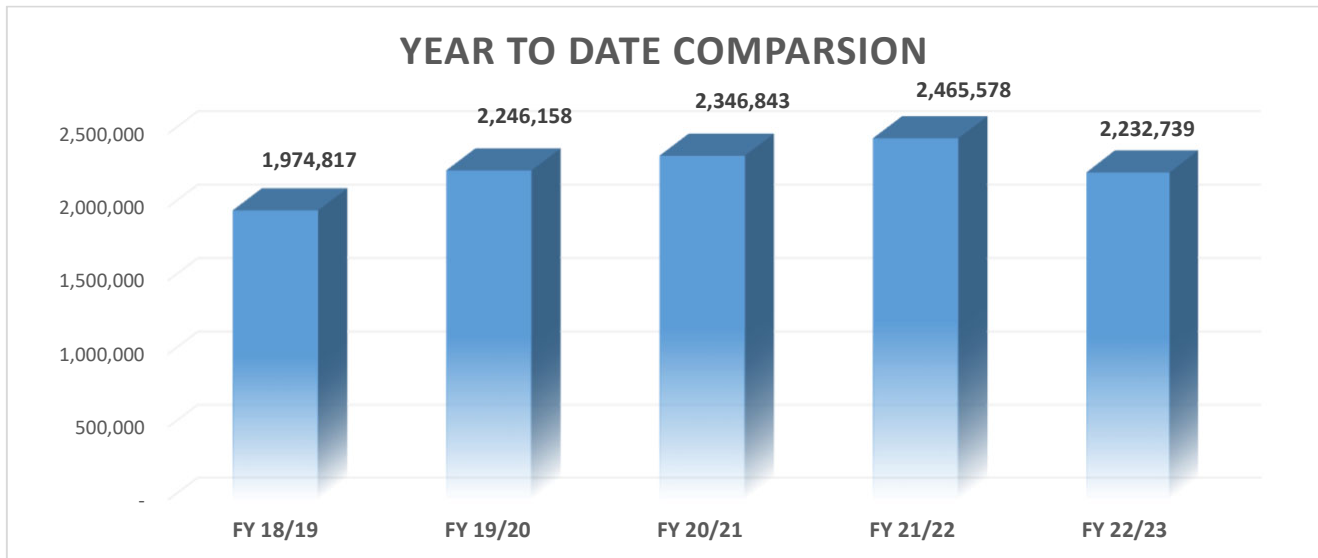
\$ 1,974,817 \$ 2,246,158 \$ 2,346,843 \$ 2,465,578 \$ 2,232,739

YTD COMPARISON: INCREASE/(DECREASE):

n/a 271,340 100,686 118,735 (232,839)

YTD COMPARISON: INCREASE/(DECREASE) % :

0% 14% 4% 5% -9%



City of Edinburg
Solid Waste Management Fund
Budget vs Actual
As of February 28, 2023
Unaudited

FY 22/23							
		Budget %	Original Budget	Current Budget	YTD Actual	% of Budget	Remaining
Revenues:							
Landfill Services		0%	-	-	4,627,514	0%	(4,627,514)
Garbage Collection Fee		0%	-	-	3,341,197	0%	(3,341,197)
Roll Offs Fee		0%	-	-	808,520	0%	(808,520)
Other Charges		0%	-	-	133,680	0%	(133,680)
Interest & Other Misc		0%	-	-	754,790	0%	(754,790)
Debt Proceeds		0%	-	-	-	0%	-
Total		0%	-	-	9,665,702	0%	(9,665,702)
Expenses: by Department							
Landfill		0%	-	-	4,889,063	0%	(4,889,063)
Sanitation		0%	-	-	-	0%	-
Non-Departmental		0%	-	-	1,828,284	0%	(1,828,284)
Total		0%	-	-	6,717,346	0%	(6,717,346)
Revenues Over/(Under) Expenses:			-	-	2,948,356	0%	
Expenses: by Type							
Personnel Services		0%	-	-	2,652,317	0%	(2,652,317)
Contractual/Maintenance		0%	-	-	890,363	0%	(890,363)
Supplies		0%	-	-	898,201	0%	(898,201)
Non-Departmental		0%	-	-	300,555	0%	(300,555)
Capital Outlay		0%	-	-	519,290	0%	(519,290)
Debt Service		0%	-	-	1,456,620	0%	(1,456,620)
Transfers Out		0%	-	-	-	0%	-
Total		0%	-	-	6,717,346	0%	(6,717,346)

**CITY OF EDINBURG
LANDFILL REVENUES**

MONTH	FY 18/19	FY 19/20	FY 20/21	FY 21/22	FY 22/23	Difference FY 22/23 - 21/22	
OCT.	953,002	949,491	1,027,283	1,052,676	933,548	(119,128)	↓ -11%
NOV.	910,759	796,825	930,327	1,052,682	857,734	(194,948)	↓ -19%
DEC.	824,276	838,906	998,355	1,124,759	942,585	(182,174)	↓ -16%
JAN.	906,686	874,969	934,705	1,050,437	978,167	(72,269)	↓ -7%
FEB.	833,409	797,575	863,749	934,176	915,449	(18,727)	→ -2%
MAR.	873,010	870,196	1,123,679	1,064,642			
APR.	916,530	854,500	1,086,201	975,985			
MAY	926,616	894,038	1,058,457	1,028,932			
JUN.	801,564	996,540	1,116,795	992,846			
JUL.	960,237	981,720	1,024,642	905,379			
AUG.	881,734	1,158,067	1,067,210	1,002,720			
SEP.	787,783	1,098,404	1,001,853	945,046			
TOTAL	10,575,603	11,111,231	12,233,258	12,130,279	4,627,484	(587,246)	↓ -11%

YTD COMPARISON:

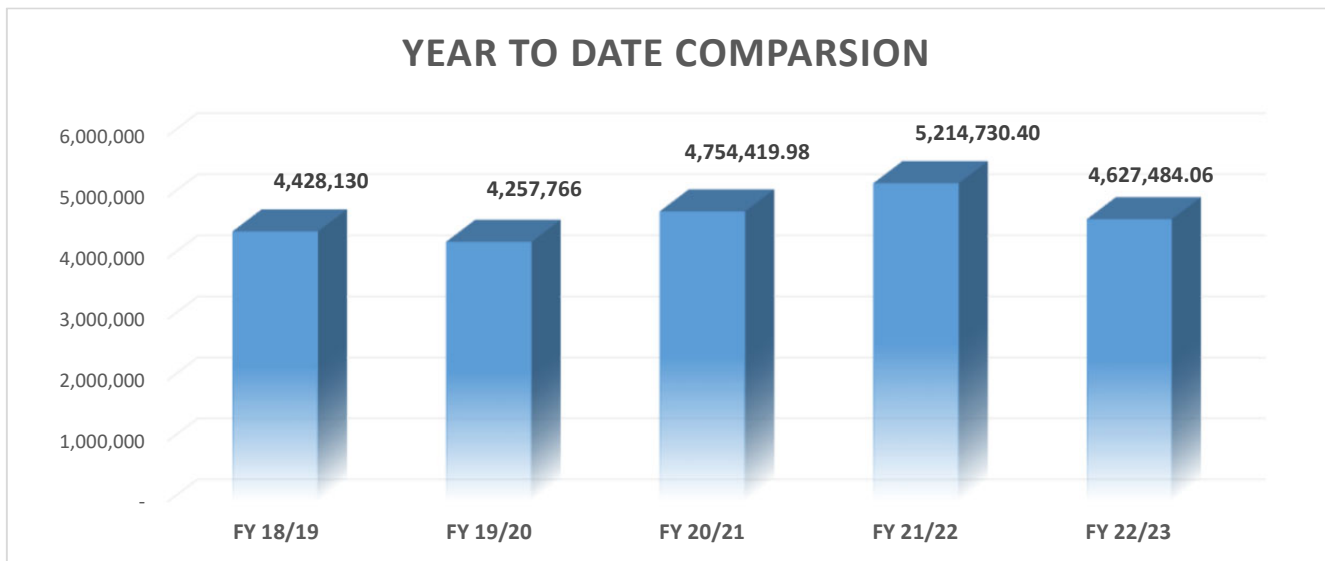
\$ 4,428,130 \$ 4,257,766 \$ 4,754,420 \$ 5,214,730 \$ 4,627,484

YTD COMPARISON: INCREASE/(DECREASE):

n/a (170,365) 496,654 460,310 (587,246)

YTD COMPARISON: INCREASE/(DECREASE) % :

0% -4% 12% 10% -11%



**CITY OF EDINBURG
GARBAGE COLLECTION REVENUES**

MONTH	FY 18/19	FY 19/20	FY 20/21	FY 21/22	FY 22/23	Difference FY 22/23 - 21/22	
OCT.	587,283	614,687	642,938	676,668	725,377	48,709	↑ 7%
NOV.	588,959	616,218	652,208	611,740	434,672	(177,068)	↓ -29%
DEC.	589,704	621,847	660,182	682,663	1,015,525	332,862	↑ 49%
JAN.	591,736	628,937	659,137	685,773	724,885	39,111	↑ 6%
FEB.	359,508	625,370	659,614	687,723	440,739	(246,983)	↓ -36%
MAR.	823,661	626,677	658,617	691,414			
APR.	595,567	625,453	662,238	632,881			
MAY	600,176	627,986	661,805	705,356			
JUN.	602,183	632,347	665,401	710,777			
JUL.	604,634	633,514	667,164	714,022			
AUG.	607,295	639,540	670,971	720,572			
SEP.	611,017	646,806	670,994	721,501			
TOTAL	<u>7,161,722</u>	<u>7,539,381</u>	<u>7,931,270</u>	<u>8,241,089</u>	<u>3,341,198</u>	(3,369)	→ 0%

YTD COMPARISON:

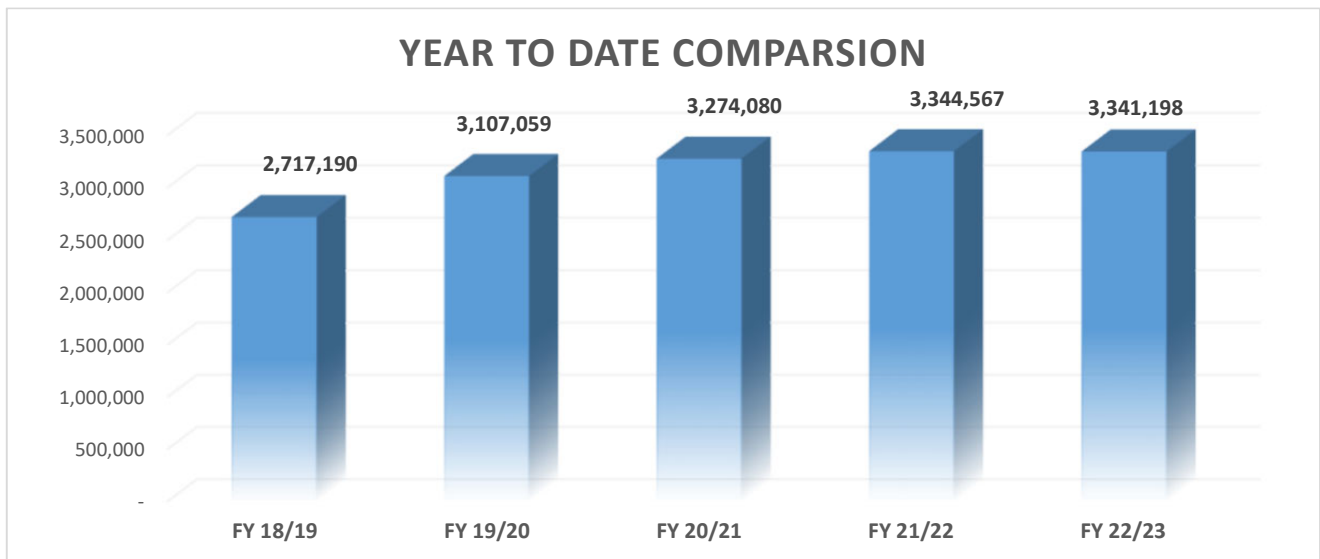
\$ 2,717,190 \$ 3,107,059 \$ 3,274,080 \$ 3,344,567 \$ 3,341,198

YTD COMPARISON: INCREASE/(DECREASE):

n/a 389,868 167,021 70,487 (3,369)

YTD COMPARISON: INCREASE/(DECREASE) % :

0% 14% 5% 2% 0%



**CITY OF EDINBURG
ROLL-OFFS COLLECTION REVENUES**

MONTH	FY 18/19	FY 19/20	FY 20/21	FY 21/22	FY 22/23	Difference FY 22/23 - 21/22	
OCT.	138,680	142,546	143,029	140,926	171,227	30,301	↑ 22%
NOV.	126,758	124,382	187,113	159,506	164,093	4,587	→ 3%
DEC.	108,594	106,306	186,996	165,063	162,689	(2,374)	→ -1%
JAN.	140,245	217,670	150,852	165,061	157,710	(7,351)	↓ -4%
FEB.	118,411	143,557	160,158	160,412	152,801	(7,611)	↓ -5%
MAR.	118,257	184,003	192,321	186,036			
APR.	135,350	133,626	175,806	178,408			
MAY	159,389	133,045	165,895	187,507			
JUN.	117,560	133,077	167,457	173,951			
JUL.	47,536	139,021	142,306	160,494			
AUG.	177,726	160,156	143,113	174,817			
SEP.	96,523	176,469	125,048	174,208			
TOTAL	<u>1,485,030</u>	<u>1,793,858</u>	<u>1,940,094</u>	<u>2,026,389</u>	<u>808,520</u>	17,552	→ 2%

YTD COMPARISON:

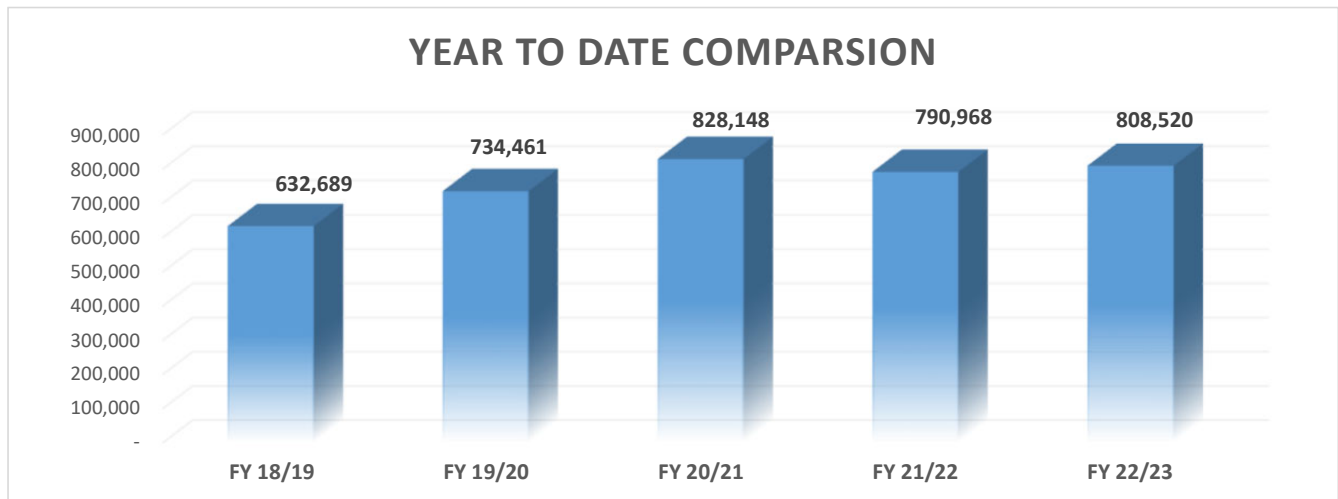
\$ 632,689 \$ 734,461 \$ 828,148 \$ 790,968 \$ 808,520

YTD COMPARISON: INCREASE/(DECREASE):

n/a 101,772 93,687 (37,180) 17,552

YTD COMPARISON: INCREASE/(DECREASE) % :

0% 16% 13% -4% 2%



City of Edinburg
Edinburg International Airport Fund
Budget vs Actual
As of February 28, 2023
Unaudited

		FY 22/23				
		Original Budget	Current Budget	YTD Actual	% of Budget	Remaining
Revenues:						
	Leases and Rentals	-	-	370,431	0%	(370,431)
	Intergovernmental Revenues	-	-	-	0%	-
	Miscellaneous Revenue	-	-	(92)	0%	92
	Debt Proceeds	-	-	-	0%	-
	Transfers In	-	-	-	0%	-
	Total	-	-	370,340	0%	(370,340)
Expenses:						
	Administration	-	-	447,097	0%	(447,097)
	Non-Departmental	-	-	179,912	0%	(179,912)
	Total	-	-	627,009	0%	(627,009)
	Revenues Over/(Under) Expenses:	-	-	(256,670)	0%	
Expenses: by Type						
	Personnel Services	-	-	217,255	0%	(217,255)
	Contractual/Maintenance	-	-	196,247	0%	(196,247)
	Supplies	-	-	13,596	0%	(13,596)
	Non-Departmental	-	-	90,029	0%	(90,029)
	Capital Outlay	-	-	20,000	0%	(20,000)
	Debt Service	-	-	89,884	0%	(89,884)
	Total	-	-	627,009	0%	(627,009)

City of Edinburg
Ebony Golf Course Fund
Budget vs Actual
As of February 28, 2023
Unaudited

FY 22/23					
	Original Budget	Current Budget	YTD Actual	% of Budget	Remaining
Revenues:					
Golf Course Green Fees	-	-	60,061	0%	(60,061)
Recreation Fees	-	-	27,153	0%	(27,153)
Other Charges	-	-	46,724	0%	(46,724)
Miscellaneous Revenue	-	-	17	0%	(17)
Captial Lease Proceeds	-	-	-	0%	-
Total	-	-	133,955	0%	(133,955)
Expenses:					
Administration	-	-	154,660	0%	(154,660)
Non-Departmental	-	-	25,072	0%	(25,072)
Total	-	-	179,732	0%	(179,732)
Revenues Over/(Under) Expenses:	-	-	(45,777)	0%	
Expenses: by Type					
Personnel Services	-	-	119,393	0%	(119,393)
Contractual/Maintenance	-	-	22,399	0%	(22,399)
Supplies	-	-	12,868	0%	(12,868)
Non-Departmental	-	-	9,193	0%	(9,193)
Capital Outlay	-	-	-	0%	-
Debt Service	-	-	15,879	0%	(15,879)
Total	-	-	179,732	0%	(179,732)

**CITY OF EDINBURG
EBONY GREEN FEES**

MONTH	FY 18/19	FY 19/20	FY 20/21	FY 21/22	FY 22/23	Difference FY 22/23 - 21/22	
OCT.	2,876	7,256	9,966	7,230	8,375	1,145	↑ 16%
NOV.	4,836	7,526	9,671	6,945	5,835	(1,110)	↓ -16%
DEC.	7,474	8,363	11,612	11,211	10,628	(583)	↓ -5%
JAN.	13,478	11,644	13,743	10,865	19,214	8,349	↑ 77%
FEB.	12,649	11,923	9,939	12,552	16,009	3,458	↑ 28%
MAR.	12,072	10,813	16,958	14,480			
APR.	6,793	2,304	9,764	10,778			
MAY	5,455	6,523	9,050	9,402			
JUN.	4,656	5,462	8,273	11,667			
JUL.	6,588	3,866	6,035	8,227			
AUG.	5,488	4,980	9,071	8,539			
SEP.	4,868	6,342	6,882	7,493			
TOTAL	87,232	87,002	120,965	119,387	60,061	11,259	↑ 23%

YTD COMPARISON:

\$ 41,312 \$ 46,712 \$ 54,931 \$ 48,802 \$ 60,061

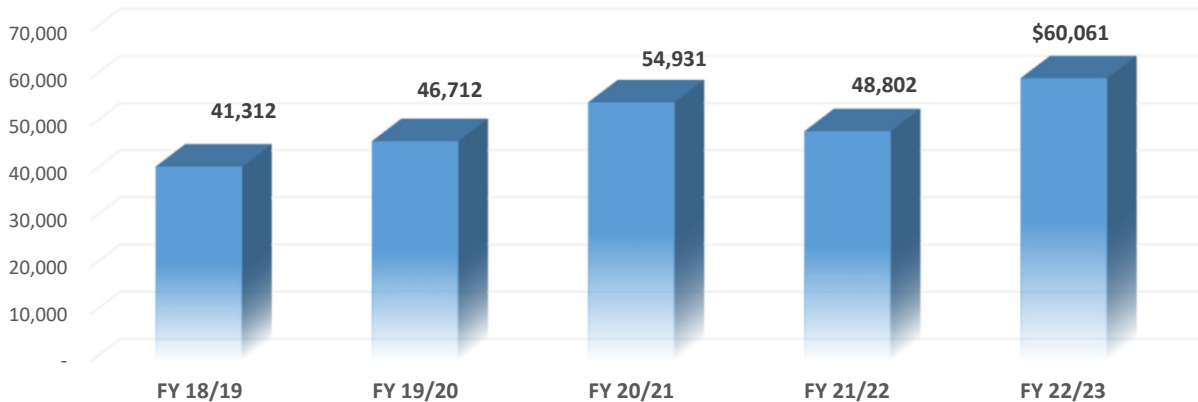
YTD COMPARISON: INCREASE/(DECREASE):

n/a 5,400 8,219 (6,130) 11,259

YTD COMPARISON: INCREASE/(DECREASE) % :

13% 18% -11% 23%

YEAR TO DATE COMPARISON



City of Edinburg
Los Lagos Golf Course Fund
Budget vs Actual
As of February 28, 2023
Unaudited

		FY 22/23				
		Original Budget	Current Budget	YTD Actual	% of Budget	Remaining
Revenues:						
	Golf Course Green Fees	-	-	353,243	0%	(353,243)
	Recreation Fees	-	-	104,744	0%	(104,744)
	Other Charges	-	-	57,455	0%	(57,455)
	Miscellaneous Revenue	-	-	(20)	0%	20
	Capitla Lease Proceeds	-	-	-	0%	-
	Transfers In	-	-	-	0%	-
	Total	-	-	515,422	0%	(515,422)
Expenses:						
	Administration	-	-	747,752	0%	(747,752)
	Non-Departmental	-	-	451,212	0%	(451,212)
	Total	-	-	1,198,964	0%	(1,198,964)
Revenues Over/(Under) Expenses:		-	-	(683,543)	0%	
Expenses: by Type						
	Personnel Services	-	-	534,122	0%	(534,122)
	Contractual/Maintenance	-	-	100,097	0%	(100,097)
	Supplies	-	-	77,995	0%	(77,995)
	Non-Departmental	-	-	31,168	0%	(31,168)
	Capital Outlay	-	-	35,538	0%	(35,538)
	Debt Service	-	-	420,044	0%	(420,044)
	Total	-	-	1,198,964	0%	(1,198,964)

**CITY OF EDINBURG
LOS LAGOS GREEN FEES**

MONTH	FY 18/19	FY 19/20	FY 20/21	FY 21/22	FY 22/23	Difference FY 22/23 - 21/22	
OCT.	28,063	35,392	57,432	54,064	59,298	5,234	↑ 10%
NOV.	37,648	35,473	50,358	60,943	46,457	(14,486)	↓ -24%
DEC.	38,903	41,490	54,958	74,869	71,119	(3,750)	↓ -5%
JAN.	53,647	69,540	63,938	65,344	96,873	31,529	↑ 48%
FEB.	58,599	62,706	50,262	70,530	79,496	8,966	↑ 13%
MAR.	57,799	56,018	88,995	95,896			
APR.	49,661	17,486	60,765	65,674			
MAY	37,673	36,725	59,905	72,132			
JUN.	32,276	39,655	51,249	63,456			
JUL.	34,304	33,828	60,734	76,678			
AUG.	29,478	43,583	49,509	52,999			
SEP.	25,666	35,944	48,976	54,026			
TOTAL	483,715	507,840	697,081	806,612	353,243	27,493	↑ 8%

YTD COMPARISON:

\$ 216,859 \$ 244,601 \$ 276,949 \$ 325,750 \$ 353,243

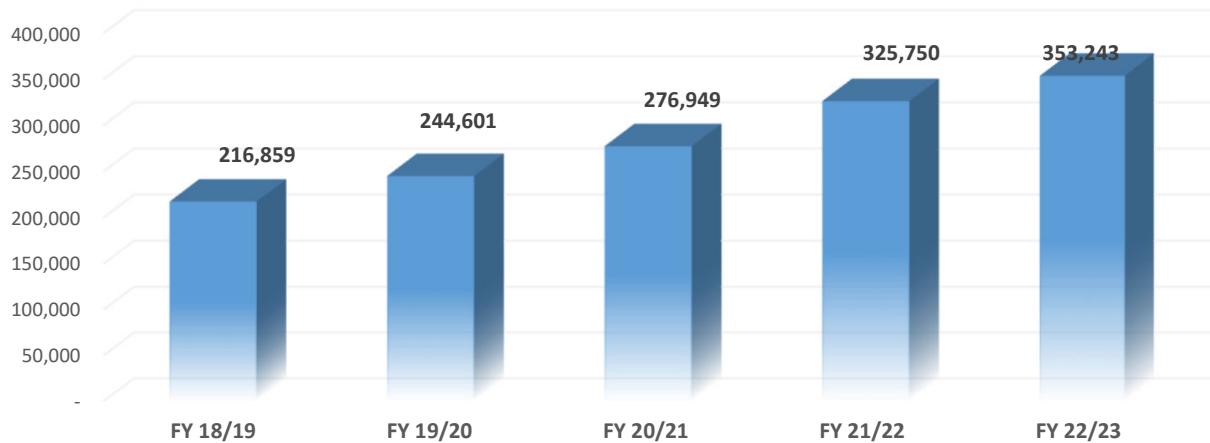
YTD COMPARISON: INCREASE/(DECREASE):

n/a 27,742 32,348 48,801 27,493

YTD COMPARISON: INCREASE/(DECREASE) % :

13% 13% 18% 8%

YEAR TO DATE COMPARISON





Monthly Activity Report

Group Summary

BalAccoun...	March 2022	April 2022	May 2022	June 2022	July 2022	August 2022	September 2022	October 2022	November 2022	December 2022	January 2023	February 2023
Revenue												
RevAccount: 441101 - TRUANCY PREVENTION												
	3,275.00	2,808.18	3,448.37	4,145.98	3,517.53	3,541.34	3,461.27	2,634.10	1,930.79	2,012.65	2,766.14	3,237.71
RevAccount 441101 - TRUANCY PREVENTION Total:	3,275.00	2,808.18	3,448.37	4,145.98	3,517.53	3,541.34	3,461.27	2,634.10	1,930.79	2,012.65	2,766.14	3,237.71
RevAccount: 441103 - JUVENILE CASE MANAGER'S FUND												
	501.97	390.06	209.41	180.95	111.18	226.06	162.22	151.00	117.14	82.60	120.58	236.68
RevAccount 441103 - JUVENILE CASE MANAGER'S FUND Total:	501.97	390.06	209.41	180.95	111.18	226.06	162.22	151.00	117.14	82.60	120.58	236.68
RevAccount: 441106 - CHILD SAFETY COURT COS												
	1,789.25	2,075.00	2,036.00	2,258.90	420.10	935.00	2,259.00	1,850.00	945.00	950.00	1,962.00	3,113.00
RevAccount 441106 - CHILD SAFETY COURT COS Total:	1,789.25	2,075.00	2,036.00	2,258.90	420.10	935.00	2,259.00	1,850.00	945.00	950.00	1,962.00	3,113.00
RevAccount: 441107 - COURT TECHNOLOGY FEE												
	3,086.44	2,616.70	2,940.31	3,482.05	2,921.18	3,018.56	2,918.82	2,234.50	1,645.14	1,550.53	2,213.48	2,670.35
RevAccount 441107 - COURT TECHNOLOGY FEE Total:	3,086.44	2,616.70	2,940.31	3,482.05	2,921.18	3,018.56	2,918.82	2,234.50	1,645.14	1,550.53	2,213.48	2,670.35
RevAccount: 441109 - JUDICIAL SUPPORT FEES												
	76.49	63.11	32.01	28.79	18.18	33.38	24.42	23.16	16.97	-442.79	-99.01	-82.26
RevAccount 441109 - JUDICIAL SUPPORT FEES Total:	76.49	63.11	32.01	28.79	18.18	33.38	24.42	23.16	16.97	-442.79	-99.01	-82.26
RevAccount: 441110 - TIME PAYMENT CITY												
	63.80	54.90	68.20	82.20	69.90	69.90	68.60	52.10	38.20	39.90	55.00	63.60
RevAccount 441110 - TIME PAYMENT CITY Total:	63.80	54.90	68.20	82.20	69.90	69.90	68.60	52.10	38.20	39.90	55.00	63.60
RevAccount: 441112 - TIME PAYMENT FEE EFFICIENCY												
	117.50	126.04	57.57	59.61	21.32	74.10	61.95	34.00	32.50	24.64	52.50	81.15
RevAccount 441112 - TIME PAYMENT FEE EFFICIENCY Total:	117.50	126.04	57.57	59.61	21.32	74.10	61.95	34.00	32.50	24.64	52.50	81.15
RevAccount: 441113 - BUILDING SECURITY FEE RESERVED												
	3,526.66	3,008.64	3,501.86	4,165.75	3,527.98	3,595.02	3,495.51	2,680.60	1,962.66	2,025.58	2,813.53	3,319.91
RevAccount 441113 - BUILDING SECURITY FEE RESERVED Total:	3,526.66	3,008.64	3,501.86	4,165.75	3,527.98	3,595.02	3,495.51	2,680.60	1,962.66	2,025.58	2,813.53	3,319.91
RevAccount: 451100 - INTEREST EARNED												
	0.00	154.48	500.27	226.79	0.00	156.34	94.75	0.00	0.00	0.00	0.00	0.00
RevAccount 451100 - INTEREST EARNED Total:	0.00	154.48	500.27	226.79	0.00	156.34	94.75	0.00	0.00	0.00	0.00	0.00
Revenue Total:	12,437.11	11,297.11	12,794.00	14,631.02	10,607.37	11,649.70	12,546.54	9,659.46	6,688.40	6,243.11	9,884.22	12,640.14

Monthly Activity Report

BalAccoun...	March 2022	April 2022	May 2022	June 2022	July 2022	August 2022	September 2022	October 2022	November 2022	December 2022	January 2023	February 2023
Expense												
ExpAccount: 501100 - SALARIES												
	0.00	0.00	0.00	0.00	0.00	0.00	0.00	2,448.93	4,989.70	7,346.77	4,897.86	4,993.52
ExpAccount 501100 - SALARIES Total:	0.00	0.00	0.00	0.00	0.00	0.00	0.00	2,448.93	4,989.70	7,346.77	4,897.86	4,993.52
ExpAccount: 501101 - LONGEVITY												
	0.00	0.00	0.00	0.00	0.00	0.00	0.00	42.00	84.00	126.00	84.00	84.00
ExpAccount 501101 - LONGEVITY Total:	0.00	0.00	0.00	0.00	0.00	0.00	0.00	42.00	84.00	126.00	84.00	84.00
ExpAccount: 501102 - OVERTIME												
	0.00	0.00	0.00	0.00	0.00	0.00	0.00	0.00	0.00	5.81	0.00	0.00
ExpAccount 501102 - OVERTIME Total:	0.00	0.00	0.00	0.00	0.00	0.00	0.00	0.00	0.00	5.81	0.00	0.00
ExpAccount: 502100 - TAXES												
	0.00	0.00	0.00	0.00	0.00	0.00	0.00	186.87	380.76	563.80	378.72	386.14
ExpAccount 502100 - TAXES Total:	0.00	0.00	0.00	0.00	0.00	0.00	0.00	186.87	380.76	563.80	378.72	386.14
ExpAccount: 502101 - RETIREMENT												
	0.00	0.00	0.00	0.00	0.00	0.00	0.00	364.43	742.29	1,094.11	736.32	750.46
ExpAccount 502101 - RETIREMENT Total:	0.00	0.00	0.00	0.00	0.00	0.00	0.00	364.43	742.29	1,094.11	736.32	750.46
ExpAccount: 502102 - GROUP INSURANCE												
	0.00	0.00	0.00	0.00	0.00	0.00	0.00	493.42	986.84	986.84	986.84	986.84
ExpAccount 502102 - GROUP INSURANCE Total:	0.00	0.00	0.00	0.00	0.00	0.00	0.00	493.42	986.84	986.84	986.84	986.84
ExpAccount: 502103 - DISABILITY INSURANCE												
	0.00	0.00	0.00	0.00	0.00	0.00	0.00	6.48	13.20	19.46	12.96	13.21
ExpAccount 502103 - DISABILITY INSURANCE Total:	0.00	0.00	0.00	0.00	0.00	0.00	0.00	6.48	13.20	19.46	12.96	13.21
ExpAccount: 513201 - TRAVEL,TRAINING,MEETINGS												
	0.00	0.00	0.00	0.00	0.00	0.00	0.00	0.00	0.00	200.00	115.08	404.38
ExpAccount 513201 - TRAVEL,TRAINING,MEETINGS Total:	0.00	0.00	0.00	0.00	0.00	0.00	0.00	0.00	0.00	200.00	115.08	404.38
ExpAccount: 521300 - OFFICE SUPPLIES												
	0.00	0.00	0.00	0.00	0.00	0.00	0.00	0.00	0.00	49.00	0.00	0.00
ExpAccount 521300 - OFFICE SUPPLIES Total:	0.00	0.00	0.00	0.00	0.00	0.00	0.00	0.00	0.00	49.00	0.00	0.00
ExpAccount: 607500 - OFFICE FURNITURE												
	0.00	0.00	0.00	0.00	0.00	0.00	56,520.00	0.00	0.00	0.00	0.00	0.00
ExpAccount 607500 - OFFICE FURNITURE Total:	0.00	0.00	0.00	0.00	0.00	0.00	56,520.00	0.00	0.00	0.00	0.00	0.00
Expense Total:	0.00	0.00	0.00	0.00	0.00	0.00	56,520.00	3,542.13	7,196.79	10,391.79	7,211.78	7,618.55
Total Surplus (Deficit):	12,437.11	11,297.11	12,794.00	14,631.02	10,607.37	11,649.70	-43,973.46	6,117.33	-508.39	-4,148.68	2,672.44	5,021.59

Fund	March 2022	April 2022	May 2022	June 2022	July 2022	August 2022	September 2022	October 2022	November 2022	December 2022	January 2023	February 2023
114 - MUNICIPAL COURT SPEC...	12,437.11	11,297.11	12,794.00	14,631.02	10,607.37	11,649.70	-43,973.46	6,117.33	-508.39	-4,148.68	2,672.44	5,021.59
Total Surplus (Deficit):	12,437.11	11,297.11	12,794.00	14,631.02	10,607.37	11,649.70	-43,973.46	6,117.33	-508.39	-4,148.68	2,672.44	5,021.59

CITY OF EDINBURG
MUNICIPAL COURT RESTRICTED FUND
FISCAL YEAR 2022/2023
As of February 28, 2023

FUND 114	Truancy Prevention	Juvenile Case Manager'S Fund	Child Safety Court Costs	Court Technology Fee	Judicial Support Fee	Municipal Jury Fund	Time Payment Fee Efficiency	Building Security Fee Reserved	Total Municipal Restricted Funds
Beginning Fund Balance	\$ 100,625	\$ 116,721	\$ 81,290	\$ 122,822	\$ 17,686	\$ 1,541	\$ 17,130	\$ 162,850	\$ 620,665
Revenues:									
Oct	2,634	151	1,850	2,235	23	52	34	2,681	9,659
Nov	1,931	117	945	1,645	17	38	33	1,963	6,688
Dec	2,013	83	950	1,695	14	40	25	2,026	6,844
Jan	2,766	121	1,962	2,357	28	55	53	2,814	10,155
Feb	3,238	237	3,113	2,670	742	64	81	3,320	13,464
Mar									-
Apr									-
May									-
June									-
July									-
Aug									-
Sept									-
Total Revenues	12,581	708	8,820	10,602	823	249	225	12,802	46,810
Total Expenditures	-	(39,173)	-	(17,432)	(1,990)	-	(3)	-	(58,598)
Outstanding POs	-	-	-	(74,460)	-	-	-	-	(74,460)
Net Change (Current Year)	12,581	(38,465)	8,820	(81,290)	(1,166)	249	222	12,802	(86,248)
Ending Fund Balance	\$ 113,207	\$ 78,255	\$ 90,110	\$ 41,532	\$ 16,519	\$ 1,790	\$ 17,352	\$ 175,652	\$ 534,417



Monthly Activity Report
Group Summary

Account Typ...	March 2022	April 2022	May 2022	June 2022	July 2022	August 2022	September 2022	October 2022	November 2022	December 2022	January 2023	February 2023
Fund: 112 - T.C.S.A.FUND												
Revenue	1,585.96	265,780.90	10,302.98	988.40	11,606.11	9,973.41	50,590.21	0.00	24,650.03	2,571.43	0.00	763.99
Expense	0.00	9,950.00	0.00	1,109.70	200.00	4,500.00	20,252.66	0.00	0.00	0.00	0.00	730.00
Fund 112 Surplus (Deficit):	1,585.96	255,830.90	10,302.98	-121.30	11,406.11	5,473.41	30,337.55	0.00	24,650.03	2,571.43	0.00	33.99
Fund: 113 - HOTEL OCCUPANCY TAX FUND												
Revenue	66,953.16	90,738.71	91,096.23	89,446.53	81,158.03	88,008.98	80,565.28	56,611.25	40,005.90	123,523.54	83,735.95	78,187.14
Expense	927,775.87	36,613.93	29,198.13	28,664.41	32,253.70	28,768.67	34,322.16	15,032.00	25,923.35	73,459.03	50,381.81	37,306.15
Fund 113 Surplus (Deficit):	-860,822.71	54,124.78	61,898.10	60,782.12	48,904.33	59,240.31	46,243.12	41,579.25	14,082.55	50,064.51	33,354.14	40,880.99
Fund: 115 - CITY SECRETARY'S SPECIAL REVENUE FUND												
Revenue	4,775.00	4,032.84	3,636.27	4,009.65	3,531.00	3,950.39	3,149.94	3,249.00	2,893.00	3,243.00	3,720.00	4,345.00
Expense	0.00	0.00	6,203.35	0.00	1,780.00	117.98	6,998.00	0.00	0.00	1,834.00	101.78	8,200.00
Fund 115 Surplus (Deficit):	4,775.00	4,032.84	-2,567.08	4,009.65	1,751.00	3,832.41	-3,848.06	3,249.00	2,893.00	1,409.00	3,618.22	-3,855.00
Fund: 116 - PUBLIC EDUCATION & GOV'T (PEG) FUND												
Revenue	380.00	122.81	33,939.58	183.15	0.00	34,547.21	32,194.75	0.00	0.00	0.00	0.00	32,429.75
Expense	479.94	479.94	-556.06	479.94	41,706.47	54,119.93	18,343.76	0.00	0.00	30,490.66	509.94	2,168.82
Fund 116 Surplus (Deficit):	-99.94	-357.13	34,495.64	-296.79	-41,706.47	-19,572.72	13,850.99	0.00	0.00	-30,490.66	-509.94	30,260.93
Fund: 131 - PARKLAND DEDICATION FUND												
Revenue	0.00	0.00	0.00	0.00	0.00	0.00	560,063.24	0.00	0.00	0.00	0.00	0.00
Expense	58,428.37	140,600.20	14,361.00	199,660.36	8,374.31	10,445.00	29,894.50	21,156.90	17,127.00	80,741.62	90,820.47	154,364.69
Fund 131 Surplus (Deficit):	-58,428.37	-140,600.20	-14,361.00	-199,660.36	-8,374.31	-10,445.00	530,168.74	-21,156.90	-17,127.00	-80,741.62	-90,820.47	-154,364.69
Fund: 150 - DEBT SERVICE FUND												
Revenue	184,194.46	91,990.45	366,946.31	69,725.99	135,226.96	30,888.44	32,627.07	90,461.91	538,171.26	3,376,438.30	3,024,785.93	612,956.46
Expense	6,044,222.83	0.00	2,250.00	3,500.00	1,500.00	1,738,152.96	0.00	0.00	500.00	0.00	0.00	6,139,987.20
Fund 150 Surplus (Deficit):	-5,860,028.37	91,990.45	364,696.31	66,225.99	133,726.96	-1,707,264.52	32,627.07	90,461.91	537,671.26	3,376,438.30	3,024,785.93	-5,527,030.74
Total Surplus (Deficit):	-6,773,018.43	265,021.64	454,464.95	-69,060.69	145,707.62	-1,668,736.11	649,379.41	114,133.26	562,169.84	3,319,250.96	2,970,427.88	-5,614,074.52

Fund	March 2022	April 2022	May 2022	June 2022	July 2022	August 2022	September 2022	October 2022	November 2022	December 2022	January 2023	February 2023
112 - T.C.S.A.FUND	1,585.96	255,830.90	10,302.98	-121.30	11,406.11	5,473.41	30,337.55	0.00	24,650.03	2,571.43	0.00	33.99
113 - HOTEL OCCUPANCY TAX ...	-860,822.71	54,124.78	61,898.10	60,782.12	48,904.33	59,240.31	46,243.12	41,579.25	14,082.55	50,064.51	33,354.14	40,880.99
115 - CITY SECRETARY'S SPECI...	4,775.00	4,032.84	-2,567.08	4,009.65	1,751.00	3,832.41	-3,848.06	3,249.00	2,893.00	1,409.00	3,618.22	-3,855.00
116 - PUBLIC EDUCATION & G...	-99.94	-357.13	34,495.64	-296.79	-41,706.47	-19,572.72	13,850.99	0.00	0.00	-30,490.66	-509.94	30,260.93
131 - PARKLAND DEDICATION ...	-58,428.37	-140,600.20	-14,361.00	-199,660.36	-8,374.31	-10,445.00	530,168.74	-21,156.90	-17,127.00	-80,741.62	-90,820.47	-154,364.69
150 - DEBT SERVICE FUND	-5,860,028.37	91,990.45	364,696.31	66,225.99	133,726.96	-1,707,264.52	32,627.07	90,461.91	537,671.26	3,376,438.30	3,024,785.93	-5,527,030.74
Total Surplus (Deficit):	-6,773,018.43	265,021.64	454,464.95	-69,060.69	145,707.62	-1,668,736.11	649,379.41	114,133.26	562,169.84	3,319,250.96	2,970,427.88	-5,614,074.52

**CITY OF EDINBURG
SPECIAL REVENUE FUNDS
FISCAL YEAR 2022/2023
As of February 28, 2023**

	Debt Service Fund (150)	Hotel Occupancy Tax (113)	Texas Controlled Substance Act (112)	Parkland Dedication Fund (131)	City Secretary Restricted Fund (115)	Public Education Gov't (PEG) Fund (116)	Total Special Revenue Funds
Beginning Fund Balance	\$ 233,958	\$ 1,013,159	\$ 899,293	\$ 459,455	\$ 201,921	\$ 471,454	\$ 3,279,241
Revenues/Collections:							
Oct	90,462	56,611	-	15,425	3,249	-	165,747
Nov	538,171	40,006	24,650	83,240	2,893	-	688,960
Dec	3,376,438	123,524	2,571	17,400	3,243	-	3,523,176
Jan	1,878,817	83,736	-	133,675	3,720	-	2,099,947
Feb	612,956	78,187	764	174,000	4,345	32,430	902,682
Mar							-
Apr							-
May							-
June							-
July							-
Aug							-
Sept							-
Total	6,496,844	382,064	27,985	423,740	17,450	32,430	7,380,513
Expenditures/Uses (year to date)	(6,139,987)	(202,102)	(730)	(364,212)	(10,136)	(33,169)	(6,750,336)
Transfers In/(Out):	-	-	-	-	-	-	-
Net Change (Current Year)	356,857	179,961	27,255	59,528	7,314	(740)	630,177
Ending Fund Balance	\$ 590,815	\$ 1,193,120	\$ 926,549	\$ 518,984	\$ 209,236	\$ 470,715	\$ 3,909,418

CITY OF EDINBURG
PROPERTY TAX COLLECTION - CURRENT

MONTH	FY 18/19	FY 19/20	FY 20/21	FY 21/22	FY 22/23	Difference FY 22/23 - 21/22	
OCT.	170,206	479,864	453,620	281,354	286,141	4,787	➡ 2%
NOV.	1,280,063	1,573,333	1,638,369	2,151,519	1,925,534	(225,986)	⬇ -11%
DEC.	9,739,341	10,015,900	11,087,411	13,157,368	12,468,554	(688,813)	⬇ -5%
JAN.	10,633,031	10,193,857	11,168,066	9,099,934	11,081,631	1,981,697	⬆ 22%
FEB.	1,263,297	1,770,867	1,975,631	2,400,763	2,130,920	(269,844)	⬇ -11%
MAR.	665,706	502,365	734,163	603,136			
APR.	298,164	295,686	364,424	299,219			
MAY	216,090	301,338	191,556	142,763			
JUN.	173,289	220,282	183,929	172,336			
JUL.	(502,253)	177,903	118,925	178,596			
AUG.	83,027	72,207	104,941	74,674			
SEP.	34,232	75,285	99,992	67,492			
TOTAL	<u>24,054,192</u>	<u>25,678,886</u>	<u>28,121,028</u>	<u>28,629,154</u>	<u>27,892,780</u>	801,842	➡ 3%

YTD COMPARISON:

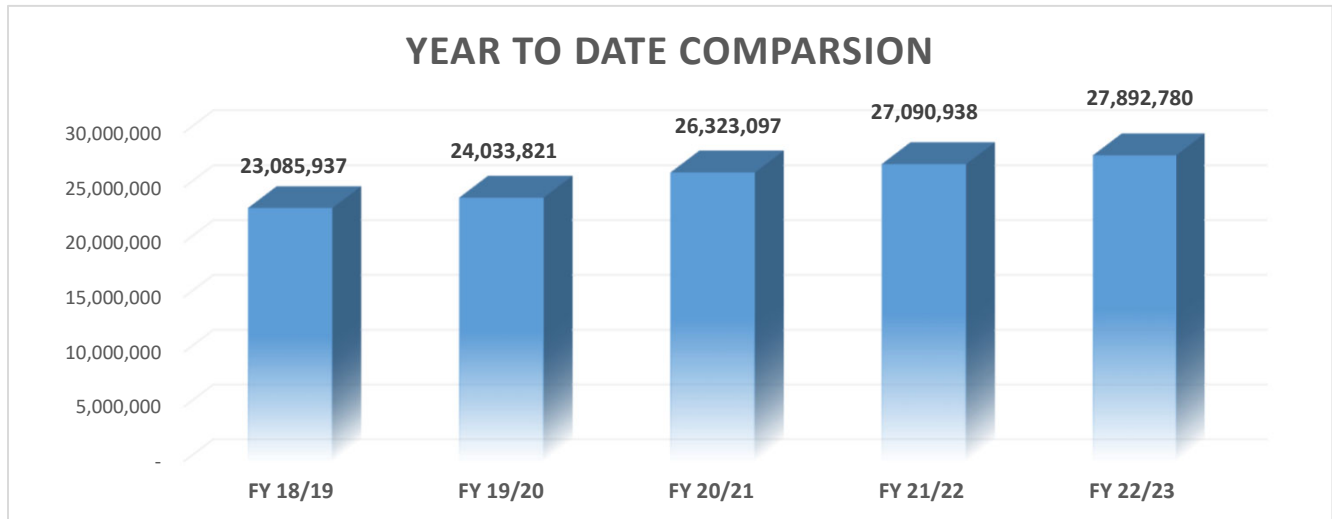
\$ 23,085,937 \$ 24,033,821 \$ 26,323,097 \$ 27,090,938 \$ 27,892,780

YTD COMPARISON: INCREASE/(DECREASE):

n/a 947,884 2,289,276 767,841 801,842

YTD COMPARISON: INCREASE/(DECREASE) % :

0% 4% 10% 3% 3%



* Missing 2/28/2023 as report was not received at the time this report was procuded.

NOTE: Certified Taxes Collected Report is provided to the City around the 15th after the last day of the prior month, for prior month's report is included.

PREPARED BY: JOHN M GONZALEZ

PABLO "PAUL" VILLARREAL JR., ASSESSOR & COLLECTOR
CITY OF EDINBURG TAXES COLLECTED FOR:
JANUARY 2023

COMPARATIVE RATE OF COLLECTIONS

CITY OF EDINBURG CEB (22)	ORIGINAL TAX LEVY	COLLECTED TO DATE	DROPPED YRS AFTER PURGE	MODIF. TO DATE	TAXES OUTSTANDING	PERCENT 2022/2023	COLLECTED 2021/2022
2022 TAX ROLL	38,127,169.45	32,700,496.51		1,054,634.74	6,481,307.68	83.46%	84.40%
2021 & PRIOR YRS	2,648,225.37	283,211.67		(45,620.34)	2,319,393.36	10.88%	10.59%
ROLLBACK	88,226.78	137,804.64		109,924.70	60,346.84	69.55%	30.86%
TOTALS	40,863,621.60	33,121,512.82	-	1,118,939.10	8,861,047.88		

BREAKDOWN OF TAX COLLECTIONS AND FEES FOR THE MONTH OF JANUARY 2023

	CITY OF EDINBURG	MONTHLY MODIFICATIONS
CURRENT YEAR-BASE TAX	14,066,330.59	(155,412.90) CURRENT
CURRENT YEAR-P&I	-	
PRIOR YEARS-BASE TAX	67,571.60	(5,852.46) PRIOR
PRIOR YEARS-P&I	20,380.53	
ROLLBACK	135,816.91	77,261.12 ROLLBACK
ROLLBACK P&I	-	
ATTORNEY FEES	12,788.27	- PURGED
TOTAL COLLECTIONS	14,302,887.90	(84,004.24)
LESS TRANSFERRED	6,085,726.74	
LESS IN TRANSIT	8,208,262.55	
LESS DUE TO HCAD COMM. FEE	2,146.61	
LESS DUE TO CO TREASURER	6,752.00	
BALANCE	-	

*****AFFIDAVIT*****

I, PABLO "PAUL" VILLARREAL JR., ASSESSOR-COLLECTOR OF TAXES FOR THE CITY OF EDINBURG, DO SOLEMNLY SWEAR THAT THE ABOVE STATEMENT OF TAXES COLLECTED BY ME FOR THE MONTH OF JANUARY 2023 IS CORRECT.

ASSESSOR-COLLECTOR OF TAXES FOR CITY OF EDINBURG, TEXAS

SWORN AND SUBSCRIBED BEFORE ME THIS 17TH DAY OF FEBRUARY 2023 A.D.

NOTARY PUBLIC, HIDALGO COUNTY, TEXAS



PABLO (PAUL) VILLARREAL, JR., TAX ASSESSOR/COLLECTOR
CITY OF EDINBURG
TAX COLLECTIONS FOR MONTH OF: JANUARY 2023

22 CEB

REPORT DATE	CURR BASE	CURR P&I	CURR RB	CURR RB P/I	PRIOR BASE	PRIOR P&I	PRIOR RB	DEL RB P/I	ATTY FEES	RB ATTY FEE	TOTAL	TOTAL TRANSF	DIFF.	DATE OF TRANSF
4-Jan	324,722.79	-			2,132.05	532.06			399.61		327,786.51		327,786.51	
4-Jan			-	-			3,599.82	-		-	3,599.82	3,599.82	-	11-Jan
5-Jan	539,847.88	-			1,845.70	540.70			348.49		542,582.77	863,617.28	(321,034.51)	11-Jan
6-Jan	259,214.06	-			605.34	176.13			105.09		260,100.62	260,100.62	-	12-Jan
6-Jan			-	-			7,292.84	-		-	7,292.84	7,292.84	-	12-Jan
7-Jan	(4,709.24)	-			(1,868.51)	(26.85)			(6.27)		(6,610.87)		(6,610.87)	
9-Jan	348,222.67	-			1,792.24	209.25			322.88		350,547.04	343,936.17	6,610.87	13-Jan
10-Jan	319,351.14	-			1,289.61	435.99			241.19		321,317.93	321,317.93	-	17-Jan
10-Jan			-	-			27,947.48	-		-	27,947.48	27,947.48	-	17-Jan
11-Jan	302,956.31	-			690.68	180.42			126.79		303,954.20	303,954.20	-	18-Jan
12-Jan	174,379.52	-			1,095.30	354.58			141.44		175,970.84	175,970.84	-	19-Jan
13-Jan	365,478.63	-			757.75	192.33			129.50		366,558.21	366,558.21	-	20-Jan
17-Jan	548,139.51	-			2,162.33	520.55			336.78		551,159.17	551,159.17	-	23-Jan
18-Jan	349,953.36	-			15,309.86	3,718.86			2,854.31		371,836.39	371,836.39	-	24-Jan
19-Jan	551,662.80	-			4,988.34	2,290.86			1,063.58		560,005.58	560,005.58	-	25-Jan
20-Jan	278,753.32	-			1,434.12	340.28			186.10		280,713.82	280,713.82	-	26-Jan
23-Jan	390,431.80	-			1,677.78	426.72			315.68		392,851.98	392,851.98	-	27-Jan
23-Jan			-	-			19,366.63	-		-	19,366.63	19,366.63	-	27-Jan
24-Jan	416,825.89	-			6,891.59	2,080.85			1,235.03		427,033.36	427,033.36	-	30-Jan
25-Jan	798,938.04	-			4,066.30	1,039.44			739.31		804,783.09	804,783.09	-	31-Jan
25-Jan			-	-			3,681.33	-		-	3,681.33	3,681.33	-	31-Jan
26-Jan	797,901.17	-			2,811.61	1,140.18			443.51		802,296.47	802,296.47	-	1-Feb
27-Jan	758,886.84	-			2,858.78	650.59			462.17		762,858.38	762,858.38	-	2-Feb
28-Jan	(7,556.77)	-			(2,474.76)	(18.11)			(12.67)		(10,062.31)		(10,062.31)	
30-Jan	1,233,451.06	-			2,219.28	905.09			416.67		1,236,992.10	1,226,929.79	10,062.31	3-Feb
31-Jan	5,319,479.81	-			17,286.21	4,690.61			2,939.08		5,344,395.71	5,342,249.10	2,146.61	16-Feb
31-Jan			-	-			73,928.81	-		-	73,928.81	73,928.81	-	16-Feb
TTL	14,066,330.59	0.00	0.00	0.00	67,571.60	20,380.53	135,816.91	0.00	12,788.27	0.00	14,302,887.90	14,293,989.29	8,898.61	

OVERALL TOTAL	14,302,887.90
LESS REFUNDS	0.00
LESS HCAD COMM FEES	2,146.61
LESS COMM/COST	6,752.00
BALANCE	14,293,989.29
LESS M/O TRANSFERRED	6,085,726.74
LESS M/O IN TRANSIT	8,208,262.55
BALANCE PENDING	0.00

**PABLO "PAUL" VILLARREAL JR., ASSESSOR & COLLECTOR
CITY OF EDINBURG
TAX COLLECTION REPORT
FOR THE MONTH OF JANUARY 2023**

<u>AD VALOREM - CITY OF EDINBURG</u>	<u>2022-2023</u>	<u>2021-2022</u>	<u>DIFFERENCE</u>
<u>2022 CURRENT</u>			
ORIGINAL LEVY	38,127,169.45	36,773,969.18	1,353,200.27
MODIFICATIONS	1,054,634.74	804,300.33	250,334.41
CURRENT LEVY	39,181,804.19	37,578,269.51	1,603,534.68
CURRENT COLLECTIONS THIS MONTH	14,066,330.59	12,251,884.41	1,814,446.18
CURRENT COLLECTIONS TO DATE	32,700,496.51	31,714,640.82	985,855.69
OUTSTANDING TO DATE	6,481,307.68	5,863,628.69	617,678.99
PERCENT COLLECTED/ORIGINAL	85.77%	86.24%	-0.47%
PERCENT COLLECTED/MODIFIED	83.46%	84.40%	-0.94%
TOTAL COLLECTIONS FISCAL YEAR	32,700,496.51	31,714,640.82	
 <u>DELINQUENT</u>			
ORIGINAL LEVY	2,648,225.37	2,695,906.55	(47,681.18)
MODIFICATIONS	(45,620.34)	(46,358.50)	738.16
DELINQUENT LEVY	2,602,605.03	2,649,548.05	(46,943.02)
DELINQUENT COLLECTIONS THIS MONTH	67,571.60	57,073.24	10,498.36
DELINQUENT COLLECTIONS TO DATE	283,211.67	280,629.18	2,582.49
OUTSTANDING TO DATE	2,319,393.36	2,368,918.87	(49,525.51)
PERCENT COLLECTED/ORIGINAL	10.69%	10.41%	0.28%
PERCENT COLLECTED/MODIFIED	10.88%	10.59%	0.29%
TOTAL COLLECTIONS FISCAL YEAR	283,211.67	280,629.18	
 <u>ROLLBACK</u>			
ORIGINAL LEVY	88,226.78	80,622.27	7,604.51
MODIFICATIONS	109,924.70	14,660.12	95,264.58
ROLLBACK LEVY	198,151.48	95,282.39	102,869.09
ROLLBACK COLLECTIONS THIS MONTH	135,816.91	1,777.50	134,039.41
ROLLBACK COLLECTIONS TO DATE	137,804.64	29,408.60	108,396.04
OUTSTANDING TO DATE	60,346.84	65,873.79	(5,526.95)
PERCENT COLLECTED/ORIGINAL	156.19%	36.48%	119.71%
PERCENT COLLECTED/MODIFIED	69.55%	30.86%	38.69%
TOTAL COLLECTIONS FISCAL YEAR	137,804.64	29,408.60	

02/15/2023 09:39:38 4212287
 TC298-D SELECTION: SYSTEM
 RECEIPT DATE: ALL
 LOCATION: LOCATION NAME NOT FOUND

TAX COLLECTION SYSTEM
 DEPOSIT DISTRIBUTION
 FROM: 01/01/2023 THRU 01/31/2023
 JURISDICTION: 0022 CITY OF EDINBURG

PAGE: 26
 EXCLUDES AG ROLLBACK

YEAR	FUND	TAX RATE	LEVY PAID	DISCOUNT GIVEN	PENALTY INTEREST	TIF AMOUNT	DISBURSE TOTAL	ATTORNEY	OTHER FEES	REFUND AMOUNT	PAYMENT AMOUNT
2022	M & O	.504200	11,081,630.94	.00	.00	.00	11,081,630.94	.00	.00	.00	11,081,630.94
	I & S	.135800	2,984,699.65	.00	.00	.00	2,984,699.65	.00	.00	.00	2,984,699.65
	TOTAL	.640000	14,066,330.59	.00	.00	.00	14,066,330.59	.00	.00	.00	14,066,330.59
2021	M & O	.544700	42,164.20	.00	10,129.04	.00	52,293.24	9,590.23	.00	.00	61,883.47
	I & S	.135300	10,473.51	.00	2,515.92	.00	12,989.43	.00	.00	.00	12,989.43
	TOTAL	.680000	52,637.71	.00	12,644.96	.00	65,282.67	9,590.23	.00	.00	74,872.90
2020	M & O	.582600	4,268.58	.00	1,707.03	.00	5,975.61	1,115.92	.00	.00	7,091.53
	I & S	.097400	713.61	.00	285.43	.00	999.04	.00	.00	.00	999.04
	TOTAL	.680000	4,982.19	.00	1,992.46	.00	6,974.65	1,115.92	.00	.00	8,090.57
2019	M & O	.557000	3,650.55	.00	1,728.37	.00	5,378.92	881.08	.00	.00	6,260.00
	I & S	.123000	806.11	.00	381.68	.00	1,187.79	.00	.00	.00	1,187.79
	TOTAL	.680000	4,456.66	.00	2,110.05	.00	6,566.71	881.08	.00	.00	7,447.79
2018	M & O	.544700	2,216.83	.00	1,267.37	.00	3,484.20	560.22	.00	.00	4,044.42
	I & S	.090300	367.52	.00	210.12	.00	577.64	.00	.00	.00	577.64
	TOTAL	.635000	2,584.35	.00	1,477.49	.00	4,061.84	560.22	.00	.00	4,622.06
2017	M & O	.558400	1,421.61	.00	875.87	.00	2,297.48	328.38	.00	.00	2,625.86
	I & S	.076600	195.01	.00	120.16	.00	315.17	.00	.00	.00	315.17
	TOTAL	.635000	1,616.62	.00	996.03	.00	2,612.65	328.38	.00	.00	2,941.03
2016	M & O	.534000	249.06	.00	110.36	.00	359.42	18.44	.00	.00	377.86
	I & S	.101000	47.10	.00	20.87	.00	67.97	.00	.00	.00	67.97
	TOTAL	.635000	296.16	.00	131.23	.00	427.39	18.44	.00	.00	445.83
2015	M & O	.539900	183.13	.00	175.81	.00	358.94	63.32	.00	.00	422.26
	I & S	.095100	32.26	.00	30.96	.00	63.22	.00	.00	.00	63.22
	TOTAL	.635000	215.39	.00	206.77	.00	422.16	63.32	.00	.00	485.48
2014	M & O	.523700	143.71	.00	115.21	.00	258.92	28.92	.00	.00	287.84
	I & S	.111300	30.55	.00	24.48	.00	55.03	.00	.00	.00	55.03
	TOTAL	.635000	174.26	.00	139.69	.00	313.95	28.92	.00	.00	342.87
2013	M & O	.521400	58.42	.00	31.76	.00	90.18	3.85	.00	.00	94.03
	I & S	.113600	12.72	.00	6.92	.00	19.64	.00	.00	.00	19.64
	TOTAL	.635000	71.14	.00	38.68	.00	109.82	3.85	.00	.00	113.67
2012	M & O	.521040	24.19	.00	31.93	.00	56.12	10.25	.00	.00	66.37
	I & S	.113960	5.29	.00	6.99	.00	12.28	.00	.00	.00	12.28
	TOTAL	.635000	29.48	.00	38.92	.00	68.40	10.25	.00	.00	78.65
2011	M & O	.520500	60.81	.00	74.42	.00	135.23	18.92	.00	.00	154.15
	I & S	.114500	13.37	.00	16.36	.00	29.73	.00	.00	.00	29.73
	TOTAL	.635000	74.18	.00	90.78	.00	164.96	18.92	.00	.00	183.88

02/15/2023 09:39:38 4212287
 TC298-D SELECTION: SYSTEM
 RECEIPT DATE: ALL
 LOCATION: LOCATION NAME NOT FOUND

TAX COLLECTION SYSTEM
 DEPOSIT DISTRIBUTION
 FROM: 01/01/2023 THRU 01/31/2023
 JURISDICTION: 0022 CITY OF EDINBURG

PAGE: 27
 EXCLUDES AG ROLLBACK

YEAR	FUND	TAX RATE	LEVY PAID	DISCOUNT GIVEN	PENALTY INTEREST	TIF AMOUNT	DISBURSE TOTAL	ATTORNEY	OTHER FEES	REFUND AMOUNT	PAYMENT AMOUNT
2010	M & O	.520040	16.13	.00	25.18	.00	41.31	7.57	.00	.00	48.88
	I & S	.114960	3.57	.00	5.57	.00	9.14	.00	.00	.00	9.14
	TOTAL	.635000	19.70	.00	30.75	.00	50.45	7.57	.00	.00	58.02
2009	M & O	.521900	84.00	.00	141.10	.00	225.10	41.09	.00	.00	266.19
	I & S	.113100	18.21	.00	30.58	.00	48.79	.00	.00	.00	48.79
	TOTAL	.635000	102.21	.00	171.68	.00	273.89	41.09	.00	.00	314.98
2008	M & O	.524210	181.92	.00	226.95	.00	408.87	52.89	.00	.00	461.76
	I & S	.110790	38.45	.00	47.96	.00	86.41	.00	.00	.00	86.41
	TOTAL	.635000	220.37	.00	274.91	.00	495.28	52.89	.00	.00	548.17
2007	M & O	.523260	15.38	.00	29.53	.00	44.91	8.18	.00	.00	53.09
	I & S	.111740	3.28	.00	6.30	.00	9.58	.00	.00	.00	9.58
	TOTAL	.635000	18.66	.00	35.83	.00	54.49	8.18	.00	.00	62.67
2006	M & O	.528740	107.75	.00	219.84	.00	327.59	59.01	.00	.00	386.60
	I & S	.106260	21.66	.00	44.19	.00	65.85	.00	.00	.00	65.85
	TOTAL	.635000	129.41	.00	264.03	.00	393.44	59.01	.00	.00	452.45
1982	M & O	.490000	11.52-	.00	52.42-	.00	63.94-	.00	.00	.00	63.94-
	I & S	.150000	3.53-	.00	16.05-	.00	19.58-	.00	.00	.00	19.58-
	TOTAL	.640000	15.05-	.00	68.47-	.00	83.52-	.00	.00	.00	83.52-
1981	M & O	.510000	32.83-	.00	153.20-	.00	186.03-	.00	.00	.00	186.03-
	I & S	.140000	9.01-	.00	42.06-	.00	51.07-	.00	.00	.00	51.07-
	TOTAL	.650000	41.84-	.00	195.26-	.00	237.10-	.00	.00	.00	237.10-
ALL	M & O		11,136,432.86	.00	16,684.15	.00	11,153,117.01	12,788.27	.00	.00	11,165,905.28
ALL	I & S		2,997,469.33	.00	3,696.38	.00	3,001,165.71	.00	.00	.00	3,001,165.71
ALL	TOTAL		14,133,902.19	.00	20,380.53	.00	14,154,282.72	12,788.27	.00	.00	14,167,070.99
DLQ	M & O		54,801.92	.00	16,684.15	.00	71,486.07	12,788.27	.00	.00	84,274.34
DLQ	I & S		12,769.68	.00	3,696.38	.00	16,466.06	.00	.00	.00	16,466.06
DLQ	TOTAL		67,571.60	.00	20,380.53	.00	87,952.13	12,788.27	.00	.00	100,740.40
CURR	M & O		11,081,630.94	.00	.00	.00	11,081,630.94	.00	.00	.00	11,081,630.94
CURR	I & S		2,984,699.65	.00	.00	.00	2,984,699.65	.00	.00	.00	2,984,699.65
CURR	TOTAL		14,066,330.59	.00	.00	.00	14,066,330.59	.00	.00	.00	14,066,330.59

02/15/2023 09:30:27 4212298
 TC298-D SELECTION: SYSTEM
 RECEIPT DATE: ALL
 LOCATION: LOCATION NAME NOT FOUND

TAX COLLECTION SYSTEM
 DEPOSIT DISTRIBUTION
 FROM: 01/01/2023 THRU 01/31/2023
 JURISDICTION: 0022 CITY OF EDINBURG

AG ROLLBACK ONLY PAGE: 7

YEAR	FUND	TAX RATE	LEVY PAID	DISCOUNT GIVEN	PENALTY INTEREST	TIF AMOUNT	DISBURSE TOTAL	ATTORNEY	OTHER FEES	REFUND AMOUNT	PAYMENT AMOUNT
2021	M & O	.544700	35,605.42	.00	.00	.00	35,605.42	.00	.00	.00	35,605.42
	I & S	.135300	8,844.15	.00	.00	.00	8,844.15	.00	.00	.00	8,844.15
	TOTAL	.680000	44,449.57	.00	.00	.00	44,449.57	.00	.00	.00	44,449.57
2020	M & O	.582600	39,841.32	.00	.00	.00	39,841.32	.00	.00	.00	39,841.32
	I & S	.097400	6,660.73	.00	.00	.00	6,660.73	.00	.00	.00	6,660.73
	TOTAL	.680000	46,502.05	.00	.00	.00	46,502.05	.00	.00	.00	46,502.05
2019	M & O	.557000	36,749.95	.00	.00	.00	36,749.95	.00	.00	.00	36,749.95
	I & S	.123000	8,115.34	.00	.00	.00	8,115.34	.00	.00	.00	8,115.34
	TOTAL	.680000	44,865.29	.00	.00	.00	44,865.29	.00	.00	.00	44,865.29
ALL	M & O		112,196.69	.00	.00	.00	112,196.69	.00	.00	.00	112,196.69
ALL	I & S		23,620.22	.00	.00	.00	23,620.22	.00	.00	.00	23,620.22
ALL	TOTAL		135,816.91	.00	.00	.00	135,816.91	.00	.00	.00	135,816.91
DLQ	M & O		112,196.69	.00	.00	.00	112,196.69	.00	.00	.00	112,196.69
DLQ	I & S		23,620.22	.00	.00	.00	23,620.22	.00	.00	.00	23,620.22
DLQ	TOTAL		135,816.91	.00	.00	.00	135,816.91	.00	.00	.00	135,816.91
CURR	M & O		.00	.00	.00	.00	.00	.00	.00	.00	.00
CURR	I & S		.00	.00	.00	.00	.00	.00	.00	.00	.00
CURR	TOTAL		.00	.00	.00	.00	.00	.00	.00	.00	.00

02/13/2023 10:45:25 4209875
 TC298-D SELECTION: SYSTEM
 RECEIPT DATE: ALL
 LOCATION: LOCATION NAME NOT FOUND

TAX COLLECTION SYSTEM
 DEPOSIT DISTRIBUTION
 FROM: 01/01/2023 THRU 01/31/2023
 JURISDICTION: 0022 CITY OF EDINBURG

PAGE: 26
 INCLUDES AG ROLLBACK

YEAR	FUND	TAX RATE	LEVY PAID	DISCOUNT GIVEN	PENALTY INTEREST	TIF AMOUNT	DISBURSE TOTAL	ATTORNEY	OTHER FEES	REFUND AMOUNT	PAYMENT AMOUNT
2022	M & O	.504200	11,081,630.94	.00	.00	.00	11,081,630.94	.00	.00	.00	11,081,630.94
	I & S	.135800	2,984,699.65	.00	.00	.00	2,984,699.65	.00	.00	.00	2,984,699.65
	TOTAL	.640000	14,066,330.59	.00	.00	.00	14,066,330.59	.00	.00	.00	14,066,330.59
2021	M & O	.544700	77,769.62	.00	10,129.04	.00	87,898.66	9,590.23	.00	.00	97,488.89
	I & S	.135300	19,317.66	.00	2,515.92	.00	21,833.58	.00	.00	.00	21,833.58
	TOTAL	.680000	97,087.28	.00	12,644.96	.00	109,732.24	9,590.23	.00	.00	119,322.47
2020	M & O	.582600	44,109.90	.00	1,707.03	.00	45,816.93	1,115.92	.00	.00	46,932.85
	I & S	.097400	7,374.34	.00	285.43	.00	7,659.77	.00	.00	.00	7,659.77
	TOTAL	.680000	51,484.24	.00	1,992.46	.00	53,476.70	1,115.92	.00	.00	54,592.62
2019	M & O	.557000	40,400.50	.00	1,728.37	.00	42,128.87	881.08	.00	.00	43,009.95
	I & S	.123000	8,921.45	.00	381.68	.00	9,303.13	.00	.00	.00	9,303.13
	TOTAL	.680000	49,321.95	.00	2,110.05	.00	51,432.00	881.08	.00	.00	52,313.08
2018	M & O	.544700	2,216.83	.00	1,267.37	.00	3,484.20	560.22	.00	.00	4,044.42
	I & S	.090300	367.52	.00	210.12	.00	577.64	.00	.00	.00	577.64
	TOTAL	.635000	2,584.35	.00	1,477.49	.00	4,061.84	560.22	.00	.00	4,622.06
2017	M & O	.558400	1,421.61	.00	875.87	.00	2,297.48	328.38	.00	.00	2,625.86
	I & S	.076600	195.01	.00	120.16	.00	315.17	.00	.00	.00	315.17
	TOTAL	.635000	1,616.62	.00	996.03	.00	2,612.65	328.38	.00	.00	2,941.03
2016	M & O	.534000	249.06	.00	110.36	.00	359.42	18.44	.00	.00	377.86
	I & S	.101000	47.10	.00	20.87	.00	67.97	.00	.00	.00	67.97
	TOTAL	.635000	296.16	.00	131.23	.00	427.39	18.44	.00	.00	445.83
2015	M & O	.539900	183.13	.00	175.81	.00	358.94	63.32	.00	.00	422.26
	I & S	.095100	32.26	.00	30.96	.00	63.22	.00	.00	.00	63.22
	TOTAL	.635000	215.39	.00	206.77	.00	422.16	63.32	.00	.00	485.48
2014	M & O	.523700	143.71	.00	115.21	.00	258.92	28.92	.00	.00	287.84
	I & S	.111300	30.55	.00	24.48	.00	55.03	.00	.00	.00	55.03
	TOTAL	.635000	174.26	.00	139.69	.00	313.95	28.92	.00	.00	342.87
2013	M & O	.521400	58.42	.00	31.76	.00	90.18	3.85	.00	.00	94.03
	I & S	.113600	12.72	.00	6.92	.00	19.64	.00	.00	.00	19.64
	TOTAL	.635000	71.14	.00	38.68	.00	109.82	3.85	.00	.00	113.67
2012	M & O	.521040	24.19	.00	31.93	.00	56.12	10.25	.00	.00	66.37
	I & S	.113960	5.29	.00	6.99	.00	12.28	.00	.00	.00	12.28
	TOTAL	.635000	29.48	.00	38.92	.00	68.40	10.25	.00	.00	78.65
2011	M & O	.520500	60.81	.00	74.42	.00	135.23	18.92	.00	.00	154.15
	I & S	.114500	13.37	.00	16.36	.00	29.73	.00	.00	.00	29.73
	TOTAL	.635000	74.18	.00	90.78	.00	164.96	18.92	.00	.00	183.88

02/13/2023 10:45:25 4209875
 TC298-D SELECTION: SYSTEM
 RECEIPT DATE: ALL
 LOCATION: LOCATION NAME NOT FOUND

TAX COLLECTION SYSTEM
 DEPOSIT DISTRIBUTION
 FROM: 01/01/2023 THRU 01/31/2023
 JURISDICTION: 0022 CITY OF EDINBURG

PAGE: 27
 INCLUDES AG ROLLBACK

YEAR	FUND	TAX RATE	LEVY PAID	DISCOUNT GIVEN	PENALTY INTEREST	TIF AMOUNT	DISBURSE TOTAL	ATTORNEY	OTHER FEES	REFUND AMOUNT	PAYMENT AMOUNT
2010	M & O	.520040	16.13	.00	25.18	.00	41.31	7.57	.00	.00	48.88
	I & S	.114960	3.57	.00	5.57	.00	9.14	.00	.00	.00	9.14
	TOTAL	.635000	19.70	.00	30.75	.00	50.45	7.57	.00	.00	58.02
2009	M & O	.521900	84.00	.00	141.10	.00	225.10	41.09	.00	.00	266.19
	I & S	.113100	18.21	.00	30.58	.00	48.79	.00	.00	.00	48.79
	TOTAL	.635000	102.21	.00	171.68	.00	273.89	41.09	.00	.00	314.98
2008	M & O	.524210	181.92	.00	226.95	.00	408.87	52.89	.00	.00	461.76
	I & S	.110790	38.45	.00	47.96	.00	86.41	.00	.00	.00	86.41
	TOTAL	.635000	220.37	.00	274.91	.00	495.28	52.89	.00	.00	548.17
2007	M & O	.523260	15.38	.00	29.53	.00	44.91	8.18	.00	.00	53.09
	I & S	.111740	3.28	.00	6.30	.00	9.58	.00	.00	.00	9.58
	TOTAL	.635000	18.66	.00	35.83	.00	54.49	8.18	.00	.00	62.67
2006	M & O	.528740	107.75	.00	219.84	.00	327.59	59.01	.00	.00	386.60
	I & S	.106260	21.66	.00	44.19	.00	65.85	.00	.00	.00	65.85
	TOTAL	.635000	129.41	.00	264.03	.00	393.44	59.01	.00	.00	452.45
1982	M & O	.490000	11.52-	.00	52.42-	.00	63.94-	.00	.00	.00	63.94-
	I & S	.150000	3.53-	.00	16.05-	.00	19.58-	.00	.00	.00	19.58-
	TOTAL	.640000	15.05-	.00	68.47-	.00	83.52-	.00	.00	.00	83.52-
1981	M & O	.510000	32.83-	.00	153.20-	.00	186.03-	.00	.00	.00	186.03-
	I & S	.140000	9.01-	.00	42.06-	.00	51.07-	.00	.00	.00	51.07-
	TOTAL	.650000	41.84-	.00	195.26-	.00	237.10-	.00	.00	.00	237.10-
ALL	M & O		11,248,629.55	.00	16,684.15	.00	11,265,313.70	12,788.27	.00	.00	11,278,101.97
ALL	I & S		3,021,089.55	.00	3,696.38	.00	3,024,785.93	.00	.00	.00	3,024,785.93
ALL	TOTAL		14,269,719.10	.00	20,380.53	.00	14,290,099.63	12,788.27	.00	.00	14,302,887.90
DLQ	M & O		166,998.61	.00	16,684.15	.00	183,682.76	12,788.27	.00	.00	196,471.03
DLQ	I & S		36,389.90	.00	3,696.38	.00	40,086.28	.00	.00	.00	40,086.28
DLQ	TOTAL		203,388.51	.00	20,380.53	.00	223,769.04	12,788.27	.00	.00	236,557.31
CURR	M & O		11,081,630.94	.00	.00	.00	11,081,630.94	.00	.00	.00	11,081,630.94
CURR	I & S		2,984,699.65	.00	.00	.00	2,984,699.65	.00	.00	.00	2,984,699.65
CURR	TOTAL		14,066,330.59	.00	.00	.00	14,066,330.59	.00	.00	.00	14,066,330.59

TAX COLLECTION SYSTEM
TAX COLLECTOR MONTHLY REPORT
FROM 01/01/2023 TO 01/31/2023

EXCLUDES AG ROLLBACK

FISCAL START: 10/01/2022 END: 09/30/2023 JURISDICTION: 0022 CITY OF EDINBURG

	CERT TAXABLE VALUE	ADJUSTMENTS	ADJ TAX VALUE	TAX RATE	TAX LEVY	PAID ACCTS
	-----	-----	-----	-----	-----	-----
CURRENT YEAR	6,063,760,149	174,596,000	6,238,356,149	00.640000	39,181,804.19	27,698
	-----	-----	-----	-----	-----	-----

YEAR	TAXES DUE	MONTH ADJ	ADJUSTMENT YTD	LEVY PAID	PAID YTD	BALANCE	COLL %	YTD UNCOLL

2022	38,127,169.45	155,412.90-	1,054,634.74	14,066,330.59	32,700,496.51	6,481,307.68	83.46	0.00
2021	794,535.75	4,817.28-	36,536.91-	52,637.71	209,898.68	548,100.16	27.69	1,055.74-
2020	307,299.71	1,035.18-	6,811.98-	4,982.19	31,240.28	269,247.45	10.40	0.00
2019	233,911.82	.00	81.20-	4,456.66	15,816.46	218,014.16	6.76	0.00
2018	199,536.23	.00	2,190.25-	2,584.35	7,771.94	189,574.04	3.94	0.00
2017	127,076.74	.00	0.00	1,616.62	4,309.66	122,767.08	3.39	0.00
2016	110,525.00	.00	0.00	296.16	2,756.47	107,768.53	2.49	0.00
2015	101,159.24	.00	0.00	215.39	2,475.56	98,683.68	2.45	0.00
2014	80,975.45	.00	0.00	174.26	2,096.79	78,878.66	2.59	0.00
2013	73,906.22	.00	0.00	71.14	1,459.45	72,446.77	1.97	0.00
2012	72,707.84	.00	0.00	29.48	520.16	72,187.68	.72	0.00
2011	70,361.79	.00	0.00	74.18	887.04	69,474.75	1.26	0.00
2010	69,236.04	.00	0.00	19.70	886.91	68,349.13	1.28	0.00
2009	57,834.02	.00	0.00	102.21	817.14	57,016.88	1.41	0.00
2008	49,443.10	.00	0.00	220.37	788.95	48,654.15	1.60	0.00
2007	48,838.57	.00	0.00	18.66	115.50	48,723.07	.24	0.00
2006	40,942.70	.00	0.00	129.41	412.24	40,530.46	1.01	0.00
2005	34,994.98	.00	0.00	0.00	152.32	34,842.66	.44	0.00
2004	32,688.48	.00	0.00	0.00	61.51	32,626.97	.19	0.00
2003	24,920.41	.00	0.00	0.00	77.70	24,842.71	.31	0.00
2002	24,661.00	.00	0.00	0.00	28.33	24,632.67	.11	0.00
2001	92,670.28	.00	0.00	56.89-	638.58	92,031.70	.69	0.00
****	40,775,394.82	161,265.36-	1,009,014.40	14,133,902.19	32,983,708.18	8,800,701.04		1,055.74-
CURR	38,127,169.45	155,412.90-	1,054,634.74	14,066,330.59	32,700,496.51	6,481,307.68		0.00
DELQ	2,648,225.37	5,852.46-	45,620.34-	67,571.60	283,211.67	2,319,393.36		1,055.74-

02/15/2023 09:38:4
TC168

4212298

TAX COLLECTION SYSTEM
TAX COLLECTOR MONTHLY REPORT
FROM 01/01/2023 TO 01/31/2023

AG ROLLBACK ONLY

PAGE: 8

FISCAL START: 10/01/2022 END: 09/30/2023 JURISDICTION: 0022 CITY OF EDINBURG

	CERT TAXABLE VALUE	ADJUSTMENTS	ADJ TAX VALUE	TAX RATE	TAX LEVY	PAID ACCTS
	-----	-----	-----	-----	-----	-----
CURRENT YEAR	0	0	0 0	00.000000	0.00	0
	-----	-----	-----	-----	-----	-----

YEAR	TAXES DUE	MONTH ADJ	ADJUSTMENT YTD	LEVY PAID	PAID YTD	BALANCE	COLL %	YTD UNCOLL

2021	20,637.28	17,568.20	28,548.47	44,449.57	45,112.09	4,073.66	91.72	0.00
2020	29,489.03	30,660.59	41,503.55	46,502.05	47,164.74	23,827.84	66.44	0.00
2019	32,521.71	29,032.33	39,872.68	44,865.29	45,527.81	26,866.58	62.89	0.00
2018	5,000.12	.00	0.00	0.00	0.00	5,000.12		0.00
2017	0.00	.00	0.00	0.00	0.00	0.00		0.00
2001	578.64	.00	0.00	0.00	0.00	578.64		0.00
****	88,226.78	77,261.12	109,924.70	135,816.91	137,804.64	60,346.84		0.00
CURR	0.00	.00	0.00	0.00	0.00	0.00		0.00
DELQ	88,226.78	77,261.12	109,924.70	135,816.91	137,804.64	60,346.84		0.00

02/13/2023 11:30:1
TC168

4209875

TAX COLLECTION SYSTEM
TAX COLLECTOR MONTHLY REPORT
FROM 01/01/2023 TO 01/31/2023

INCLUDES AG ROLLBACK

PAGE: 16

FISCAL START: 10/01/2022 END: 09/30/2023 JURISDICTION: 0022 CITY OF EDINBURG

	CERT TAXABLE VALUE	ADJUSTMENTS	ADJ TAX VALUE	TAX RATE	TAX LEVY	PAID ACCTS
	-----	-----	-----	-----	-----	-----
CURRENT YEAR	6,063,760,149	174,596,000	6,238,356,149	00.640000	39,181,804.19	27,683
	-----	-----	-----	-----	-----	-----

YEAR	TAXES DUE	MONTH ADJ	ADJUSTMENT YTD	LEVY PAID	PAID YTD	BALANCE	COLL %	YTD UNCOLL

2022	38,127,169.45	155,412.90-	1,054,634.74	14,066,330.59	32,700,496.51	6,481,307.68	83.46	0.00
2021	815,173.03	12,750.92	7,988.44-	97,087.28	255,010.77	552,173.82	31.59	1,055.74-
2020	336,788.74	29,625.41	34,691.57	51,484.24	78,405.02	293,075.29	21.11	0.00
2019	266,433.53	29,032.33	39,791.48	49,321.95	61,344.27	244,880.74	20.03	0.00
2018	204,536.35	.00	2,190.25-	2,584.35	7,771.94	194,574.16	3.84	0.00
2017	127,076.74	.00	0.00	1,616.62	4,309.66	122,767.08	3.39	0.00
2016	110,525.00	.00	0.00	296.16	2,756.47	107,768.53	2.49	0.00
2015	101,159.24	.00	0.00	215.39	2,475.56	98,683.68	2.45	0.00
2014	80,975.45	.00	0.00	174.26	2,096.79	78,878.66	2.59	0.00
2013	73,906.22	.00	0.00	71.14	1,459.45	72,446.77	1.97	0.00
2012	72,707.84	.00	0.00	29.48	520.16	72,187.68	.72	0.00
2011	70,361.79	.00	0.00	74.18	887.04	69,474.75	1.26	0.00
2010	69,236.04	.00	0.00	19.70	886.91	68,349.13	1.28	0.00
2009	57,834.02	.00	0.00	102.21	817.14	57,016.88	1.41	0.00
2008	49,443.10	.00	0.00	220.37	788.95	48,654.15	1.60	0.00
2007	48,838.57	.00	0.00	18.66	115.50	48,723.07	.24	0.00
2006	40,942.70	.00	0.00	129.41	412.24	40,530.46	1.01	0.00
2005	34,994.98	.00	0.00	0.00	152.32	34,842.66	.44	0.00
2004	32,688.48	.00	0.00	0.00	61.51	32,626.97	.19	0.00
2003	24,920.41	.00	0.00	0.00	77.70	24,842.71	.31	0.00
2002	24,661.00	.00	0.00	0.00	28.33	24,632.67	.11	0.00
2001	93,248.92	.00	0.00	56.89-	638.58	92,610.34	.68	0.00
****	40,863,621.60	84,004.24-	1,118,939.10	14,269,719.10	33,121,512.82	8,861,047.88		1,055.74-
CURR	38,127,169.45	155,412.90-	1,054,634.74	14,066,330.59	32,700,496.51	6,481,307.68		0.00
DELQ	2,736,452.15	71,408.66	64,304.36	203,388.51	421,016.31	2,379,740.20		1,055.74-

TAX COLLECTION SYSTEM
TAX COLLECTOR MONTHLY REPORT
FROM 01/01/2023 TO 01/31/2023

EXCLUDES AG ROLLBACK

JURISDICTION: 0022 CITY OF EDINBURG

	CERT TAXABLE VALUE	ADJUSTMENTS	ADJ TAX VALUE	TAX RATE	TAX LEVY	PAID ACCTS
	-----	-----	-----	-----	-----	-----
CURRENT YEAR	6,063,760,149	174,596,000	6,238,356,149	0.640000	39,181,804.19	27,698
	-----	-----	-----	-----	-----	-----

YEAR	TAXES DUE	MONTH ADJ	ADJUSTMENT YTD	LEVY PAID	PAID YTD	BALANCE	COLL %	YTD UNCOLL

2022	38,127,169.45	155,412.90-	1,054,634.74	14,066,330.59	32,700,496.51	6,481,307.68	83.46	0.00
	ADJUSTMENT REFUNDS	12,266.01-	13,176.49-					
2021	794,535.75	4,817.28-	36,536.91-	52,637.71	209,898.68	548,100.16	27.69	1,055.74-
	ADJUSTMENT REFUNDS	3,376.09-	32,382.22-					
2020	307,299.71	1,035.18-	6,811.98-	4,982.19	31,240.28	269,247.45	10.40	0.00
	ADJUSTMENT REFUNDS	967.18-	6,578.20-					
2019	233,911.82	.00	81.20-	4,456.66	15,816.46	218,014.16	6.76	0.00
	ADJUSTMENT REFUNDS	.00	81.20-					
2018	199,536.23	.00	2,190.25-	2,584.35	7,771.94	189,574.04	3.94	0.00
	ADJUSTMENT REFUNDS	.00	2,190.25-					
2017	127,076.74	.00	0.00	1,616.62	4,309.66	122,767.08	3.39	0.00
2016	110,525.00	.00	0.00	296.16	2,756.47	107,768.53	2.49	0.00
2015	101,159.24	.00	0.00	215.39	2,475.56	98,683.68	2.45	0.00
2014	80,975.45	.00	0.00	174.26	2,096.79	78,878.66	2.59	0.00
2013	73,906.22	.00	0.00	71.14	1,459.45	72,446.77	1.97	0.00
2012	72,707.84	.00	0.00	29.48	520.16	72,187.68	.72	0.00
2011	70,361.79	.00	0.00	74.18	887.04	69,474.75	1.26	0.00
2010	69,236.04	.00	0.00	19.70	886.91	68,349.13	1.28	0.00
2009	57,834.02	.00	0.00	102.21	817.14	57,016.88	1.41	0.00
2008	49,443.10	.00	0.00	220.37	788.95	48,654.15	1.60	0.00
2007	48,838.57	.00	0.00	18.66	115.50	48,723.07	.24	0.00
2006	40,942.70	.00	0.00	129.41	412.24	40,530.46	1.01	0.00
2005	34,994.98	.00	0.00	0.00	152.32	34,842.66	.44	0.00
2004	32,688.48	.00	0.00	0.00	61.51	32,626.97	.19	0.00
2003	24,920.41	.00	0.00	0.00	77.70	24,842.71	.31	0.00
2002	24,661.00	.00	0.00	0.00	28.33	24,632.67	.11	0.00
2001	92,670.28	.00	0.00	56.89-	638.58	92,031.70	.69	0.00
****	40,775,394.82	161,265.36-	1,009,014.40	14,133,902.19	32,983,708.18	8,800,701.04		1,055.74-
	ADJUSTMENT REFUNDS	16,609.28-	54,408.36-					

02/15/2023 12:30:1
TC168

4212679

TAX COLLECTION SYSTEM
TAX COLLECTOR MONTHLY REPORT
FROM 01/01/2023 TO 01/31/2023

AG ROLLBACK ONLY

PAGE: 8

JURISDICTION: 0022 CITY OF EDINBURG

	CERT TAXABLE VALUE	ADJUSTMENTS	ADJ TAX VALUE	TAX RATE	TAX LEVY	PAID ACCTS
	-----	-----	-----	-----	-----	-----
CURRENT YEAR	0	0	0	0.680000	49,185.75	20
	-----	-----	-----	-----	-----	-----

YEAR	TAXES DUE	MONTH ADJ	ADJUSTMENT YTD	LEVY PAID	PAID YTD	BALANCE	COLL %	YTD UNCOLL
	-----	-----	-----	-----	-----	-----	-----	-----
2021	20,637.28	17,568.20	28,548.47	44,449.57	45,112.09	4,073.66	91.72	0.00
ADJUSTMENT REFUNDS		3,376.09-	32,382.22-					
2020	29,489.03	30,660.59	41,503.55	46,502.05	47,164.74	23,827.84	66.44	0.00
ADJUSTMENT REFUNDS		967.18-	6,578.20-					
2019	32,521.71	29,032.33	39,872.68	44,865.29	45,527.81	26,866.58	62.89	0.00
ADJUSTMENT REFUNDS		.00	81.20-					
2018	5,000.12	.00	0.00	0.00	0.00	5,000.12		0.00
ADJUSTMENT REFUNDS		.00	2,190.25-					
2017	0.00	.00	0.00	0.00	0.00	0.00		0.00
2001	578.64	.00	0.00	0.00	0.00	578.64		0.00
****	88,226.78	77,261.12	109,924.70	135,816.91	137,804.64	60,346.84		0.00
ADJUSTMENT REFUNDS		4,343.27-	41,231.87-					

TAX COLLECTION SYSTEM
TAX COLLECTOR MONTHLY REPORT
FROM 01/01/2023 TO 01/31/2023

INCLUDES AG ROLLBACK

JURISDICTION: 0022 CITY OF EDINBURG

	CERT TAXABLE VALUE		ADJUSTMENTS	ADJ TAX VALUE	TAX RATE	TAX LEVY	PAID ACCTS	
	-----		-----	-----	-----	-----	-----	
CURRENT YEAR	6,063,760,149		174,596,000	6,238,356,149	0.640000	39,181,804.19	27,683	
	-----		-----	-----	-----	-----	-----	

YEAR	TAXES DUE	MONTH ADJ	ADJUSTMENT YTD	LEVY PAID	PAID YTD	BALANCE	COLL %	YTD UNCOLL

2022	38,127,169.45	155,412.90-	1,054,634.74	14,066,330.59	32,700,496.51	6,481,307.68	83.46	0.00
	ADJUSTMENT REFUNDS	12,266.01-	13,176.49-					
2021	815,173.03	12,750.92	7,988.44-	97,087.28	255,010.77	552,173.82	31.59	1,055.74-
	ADJUSTMENT REFUNDS	3,376.09-	32,382.22-					
2020	336,788.74	29,625.41	34,691.57	51,484.24	78,405.02	293,075.29	21.11	0.00
	ADJUSTMENT REFUNDS	967.18-	6,578.20-					
2019	266,433.53	29,032.33	39,791.48	49,321.95	61,344.27	244,880.74	20.03	0.00
	ADJUSTMENT REFUNDS	.00	81.20-					
2018	204,536.35	.00	2,190.25-	2,584.35	7,771.94	194,574.16	3.84	0.00
	ADJUSTMENT REFUNDS	.00	2,190.25-					
2017	127,076.74	.00	0.00	1,616.62	4,309.66	122,767.08	3.39	0.00
2016	110,525.00	.00	0.00	296.16	2,756.47	107,768.53	2.49	0.00
2015	101,159.24	.00	0.00	215.39	2,475.56	98,683.68	2.45	0.00
2014	80,975.45	.00	0.00	174.26	2,096.79	78,878.66	2.59	0.00
2013	73,906.22	.00	0.00	71.14	1,459.45	72,446.77	1.97	0.00
2012	72,707.84	.00	0.00	29.48	520.16	72,187.68	.72	0.00
2011	70,361.79	.00	0.00	74.18	887.04	69,474.75	1.26	0.00
2010	69,236.04	.00	0.00	19.70	886.91	68,349.13	1.28	0.00
2009	57,834.02	.00	0.00	102.21	817.14	57,016.88	1.41	0.00
2008	49,443.10	.00	0.00	220.37	788.95	48,654.15	1.60	0.00
2007	48,838.57	.00	0.00	18.66	115.50	48,723.07	.24	0.00
2006	40,942.70	.00	0.00	129.41	412.24	40,530.46	1.01	0.00
2005	34,994.98	.00	0.00	0.00	152.32	34,842.66	.44	0.00
2004	32,688.48	.00	0.00	0.00	61.51	32,626.97	.19	0.00
2003	24,920.41	.00	0.00	0.00	77.70	24,842.71	.31	0.00
2002	24,661.00	.00	0.00	0.00	28.33	24,632.67	.11	0.00
2001	93,248.92	.00	0.00	56.89-	638.58	92,610.34	.68	0.00
****	40,863,621.60	84,004.24-	1,118,939.10	14,269,719.10	33,121,512.82	8,861,047.88		1,055.74-
	ADJUSTMENT REFUNDS	16,609.28-	54,408.36-					

02/15/2023 10:00:02 4212295
 TC298-D SELECTION: SYSTEM
 RECEIPT DATE: ALL
 LOCATION: LOCATION NAME NOT FOUND

TAX COLLECTION SYSTEM
 DEPOSIT DISTRIBUTION
 FROM: 10/01/2022 THRU 01/31/2023
 JURISDICTION: 0022 CITY OF EDINBURG

PAGE: 28
 EXCLUDES AG ROLLBACK

YEAR	FUND	TAX RATE	LEVY PAID	DISCOUNT GIVEN	PENALTY INTEREST	TIF AMOUNT	DISBURSE TOTAL	ATTORNEY	OTHER FEES	REFUND AMOUNT	PAYMENT AMOUNT
2022	M & O	.504200	25,761,859.65	.00	.00	.00	25,761,859.65	.00	.00	.00	25,761,859.65
	I & S	.135800	6,938,636.86	.00	.00	.00	6,938,636.86	.00	.00	.00	6,938,636.86
	TOTAL	.640000	32,700,496.51	.00	.00	.00	32,700,496.51	.00	.00	.00	32,700,496.51
2021	M & O	.544700	168,134.41	.00	30,216.47	.00	198,350.88	39,850.58	.00	.00	238,201.46
	I & S	.135300	41,764.27	.00	7,505.61	.00	49,269.88	.00	.00	.00	49,269.88
	TOTAL	.680000	209,898.68	.00	37,722.08	.00	247,620.76	39,850.58	.00	.00	287,471.34
2020	M & O	.582600	26,765.64	.00	10,572.80	.00	37,338.44	7,109.49	.00	.00	44,447.93
	I & S	.097400	4,474.64	.00	1,767.66	.00	6,242.30	.00	.00	.00	6,242.30
	TOTAL	.680000	31,240.28	.00	12,340.46	.00	43,580.74	7,109.49	.00	.00	50,690.23
2019	M & O	.557000	12,955.57	.00	5,653.20	.00	18,608.77	3,075.00	.00	.00	21,683.77
	I & S	.123000	2,860.89	.00	1,248.38	.00	4,109.27	.00	.00	.00	4,109.27
	TOTAL	.680000	15,816.46	.00	6,901.58	.00	22,718.04	3,075.00	.00	.00	25,793.04
2018	M & O	.544700	6,666.76	.00	4,494.75	.00	11,161.51	1,979.28	.00	.00	13,140.79
	I & S	.090300	1,105.18	.00	745.13	.00	1,850.31	.00	.00	.00	1,850.31
	TOTAL	.635000	7,771.94	.00	5,239.88	.00	13,011.82	1,979.28	.00	.00	14,991.10
2017	M & O	.558400	3,789.82	.00	2,215.95	.00	6,005.77	811.84	.00	.00	6,817.61
	I & S	.076600	519.84	.00	303.99	.00	823.83	.00	.00	.00	823.83
	TOTAL	.635000	4,309.66	.00	2,519.94	.00	6,829.60	811.84	.00	.00	7,641.44
2016	M & O	.534000	2,318.05	.00	1,524.11	.00	3,842.16	504.98	.00	.00	4,347.14
	I & S	.101000	438.42	.00	288.27	.00	726.69	.00	.00	.00	726.69
	TOTAL	.635000	2,756.47	.00	1,812.38	.00	4,568.85	504.98	.00	.00	5,073.83
2015	M & O	.539900	2,104.81	.00	1,713.33	.00	3,818.14	549.62	.00	.00	4,367.76
	I & S	.095100	370.75	.00	301.78	.00	672.53	.00	.00	.00	672.53
	TOTAL	.635000	2,475.56	.00	2,015.11	.00	4,490.67	549.62	.00	.00	5,040.29
2014	M & O	.523700	1,729.28	.00	1,451.82	.00	3,181.10	401.65	.00	.00	3,582.75
	I & S	.111300	367.51	.00	308.57	.00	676.08	.00	.00	.00	676.08
	TOTAL	.635000	2,096.79	.00	1,760.39	.00	3,857.18	401.65	.00	.00	4,258.83
2013	M & O	.521400	1,198.37	.00	1,003.20	.00	2,201.57	182.17	.00	.00	2,383.74
	I & S	.113600	261.08	.00	218.57	.00	479.65	.00	.00	.00	479.65
	TOTAL	.635000	1,459.45	.00	1,221.77	.00	2,681.22	182.17	.00	.00	2,863.39
2012	M & O	.521040	426.80	.00	353.75	.00	780.55	51.68	.00	.00	832.23
	I & S	.113960	93.36	.00	77.36	.00	170.72	.00	.00	.00	170.72
	TOTAL	.635000	520.16	.00	431.11	.00	951.27	51.68	.00	.00	1,002.95
2011	M & O	.520500	727.10	.00	640.05	.00	1,367.15	75.79	.00	.00	1,442.94
	I & S	.114500	159.94	.00	140.77	.00	300.71	.00	.00	.00	300.71
	TOTAL	.635000	887.04	.00	780.82	.00	1,667.86	75.79	.00	.00	1,743.65

02/15/2023 10:00:02 4212295
 TC298-D SELECTION: SYSTEM
 RECEIPT DATE: ALL
 LOCATION: LOCATION NAME NOT FOUND

TAX COLLECTION SYSTEM
 DEPOSIT DISTRIBUTION
 FROM: 10/01/2022 THRU 01/31/2023
 JURISDICTION: 0022 CITY OF EDINBURG

PAGE: 29
 EXCLUDES AG ROLLBACK

YEAR	FUND	TAX RATE	LEVY PAID	DISCOUNT GIVEN	PENALTY INTEREST	TIF AMOUNT	DISBURSE TOTAL	ATTORNEY	OTHER FEES	REFUND AMOUNT	PAYMENT AMOUNT
2010	M & O	.520040	726.34	.00	757.73	.00	1,484.07	49.79	.00	.00	1,533.86
	I & S	.114960	160.57	.00	167.52	.00	328.09	.00	.00	.00	328.09
	TOTAL	.635000	886.91	.00	925.25	.00	1,812.16	49.79	.00	.00	1,861.95
2009	M & O	.521900	671.60	.00	749.09	.00	1,420.69	116.31	.00	.00	1,537.00
	I & S	.113100	145.54	.00	162.35	.00	307.89	.00	.00	.00	307.89
	TOTAL	.635000	817.14	.00	911.44	.00	1,728.58	116.31	.00	.00	1,844.89
2008	M & O	.524210	651.30	.00	1,032.20	.00	1,683.50	276.19	.00	.00	1,959.69
	I & S	.110790	137.65	.00	218.15	.00	355.80	.00	.00	.00	355.80
	TOTAL	.635000	788.95	.00	1,250.35	.00	2,039.30	276.19	.00	.00	2,315.49
2007	M & O	.523260	95.17	.00	172.33	.00	267.50	46.61	.00	.00	314.11
	I & S	.111740	20.33	.00	36.78	.00	57.11	.00	.00	.00	57.11
	TOTAL	.635000	115.50	.00	209.11	.00	324.61	46.61	.00	.00	371.22
2006	M & O	.528740	343.26	.00	679.02	.00	1,022.28	180.16	.00	.00	1,202.44
	I & S	.106260	68.98	.00	136.47	.00	205.45	.00	.00	.00	205.45
	TOTAL	.635000	412.24	.00	815.49	.00	1,227.73	180.16	.00	.00	1,407.89
2005	M & O	.520850	124.93	.00	255.21	.00	380.14	66.61	.00	.00	446.75
	I & S	.114150	27.39	.00	55.93	.00	83.32	.00	.00	.00	83.32
	TOTAL	.635000	152.32	.00	311.14	.00	463.46	66.61	.00	.00	530.07
2004	M & O	.521690	50.53	.00	114.71	.00	165.24	30.17	.00	.00	195.41
	I & S	.113310	10.98	.00	24.92	.00	35.90	.00	.00	.00	35.90
	TOTAL	.635000	61.51	.00	139.63	.00	201.14	30.17	.00	.00	231.31
2003	M & O	.520050	63.64	.00	151.83	.00	215.47	39.47	.00	.00	254.94
	I & S	.114950	14.06	.00	33.56	.00	47.62	.00	.00	.00	47.62
	TOTAL	.635000	77.70	.00	185.39	.00	263.09	39.47	.00	.00	302.56
2002	M & O	.481290	21.47	.00	53.89	.00	75.36	14.92	.00	.00	90.28
	I & S	.153710	6.86	.00	17.21	.00	24.07	.00	.00	.00	24.07
	TOTAL	.635000	28.33	.00	71.10	.00	99.43	14.92	.00	.00	114.35
2000	M & O	.480380	283.76	.00	681.73	.00	965.49	25.44	.00	.00	990.93
	I & S	.154620	91.34	.00	219.43	.00	310.77	.00	.00	.00	310.77
	TOTAL	.635000	375.10	.00	901.16	.00	1,276.26	25.44	.00	.00	1,301.70
1999	M & O	.518950	121.79	.00	301.14	.00	422.93	.00	.00	.00	422.93
	I & S	.116050	27.24	.00	67.34	.00	94.58	.00	.00	.00	94.58
	TOTAL	.635000	149.03	.00	368.48	.00	517.51	.00	.00	.00	517.51
1996	M & O	.515250	47.24	.00	113.39	.00	160.63	19.13	.00	.00	179.76
	I & S	.119750	10.99	.00	26.36	.00	37.35	.00	.00	.00	37.35
	TOTAL	.635000	58.23	.00	139.75	.00	197.98	19.13	.00	.00	217.11

02/15/2023 10:00:02 4212295
 TC298-D SELECTION: SYSTEM
 RECEIPT DATE: ALL
 LOCATION: LOCATION NAME NOT FOUND

TAX COLLECTION SYSTEM
 DEPOSIT DISTRIBUTION
 FROM: 10/01/2022 THRU 01/31/2023
 JURISDICTION: 0022 CITY OF EDINBURG

PAGE: 30
 EXCLUDES AG ROLLBACK

YEAR	FUND	TAX RATE	LEVY PAID	DISCOUNT GIVEN	PENALTY INTEREST	TIF AMOUNT	DISBURSE TOTAL	ATTORNEY	OTHER FEES	REFUND AMOUNT	PAYMENT AMOUNT
1995	M & O	.508930	37.97	.00	95.45	.00	133.42	16.42	.00	.00	149.84
	I & S	.126070	9.41	.00	23.64	.00	33.05	.00	.00	.00	33.05
	TOTAL	.635000	47.38	.00	119.09	.00	166.47	16.42	.00	.00	182.89
1981	M & O	.510000	6.94	.00	32.29	.00	39.23	.00	.00	.00	39.23
	I & S	.140000	1.90	.00	8.87	.00	10.77	.00	.00	.00	10.77
	TOTAL	.650000	8.84	.00	41.16	.00	50.00	.00	.00	.00	50.00
ALL	M & O		25,991,922.20	.00	65,029.44	.00	26,056,951.64	55,473.30	.00	.00	26,112,424.94
ALL	I & S		6,991,785.98	.00	14,104.62	.00	7,005,890.60	.00	.00	.00	7,005,890.60
ALL	TOTAL		32,983,708.18	.00	79,134.06	.00	33,062,842.24	55,473.30	.00	.00	33,118,315.54
DLQ	M & O		230,062.55	.00	65,029.44	.00	295,091.99	55,473.30	.00	.00	350,565.29
DLQ	I & S		53,149.12	.00	14,104.62	.00	67,253.74	.00	.00	.00	67,253.74
DLQ	TOTAL		283,211.67	.00	79,134.06	.00	362,345.73	55,473.30	.00	.00	417,819.03
CURR	M & O		25,761,859.65	.00	.00	.00	25,761,859.65	.00	.00	.00	25,761,859.65
CURR	I & S		6,938,636.86	.00	.00	.00	6,938,636.86	.00	.00	.00	6,938,636.86
CURR	TOTAL		32,700,496.51	.00	.00	.00	32,700,496.51	.00	.00	.00	32,700,496.51

02/09/2023 16:57:22 4207945
 TC298-D SELECTION: SYSTEM
 RECEIPT DATE: ALL
 LOCATION: LOCATION NAME NOT FOUND

TAX COLLECTION SYSTEM
 DEPOSIT DISTRIBUTION
 FROM: 10/01/2022 THRU 01/31/2023
 JURISDICTION: 0022 CITY OF EDINBURG

AG ROLLBACK ONLY PAGE: 8

YEAR	FUND	TAX RATE	LEVY PAID	DISCOUNT GIVEN	PENALTY INTEREST	TIF AMOUNT	DISBURSE TOTAL	ATTORNEY	OTHER FEES	REFUND AMOUNT	PAYMENT AMOUNT
2021	M & O	.544700	36,136.12	.00	.00	.00	36,136.12	.00	.00	.00	36,136.12
	I & S	.135300	8,975.97	.00	.00	.00	8,975.97	.00	.00	.00	8,975.97
	TOTAL	.680000	45,112.09	.00	.00	.00	45,112.09	.00	.00	.00	45,112.09
2020	M & O	.582600	40,409.09	.00	.00	.00	40,409.09	.00	.00	.00	40,409.09
	I & S	.097400	6,755.65	.00	.00	.00	6,755.65	.00	.00	.00	6,755.65
	TOTAL	.680000	47,164.74	.00	.00	.00	47,164.74	.00	.00	.00	47,164.74
2019	M & O	.557000	37,292.63	.00	.00	.00	37,292.63	.00	.00	.00	37,292.63
	I & S	.123000	8,235.18	.00	.00	.00	8,235.18	.00	.00	.00	8,235.18
	TOTAL	.680000	45,527.81	.00	.00	.00	45,527.81	.00	.00	.00	45,527.81
ALL	M & O		113,837.84	.00	.00	.00	113,837.84	.00	.00	.00	113,837.84
ALL	I & S		23,966.80	.00	.00	.00	23,966.80	.00	.00	.00	23,966.80
ALL	TOTAL		137,804.64	.00	.00	.00	137,804.64	.00	.00	.00	137,804.64
DLQ	M & O		113,837.84	.00	.00	.00	113,837.84	.00	.00	.00	113,837.84
DLQ	I & S		23,966.80	.00	.00	.00	23,966.80	.00	.00	.00	23,966.80
DLQ	TOTAL		137,804.64	.00	.00	.00	137,804.64	.00	.00	.00	137,804.64
CURR	M & O		.00	.00	.00	.00	.00	.00	.00	.00	.00
CURR	I & S		.00	.00	.00	.00	.00	.00	.00	.00	.00
CURR	TOTAL		.00	.00	.00	.00	.00	.00	.00	.00	.00

02/15/2023 09:58:23 4212294
 TC298-D SELECTION: SYSTEM
 RECEIPT DATE: ALL
 LOCATION: LOCATION NAME NOT FOUND

TAX COLLECTION SYSTEM
 DEPOSIT DISTRIBUTION
 FROM: 10/01/2022 THRU 01/31/2023
 JURISDICTION: 0022 CITY OF EDINBURG

PAGE: 28
 INCLUDES AG ROLLBACK

YEAR	FUND	TAX RATE	LEVY PAID	DISCOUNT GIVEN	PENALTY INTEREST	TIF AMOUNT	DISBURSE TOTAL	ATTORNEY	OTHER FEES	REFUND AMOUNT	PAYMENT AMOUNT
2022	M & O	.504200	25,761,859.65	.00	.00	.00	25,761,859.65	.00	.00	.00	25,761,859.65
	I & S	.135800	6,938,636.86	.00	.00	.00	6,938,636.86	.00	.00	.00	6,938,636.86
	TOTAL	.640000	32,700,496.51	.00	.00	.00	32,700,496.51	.00	.00	.00	32,700,496.51
2021	M & O	.544700	204,270.53	.00	30,216.47	.00	234,487.00	39,850.58	.00	.00	274,337.58
	I & S	.135300	50,740.24	.00	7,505.61	.00	58,245.85	.00	.00	.00	58,245.85
	TOTAL	.680000	255,010.77	.00	37,722.08	.00	292,732.85	39,850.58	.00	.00	332,583.43
2020	M & O	.582600	67,174.73	.00	10,572.80	.00	77,747.53	7,109.49	.00	.00	84,857.02
	I & S	.097400	11,230.29	.00	1,767.66	.00	12,997.95	.00	.00	.00	12,997.95
	TOTAL	.680000	78,405.02	.00	12,340.46	.00	90,745.48	7,109.49	.00	.00	97,854.97
2019	M & O	.557000	50,248.20	.00	5,653.20	.00	55,901.40	3,075.00	.00	.00	58,976.40
	I & S	.123000	11,096.07	.00	1,248.38	.00	12,344.45	.00	.00	.00	12,344.45
	TOTAL	.680000	61,344.27	.00	6,901.58	.00	68,245.85	3,075.00	.00	.00	71,320.85
2018	M & O	.544700	6,666.76	.00	4,494.75	.00	11,161.51	1,979.28	.00	.00	13,140.79
	I & S	.090300	1,105.18	.00	745.13	.00	1,850.31	.00	.00	.00	1,850.31
	TOTAL	.635000	7,771.94	.00	5,239.88	.00	13,011.82	1,979.28	.00	.00	14,991.10
2017	M & O	.558400	3,789.82	.00	2,215.95	.00	6,005.77	811.84	.00	.00	6,817.61
	I & S	.076600	519.84	.00	303.99	.00	823.83	.00	.00	.00	823.83
	TOTAL	.635000	4,309.66	.00	2,519.94	.00	6,829.60	811.84	.00	.00	7,641.44
2016	M & O	.534000	2,318.05	.00	1,524.11	.00	3,842.16	504.98	.00	.00	4,347.14
	I & S	.101000	438.42	.00	288.27	.00	726.69	.00	.00	.00	726.69
	TOTAL	.635000	2,756.47	.00	1,812.38	.00	4,568.85	504.98	.00	.00	5,073.83
2015	M & O	.539900	2,104.81	.00	1,713.33	.00	3,818.14	549.62	.00	.00	4,367.76
	I & S	.095100	370.75	.00	301.78	.00	672.53	.00	.00	.00	672.53
	TOTAL	.635000	2,475.56	.00	2,015.11	.00	4,490.67	549.62	.00	.00	5,040.29
2014	M & O	.523700	1,729.28	.00	1,451.82	.00	3,181.10	401.65	.00	.00	3,582.75
	I & S	.111300	367.51	.00	308.57	.00	676.08	.00	.00	.00	676.08
	TOTAL	.635000	2,096.79	.00	1,760.39	.00	3,857.18	401.65	.00	.00	4,258.83
2013	M & O	.521400	1,198.37	.00	1,003.20	.00	2,201.57	182.17	.00	.00	2,383.74
	I & S	.113600	261.08	.00	218.57	.00	479.65	.00	.00	.00	479.65
	TOTAL	.635000	1,459.45	.00	1,221.77	.00	2,681.22	182.17	.00	.00	2,863.39
2012	M & O	.521040	426.80	.00	353.75	.00	780.55	51.68	.00	.00	832.23
	I & S	.113960	93.36	.00	77.36	.00	170.72	.00	.00	.00	170.72
	TOTAL	.635000	520.16	.00	431.11	.00	951.27	51.68	.00	.00	1,002.95
2011	M & O	.520500	727.10	.00	640.05	.00	1,367.15	75.79	.00	.00	1,442.94
	I & S	.114500	159.94	.00	140.77	.00	300.71	.00	.00	.00	300.71
	TOTAL	.635000	887.04	.00	780.82	.00	1,667.86	75.79	.00	.00	1,743.65

02/15/2023 09:58:23 4212294
 TC298-D SELECTION: SYSTEM
 RECEIPT DATE: ALL
 LOCATION: LOCATION NAME NOT FOUND

TAX COLLECTION SYSTEM
 DEPOSIT DISTRIBUTION
 FROM: 10/01/2022 THRU 01/31/2023
 JURISDICTION: 0022 CITY OF EDINBURG

PAGE: 29
 INCLUDES AG ROLLBACK

YEAR	FUND	TAX RATE	LEVY PAID	DISCOUNT GIVEN	PENALTY INTEREST	TIF AMOUNT	DISBURSE TOTAL	ATTORNEY	OTHER FEES	REFUND AMOUNT	PAYMENT AMOUNT
2010	M & O	.520040	726.34	.00	757.73	.00	1,484.07	49.79	.00	.00	1,533.86
	I & S	.114960	160.57	.00	167.52	.00	328.09	.00	.00	.00	328.09
	TOTAL	.635000	886.91	.00	925.25	.00	1,812.16	49.79	.00	.00	1,861.95
2009	M & O	.521900	671.60	.00	749.09	.00	1,420.69	116.31	.00	.00	1,537.00
	I & S	.113100	145.54	.00	162.35	.00	307.89	.00	.00	.00	307.89
	TOTAL	.635000	817.14	.00	911.44	.00	1,728.58	116.31	.00	.00	1,844.89
2008	M & O	.524210	651.30	.00	1,032.20	.00	1,683.50	276.19	.00	.00	1,959.69
	I & S	.110790	137.65	.00	218.15	.00	355.80	.00	.00	.00	355.80
	TOTAL	.635000	788.95	.00	1,250.35	.00	2,039.30	276.19	.00	.00	2,315.49
2007	M & O	.523260	95.17	.00	172.33	.00	267.50	46.61	.00	.00	314.11
	I & S	.111740	20.33	.00	36.78	.00	57.11	.00	.00	.00	57.11
	TOTAL	.635000	115.50	.00	209.11	.00	324.61	46.61	.00	.00	371.22
2006	M & O	.528740	343.26	.00	679.02	.00	1,022.28	180.16	.00	.00	1,202.44
	I & S	.106260	68.98	.00	136.47	.00	205.45	.00	.00	.00	205.45
	TOTAL	.635000	412.24	.00	815.49	.00	1,227.73	180.16	.00	.00	1,407.89
2005	M & O	.520850	124.93	.00	255.21	.00	380.14	66.61	.00	.00	446.75
	I & S	.114150	27.39	.00	55.93	.00	83.32	.00	.00	.00	83.32
	TOTAL	.635000	152.32	.00	311.14	.00	463.46	66.61	.00	.00	530.07
2004	M & O	.521690	50.53	.00	114.71	.00	165.24	30.17	.00	.00	195.41
	I & S	.113310	10.98	.00	24.92	.00	35.90	.00	.00	.00	35.90
	TOTAL	.635000	61.51	.00	139.63	.00	201.14	30.17	.00	.00	231.31
2003	M & O	.520050	63.64	.00	151.83	.00	215.47	39.47	.00	.00	254.94
	I & S	.114950	14.06	.00	33.56	.00	47.62	.00	.00	.00	47.62
	TOTAL	.635000	77.70	.00	185.39	.00	263.09	39.47	.00	.00	302.56
2002	M & O	.481290	21.47	.00	53.89	.00	75.36	14.92	.00	.00	90.28
	I & S	.153710	6.86	.00	17.21	.00	24.07	.00	.00	.00	24.07
	TOTAL	.635000	28.33	.00	71.10	.00	99.43	14.92	.00	.00	114.35
2000	M & O	.480380	283.76	.00	681.73	.00	965.49	25.44	.00	.00	990.93
	I & S	.154620	91.34	.00	219.43	.00	310.77	.00	.00	.00	310.77
	TOTAL	.635000	375.10	.00	901.16	.00	1,276.26	25.44	.00	.00	1,301.70
1999	M & O	.518950	121.79	.00	301.14	.00	422.93	.00	.00	.00	422.93
	I & S	.116050	27.24	.00	67.34	.00	94.58	.00	.00	.00	94.58
	TOTAL	.635000	149.03	.00	368.48	.00	517.51	.00	.00	.00	517.51
1996	M & O	.515250	47.24	.00	113.39	.00	160.63	19.13	.00	.00	179.76
	I & S	.119750	10.99	.00	26.36	.00	37.35	.00	.00	.00	37.35
	TOTAL	.635000	58.23	.00	139.75	.00	197.98	19.13	.00	.00	217.11

02/15/2023 09:58:23 4212294
 TC298-D SELECTION: SYSTEM
 RECEIPT DATE: ALL
 LOCATION: LOCATION NAME NOT FOUND

TAX COLLECTION SYSTEM
 DEPOSIT DISTRIBUTION
 FROM: 10/01/2022 THRU 01/31/2023
 JURISDICTION: 0022 CITY OF EDINBURG

PAGE: 30
 INCLUDES AG ROLLBACK

YEAR	FUND	TAX RATE	LEVY PAID	DISCOUNT GIVEN	PENALTY INTEREST	TIF AMOUNT	DISBURSE TOTAL	ATTORNEY	OTHER FEES	REFUND AMOUNT	PAYMENT AMOUNT
1995	M & O	.508930	37.97	.00	95.45	.00	133.42	16.42	.00	.00	149.84
	I & S	.126070	9.41	.00	23.64	.00	33.05	.00	.00	.00	33.05
	TOTAL	.635000	47.38	.00	119.09	.00	166.47	16.42	.00	.00	182.89
1981	M & O	.510000	6.94	.00	32.29	.00	39.23	.00	.00	.00	39.23
	I & S	.140000	1.90	.00	8.87	.00	10.77	.00	.00	.00	10.77
	TOTAL	.650000	8.84	.00	41.16	.00	50.00	.00	.00	.00	50.00
ALL	M & O		26,105,760.04	.00	65,029.44	.00	26,170,789.48	55,473.30	.00	.00	26,226,262.78
ALL	I & S		7,015,752.78	.00	14,104.62	.00	7,029,857.40	.00	.00	.00	7,029,857.40
ALL	TOTAL		33,121,512.82	.00	79,134.06	.00	33,200,646.88	55,473.30	.00	.00	33,256,120.18
DLQ	M & O		343,900.39	.00	65,029.44	.00	408,929.83	55,473.30	.00	.00	464,403.13
DLQ	I & S		77,115.92	.00	14,104.62	.00	91,220.54	.00	.00	.00	91,220.54
DLQ	TOTAL		421,016.31	.00	79,134.06	.00	500,150.37	55,473.30	.00	.00	555,623.67
CURR	M & O		25,761,859.65	.00	.00	.00	25,761,859.65	.00	.00	.00	25,761,859.65
CURR	I & S		6,938,636.86	.00	.00	.00	6,938,636.86	.00	.00	.00	6,938,636.86
CURR	TOTAL		32,700,496.51	.00	.00	.00	32,700,496.51	.00	.00	.00	32,700,496.51

TAX COLLECTION SYSTEM
TAX COLLECTOR MONTHLY REPORT
FROM 10/01/2022 TO 01/31/2023

EXCLUDES AG ROLLBACK

FISCAL START: 10/01/2022 END: 09/30/2023 JURISDICTION: 0022 CITY OF EDINBURG

	CERT TAXABLE VALUE	ADJUSTMENTS	ADJ TAX VALUE	TAX RATE	TAX LEVY	PAID ACCTS
	-----	-----	-----	-----	-----	-----
CURRENT YEAR	6,063,760,149	174,596,000	6,238,356,149	00.640000	39,181,804.19	27,698
	-----	-----	-----	-----	-----	-----

YEAR	TAXES DUE	MONTH ADJ	ADJUSTMENT YTD	LEVY PAID	PAID YTD	BALANCE COLL % YTD UNCOLL

2022	38,127,169.45	1,054,634.74	1,054,634.74	32,700,496.51	32,700,496.51	6,481,307.68 83.46 0.00
2021	794,535.75	36,536.91-	36,536.91-	209,898.68	209,898.68	548,100.16 27.69 1,055.74-
2020	307,299.71	6,811.98-	6,811.98-	31,240.28	31,240.28	269,247.45 10.40 0.00
2019	233,911.82	81.20-	81.20-	15,816.46	15,816.46	218,014.16 6.76 0.00
2018	199,536.23	2,190.25-	2,190.25-	7,771.94	7,771.94	189,574.04 3.94 0.00
2017	127,076.74	.00	0.00	4,309.66	4,309.66	122,767.08 3.39 0.00
2016	110,525.00	.00	0.00	2,756.47	2,756.47	107,768.53 2.49 0.00
2015	101,159.24	.00	0.00	2,475.56	2,475.56	98,683.68 2.45 0.00
2014	80,975.45	.00	0.00	2,096.79	2,096.79	78,878.66 2.59 0.00
2013	73,906.22	.00	0.00	1,459.45	1,459.45	72,446.77 1.97 0.00
2012	72,707.84	.00	0.00	520.16	520.16	72,187.68 .72 0.00
2011	70,361.79	.00	0.00	887.04	887.04	69,474.75 1.26 0.00
2010	69,236.04	.00	0.00	886.91	886.91	68,349.13 1.28 0.00
2009	57,834.02	.00	0.00	817.14	817.14	57,016.88 1.41 0.00
2008	49,443.10	.00	0.00	788.95	788.95	48,654.15 1.60 0.00
2007	48,838.57	.00	0.00	115.50	115.50	48,723.07 .24 0.00
2006	40,942.70	.00	0.00	412.24	412.24	40,530.46 1.01 0.00
2005	34,994.98	.00	0.00	152.32	152.32	34,842.66 .44 0.00
2004	32,688.48	.00	0.00	61.51	61.51	32,626.97 .19 0.00
2003	24,920.41	.00	0.00	77.70	77.70	24,842.71 .31 0.00
2002	24,661.00	.00	0.00	28.33	28.33	24,632.67 .11 0.00
2001	92,670.28	.00	0.00	638.58	638.58	92,031.70 .69 0.00
****	40,775,394.82	1,009,014.40	1,009,014.40	32,983,708.18	32,983,708.18	8,800,701.04 1,055.74-
CURR	38,127,169.45	1,054,634.74	1,054,634.74	32,700,496.51	32,700,496.51	6,481,307.68 0.00
DELQ	2,648,225.37	45,620.34-	45,620.34-	283,211.67	283,211.67	2,319,393.36 1,055.74-

02/09/2023 17:05:3
TC168

4207945

TAX COLLECTION SYSTEM
TAX COLLECTOR MONTHLY REPORT
FROM 10/01/2022 TO 01/31/2023

AG ROLLBACK ONLY

PAGE: 8

FISCAL START: 10/01/2022 END: 09/30/2023 JURISDICTION: 0022 CITY OF EDINBURG

	CERT TAXABLE VALUE	ADJUSTMENTS	ADJ TAX VALUE	TAX RATE	TAX LEVY	PAID ACCTS
	-----	-----	-----	-----	-----	-----
CURRENT YEAR	0	0	0 0	00.000000	0.00	0
	-----	-----	-----	-----	-----	-----

YEAR	TAXES DUE	MONTH ADJ	ADJUSTMENT YTD	LEVY PAID	PAID YTD	BALANCE	COLL %	YTD UNCOLL
	-----	-----	-----	-----	-----	-----	-----	-----
2021	20,637.28	28,548.47	28,548.47	45,112.09	45,112.09	4,073.66	91.72	0.00
2020	29,489.03	41,503.55	41,503.55	47,164.74	47,164.74	23,827.84	66.44	0.00
2019	32,521.71	39,872.68	39,872.68	45,527.81	45,527.81	26,866.58	62.89	0.00
2018	5,000.12	.00	0.00	0.00	0.00	5,000.12		0.00
2017	0.00	.00	0.00	0.00	0.00	0.00		0.00
2001	578.64	.00	0.00	0.00	0.00	578.64		0.00
****	88,226.78	109,924.70	109,924.70	137,804.64	137,804.64	60,346.84		0.00
CURR	0.00	.00	0.00	0.00	0.00	0.00		0.00
DELQ	88,226.78	109,924.70	109,924.70	137,804.64	137,804.64	60,346.84		0.00

FISCAL START: 10/01/2022 END: 09/30/2023 JURISDICTION: 0022 CITY OF EDINBURG

	CERT TAXABLE VALUE	ADJUSTMENTS	ADJ TAX VALUE	TAX RATE	TAX LEVY	PAID ACCTS
	-----	-----	-----	-----	-----	-----
CURRENT YEAR	6,063,760.149	174,596.000	6,238,356.149	00.640000	39,181,804.19	27,698
	-----	-----	-----	-----	-----	-----

YEAR	TAXES DUE	MONTH ADJ	ADJUSTMENT YTD	LEVY PAID	PAID YTD	BALANCE	COLL %	YTD UNCOLL

2022	38,127,169.45	1,054,634.74	1,054,634.74	32,700,496.51	32,700,496.51	6,481,307.68	83.46	0.00
2021	815,173.03	7,988.44-	7,988.44-	255,010.77	255,010.77	552,173.82	31.59	1,055.74-
2020	336,788.74	34,691.57	34,691.57	78,405.02	78,405.02	293,075.29	21.11	0.00
2019	266,433.53	39,791.48	39,791.48	61,344.27	61,344.27	244,880.74	20.03	0.00
2018	204,536.35	2,190.25-	2,190.25-	7,771.94	7,771.94	194,574.16	3.84	0.00
2017	127,076.74	.00	0.00	4,309.66	4,309.66	122,767.08	3.39	0.00
2016	110,525.00	.00	0.00	2,756.47	2,756.47	107,768.53	2.49	0.00
2015	101,159.24	.00	0.00	2,475.56	2,475.56	98,683.68	2.45	0.00
2014	80,975.45	.00	0.00	2,096.79	2,096.79	78,878.66	2.59	0.00
2013	73,906.22	.00	0.00	1,459.45	1,459.45	72,446.77	1.97	0.00
2012	72,707.84	.00	0.00	520.16	520.16	72,187.68	.72	0.00
2011	70,361.79	.00	0.00	887.04	887.04	69,474.75	1.26	0.00
2010	69,236.04	.00	0.00	886.91	886.91	68,349.13	1.28	0.00
2009	57,834.02	.00	0.00	817.14	817.14	57,016.88	1.41	0.00
2008	49,443.10	.00	0.00	788.95	788.95	48,654.15	1.60	0.00
2007	48,838.57	.00	0.00	115.50	115.50	48,723.07	.24	0.00
2006	40,942.70	.00	0.00	412.24	412.24	40,530.46	1.01	0.00
2005	34,994.98	.00	0.00	152.32	152.32	34,842.66	.44	0.00
2004	32,688.48	.00	0.00	61.51	61.51	32,626.97	.19	0.00
2003	24,920.41	.00	0.00	77.70	77.70	24,842.71	.31	0.00
2002	24,661.00	.00	0.00	28.33	28.33	24,632.67	.11	0.00
2001	93,248.92	.00	0.00	638.58	638.58	92,610.34	.68	0.00
****	40,863,621.60	1,118,939.10	1,118,939.10	33,121,512.82	33,121,512.82	8,861,047.88		1,055.74-
CURR	38,127,169.45	1,054,634.74	1,054,634.74	32,700,496.51	32,700,496.51	6,481,307.68		0.00
DELQ	2,736,452.15	64,304.36	64,304.36	421,016.31	421,016.31	2,379,740.20		1,055.74-

TAX COLLECTION SYSTEM
DEPOSIT DISTRIBUTION
JURISDICTION SUMMARY
FROM: 01/01/2023 THRU 01/31/2023
JURISDICTION: ALL

UPDATE MODE

ACCOUNT	YEAR	DEPOSIT	LEVY COLLECTED	RENDITION PENALTY	P & I COLLECTED	RENDITION P & I	RENDITION DISCOUNT	APPRAISAL COMMISSION	DISBURSEMENT AMOUNT
CURR FOR 0020 CITY OF ALAMO			11,110.69	2,430.94	0.00	0.00	0.00	121.53	10,989.16
BY COUNTY 108			11,110.69	2,430.94	0.00	0.00	0.00	121.53	10,989.16
DELQ FOR 0020 CITY OF ALAMO			484.28	44.02	136.18	12.39	0.00	2.82	617.64
BY COUNTY 108			484.28	44.02	136.18	12.39	0.00	2.82	617.64
TOTAL FOR 0020 CITY OF ALAMO			11,594.97	2,474.96	136.18	12.39	0.00	124.35	11,606.80
BY COUNTY 108			11,594.97	2,474.96	136.18	12.39	0.00	124.35	11,606.80
CURR FOR 0021 CITY OF ALTON			9,047.32	771.73	0.00	16.52	0.00	39.44	9,007.88
BY COUNTY 108			9,047.32	771.73	0.00	16.52	0.00	39.44	9,007.88
DELQ FOR 0021 CITY OF ALTON			0.00	0.00	0.00	0.00	0.00	0.00	0.00
TOTAL FOR 0021 CITY OF ALTON			9,047.32	771.73	0.00	16.52	0.00	39.44	9,007.88
BY COUNTY 108			9,047.32	771.73	0.00	16.52	0.00	39.44	9,007.88
CURR FOR 0022 CITY OF EDINBURG			466,901.63	42,593.94	0.00	4.81	0.00	2,129.99	464,771.64
BY COUNTY 108			466,901.63	42,593.94	0.00	4.81	0.00	2,129.99	464,771.64
DELQ FOR 0022 CITY OF EDINBURG			2,654.54	260.24	701.93	72.01	0.00	16.62	3,339.85
BY COUNTY 108			2,654.54	260.24	701.93	72.01	0.00	16.62	3,339.85
TOTAL FOR 0022 CITY OF EDINBURG			469,556.17	42,854.18	701.93	76.82	0.00	2,146.61	468,111.49
BY COUNTY 108			469,556.17	42,854.18	701.93	76.82	0.00	2,146.61	468,111.49
CURR FOR 0023 CITY OF ELSA			10,527.01	998.94	0.00	0.00	0.00	49.95	10,477.06
BY COUNTY 108			10,527.01	998.94	0.00	0.00	0.00	49.95	10,477.06
DELQ FOR 0023 CITY OF ELSA			301.49	27.41	133.59	12.15	0.00	1.98	433.10
BY COUNTY 108			301.49	27.41	133.59	12.15	0.00	1.98	433.10
TOTAL FOR 0023 CITY OF ELSA			10,828.50	1,026.35	133.59	12.15	0.00	51.93	10,910.16
BY COUNTY 108			10,828.50	1,026.35	133.59	12.15	0.00	51.93	10,910.16
CURR FOR 0024 CITY OF EDCOUCH			4,854.39	455.46	0.00	0.00	0.00	22.76	4,831.63
BY COUNTY 108			4,854.39	455.46	0.00	0.00	0.00	22.76	4,831.63
DELQ FOR 0024 CITY OF EDCOUCH			5.74	0.52	2.07	0.19	0.00	0.04	7.77
BY COUNTY 108			5.74	0.52	2.07	0.19	0.00	0.04	7.77
TOTAL FOR 0024 CITY OF EDCOUCH			4,860.13	455.98	2.07	0.19	0.00	22.80	4,839.40
BY COUNTY 108			4,860.13	455.98	2.07	0.19	0.00	22.80	4,839.40
CURR FOR 0027 CITY OF PALMVIEW			7,930.63	720.76	0.00	0.00	0.00	36.05	7,894.58
BY COUNTY 108			7,930.63	720.76	0.00	0.00	0.00	36.05	7,894.58
DELQ FOR 0027 CITY OF PALMVIEW			73.09	6.65	17.54	1.59	0.00	0.41	90.22
BY COUNTY 108			73.09	6.65	17.54	1.59	0.00	0.41	90.22
TOTAL FOR 0027 CITY OF PALMVIEW			8,003.72	727.41	17.54	1.59	0.00	36.46	7,984.80
BY COUNTY 108			8,003.72	727.41	17.54	1.59	0.00	36.46	7,984.80
CURR FOR 0028 CITY OF MERCEDES			72,732.42	6,612.07	0.00	0.00	0.00	330.62	72,401.80
BY COUNTY 108			72,732.42	6,612.07	0.00	0.00	0.00	330.62	72,401.80
DELQ FOR 0028 CITY OF MERCEDES			98.98	9.00	23.76	2.16	0.00	0.56	122.18
BY COUNTY 108			98.98	9.00	23.76	2.16	0.00	0.56	122.18
TOTAL FOR 0028 CITY OF MERCEDES			72,831.40	6,621.07	23.76	2.16	0.00	331.18	72,523.98
BY COUNTY 108			72,831.40	6,621.07	23.76	2.16	0.00	331.18	72,523.98

PABLO (PAUL) VILLARREAL, JR., TAX ASSESSOR/COLLECTOR
CITY OF ELSA
TAX COLLECTIONS FOR MONTH OF: JANUARY 2023

23 CES

REPORT DATE	CURR BASE	CURR P&I	CURR RB	CURR RB P/I	PRIOR BASE	PRIOR P&I	PRIOR RB	DEL RB P/I	ATTY FEES	RB ATTY FEE	TOTAL	TTL M&O TRANSF	TTL I&S TRANSF	DIFF.	DATE OF TRANSF
4-Jan	23,900.94	-			287.64	77.09			42.78		24,265.67			24,265.67	
5-Jan	26,300.56	-			2,932.86	798.47			527.04		30,031.89	42,743.44	9,529.12	(22,240.67)	11-Jan
6-Jan	9,278.43	-			152.12	55.85			12.16		9,486.40	7,800.59	1,685.81	-	12-Jan
9-Jan	16,703.08	-			263.56	211.85			63.26		17,178.49	14,133.52	3,044.97	-	13-Jan
10-Jan	42,292.59	-			-	-			-		42,292.59	34,855.13	7,437.46	-	17-Jan
11-Jan	11,212.35	-			34.53	16.84			-		11,263.72	9,272.88	1,990.84	0.00	18-Jan
12-Jan	4,049.94	-			111.15	67.15			-		4,228.24	3,449.89	778.35	-	19-Jan
13-Jan	27,649.09	-			423.16	37.03			11.43		28,109.28	23,162.74	4,946.54	-	20-Jan
17-Jan	17,059.39	-			1,117.14	319.24			208.74		18,495.77	15,242.40	3,253.37	-	23-Jan
18-Jan	22,175.77	-			217.02	356.24			85.99		22,749.03	18,579.40	4,169.63	-	24-Jan
19-Jan	17,468.83	-			369.95	118.20			41.23		17,956.98	14,800.12	3,156.86	-	25-Jan
20-Jan	10,981.44	-			173.41	41.62			32.25		11,196.47	9,229.16	1,967.31	-	26-Jan
23-Jan	20,315.95	-			1,203.02	423.99			244.05		21,942.96	18,008.03	3,934.93	0.00	27-Jan
24-Jan	27,146.23	-			393.29	64.32			43.72		27,603.84	22,753.05	4,850.79	-	30-Jan
25-Jan	24,948.51	-			(1,376.29)	(329.81)			(255.91)		23,242.41	19,141.49	4,100.92	-	31-Jan
26-Jan	34,942.03	-			282.48	91.81			53.85		35,316.32	29,090.45	6,225.87	-	1-Feb
27-Jan	23,944.22	-			2,474.25	613.91			460.33		27,032.38	22,286.45	4,745.93	-	2-Feb
28-Jan	(99.67)	-			(85.35)	-			-		(185.02)			-	
30-Jan	46,861.61	-			1,382.43	393.03			266.31		48,637.07	39,922.89	8,529.16	185.02	3-Feb
31-Jan	298,575.31	-			1,601.60	555.16			295.16		300,732.07	247,772.95	52,907.19	51.93	16-Feb
31-Jan			-	-			1,042.60	-		-	1,042.60	808.58	234.02	-	16-Feb
											-			-	
											-			-	
											-			-	
TTL	705,706.60	0.00	0.00	0.00	11,957.97	3,911.99	1,042.60	0.00	2,132.39	0.00	722,619.16	593,053.16	127,489.07	2,261.95	

OVERALL TOTAL	722,619.16
LESS REFUNDS	0.00
LESS HCAD COMM FEES	51.93
LESS COMM/COST	2,025.00
BALANCE	720,542.23
LESS M/O TRANSFERRED	253,171.84
LESS I/S TRANSFERRED	54,846.90
LESS M/O IN TRANSIT	339,881.32
LESS I/S IN TRANSIT	72,642.17
BALANCE PENDING	(0.00)

**PABLO "PAUL" VILLARREAL JR., ASSESSOR & COLLECTOR
CITY OF ELSA
TAX COLLECTION REPORT
FOR THE MONTH OF JANUARY 2023**

<u>AD VALOREM - CITY OF ELSA</u>	<u>2022-2023</u>	<u>2021-2022</u>	<u>DIFFERENCE</u>
<u>2022 CURRENT</u>			
ORIGINAL LEVY	1,762,298.10	1,537,757.25	224,540.85
MODIFICATIONS	15,949.22	129,641.15	(113,691.93)
CURRENT LEVY	1,778,247.32	1,667,398.40	110,848.92
CURRENT COLLECTIONS THIS MONTH	705,706.60	642,251.77	63,454.83
CURRENT COLLECTIONS TO DATE	1,262,122.86	1,250,124.23	11,998.63
OUTSTANDING TO DATE	516,124.46	417,274.17	98,850.29
PERCENT COLLECTED/ORIGINAL	71.62%	81.30%	-9.68%
PERCENT COLLECTED/MODIFIED	70.98%	74.97%	-3.99%
TOTAL COLLECTIONS FISCAL YEAR	1,262,122.86	1,250,124.23	
 <u>DELINQUENT</u>			
ORIGINAL LEVY	566,432.11	567,748.19	(1,316.08)
MODIFICATIONS	(4,501.53)	(10,330.07)	5,828.54
DELINQUENT LEVY	561,930.58	557,418.12	4,512.46
DELINQUENT COLLECTIONS THIS MONTH	11,957.97	5,211.90	6,746.07
DELINQUENT COLLECTIONS TO DATE	32,913.01	37,145.33	(4,232.32)
OUTSTANDING TO DATE	529,017.57	520,272.79	8,744.78
PERCENT COLLECTED/ORIGINAL	5.81%	6.54%	-0.73%
PERCENT COLLECTED/MODIFIED	5.86%	6.66%	-0.80%
TOTAL COLLECTIONS FISCAL YEAR	32,913.01	37,145.33	
 <u>ROLLBACK</u>			
ORIGINAL LEVY	0.00	0.00	0.00
MODIFICATIONS	1,042.60		1,042.60
ROLLBACK LEVY	1,042.60	0.00	1,042.60
ROLLBACK COLLECTIONS THIS MONTH	1,042.60	0.00	1,042.60
ROLLBACK COLLECTIONS TO DATE	1,042.60	0.00	1,042.60
OUTSTANDING TO DATE	0.00	0.00	0.00
PERCENT COLLECTED/ORIGINAL	#DIV/0!	#DIV/0!	#DIV/0!
PERCENT COLLECTED/MODIFIED	100.00%	#DIV/0!	#DIV/0!
TOTAL COLLECTIONS FISCAL YEAR	1,042.60	0.00	

02/15/2023 09:39:38 4212287
 TC298-D SELECTION: SYSTEM
 RECEIPT DATE: ALL
 LOCATION: LOCATION NAME NOT FOUND

TAX COLLECTION SYSTEM
 DEPOSIT DISTRIBUTION
 FROM: 01/01/2023 THRU 01/31/2023
 JURISDICTION: 0023 CITY OF ELSA

PAGE: 28
 EXCLUDES AG ROLLBACK

YEAR	FUND	TAX RATE	LEVY PAID	DISCOUNT GIVEN	PENALTY INTEREST	TIF AMOUNT	DISBURSE TOTAL	ATTORNEY	OTHER FEES	REFUND AMOUNT	PAYMENT AMOUNT
2022	M & O	.656100	581,603.00	.00	.00	.00	581,603.00	.00	.00	.00	581,603.00
	I & S	.140000	124,103.60	.00	.00	.00	124,103.60	.00	.00	.00	124,103.60
	TOTAL	.796100	705,706.60	.00	.00	.00	705,706.60	.00	.00	.00	705,706.60
2021	M & O	.685200	7,924.46	.00	1,792.79	.00	9,717.25	1,657.99	.00	.00	11,375.24
	I & S	.138500	1,601.81	.00	362.36	.00	1,964.17	.00	.00	.00	1,964.17
	TOTAL	.823700	9,526.27	.00	2,155.15	.00	11,681.42	1,657.99	.00	.00	13,339.41
2020	M & O	.668900	594.60	.00	173.56	.00	768.16	114.73	.00	.00	882.89
	I & S	.214300	190.51	.00	55.60	.00	246.11	.00	.00	.00	246.11
	TOTAL	.883200	785.11	.00	229.16	.00	1,014.27	114.73	.00	.00	1,129.00
2019	M & O	.654900	396.05	.00	190.11	.00	586.16	118.58	.00	.00	704.74
	I & S	.228300	138.07	.00	66.27	.00	204.34	.00	.00	.00	204.34
	TOTAL	.883200	534.12	.00	256.38	.00	790.50	118.58	.00	.00	909.08
2018	M & O	.666100	38.18	.00	22.91	.00	61.09	12.14	.00	.00	73.23
	I & S	.216100	12.38	.00	7.43	.00	19.81	.00	.00	.00	19.81
	TOTAL	.882200	50.56	.00	30.34	.00	80.90	12.14	.00	.00	93.04
2017	M & O	.681800	50.58	.00	36.07	.00	86.65	17.19	.00	.00	103.84
	I & S	.220000	16.32	.00	11.64	.00	27.96	.00	.00	.00	27.96
	TOTAL	.901800	66.90	.00	47.71	.00	114.61	17.19	.00	.00	131.80
2016	M & O	.674100	103.10	.00	50.35	.00	153.45	12.30	.00	.00	165.75
	I & S	.243600	37.26	.00	18.19	.00	55.45	.00	.00	.00	55.45
	TOTAL	.917700	140.36	.00	68.54	.00	208.90	12.30	.00	.00	221.20
2015	M & O	.600200	4.89	.00	4.69	.00	9.58	2.05	.00	.00	11.63
	I & S	.256400	2.09	.00	2.01	.00	4.10	.00	.00	.00	4.10
	TOTAL	.856600	6.98	.00	6.70	.00	13.68	2.05	.00	.00	15.73
2014	M & O	.620600	113.12	.00	66.32	.00	179.44	6.05	.00	.00	185.49
	I & S	.366100	66.72	.00	39.11	.00	105.83	.00	.00	.00	105.83
	TOTAL	.986700	179.84	.00	105.43	.00	285.27	6.05	.00	.00	291.32
2013	M & O	.601000	64.11	.00	65.47	.00	129.58	29.18	.00	.00	158.76
	I & S	.390600	41.68	.00	42.55	.00	84.23	.00	.00	.00	84.23
	TOTAL	.991600	105.79	.00	108.02	.00	213.81	29.18	.00	.00	242.99
2012	M & O	.810200	175.67	.00	185.90	.00	361.57	25.31	.00	.00	386.88
	I & S	.179800	38.99	.00	41.26	.00	80.25	.00	.00	.00	80.25
	TOTAL	.990000	214.66	.00	227.16	.00	441.82	25.31	.00	.00	467.13
2011	M & O	.170600	4.59	.00	4.37	.00	8.96	5.72	.00	.00	14.68
	I & S	.819400	22.06	.00	20.97	.00	43.03	.00	.00	.00	43.03
	TOTAL	.990000	26.65	.00	25.34	.00	51.99	5.72	.00	.00	57.71

02/15/2023 09:39:38 4212287
 TC298-D SELECTION: SYSTEM
 RECEIPT DATE: ALL
 LOCATION: LOCATION NAME NOT FOUND

TAX COLLECTION SYSTEM
 DEPOSIT DISTRIBUTION
 FROM: 01/01/2023 THRU 01/31/2023
 JURISDICTION: 0023 CITY OF ELSA

PAGE: 29
 EXCLUDES AG ROLLBACK

YEAR	FUND	TAX RATE	LEVY PAID	DISCOUNT GIVEN	PENALTY INTEREST	TIF AMOUNT	DISBURSE TOTAL	ATTORNEY	OTHER FEES	REFUND AMOUNT	PAYMENT AMOUNT
2007	M & O	.373680	91.19	.00	175.09	.00	266.28	79.30	.00	.00	345.58
	I & S	.368171	89.85	.00	172.51	.00	262.36	.00	.00	.00	262.36
	TOTAL	.741851	181.04	.00	347.60	.00	528.64	79.30	.00	.00	607.94
2004	M & O	.513368	27.37	.00	39.52	.00	66.89	6.80	.00	.00	73.69
	I & S	.178367	9.51	.00	13.73	.00	23.24	.00	.00	.00	23.24
	TOTAL	.691735	36.88	.00	53.25	.00	90.13	6.80	.00	.00	96.93
2001	M & O	.712550	55.35	.00	146.14	.00	201.49	31.96	.00	.00	233.45
	I & S	.040849	3.17	.00	8.38	.00	11.55	.00	.00	.00	11.55
	TOTAL	.753399	58.52	.00	154.52	.00	213.04	31.96	.00	.00	245.00
1998	M & O	.623335	31.57	.00	68.32	.00	99.89	10.86	.00	.00	110.75
	I & S	.109485	5.55	.00	12.00	.00	17.55	.00	.00	.00	17.55
	TOTAL	.732820	37.12	.00	80.32	.00	117.44	10.86	.00	.00	128.30
1997	M & O	.687158	6.72	.00	15.35	.00	22.07	2.23	.00	.00	24.30
	I & S	.045662	.45	.00	1.02	.00	1.47	.00	.00	.00	1.47
	TOTAL	.732820	7.17	.00	16.37	.00	23.54	2.23	.00	.00	25.77
ALL	M & O		591,284.55	.00	3,036.96	.00	594,321.51	2,132.39	.00	.00	596,453.90
ALL	I & S		126,380.02	.00	875.03	.00	127,255.05	.00	.00	.00	127,255.05
ALL	TOTAL		717,664.57	.00	3,911.99	.00	721,576.56	2,132.39	.00	.00	723,708.95
DLQ	M & O		9,681.55	.00	3,036.96	.00	12,718.51	2,132.39	.00	.00	14,850.90
DLQ	I & S		2,276.42	.00	875.03	.00	3,151.45	.00	.00	.00	3,151.45
DLQ	TOTAL		11,957.97	.00	3,911.99	.00	15,869.96	2,132.39	.00	.00	18,002.35
CURR	M & O		581,603.00	.00	.00	.00	581,603.00	.00	.00	.00	581,603.00
CURR	I & S		124,103.60	.00	.00	.00	124,103.60	.00	.00	.00	124,103.60
CURR	TOTAL		705,706.60	.00	.00	.00	705,706.60	.00	.00	.00	705,706.60

02/15/2023 09:30:27 4212298
 TC298-D SELECTION: SYSTEM
 RECEIPT DATE: ALL
 LOCATION: LOCATION NAME NOT FOUND

TAX COLLECTION SYSTEM
 DEPOSIT DISTRIBUTION
 FROM: 01/01/2023 THRU 01/31/2023
 JURISDICTION: 0023 CITY OF ELSA

AG ROLLBACK ONLY PAGE: 8

YEAR	FUND	TAX RATE	LEVY PAID	DISCOUNT GIVEN	PENALTY INTEREST	TIF AMOUNT	DISBURSE TOTAL	ATTORNEY	OTHER FEES	REFUND AMOUNT	PAYMENT AMOUNT
2021	M & O	.685200	274.77	.00	.00	.00	274.77	.00	.00	.00	274.77
	I & S	.138500	55.54	.00	.00	.00	55.54	.00	.00	.00	55.54
	TOTAL	.823700	330.31	.00	.00	.00	330.31	.00	.00	.00	330.31
2020	M & O	.668900	269.25	.00	.00	.00	269.25	.00	.00	.00	269.25
	I & S	.214300	86.26	.00	.00	.00	86.26	.00	.00	.00	86.26
	TOTAL	.883200	355.51	.00	.00	.00	355.51	.00	.00	.00	355.51
2019	M & O	.654900	264.56	.00	.00	.00	264.56	.00	.00	.00	264.56
	I & S	.228300	92.22	.00	.00	.00	92.22	.00	.00	.00	92.22
	TOTAL	.883200	356.78	.00	.00	.00	356.78	.00	.00	.00	356.78
ALL	M & O		808.58	.00	.00	.00	808.58	.00	.00	.00	808.58
ALL	I & S		234.02	.00	.00	.00	234.02	.00	.00	.00	234.02
ALL	TOTAL		1,042.60	.00	.00	.00	1,042.60	.00	.00	.00	1,042.60
DLQ	M & O		808.58	.00	.00	.00	808.58	.00	.00	.00	808.58
DLQ	I & S		234.02	.00	.00	.00	234.02	.00	.00	.00	234.02
DLQ	TOTAL		1,042.60	.00	.00	.00	1,042.60	.00	.00	.00	1,042.60
CURR	M & O		.00	.00	.00	.00	.00	.00	.00	.00	.00
CURR	I & S		.00	.00	.00	.00	.00	.00	.00	.00	.00
CURR	TOTAL		.00	.00	.00	.00	.00	.00	.00	.00	.00

02/13/2023 10:45:25 4209875
 TC298-D SELECTION: SYSTEM
 RECEIPT DATE: ALL
 LOCATION: LOCATION NAME NOT FOUND

TAX COLLECTION SYSTEM
 DEPOSIT DISTRIBUTION
 FROM: 01/01/2023 THRU 01/31/2023
 JURISDICTION: 0023 CITY OF ELSA

PAGE: 28
 INCLUDES AG ROLLBACK

YEAR	FUND	TAX RATE	LEVY PAID	DISCOUNT GIVEN	PENALTY INTEREST	TIF AMOUNT	DISBURSE TOTAL	ATTORNEY	OTHER FEES	REFUND AMOUNT	PAYMENT AMOUNT
2022	M & O	.656100	581,603.00	.00	.00	.00	581,603.00	.00	.00	.00	581,603.00
	I & S	.140000	124,103.60	.00	.00	.00	124,103.60	.00	.00	.00	124,103.60
	TOTAL	.796100	705,706.60	.00	.00	.00	705,706.60	.00	.00	.00	705,706.60
2021	M & O	.685200	8,199.23	.00	1,792.79	.00	9,992.02	1,657.99	.00	.00	11,650.01
	I & S	.138500	1,657.35	.00	362.36	.00	2,019.71	.00	.00	.00	2,019.71
	TOTAL	.823700	9,856.58	.00	2,155.15	.00	12,011.73	1,657.99	.00	.00	13,669.72
2020	M & O	.668900	863.85	.00	173.56	.00	1,037.41	114.73	.00	.00	1,152.14
	I & S	.214300	276.77	.00	55.60	.00	332.37	.00	.00	.00	332.37
	TOTAL	.883200	1,140.62	.00	229.16	.00	1,369.78	114.73	.00	.00	1,484.51
2019	M & O	.654900	660.61	.00	190.11	.00	850.72	118.58	.00	.00	969.30
	I & S	.228300	230.29	.00	66.27	.00	296.56	.00	.00	.00	296.56
	TOTAL	.883200	890.90	.00	256.38	.00	1,147.28	118.58	.00	.00	1,265.86
2018	M & O	.666100	38.18	.00	22.91	.00	61.09	12.14	.00	.00	73.23
	I & S	.216100	12.38	.00	7.43	.00	19.81	.00	.00	.00	19.81
	TOTAL	.882200	50.56	.00	30.34	.00	80.90	12.14	.00	.00	93.04
2017	M & O	.681800	50.58	.00	36.07	.00	86.65	17.19	.00	.00	103.84
	I & S	.220000	16.32	.00	11.64	.00	27.96	.00	.00	.00	27.96
	TOTAL	.901800	66.90	.00	47.71	.00	114.61	17.19	.00	.00	131.80
2016	M & O	.674100	103.10	.00	50.35	.00	153.45	12.30	.00	.00	165.75
	I & S	.243600	37.26	.00	18.19	.00	55.45	.00	.00	.00	55.45
	TOTAL	.917700	140.36	.00	68.54	.00	208.90	12.30	.00	.00	221.20
2015	M & O	.600200	4.89	.00	4.69	.00	9.58	2.05	.00	.00	11.63
	I & S	.256400	2.09	.00	2.01	.00	4.10	.00	.00	.00	4.10
	TOTAL	.856600	6.98	.00	6.70	.00	13.68	2.05	.00	.00	15.73
2014	M & O	.620600	113.12	.00	66.32	.00	179.44	6.05	.00	.00	185.49
	I & S	.366100	66.72	.00	39.11	.00	105.83	.00	.00	.00	105.83
	TOTAL	.986700	179.84	.00	105.43	.00	285.27	6.05	.00	.00	291.32
2013	M & O	.601000	64.11	.00	65.47	.00	129.58	29.18	.00	.00	158.76
	I & S	.390600	41.68	.00	42.55	.00	84.23	.00	.00	.00	84.23
	TOTAL	.991600	105.79	.00	108.02	.00	213.81	29.18	.00	.00	242.99
2012	M & O	.810200	175.67	.00	185.90	.00	361.57	25.31	.00	.00	386.88
	I & S	.179800	38.99	.00	41.26	.00	80.25	.00	.00	.00	80.25
	TOTAL	.990000	214.66	.00	227.16	.00	441.82	25.31	.00	.00	467.13
2011	M & O	.170600	4.59	.00	4.37	.00	8.96	5.72	.00	.00	14.68
	I & S	.819400	22.06	.00	20.97	.00	43.03	.00	.00	.00	43.03
	TOTAL	.990000	26.65	.00	25.34	.00	51.99	5.72	.00	.00	57.71

02/13/2023 10:45:25 4209875
 TC298-D SELECTION: SYSTEM
 RECEIPT DATE: ALL
 LOCATION: LOCATION NAME NOT FOUND

TAX COLLECTION SYSTEM
 DEPOSIT DISTRIBUTION
 FROM: 01/01/2023 THRU 01/31/2023
 JURISDICTION: 0023 CITY OF ELSA

PAGE: 29
 INCLUDES AG ROLLBACK

YEAR	FUND	TAX RATE	LEVY PAID	DISCOUNT GIVEN	PENALTY INTEREST	TIF AMOUNT	DISBURSE TOTAL	ATTORNEY	OTHER FEES	REFUND AMOUNT	PAYMENT AMOUNT
2007	M & O	.373680	91.19	.00	175.09	.00	266.28	79.30	.00	.00	345.58
	I & S	.368171	89.85	.00	172.51	.00	262.36	.00	.00	.00	262.36
	TOTAL	.741851	181.04	.00	347.60	.00	528.64	79.30	.00	.00	607.94
2004	M & O	.513368	27.37	.00	39.52	.00	66.89	6.80	.00	.00	73.69
	I & S	.178367	9.51	.00	13.73	.00	23.24	.00	.00	.00	23.24
	TOTAL	.691735	36.88	.00	53.25	.00	90.13	6.80	.00	.00	96.93
2001	M & O	.712550	55.35	.00	146.14	.00	201.49	31.96	.00	.00	233.45
	I & S	.040849	3.17	.00	8.38	.00	11.55	.00	.00	.00	11.55
	TOTAL	.753399	58.52	.00	154.52	.00	213.04	31.96	.00	.00	245.00
1998	M & O	.623335	31.57	.00	68.32	.00	99.89	10.86	.00	.00	110.75
	I & S	.109485	5.55	.00	12.00	.00	17.55	.00	.00	.00	17.55
	TOTAL	.732820	37.12	.00	80.32	.00	117.44	10.86	.00	.00	128.30
1997	M & O	.687158	6.72	.00	15.35	.00	22.07	2.23	.00	.00	24.30
	I & S	.045662	.45	.00	1.02	.00	1.47	.00	.00	.00	1.47
	TOTAL	.732820	7.17	.00	16.37	.00	23.54	2.23	.00	.00	25.77
ALL	M & O		592,093.13	.00	3,036.96	.00	595,130.09	2,132.39	.00	.00	597,262.48
ALL	I & S		126,614.04	.00	875.03	.00	127,489.07	.00	.00	.00	127,489.07
ALL	TOTAL		718,707.17	.00	3,911.99	.00	722,619.16	2,132.39	.00	.00	724,751.55
DLQ	M & O		10,490.13	.00	3,036.96	.00	13,527.09	2,132.39	.00	.00	15,659.48
DLQ	I & S		2,510.44	.00	875.03	.00	3,385.47	.00	.00	.00	3,385.47
DLQ	TOTAL		13,000.57	.00	3,911.99	.00	16,912.56	2,132.39	.00	.00	19,044.95
CURR	M & O		581,603.00	.00	.00	.00	581,603.00	.00	.00	.00	581,603.00
CURR	I & S		124,103.60	.00	.00	.00	124,103.60	.00	.00	.00	124,103.60
CURR	TOTAL		705,706.60	.00	.00	.00	705,706.60	.00	.00	.00	705,706.60

TAX COLLECTION SYSTEM
TAX COLLECTOR MONTHLY REPORT
FROM 01/01/2023 TO 01/31/2023

EXCLUDES AG ROLLBACK

FISCAL START: 10/01/2022 END: 09/30/2023 JURISDICTION: 0023 CITY OF ELSA

	CERT TAXABLE VALUE	ADJUSTMENTS	ADJ TAX VALUE	TAX RATE	TAX LEVY	PAID ACCTS
	-----	-----	-----	-----	-----	-----
CURRENT YEAR	221,094,768	2,002,222	223,096,990	00.796100	1,778,247.32	1,627
	-----	-----	-----	-----	-----	-----

YEAR	TAXES DUE	MONTH ADJ	ADJUSTMENT YTD	LEVY PAID	PAID YTD	BALANCE	COLL %	YTD UNCOLL
	-----	-----	-----	-----	-----	-----	-----	-----
2022	1,762,298.10	1,336.88-	15,949.22	705,706.60	1,262,122.86	516,124.46	70.98	0.00
2021	123,671.92	231.18-	3,968.68-	9,526.27	18,569.13	101,134.11	15.51	0.00
2020	54,298.53	115.50-	472.01-	785.11	5,378.50	48,448.02	9.99	0.00
2019	42,381.57	60.84-	60.84-	534.12	2,201.08	40,119.65	5.20	0.00
2018	35,393.97	.00	0.00	50.56	923.51	34,470.46	2.61	0.00
2017	28,231.38	.00	0.00	66.90	482.43	27,748.95	1.71	0.00
2016	30,044.52	.00	0.00	140.36	918.19	29,126.33	3.06	0.00
2015	23,775.81	.00	0.00	6.98	486.07	23,289.74	2.04	0.00
2014	23,267.70	.00	0.00	179.84	514.96	22,752.74	2.21	0.00
2013	22,381.44	.00	0.00	105.79	571.39	21,810.05	2.55	0.00
2012	21,809.82	.00	0.00	214.66	512.35	21,297.47	2.35	0.00
2011	18,382.69	.00	0.00	26.65	677.24	17,705.45	3.68	0.00
2010	17,040.94	.00	0.00	0.00	216.15	16,824.79	1.27	0.00
2009	15,742.40	.00	0.00	0.00	230.19	15,512.21	1.46	0.00
2008	12,897.35	.00	0.00	0.00	298.42	12,598.93	2.31	0.00
2007	12,565.80	.00	0.00	181.04	220.96	12,344.84	1.76	0.00
2006	12,801.58	.00	0.00	0.00	40.53	12,761.05	.32	0.00
2005	12,719.82	.00	0.00	0.00	197.80	12,522.02	1.56	0.00
2004	10,993.31	.00	0.00	36.88	120.49	10,872.82	1.10	0.00
2003	5,571.55	.00	0.00	0.00	28.63	5,542.92	.51	0.00
2002	10,701.53	.00	0.00	0.00	0.00	10,701.53		0.00
2001	31,758.48	.00	0.00	102.81	324.99	31,433.49	1.02	0.00
****	2,328,730.21	1,744.40-	11,447.69	717,664.57	1,295,035.87	1,045,142.03		0.00
CURR	1,762,298.10	1,336.88-	15,949.22	705,706.60	1,262,122.86	516,124.46		0.00
DELQ	566,432.11	407.52-	4,501.53-	11,957.97	32,913.01	529,017.57		0.00

02/15/2023 09:38:4 4212298
TC168

TAX COLLECTION SYSTEM
TAX COLLECTOR MONTHLY REPORT
FROM 01/01/2023 TO 01/31/2023

AG ROLLBACK ONLY

PAGE: 9

FISCAL START: 10/01/2022 END: 09/30/2023 JURISDICTION: 0023 CITY OF ELSA

	CERT TAXABLE VALUE	ADJUSTMENTS	ADJ TAX VALUE	TAX RATE	TAX LEVY	PAID ACCTS
	-----	-----	-----	-----	-----	-----
CURRENT YEAR	0	0	0 0	00.000000	0.00	0
	-----	-----	-----	-----	-----	-----

YEAR	TAXES DUE	MONTH ADJ	ADJUSTMENT YTD	LEVY PAID	PAID YTD	BALANCE	COLL %	YTD UNCOLL
	-----	-----	-----	-----	-----	-----	-----	-----
2021	0.00	330.31	330.31	330.31	330.31	0.00		0.00
2020	0.00	355.51	355.51	355.51	355.51	0.00		0.00
2019	0.00	356.78	356.78	356.78	356.78	0.00		0.00
****	0.00	1,042.60	1,042.60	1,042.60	1,042.60	0.00		0.00
CURR	0.00	.00	0.00	0.00	0.00	0.00		0.00
DELQ	0.00	1,042.60	1,042.60	1,042.60	1,042.60	0.00		0.00

02/13/2023 11:30:1
TC168

4209875

TAX COLLECTION SYSTEM
TAX COLLECTOR MONTHLY REPORT
FROM 01/01/2023 TO 01/31/2023

PAGE: 17
INCLUDES AG ROLLBACK

FISCAL START: 10/01/2022 END: 09/30/2023 JURISDICTION: 0023 CITY OF ELSA

	CERT TAXABLE VALUE	ADJUSTMENTS	ADJ TAX VALUE	TAX RATE	TAX LEVY	PAID ACCTS
	-----	-----	-----	-----	-----	-----
CURRENT YEAR	221,094,768	2,002,222	223,096,990	00.796100	1,778,247.32	1,627
	-----	-----	-----	-----	-----	-----

YEAR	TAXES DUE	MONTH ADJ	ADJUSTMENT YTD	LEVY PAID	PAID YTD	BALANCE	COLL %	YTD UNCOLL

2022	1,762,298.10	1,336.88-	15,949.22	705,706.60	1,262,122.86	516,124.46	70.98	0.00
2021	123,671.92	99.13	3,638.37-	9,856.58	18,899.44	101,134.11	15.75	0.00
2020	54,298.53	240.01	116.50-	1,140.62	5,734.01	48,448.02	10.58	0.00
2019	42,381.57	295.94	295.94	890.90	2,557.86	40,119.65	5.99	0.00
2018	35,393.97	.00	0.00	50.56	923.51	34,470.46	2.61	0.00
2017	28,231.38	.00	0.00	66.90	482.43	27,748.95	1.71	0.00
2016	30,044.52	.00	0.00	140.36	918.19	29,126.33	3.06	0.00
2015	23,775.81	.00	0.00	6.98	486.07	23,289.74	2.04	0.00
2014	23,267.70	.00	0.00	179.84	514.96	22,752.74	2.21	0.00
2013	22,381.44	.00	0.00	105.79	571.39	21,810.05	2.55	0.00
2012	21,809.82	.00	0.00	214.66	512.35	21,297.47	2.35	0.00
2011	18,382.69	.00	0.00	26.65	677.24	17,705.45	3.68	0.00
2010	17,040.94	.00	0.00	0.00	216.15	16,824.79	1.27	0.00
2009	15,742.40	.00	0.00	0.00	230.19	15,512.21	1.46	0.00
2008	12,897.35	.00	0.00	0.00	298.42	12,598.93	2.31	0.00
2007	12,565.80	.00	0.00	181.04	220.96	12,344.84	1.76	0.00
2006	12,801.58	.00	0.00	0.00	40.53	12,761.05	.32	0.00
2005	12,719.82	.00	0.00	0.00	197.80	12,522.02	1.56	0.00
2004	10,993.31	.00	0.00	36.88	120.49	10,872.82	1.10	0.00
2003	5,571.55	.00	0.00	0.00	28.63	5,542.92	.51	0.00
2002	10,701.53	.00	0.00	0.00	0.00	10,701.53		0.00
2001	31,758.48	.00	0.00	102.81	324.99	31,433.49	1.02	0.00
****	2,328,730.21	701.80-	12,490.29	718,707.17	1,296,078.47	1,045,142.03		0.00
CURR	1,762,298.10	1,336.88-	15,949.22	705,706.60	1,262,122.86	516,124.46		0.00
DELQ	566,432.11	635.08	3,458.93-	13,000.57	33,955.61	529,017.57		0.00

02/15/2023 12:28:1
TC168

4212677

TAX COLLECTION SYSTEM
TAX COLLECTOR MONTHLY REPORT
FROM 01/01/2023 TO 01/31/2023

EXCLUDES AG ROLLBACK

PAGE: 17

JURISDICTION: 0023 CITY OF ELSA

	CERT TAXABLE VALUE	ADJUSTMENTS	ADJ TAX VALUE	TAX RATE	TAX LEVY	PAID ACCTS
	-----	-----	-----	-----	-----	-----
CURRENT YEAR	221,094,768	2,002,222	223,096,990	0.796100	1,778,247.32	1,627
	-----	-----	-----	-----	-----	-----

YEAR	TAXES DUE	MONTH ADJ	ADJUSTMENT YTD	LEVY PAID	PAID YTD	BALANCE	COLL %	YTD UNCOLL

2022	1,762,298.10	1,336.88-	15,949.22	705,706.60	1,262,122.86	516,124.46	70.98	0.00
	ADJUSTMENT REFUNDS	99.67-	99.67-					
2021	123,671.92	231.18-	3,968.68-	9,526.27	18,569.13	101,134.11	15.51	0.00
	ADJUSTMENT REFUNDS	41.19-	4,684.35-					
2020	54,298.53	115.50-	472.01-	785.11	5,378.50	48,448.02	9.99	0.00
	ADJUSTMENT REFUNDS	44.16-	400.67-					
2019	42,381.57	60.84-	60.84-	534.12	2,201.08	40,119.65	5.20	0.00
2018	35,393.97	.00	0.00	50.56	923.51	34,470.46	2.61	0.00
2017	28,231.38	.00	0.00	66.90	482.43	27,748.95	1.71	0.00
2016	30,044.52	.00	0.00	140.36	918.19	29,126.33	3.06	0.00
2015	23,775.81	.00	0.00	6.98	486.07	23,289.74	2.04	0.00
2014	23,267.70	.00	0.00	179.84	514.96	22,752.74	2.21	0.00
2013	22,381.44	.00	0.00	105.79	571.39	21,810.05	2.55	0.00
2012	21,809.82	.00	0.00	214.66	512.35	21,297.47	2.35	0.00
2011	18,382.69	.00	0.00	26.65	677.24	17,705.45	3.68	0.00
2010	17,040.94	.00	0.00	0.00	216.15	16,824.79	1.27	0.00
2009	15,742.40	.00	0.00	0.00	230.19	15,512.21	1.46	0.00
2008	12,897.35	.00	0.00	0.00	298.42	12,598.93	2.31	0.00
2007	12,565.80	.00	0.00	181.04	220.96	12,344.84	1.76	0.00
2006	12,801.58	.00	0.00	0.00	40.53	12,761.05	.32	0.00
2005	12,719.82	.00	0.00	0.00	197.80	12,522.02	1.56	0.00
2004	10,993.31	.00	0.00	36.88	120.49	10,872.82	1.10	0.00
2003	5,571.55	.00	0.00	0.00	28.63	5,542.92	.51	0.00
2002	10,701.53	.00	0.00	0.00	0.00	10,701.53		0.00
2001	31,758.48	.00	0.00	102.81	324.99	31,433.49	1.02	0.00
****	2,328,730.21	1,744.40-	11,447.69	717,664.57	1,295,035.87	1,045,142.03		0.00
	ADJUSTMENT REFUNDS	185.02-	5,184.69-					

02/15/2023 12:30:1
TC168

4212679

TAX COLLECTION SYSTEM
TAX COLLECTOR MONTHLY REPORT
FROM 01/01/2023 TO 01/31/2023

AG ROLLBACK ONLY

PAGE: 9

JURISDICTION: 0023 CITY OF ELSA

	CERT TAXABLE VALUE	ADJUSTMENTS	ADJ TAX VALUE	TAX RATE	TAX LEVY	PAID ACCTS
	-----	-----	-----	-----	-----	-----
CURRENT YEAR	0	0	0	0.823700	330.31	1
	-----	-----	-----	-----	-----	-----

YEAR	TAXES DUE	MONTH ADJ	ADJUSTMENT YTD	LEVY PAID	PAID YTD	BALANCE	COLL %	YTD UNCOLL
	-----	-----	-----	-----	-----	-----	-----	-----
2021	0.00	330.31	330.31	330.31	330.31	0.00		0.00
ADJUSTMENT REFUNDS		41.19-	4,684.35-					
2020	0.00	355.51	355.51	355.51	355.51	0.00		0.00
ADJUSTMENT REFUNDS		44.16-	400.67-					
2019	0.00	356.78	356.78	356.78	356.78	0.00		0.00
****	0.00	1,042.60	1,042.60	1,042.60	1,042.60	0.00		0.00
ADJUSTMENT REFUNDS		85.35-	5,085.02-					

02/15/2023 12:30:1
TC168

4212678

TAX COLLECTION SYSTEM
TAX COLLECTOR MONTHLY REPORT
FROM 01/01/2023 TO 01/31/2023

PAGE: 17
INCLUDES AG ROLLBACK

JURISDICTION: 0023 CITY OF ELSA

	CERT TAXABLE VALUE	ADJUSTMENTS	ADJ TAX VALUE	TAX RATE	TAX LEVY	PAID ACCTS
	-----	-----	-----	-----	-----	-----
CURRENT YEAR	221,094,768	2,002,222	223,096,990	0.796100	1,778,247.32	1,627
	-----	-----	-----	-----	-----	-----

YEAR	TAXES DUE	MONTH ADJ	ADJUSTMENT YTD	LEVY PAID	PAID YTD	BALANCE	COLL %	YTD UNCOLL

2022	1,762,298.10	1,336.88-	15,949.22	705,706.60	1,262,122.86	516,124.46	70.98	0.00
ADJUSTMENT REFUNDS		99.67-	99.67-					
2021	123,671.92	99.13	3,638.37-	9,856.58	18,899.44	101,134.11	15.75	0.00
ADJUSTMENT REFUNDS		41.19-	4,684.35-					
2020	54,298.53	240.01	116.50-	1,140.62	5,734.01	48,448.02	10.58	0.00
ADJUSTMENT REFUNDS		44.16-	400.67-					
2019	42,381.57	295.94	295.94	890.90	2,557.86	40,119.65	5.99	0.00
2018	35,393.97	.00	0.00	50.56	923.51	34,470.46	2.61	0.00
2017	28,231.38	.00	0.00	66.90	482.43	27,748.95	1.71	0.00
2016	30,044.52	.00	0.00	140.36	918.19	29,126.33	3.06	0.00
2015	23,775.81	.00	0.00	6.98	486.07	23,289.74	2.04	0.00
2014	23,267.70	.00	0.00	179.84	514.96	22,752.74	2.21	0.00
2013	22,381.44	.00	0.00	105.79	571.39	21,810.05	2.55	0.00
2012	21,809.82	.00	0.00	214.66	512.35	21,297.47	2.35	0.00
2011	18,382.69	.00	0.00	26.65	677.24	17,705.45	3.68	0.00
2010	17,040.94	.00	0.00	0.00	216.15	16,824.79	1.27	0.00
2009	15,742.40	.00	0.00	0.00	230.19	15,512.21	1.46	0.00
2008	12,897.35	.00	0.00	0.00	298.42	12,598.93	2.31	0.00
2007	12,565.80	.00	0.00	181.04	220.96	12,344.84	1.76	0.00
2006	12,801.58	.00	0.00	0.00	40.53	12,761.05	.32	0.00
2005	12,719.82	.00	0.00	0.00	197.80	12,522.02	1.56	0.00
2004	10,993.31	.00	0.00	36.88	120.49	10,872.82	1.10	0.00
2003	5,571.55	.00	0.00	0.00	28.63	5,542.92	.51	0.00
2002	10,701.53	.00	0.00	0.00	0.00	10,701.53		0.00
2001	31,758.48	.00	0.00	102.81	324.99	31,433.49	1.02	0.00
****	2,328,730.21	701.80-	12,490.29	718,707.17	1,296,078.47	1,045,142.03		0.00
ADJUSTMENT REFUNDS		185.02-	5,184.69-					

02/15/2023 10:00:02 4212295
 TC298-D SELECTION: SYSTEM
 RECEIPT DATE: ALL
 LOCATION: LOCATION NAME NOT FOUND

TAX COLLECTION SYSTEM
 DEPOSIT DISTRIBUTION
 FROM: 10/01/2022 THRU 01/31/2023
 JURISDICTION: 0023 CITY OF ELSA

PAGE: 31
 EXCLUDES AG ROLLBACK

YEAR	FUND	TAX RATE	LEVY PAID	DISCOUNT GIVEN	PENALTY INTEREST	TIF AMOUNT	DISBURSE TOTAL	ATTORNEY	OTHER FEES	REFUND AMOUNT	PAYMENT AMOUNT
2022	M & O	.656100	1,040,169.42	.00	.00	.00	1,040,169.42	.00	.00	.00	1,040,169.42
	I & S	.140000	221,953.44	.00	.00	.00	221,953.44	.00	.00	.00	221,953.44
	TOTAL	.796100	1,262,122.86	.00	.00	.00	1,262,122.86	.00	.00	.00	1,262,122.86
2021	M & O	.685200	15,446.81	.00	4,117.00	.00	19,563.81	4,003.53	.00	.00	23,567.34
	I & S	.138500	3,122.32	.00	832.20	.00	3,954.52	.00	.00	.00	3,954.52
	TOTAL	.823700	18,569.13	.00	4,949.20	.00	23,518.33	4,003.53	.00	.00	27,521.86
2020	M & O	.668900	4,073.45	.00	1,322.25	.00	5,395.70	985.05	.00	.00	6,380.75
	I & S	.214300	1,305.05	.00	423.62	.00	1,728.67	.00	.00	.00	1,728.67
	TOTAL	.883200	5,378.50	.00	1,745.87	.00	7,124.37	985.05	.00	.00	8,109.42
2019	M & O	.654900	1,632.10	.00	689.10	.00	2,321.20	421.68	.00	.00	2,742.88
	I & S	.228300	568.98	.00	240.24	.00	809.22	.00	.00	.00	809.22
	TOTAL	.883200	2,201.08	.00	929.34	.00	3,130.42	421.68	.00	.00	3,552.10
2018	M & O	.666100	697.29	.00	366.42	.00	1,063.71	187.96	.00	.00	1,251.67
	I & S	.216100	226.22	.00	118.85	.00	345.07	.00	.00	.00	345.07
	TOTAL	.882200	923.51	.00	485.27	.00	1,408.78	187.96	.00	.00	1,596.74
2017	M & O	.681800	364.74	.00	249.85	.00	614.59	118.11	.00	.00	732.70
	I & S	.220000	117.69	.00	80.63	.00	198.32	.00	.00	.00	198.32
	TOTAL	.901800	482.43	.00	330.48	.00	812.91	118.11	.00	.00	931.02
2016	M & O	.674100	674.46	.00	429.60	.00	1,104.06	158.89	.00	.00	1,262.95
	I & S	.243600	243.73	.00	155.22	.00	398.95	.00	.00	.00	398.95
	TOTAL	.917700	918.19	.00	584.82	.00	1,503.01	158.89	.00	.00	1,661.90
2015	M & O	.600200	340.57	.00	276.48	.00	617.05	106.77	.00	.00	723.82
	I & S	.256400	145.50	.00	118.12	.00	263.62	.00	.00	.00	263.62
	TOTAL	.856600	486.07	.00	394.60	.00	880.67	106.77	.00	.00	987.44
2014	M & O	.620600	323.90	.00	291.21	.00	615.11	109.95	.00	.00	725.06
	I & S	.366100	191.06	.00	171.78	.00	362.84	.00	.00	.00	362.84
	TOTAL	.986700	514.96	.00	462.99	.00	977.95	109.95	.00	.00	1,087.90
2013	M & O	.601000	346.31	.00	396.37	.00	742.68	130.00	.00	.00	872.68
	I & S	.390600	225.08	.00	257.62	.00	482.70	.00	.00	.00	482.70
	TOTAL	.991600	571.39	.00	653.99	.00	1,225.38	130.00	.00	.00	1,355.38
2012	M & O	.810200	419.30	.00	505.05	.00	924.35	104.61	.00	.00	1,028.96
	I & S	.179800	93.05	.00	112.09	.00	205.14	.00	.00	.00	205.14
	TOTAL	.990000	512.35	.00	617.14	.00	1,129.49	104.61	.00	.00	1,234.10
2011	M & O	.170600	116.70	.00	150.53	.00	267.23	218.06	.00	.00	485.29
	I & S	.819400	560.54	.00	722.93	.00	1,283.47	.00	.00	.00	1,283.47
	TOTAL	.990000	677.24	.00	873.46	.00	1,550.70	218.06	.00	.00	1,768.76

02/15/2023 10:00:02 4212295
 TC298-D SELECTION: SYSTEM
 RECEIPT DATE: ALL
 LOCATION: LOCATION NAME NOT FOUND

TAX COLLECTION SYSTEM
 DEPOSIT DISTRIBUTION
 FROM: 10/01/2022 THRU 01/31/2023
 JURISDICTION: 0023 CITY OF ELSA

PAGE: 32
 EXCLUDES AG ROLLBACK

YEAR	FUND	TAX RATE	LEVY PAID	DISCOUNT GIVEN	PENALTY INTEREST	TIF AMOUNT	DISBURSE TOTAL	ATTORNEY	OTHER FEES	REFUND AMOUNT	PAYMENT AMOUNT
2010	M & O	.216800	51.83	.00	80.30	.00	132.13	82.66	.00	.00	214.79
	I & S	.687400	164.32	.00	254.59	.00	418.91	.00	.00	.00	418.91
	TOTAL	.904200	216.15	.00	334.89	.00	551.04	82.66	.00	.00	633.70
2009	M & O	.085400	21.74	.00	36.27	.00	58.01	92.12	.00	.00	150.13
	I & S	.818800	208.45	.00	347.72	.00	556.17	.00	.00	.00	556.17
	TOTAL	.904200	230.19	.00	383.99	.00	614.18	92.12	.00	.00	706.30
2008	M & O	.403670	133.23	.00	236.73	.00	369.96	124.31	.00	.00	494.27
	I & S	.500550	165.19	.00	293.55	.00	458.74	.00	.00	.00	458.74
	TOTAL	.904220	298.42	.00	530.28	.00	828.70	124.31	.00	.00	953.01
2007	M & O	.373680	111.29	.00	209.38	.00	320.67	94.04	.00	.00	414.71
	I & S	.368171	109.67	.00	206.29	.00	315.96	.00	.00	.00	315.96
	TOTAL	.741851	220.96	.00	415.67	.00	636.63	94.04	.00	.00	730.67
2006	M & O	.404745	20.69	.00	35.05	.00	55.74	14.19	.00	.00	69.93
	I & S	.387975	19.84	.00	33.59	.00	53.43	.00	.00	.00	53.43
	TOTAL	.792720	40.53	.00	68.64	.00	109.17	14.19	.00	.00	123.36
2005	M & O	.434893	106.20	.00	228.33	.00	334.53	93.46	.00	.00	427.99
	I & S	.375107	91.60	.00	196.94	.00	288.54	.00	.00	.00	288.54
	TOTAL	.810000	197.80	.00	425.27	.00	623.07	93.46	.00	.00	716.53
2004	M & O	.513368	89.41	.00	128.70	.00	218.11	22.23	.00	.00	240.34
	I & S	.178367	31.08	.00	44.72	.00	75.80	.00	.00	.00	75.80
	TOTAL	.691735	120.49	.00	173.42	.00	293.91	22.23	.00	.00	316.14
2003	M & O	.543822	20.73	.00	32.16	.00	52.89	5.80	.00	.00	58.69
	I & S	.207228	7.90	.00	12.26	.00	20.16	.00	.00	.00	20.16
	TOTAL	.751050	28.63	.00	44.42	.00	73.05	5.80	.00	.00	78.85
2001	M & O	.712550	110.86	.00	292.13	.00	402.99	63.92	.00	.00	466.91
	I & S	.040849	6.35	.00	16.75	.00	23.10	.00	.00	.00	23.10
	TOTAL	.753399	117.21	.00	308.88	.00	426.09	63.92	.00	.00	490.01
2000	M & O	.584027	14.82	.00	40.75	.00	55.57	10.75	.00	.00	66.32
	I & S	.169372	4.29	.00	11.82	.00	16.11	.00	.00	.00	16.11
	TOTAL	.753399	19.11	.00	52.57	.00	71.68	10.75	.00	.00	82.43
1999	M & O	.623335	85.72	.00	245.02	.00	330.74	58.32	.00	.00	389.06
	I & S	.109485	15.05	.00	43.04	.00	58.09	.00	.00	.00	58.09
	TOTAL	.732820	100.77	.00	288.06	.00	388.83	58.32	.00	.00	447.15
1998	M & O	.623335	31.57	.00	68.32	.00	99.89	10.86	.00	.00	110.75
	I & S	.109485	5.55	.00	12.00	.00	17.55	.00	.00	.00	17.55
	TOTAL	.732820	37.12	.00	80.32	.00	117.44	10.86	.00	.00	128.30

02/09/2023 16:57:22 4207945
 TC298-D SELECTION: SYSTEM
 RECEIPT DATE: ALL
 LOCATION: LOCATION NAME NOT FOUND

TAX COLLECTION SYSTEM
 DEPOSIT DISTRIBUTION
 FROM: 10/01/2022 THRU 01/31/2023
 JURISDICTION: 0023 CITY OF ELSA

PAGE: 9
 AG ROLLBACK ONLY

YEAR	FUND	TAX RATE	LEVY PAID	DISCOUNT GIVEN	PENALTY INTEREST	TIF AMOUNT	DISBURSE TOTAL	ATTORNEY	OTHER FEES	REFUND AMOUNT	PAYMENT AMOUNT
2021	M & O	.685200	274.77	.00	.00	.00	274.77	.00	.00	.00	274.77
	I & S	.138500	55.54	.00	.00	.00	55.54	.00	.00	.00	55.54
	TOTAL	.823700	330.31	.00	.00	.00	330.31	.00	.00	.00	330.31
2020	M & O	.668900	269.25	.00	.00	.00	269.25	.00	.00	.00	269.25
	I & S	.214300	86.26	.00	.00	.00	86.26	.00	.00	.00	86.26
	TOTAL	.883200	355.51	.00	.00	.00	355.51	.00	.00	.00	355.51
2019	M & O	.654900	264.56	.00	.00	.00	264.56	.00	.00	.00	264.56
	I & S	.228300	92.22	.00	.00	.00	92.22	.00	.00	.00	92.22
	TOTAL	.883200	356.78	.00	.00	.00	356.78	.00	.00	.00	356.78
ALL	M & O		808.58	.00	.00	.00	808.58	.00	.00	.00	808.58
ALL	I & S		234.02	.00	.00	.00	234.02	.00	.00	.00	234.02
ALL	TOTAL		1,042.60	.00	.00	.00	1,042.60	.00	.00	.00	1,042.60
DLQ	M & O		808.58	.00	.00	.00	808.58	.00	.00	.00	808.58
DLQ	I & S		234.02	.00	.00	.00	234.02	.00	.00	.00	234.02
DLQ	TOTAL		1,042.60	.00	.00	.00	1,042.60	.00	.00	.00	1,042.60
CURR	M & O		.00	.00	.00	.00	.00	.00	.00	.00	.00
CURR	I & S		.00	.00	.00	.00	.00	.00	.00	.00	.00
CURR	TOTAL		.00	.00	.00	.00	.00	.00	.00	.00	.00

02/15/2023 09:58:23 4212294
 TC298-D SELECTION: SYSTEM
 RECEIPT DATE: ALL
 LOCATION: LOCATION NAME NOT FOUND

TAX COLLECTION SYSTEM
 DEPOSIT DISTRIBUTION
 FROM: 10/01/2022 THRU 01/31/2023
 JURISDICTION: 0023 CITY OF ELSA

PAGE: 31
 INCLUDES AG ROLLBACK

YEAR	FUND	TAX RATE	LEVY PAID	DISCOUNT GIVEN	PENALTY INTEREST	TIF AMOUNT	DISBURSE TOTAL	ATTORNEY	OTHER FEES	REFUND AMOUNT	PAYMENT AMOUNT
2022	M & O	.656100	1,040,169.42	.00	.00	.00	1,040,169.42	.00	.00	.00	1,040,169.42
	I & S	.140000	221,953.44	.00	.00	.00	221,953.44	.00	.00	.00	221,953.44
	TOTAL	.796100	1,262,122.86	.00	.00	.00	1,262,122.86	.00	.00	.00	1,262,122.86
2021	M & O	.685200	15,721.58	.00	4,117.00	.00	19,838.58	4,003.53	.00	.00	23,842.11
	I & S	.138500	3,177.86	.00	832.20	.00	4,010.06	.00	.00	.00	4,010.06
	TOTAL	.823700	18,899.44	.00	4,949.20	.00	23,848.64	4,003.53	.00	.00	27,852.17
2020	M & O	.668900	4,342.70	.00	1,322.25	.00	5,664.95	985.05	.00	.00	6,650.00
	I & S	.214300	1,391.31	.00	423.62	.00	1,814.93	.00	.00	.00	1,814.93
	TOTAL	.883200	5,734.01	.00	1,745.87	.00	7,479.88	985.05	.00	.00	8,464.93
2019	M & O	.654900	1,896.66	.00	689.10	.00	2,585.76	421.68	.00	.00	3,007.44
	I & S	.228300	661.20	.00	240.24	.00	901.44	.00	.00	.00	901.44
	TOTAL	.883200	2,557.86	.00	929.34	.00	3,487.20	421.68	.00	.00	3,908.88
2018	M & O	.666100	697.29	.00	366.42	.00	1,063.71	187.96	.00	.00	1,251.67
	I & S	.216100	226.22	.00	118.85	.00	345.07	.00	.00	.00	345.07
	TOTAL	.882200	923.51	.00	485.27	.00	1,408.78	187.96	.00	.00	1,596.74
2017	M & O	.681800	364.74	.00	249.85	.00	614.59	118.11	.00	.00	732.70
	I & S	.220000	117.69	.00	80.63	.00	198.32	.00	.00	.00	198.32
	TOTAL	.901800	482.43	.00	330.48	.00	812.91	118.11	.00	.00	931.02
2016	M & O	.674100	674.46	.00	429.60	.00	1,104.06	158.89	.00	.00	1,262.95
	I & S	.243600	243.73	.00	155.22	.00	398.95	.00	.00	.00	398.95
	TOTAL	.917700	918.19	.00	584.82	.00	1,503.01	158.89	.00	.00	1,661.90
2015	M & O	.600200	340.57	.00	276.48	.00	617.05	106.77	.00	.00	723.82
	I & S	.256400	145.50	.00	118.12	.00	263.62	.00	.00	.00	263.62
	TOTAL	.856600	486.07	.00	394.60	.00	880.67	106.77	.00	.00	987.44
2014	M & O	.620600	323.90	.00	291.21	.00	615.11	109.95	.00	.00	725.06
	I & S	.366100	191.06	.00	171.78	.00	362.84	.00	.00	.00	362.84
	TOTAL	.986700	514.96	.00	462.99	.00	977.95	109.95	.00	.00	1,087.90
2013	M & O	.601000	346.31	.00	396.37	.00	742.68	130.00	.00	.00	872.68
	I & S	.390600	225.08	.00	257.62	.00	482.70	.00	.00	.00	482.70
	TOTAL	.991600	571.39	.00	653.99	.00	1,225.38	130.00	.00	.00	1,355.38
2012	M & O	.810200	419.30	.00	505.05	.00	924.35	104.61	.00	.00	1,028.96
	I & S	.179800	93.05	.00	112.09	.00	205.14	.00	.00	.00	205.14
	TOTAL	.990000	512.35	.00	617.14	.00	1,129.49	104.61	.00	.00	1,234.10
2011	M & O	.170600	116.70	.00	150.53	.00	267.23	218.06	.00	.00	485.29
	I & S	.819400	560.54	.00	722.93	.00	1,283.47	.00	.00	.00	1,283.47
	TOTAL	.990000	677.24	.00	873.46	.00	1,550.70	218.06	.00	.00	1,768.76

02/15/2023 09:58:23 4212294
 TC298-D SELECTION: SYSTEM
 RECEIPT DATE: ALL
 LOCATION: LOCATION NAME NOT FOUND

TAX COLLECTION SYSTEM
 DEPOSIT DISTRIBUTION
 FROM: 10/01/2022 THRU 01/31/2023
 JURISDICTION: 0023 CITY OF ELSA

PAGE: 32
 INCLUDES AG ROLLBACK

YEAR	FUND	TAX RATE	LEVY PAID	DISCOUNT GIVEN	PENALTY INTEREST	TIF AMOUNT	DISBURSE TOTAL	ATTORNEY	OTHER FEES	REFUND AMOUNT	PAYMENT AMOUNT
2010	M & O	.216800	51.83	.00	80.30	.00	132.13	82.66	.00	.00	214.79
	I & S	.687400	164.32	.00	254.59	.00	418.91	.00	.00	.00	418.91
	TOTAL	.904200	216.15	.00	334.89	.00	551.04	82.66	.00	.00	633.70
2009	M & O	.085400	21.74	.00	36.27	.00	58.01	92.12	.00	.00	150.13
	I & S	.818800	208.45	.00	347.72	.00	556.17	.00	.00	.00	556.17
	TOTAL	.904200	230.19	.00	383.99	.00	614.18	92.12	.00	.00	706.30
2008	M & O	.403670	133.23	.00	236.73	.00	369.96	124.31	.00	.00	494.27
	I & S	.500550	165.19	.00	293.55	.00	458.74	.00	.00	.00	458.74
	TOTAL	.904220	298.42	.00	530.28	.00	828.70	124.31	.00	.00	953.01
2007	M & O	.373680	111.29	.00	209.38	.00	320.67	94.04	.00	.00	414.71
	I & S	.368171	109.67	.00	206.29	.00	315.96	.00	.00	.00	315.96
	TOTAL	.741851	220.96	.00	415.67	.00	636.63	94.04	.00	.00	730.67
2006	M & O	.404745	20.69	.00	35.05	.00	55.74	14.19	.00	.00	69.93
	I & S	.387975	19.84	.00	33.59	.00	53.43	.00	.00	.00	53.43
	TOTAL	.792720	40.53	.00	68.64	.00	109.17	14.19	.00	.00	123.36
2005	M & O	.434893	106.20	.00	228.33	.00	334.53	93.46	.00	.00	427.99
	I & S	.375107	91.60	.00	196.94	.00	288.54	.00	.00	.00	288.54
	TOTAL	.810000	197.80	.00	425.27	.00	623.07	93.46	.00	.00	716.53
2004	M & O	.513368	89.41	.00	128.70	.00	218.11	22.23	.00	.00	240.34
	I & S	.178367	31.08	.00	44.72	.00	75.80	.00	.00	.00	75.80
	TOTAL	.691735	120.49	.00	173.42	.00	293.91	22.23	.00	.00	316.14
2003	M & O	.543822	20.73	.00	32.16	.00	52.89	5.80	.00	.00	58.69
	I & S	.207228	7.90	.00	12.26	.00	20.16	.00	.00	.00	20.16
	TOTAL	.751050	28.63	.00	44.42	.00	73.05	5.80	.00	.00	78.85
2001	M & O	.712550	110.86	.00	292.13	.00	402.99	63.92	.00	.00	466.91
	I & S	.040849	6.35	.00	16.75	.00	23.10	.00	.00	.00	23.10
	TOTAL	.753399	117.21	.00	308.88	.00	426.09	63.92	.00	.00	490.01
2000	M & O	.584027	14.82	.00	40.75	.00	55.57	10.75	.00	.00	66.32
	I & S	.169372	4.29	.00	11.82	.00	16.11	.00	.00	.00	16.11
	TOTAL	.753399	19.11	.00	52.57	.00	71.68	10.75	.00	.00	82.43
1999	M & O	.623335	85.72	.00	245.02	.00	330.74	58.32	.00	.00	389.06
	I & S	.109485	15.05	.00	43.04	.00	58.09	.00	.00	.00	58.09
	TOTAL	.732820	100.77	.00	288.06	.00	388.83	58.32	.00	.00	447.15
1998	M & O	.623335	31.57	.00	68.32	.00	99.89	10.86	.00	.00	110.75
	I & S	.109485	5.55	.00	12.00	.00	17.55	.00	.00	.00	17.55
	TOTAL	.732820	37.12	.00	80.32	.00	117.44	10.86	.00	.00	128.30

02/15/2023 09:58:23 4212294
 TC298-D SELECTION: SYSTEM
 RECEIPT DATE: ALL
 LOCATION: LOCATION NAME NOT FOUND

TAX COLLECTION SYSTEM
 DEPOSIT DISTRIBUTION
 FROM: 10/01/2022 THRU 01/31/2023
 JURISDICTION: 0023 CITY OF ELSA

PAGE: 33
 INCLUDES AG ROLLBACK

YEAR	FUND	TAX RATE	LEVY PAID	DISCOUNT GIVEN	PENALTY INTEREST	TIF AMOUNT	DISBURSE TOTAL	ATTORNEY	OTHER FEES	REFUND AMOUNT	PAYMENT AMOUNT
1997	M & O	.687158	47.62	.00	108.25	.00	155.87	15.78	.00	.00	171.65
	I & S	.045662	3.16	.00	7.19	.00	10.35	.00	.00	.00	10.35
	TOTAL	.732820	50.78	.00	115.44	.00	166.22	15.78	.00	.00	182.00
ALL	M & O		1,066,259.34	.00	10,535.25	.00	1,076,794.59	7,233.05	.00	.00	1,084,027.64
ALL	I & S		229,819.13	.00	4,713.76	.00	234,532.89	.00	.00	.00	234,532.89
ALL	TOTAL		1,296,078.47	.00	15,249.01	.00	1,311,327.48	7,233.05	.00	.00	1,318,560.53
DLQ	M & O		26,089.92	.00	10,535.25	.00	36,625.17	7,233.05	.00	.00	43,858.22
DLQ	I & S		7,865.69	.00	4,713.76	.00	12,579.45	.00	.00	.00	12,579.45
DLQ	TOTAL		33,955.61	.00	15,249.01	.00	49,204.62	7,233.05	.00	.00	56,437.67
CURR	M & O		1,040,169.42	.00	.00	.00	1,040,169.42	.00	.00	.00	1,040,169.42
CURR	I & S		221,953.44	.00	.00	.00	221,953.44	.00	.00	.00	221,953.44
CURR	TOTAL		1,262,122.86	.00	.00	.00	1,262,122.86	.00	.00	.00	1,262,122.86

02/15/2023 10:58:0
TC168

4212295

TAX COLLECTION SYSTEM
TAX COLLECTOR MONTHLY REPORT
FROM 10/01/2022 TO 01/31/2023

EXCLUDES AG ROLLBACK

PAGE: 17

FISCAL START: 10/01/2022 END: 09/30/2023 JURISDICTION: 0023 CITY OF ELSA

	CERT TAXABLE VALUE	ADJUSTMENTS	ADJ TAX VALUE	TAX RATE	TAX LEVY	PAID ACCTS
	-----	-----	-----	-----	-----	-----
CURRENT YEAR	221,094,768	2,002,222	223,096,990	00.796100	1,778,247.32	1,627
	-----	-----	-----	-----	-----	-----

YEAR	TAXES DUE	MONTH ADJ	ADJUSTMENT YTD	LEVY PAID	PAID YTD	BALANCE	COLL %	YTD UNCOLL

2022	1,762,298.10	15,949.22	15,949.22	1,262,122.86	1,262,122.86	516,124.46	70.98	0.00
2021	123,671.92	3,968.68-	3,968.68-	18,569.13	18,569.13	101,134.11	15.51	0.00
2020	54,298.53	472.01-	472.01-	5,378.50	5,378.50	48,448.02	9.99	0.00
2019	42,381.57	60.84-	60.84-	2,201.08	2,201.08	40,119.65	5.20	0.00
2018	35,393.97	.00	0.00	923.51	923.51	34,470.46	2.61	0.00
2017	28,231.38	.00	0.00	482.43	482.43	27,748.95	1.71	0.00
2016	30,044.52	.00	0.00	918.19	918.19	29,126.33	3.06	0.00
2015	23,775.81	.00	0.00	486.07	486.07	23,289.74	2.04	0.00
2014	23,267.70	.00	0.00	514.96	514.96	22,752.74	2.21	0.00
2013	22,381.44	.00	0.00	571.39	571.39	21,810.05	2.55	0.00
2012	21,809.82	.00	0.00	512.35	512.35	21,297.47	2.35	0.00
2011	18,382.69	.00	0.00	677.24	677.24	17,705.45	3.68	0.00
2010	17,040.94	.00	0.00	216.15	216.15	16,824.79	1.27	0.00
2009	15,742.40	.00	0.00	230.19	230.19	15,512.21	1.46	0.00
2008	12,897.35	.00	0.00	298.42	298.42	12,598.93	2.31	0.00
2007	12,565.80	.00	0.00	220.96	220.96	12,344.84	1.76	0.00
2006	12,801.58	.00	0.00	40.53	40.53	12,761.05	.32	0.00
2005	12,719.82	.00	0.00	197.80	197.80	12,522.02	1.56	0.00
2004	10,993.31	.00	0.00	120.49	120.49	10,872.82	1.10	0.00
2003	5,571.55	.00	0.00	28.63	28.63	5,542.92	.51	0.00
2002	10,701.53	.00	0.00	0.00	0.00	10,701.53		0.00
2001	31,758.48	.00	0.00	324.99	324.99	31,433.49	1.02	0.00
****	2,328,730.21	11,447.69	11,447.69	1,295,035.87	1,295,035.87	1,045,142.03		0.00
CURR	1,762,298.10	15,949.22	15,949.22	1,262,122.86	1,262,122.86	516,124.46		0.00
DELQ	566,432.11	4,501.53-	4,501.53-	32,913.01	32,913.01	529,017.57		0.00

02/09/2023 17:05:3
TC168

4207945

TAX COLLECTION SYSTEM
TAX COLLECTOR MONTHLY REPORT
FROM 10/01/2022 TO 01/31/2023

AG ROLLBACK ONLY

PAGE: 9

FISCAL START: 10/01/2022 END: 09/30/2023 JURISDICTION: 0023 CITY OF ELSA

	CERT TAXABLE VALUE	ADJUSTMENTS	ADJ TAX VALUE	TAX RATE	TAX LEVY	PAID ACCTS
	-----	-----	-----	-----	-----	-----
CURRENT YEAR	0	0	0 0	00.000000	0.00	0
	-----	-----	-----	-----	-----	-----

YEAR	TAXES DUE	MONTH ADJ	ADJUSTMENT YTD	LEVY PAID	PAID YTD	BALANCE	COLL %	YTD UNCOLL

2021	0.00	330.31	330.31	330.31	330.31	0.00		0.00
2020	0.00	355.51	355.51	355.51	355.51	0.00		0.00
2019	0.00	356.78	356.78	356.78	356.78	0.00		0.00
****	0.00	1,042.60	1,042.60	1,042.60	1,042.60	0.00		0.00
CURR	0.00	.00	0.00	0.00	0.00	0.00		0.00
DELQ	0.00	1,042.60	1,042.60	1,042.60	1,042.60	0.00		0.00

TAX COLLECTION SYSTEM
TAX COLLECTOR MONTHLY REPORT
FROM 10/01/2022 TO 01/31/2023

FISCAL START: 10/01/2022 END: 09/30/2023 JURISDICTION: 0023 CITY OF ELSA

	CERT TAXABLE VALUE	ADJUSTMENTS	ADJ TAX VALUE	TAX RATE	TAX LEVY	PAID ACCTS
	-----	-----	-----	-----	-----	-----
CURRENT YEAR	221,094,768	2,002,222	223,096,990	00.796100	1,778,247.32	1,627
	-----	-----	-----	-----	-----	-----

YEAR	TAXES DUE	MONTH ADJ	ADJUSTMENT YTD	LEVY PAID	PAID YTD	BALANCE	COLL %	YTD UNCOLL

2022	1,762,298.10	15,949.22	15,949.22	1,262,122.86	1,262,122.86	516,124.46	70.98	0.00
2021	123,671.92	3,638.37-	3,638.37-	18,899.44	18,899.44	101,134.11	15.75	0.00
2020	54,298.53	116.50-	116.50-	5,734.01	5,734.01	48,448.02	10.58	0.00
2019	42,381.57	295.94	295.94	2,557.86	2,557.86	40,119.65	5.99	0.00
2018	35,393.97	.00	0.00	923.51	923.51	34,470.46	2.61	0.00
2017	28,231.38	.00	0.00	482.43	482.43	27,748.95	1.71	0.00
2016	30,044.52	.00	0.00	918.19	918.19	29,126.33	3.06	0.00
2015	23,775.81	.00	0.00	486.07	486.07	23,289.74	2.04	0.00
2014	23,267.70	.00	0.00	514.96	514.96	22,752.74	2.21	0.00
2013	22,381.44	.00	0.00	571.39	571.39	21,810.05	2.55	0.00
2012	21,809.82	.00	0.00	512.35	512.35	21,297.47	2.35	0.00
2011	18,382.69	.00	0.00	677.24	677.24	17,705.45	3.68	0.00
2010	17,040.94	.00	0.00	216.15	216.15	16,824.79	1.27	0.00
2009	15,742.40	.00	0.00	230.19	230.19	15,512.21	1.46	0.00
2008	12,897.35	.00	0.00	298.42	298.42	12,598.93	2.31	0.00
2007	12,565.80	.00	0.00	220.96	220.96	12,344.84	1.76	0.00
2006	12,801.58	.00	0.00	40.53	40.53	12,761.05	.32	0.00
2005	12,719.82	.00	0.00	197.80	197.80	12,522.02	1.56	0.00
2004	10,993.31	.00	0.00	120.49	120.49	10,872.82	1.10	0.00
2003	5,571.55	.00	0.00	28.63	28.63	5,542.92	.51	0.00
2002	10,701.53	.00	0.00	0.00	0.00	10,701.53		0.00
2001	31,758.48	.00	0.00	324.99	324.99	31,433.49	1.02	0.00
****	2,328,730.21	12,490.29	12,490.29	1,296,078.47	1,296,078.47	1,045,142.03		0.00
CURR	1,762,298.10	15,949.22	15,949.22	1,262,122.86	1,262,122.86	516,124.46		0.00
DELQ	566,432.11	3,458.93-	3,458.93-	33,955.61	33,955.61	529,017.57		0.00

02/14/2023 15:20:20 4211571
 TC298-X4 SELECTION: DEPOSIT

TAX COLLECTION SYSTEM
 DEPOSIT DISTRIBUTION
 JURISDICTION SUMMARY

PAGE: 2
 INCLUDES AG ROLLBACK

FROM: 01/01/2023 THRU 01/31/2023
 JURISDICTION: ALL

UPDATE MODE

ACCOUNT	YEAR	DEPOSIT	LEVY COLLECTED	RENDITION PENALTY	P & I COLLECTED	RENDITION P & I	RENDITION DISCOUNT	APPRAISAL COMMISSION	DISBURSEMENT AMOUNT
CURR FOR 0020 CITY OF ALAMO			11,110.69	2,430.94	0.00	0.00	0.00	121.53	10,989.16
BY COUNTY 108			11,110.69	2,430.94	0.00	0.00	0.00	121.53	10,989.16
DELQ FOR 0020 CITY OF ALAMO			484.28	44.02	136.18	12.39	0.00	2.82	617.64
BY COUNTY 108			484.28	44.02	136.18	12.39	0.00	2.82	617.64
TOTAL FOR 0020 CITY OF ALAMO			11,594.97	2,474.96	136.18	12.39	0.00	124.35	11,606.80
BY COUNTY 108			11,594.97	2,474.96	136.18	12.39	0.00	124.35	11,606.80
CURR FOR 0021 CITY OF ALTON			9,047.32	771.73	0.00	16.52	0.00	39.44	9,007.88
BY COUNTY 108			9,047.32	771.73	0.00	16.52	0.00	39.44	9,007.88
DELQ FOR 0021 CITY OF ALTON			0.00	0.00	0.00	0.00	0.00	0.00	0.00
TOTAL FOR 0021 CITY OF ALTON			9,047.32	771.73	0.00	16.52	0.00	39.44	9,007.88
BY COUNTY 108			9,047.32	771.73	0.00	16.52	0.00	39.44	9,007.88
CURR FOR 0022 CITY OF EDINBURG			466,901.63	42,593.94	0.00	4.81	0.00	2,129.99	464,771.64
BY COUNTY 108			466,901.63	42,593.94	0.00	4.81	0.00	2,129.99	464,771.64
DELQ FOR 0022 CITY OF EDINBURG			2,654.54	260.24	701.93	72.01	0.00	16.62	3,339.85
BY COUNTY 108			2,654.54	260.24	701.93	72.01	0.00	16.62	3,339.85
TOTAL FOR 0022 CITY OF EDINBURG			469,556.17	42,854.18	701.93	76.82	0.00	2,146.61	468,111.49
BY COUNTY 108			469,556.17	42,854.18	701.93	76.82	0.00	2,146.61	468,111.49
CURR FOR 0023 CITY OF ELSA			10,527.01	998.94	0.00	0.00	0.00	49.95	10,477.06
BY COUNTY 108			10,527.01	998.94	0.00	0.00	0.00	49.95	10,477.06
DELQ FOR 0023 CITY OF ELSA			301.49	27.41	133.59	12.15	0.00	1.98	433.10
BY COUNTY 108			301.49	27.41	133.59	12.15	0.00	1.98	433.10
TOTAL FOR 0023 CITY OF ELSA			10,828.50	1,026.35	133.59	12.15	0.00	51.93	10,910.16
BY COUNTY 108			10,828.50	1,026.35	133.59	12.15	0.00	51.93	10,910.16
CURR FOR 0024 CITY OF EDCOUCH			4,854.39	455.46	0.00	0.00	0.00	22.76	4,831.63
BY COUNTY 108			4,854.39	455.46	0.00	0.00	0.00	22.76	4,831.63
DELQ FOR 0024 CITY OF EDCOUCH			5.74	0.52	2.07	0.19	0.00	0.04	7.77
BY COUNTY 108			5.74	0.52	2.07	0.19	0.00	0.04	7.77
TOTAL FOR 0024 CITY OF EDCOUCH			4,860.13	455.98	2.07	0.19	0.00	22.80	4,839.40
BY COUNTY 108			4,860.13	455.98	2.07	0.19	0.00	22.80	4,839.40
CURR FOR 0027 CITY OF PALMVIEW			7,930.63	720.76	0.00	0.00	0.00	36.05	7,894.58
BY COUNTY 108			7,930.63	720.76	0.00	0.00	0.00	36.05	7,894.58
DELQ FOR 0027 CITY OF PALMVIEW			73.09	6.65	17.54	1.59	0.00	0.41	90.22
BY COUNTY 108			73.09	6.65	17.54	1.59	0.00	0.41	90.22
TOTAL FOR 0027 CITY OF PALMVIEW			8,003.72	727.41	17.54	1.59	0.00	36.46	7,984.80
BY COUNTY 108			8,003.72	727.41	17.54	1.59	0.00	36.46	7,984.80
CURR FOR 0028 CITY OF MERCEDES			72,732.42	6,612.07	0.00	0.00	0.00	330.62	72,401.80
BY COUNTY 108			72,732.42	6,612.07	0.00	0.00	0.00	330.62	72,401.80
DELQ FOR 0028 CITY OF MERCEDES			98.98	9.00	23.76	2.16	0.00	0.56	122.18
BY COUNTY 108			98.98	9.00	23.76	2.16	0.00	0.56	122.18
TOTAL FOR 0028 CITY OF MERCEDES			72,831.40	6,621.07	23.76	2.16	0.00	331.18	72,523.98
BY COUNTY 108			72,831.40	6,621.07	23.76	2.16	0.00	331.18	72,523.98

CITY OF EDINBURG
SALES TAX REVENUES (1.5%) - GAAP BASIS*

MONTH	FY 18/19	FY 19/20	FY 20/21	FY 21/22	FY 22/23	Difference	
						FY 22/23 - 21/22	
OCT.	1,505,278	1,619,291	1,645,367	1,861,105	2,028,740	167,635	↑ 9%
NOV.	1,330,176	1,553,516	1,698,015	2,116,824	2,174,587	57,763	→ 3%
DEC.	1,862,062	2,021,773	2,264,156	2,448,125	2,673,345	225,220	↑ 9%
JAN.	1,331,675	1,426,679	1,661,589	1,803,921			
FEB.	1,585,375	1,361,806	1,505,618	1,867,514			
MAR.	1,769,500	1,722,491	2,181,548	2,474,712			
APR.	1,601,457	1,491,885	1,923,531	2,184,420			
MAY	1,536,146	1,650,706	1,899,215	2,049,503			
JUN.	1,682,759	1,773,072	2,151,327	2,441,084			
JUL.	1,648,206	1,614,100	1,833,885	2,147,319			
AUG.	1,553,270	1,592,639	2,114,296	2,064,618			
SEP.	1,661,012	1,942,964	1,990,098	2,343,685			
TOTAL	19,066,916	19,770,923	22,868,646	25,802,830	6,876,672	450,618	↑ 7%

YTD COMPARISON:

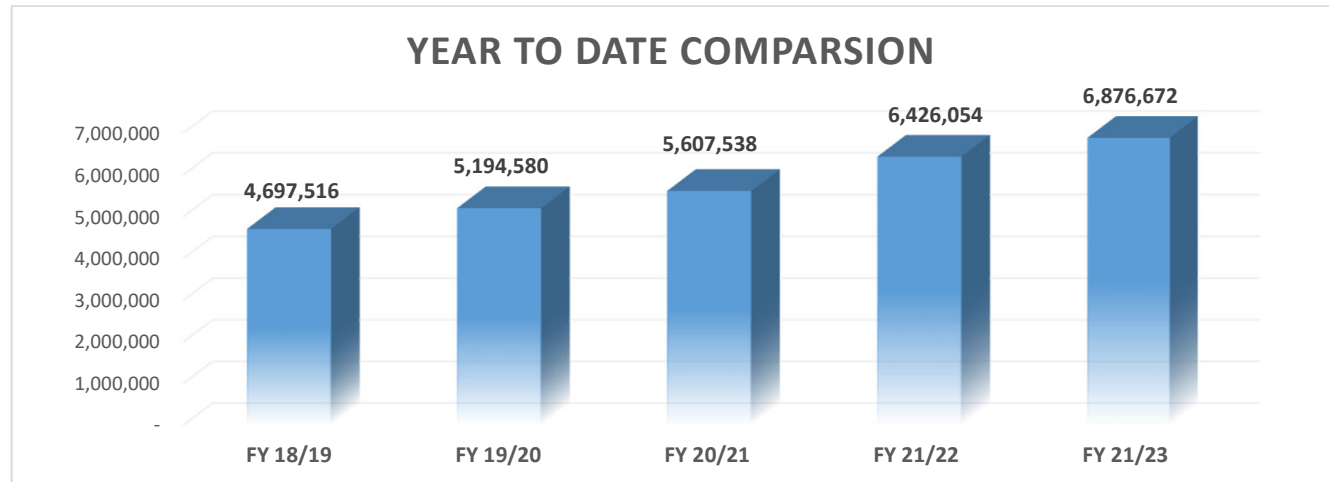
\$ 4,697,516 \$ 5,194,580 \$ 5,607,538 \$ 6,426,054 \$ 6,876,672

YTD COMPARISON: INCREASE/(DECREASE):

n/a 497,064 412,958 818,516 450,618

YTD COMPARISON: INCREASE/(DECREASE) % :

n/a 11% 8% 15% 7%



*GAAP Reports are 2 months prior as released.

SALES TAX STATE COLLECTION RGV COMPARISON - FEBRUARY 2023

Valley Rank	City	Net Payment This Period	Payment Prior Year	% Change	2023 Payments To Date	2022 Payments To Date	% Change
Rank Based on Current Month Activity							
1	Edinburg	\$ 3,564,459	\$ 3,264,166	9%	\$ 6,463,909	\$ 6,086,598	6%
2	South Padre Island	\$ 338,890	\$ 322,798	5%	\$ 654,376	\$ 616,540	6%
3	Weslaco	\$ 1,946,809	\$ 1,856,146	5%	\$ 3,527,416	\$ 3,351,778	5%
4	McAllen	\$ 10,616,234	\$ 9,835,015	8%	\$ 18,421,682	\$ 17,574,844	5%
5	Mission	\$ 2,528,248	\$ 2,367,366	7%	\$ 4,456,342	\$ 4,309,432	3%
6	Mercedes	\$ 1,049,157	\$ 1,038,315	1%	\$ 1,794,798	\$ 1,736,233	3%
7	Harlingen	\$ 3,487,699	\$ 3,274,800	7%	\$ 6,020,748	\$ 5,852,295	3%
8	Pharr	\$ 2,648,385	\$ 2,593,670	2%	\$ 4,968,753	\$ 4,856,267	2%
9	Brownsville	\$ 5,882,829	\$ 5,650,119	4%	\$ 10,603,510	\$ 10,460,281	1%

Rank Based on Calendar Year 2023 To Date Activity							
1	Edinburg	\$ 3,564,459	\$ 3,264,166	9%	\$ 6,463,909	\$ 6,086,598	6%
2	South Padre Island	\$ 338,890	\$ 322,798	5%	\$ 654,376	\$ 616,540	6%
3	Weslaco	\$ 1,946,809	\$ 1,856,146	5%	\$ 3,527,416	\$ 3,351,778	5%
4	McAllen	\$ 10,616,234	\$ 9,835,015	8%	\$ 18,421,682	\$ 17,574,844	5%
5	Mission	\$ 2,528,248	\$ 2,367,366	7%	\$ 4,456,342	\$ 4,309,432	3%
6	Mercedes	\$ 1,049,157	\$ 1,038,315	1%	\$ 1,794,798	\$ 1,736,233	3%
7	Harlingen	\$ 3,487,699	\$ 3,274,800	7%	\$ 6,020,748	\$ 5,852,295	3%
8	Pharr	\$ 2,648,385	\$ 2,593,670	2%	\$ 4,968,753	\$ 4,856,267	2%
9	Brownsville	\$ 5,882,829	\$ 5,650,119	4%	\$ 10,603,510	\$ 10,460,281	1%

RGV AVERAGES	\$ 3,267,018	\$ 3,139,226	4%	\$ 5,846,952	\$ 5,726,269	2%
--------------	--------------	--------------	----	--------------	--------------	----

STATE TOTALS	\$ 665,700,950	\$ 595,700,717	12%	\$ 6,047,500,532	\$ 5,258,633,513	15%
--------------	----------------	----------------	-----	------------------	------------------	-----

EEDC Portion (25%)	\$ 891,114.85
--------------------	---------------

Prepared by: Flor Segura, Interim Director of Finance

Date: 3/9/2023

**CITY OF EDINBURG
HOTEL OCCUPANCY TAX COLLECTIONS**

MONTH	FY 18/19	FY 19/20	FY 20/21	FY 21/22	FY 22/23	Difference FY 22/23 - 21/22	
OCT.	51,910	44,881	80,490	80,182	56,611	(23,571)	↓ -29%
NOV.	44,918	33,690	33,730	53,015	40,006	(13,009)	↓ -25%
DEC.	54,220	52,567	50,486	73,240	123,524	50,284	↑ 69%
JAN.	47,488	48,287	40,688	86,890	83,736	(3,154)	→ -4%
FEB.	28,733	30,762	28,688	81,284	78,187	(3,097)	→ -4%
MAR.	45,925	51,921	108,276	66,953			
APR.	74,267	29,045	71,181	90,739			
MAY	54,719	39,122	35,186	91,096			
JUN.	50,931	28,451	63,799	89,145			
JUL.	56,848	36,797	120,411	81,158			
AUG.	61,047	57,320	73,421	87,783			
SEP.	52,419	40,848	53,517	80,424			
TOTAL	<u>623,426</u>	<u>493,690</u>	<u>759,873</u>	<u>961,908</u>	<u>382,064</u>	7,453	→ 2%

YTD COMPARISON:

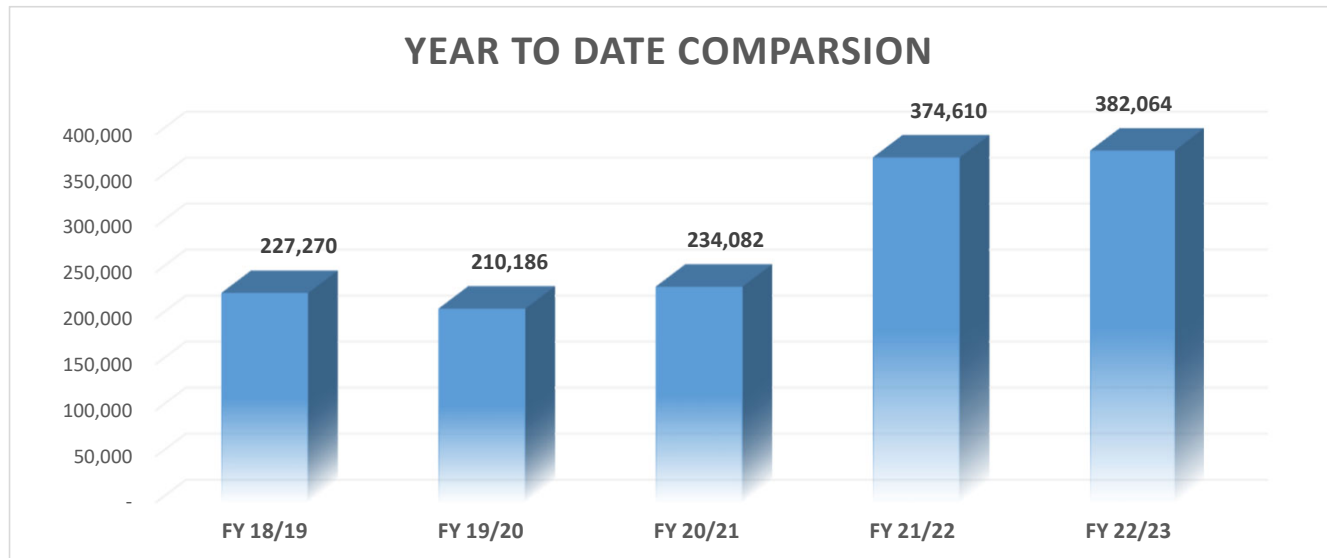
\$ 227,270 \$ 210,186 \$ 234,082 \$ 374,610 \$ 382,064

YTD COMPARISON: INCREASE/(DECREASE):


(17,084) 23,896 140,529 7,453

YTD COMPARISON: INCREASE/(DECREASE) % :

-8% 11% 60% 2%



FIRE





MONTHLY REPORT - FEBRUARY 2023

CITY PERFORMANCE REPORT

PERFORMANCE DATA

EMERGENCY CALLS	THIS MONTH	LAST MONTH	THIS MO. LAST YR.	THIS YR. TO DATE	LAST YR. TO DATE
BUILDING FIRES	2	1	0	3	2
NON-BUILDING FIRES	153	174	179	327	159
AUTO FIRES	9	4	3	13	6
FALSE ALARMS	6	3	7	9	18
TOTAL RECEIVED	170	182	189	352	185

ESTIMATED DAMAGES					
BUILDING FIRES	\$ 12,600.00	\$ 4,000.00	\$ -	\$ 16,600.00	\$ 19,700.00
AUTO FIRES	\$ 9,000.00	\$ 4,500.00	\$ 4,500.00	\$ 13,500.00	\$ 4,500.00

RURAL PERFORMANCE REPORT

PERFORMANCE DATA

EMERGENCY CALLS	THIS MONTH	LAST MONTH	THIS MO. LAST YR.	THIS YR. TO DATE	LAST YR. TO DATE
BUILDING FIRES	4	0	0	4	0
NON-BUILDING FIRES	63	67	63	130	141
AUTO FIRES	0	0	2	0	2
FALSE ALARMS	1	1	0	2	0
TOTAL RECEIVED	68	68	65	136	143

ESTIMATED DAMAGES					
BUILDING FIRES	\$ 225,000.00	\$ -	\$ -	\$ 225,000.00	\$ -
AUTO FIRES	\$ -	\$ 1,500.00	\$ 3,000.00	\$ 1,500.00	\$ 3,000.00

USE OF TRAINING FACILITIES

	# of Students	# of Agencies Utilizing	# of Students	# of Agencies Utilizing	# of Students	# of Agencies Utilizing	# of Students	# of Agencies Utilizing	# of Students	# of Agencies Utilizing
PERFORMANCE DATA	THIS MONTH	LAST MONTH	THIS MO. LAST YR.	THIS YR. TO DATE	LAST YR. TO DATE					
Training Room	95	2	10	1	8	1	115	3	18	2
Training Field	575	3	554	9	67	3	759	5	621	12
EOC	60	1	9	1	0	0	60	1	9	1
TOTAL RECEIVED	730	6	573	11	75	4	934	9	648	15

AGENCY UTILIZING FACILITY	FACILITY USED	DAYS	# OF STUDENTS	TOTAL # STUDENTS	Legend Training Room - TR Training Field - TF Emergency Ops. Center - EOC
ETABRGV Fire Academy	TF	4	20	80	
ETABRGV Fire Academy	TR	3	20	60	
HCSO SWAT Team	TF	1	15	15	
Tropical Texas Behavioral	TR	1	35	35	
TDEM - Emergency Management Training	EOC	3	20	60	
RGVFFMA 73rd Annual Fire & Public Safety Academy	TF	4	120	480	
				0	
				0	
				0	
				0	
				0	
Total				730	

MONTHLY REPORT - FEBRURARY 2023

Continuation

EVENTS/PRESENTATIONS

CPR Training - ECISD	Region One - 1900 W. Schunior
41st Annual All America City 10K	315 Mark S. Pena Drive
Idea Academy Burning of the Letters	2753 E Rogiers Road
UTRGV Burning of the Letters	1201 W University Drive
Vanguard Career Day	2215 S Veterans Blvd.
Cenizo Park - Ground Breaking Event	424 W Sprague Street
Honor Guard Clinic	1921 N 25th Street - McAllen
Bunker Gear Sizing	212 W McIntyre Street
Smoke Detector Installation	1417 Stallion Street
Smoke Detector Installation	1124 S 16th Avenue
Escort for ENHS Basketball Team	3101 N Closner Blvd
Festiba Community Day Event	1906 S Closner Blvd
UTRGV Talent Search Career Day	1407 E Freddy Gonzalez Drive

STAFF ACTIVITY LOG (Events/Meetings)

Shawn Snider, Fire Chief

EFD Monday Night Training	41st Annual All America City 10K	
EFD Business Meetings	Fiesta Edinburg Float Logistics Meeting	
Director's Meeting		
Command Staff Meeting		
Shift Meeting/Training		
City Council Meeting		
Hidalgo County Fire Chief's Meeting		
Office Work		
Responded to emergencies		
Conference		
Fire Chief		
regarding Central Station		
McAllen Fire Chief Retirement Event		
Edinburg Fiesta Zoom Meeting		

Ubaldo Perez, Deputy Chief

Antonio Salazar, Deputy Chief

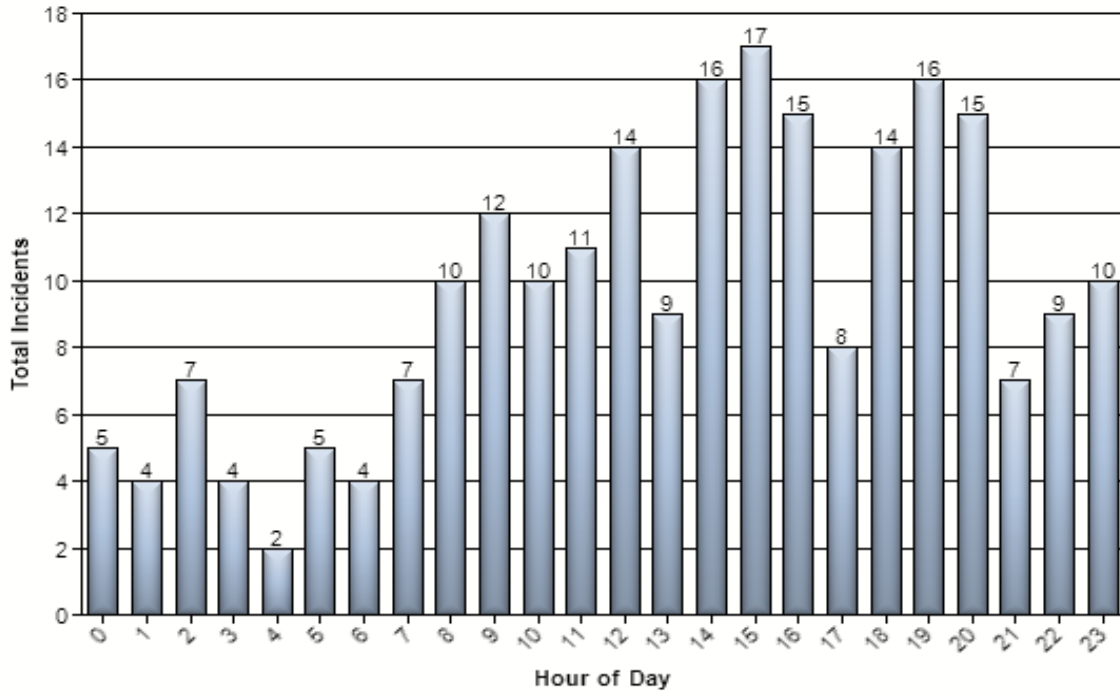
Gabriel Espinoza, Deputy Chief

Command Staff Meeting	Command Staff Meeting	Command Staff Meeting
Shift Meeting/Training	Shift Meeting/Training	Shift Meeting/Training
Office Work	Office Work	Office Work
Entered Training Hours	Submitted purchase requisitions for repairs	Submitted purchase requisitions for repairs
Academy Board Meeting	Responded to emergencies	Responded to emergencies
EFD Business Meetings	Worked on units	Worked on buildings
EFD Monday Night Training	ISO Meeting	On-Call (Fire Prevention)
Responded to emergencies	Police Department Awards Luncheon	41st Annual All America City 10K
42nd Annual All America City 10K		Hometown of Hero's Ceremony Logistics Meeting
ISO Meeting		Hamburger Run Zoom Meeting
Grant Funding Training Tower Zoom Meeting		Police Department Awards Luncheon
TESRS Zoom Meeting		
American Red Cross Meeting		
SAFER Grant Zoom Meeting		
Meet and Confer Agreement Meeting		
Police Department Awards Luncheon		
City Council Agenda Review		
Director's Meeting		

FEBRUARY

Alarm Date between 2023-02-01 and 2023-02-28

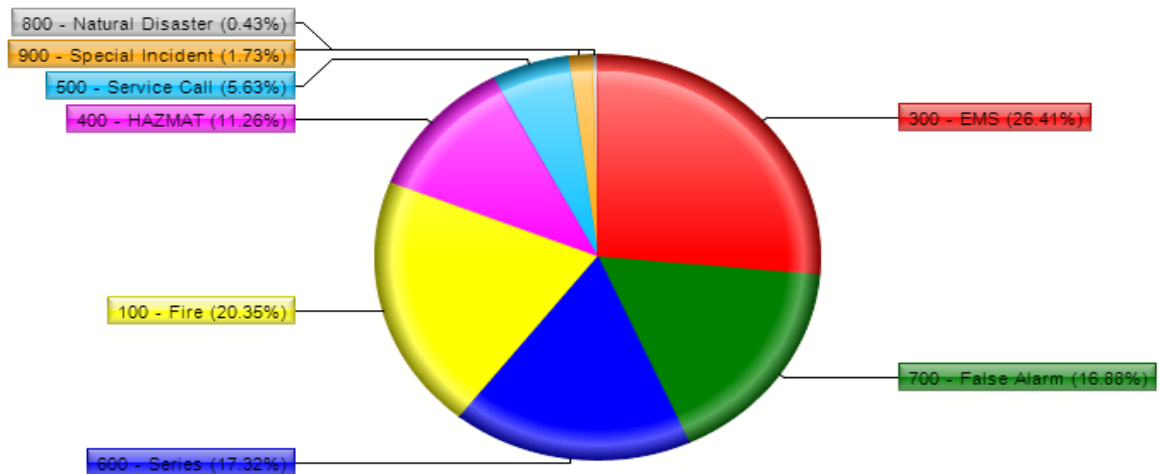
Hourly Breakdown of Incidents



Incident Types with Monthly Breakdown**Date: Wednesday, March 8, 2023****Time: 2:23:09 PM**

Alarm Date between 2023-02-01 and 2023-02-28

Incident Type Group	Incident Type Group
100 - Fire	47
300 - EMS	61
400 - HAZMAT	26
500 - Service Call	13
600 - Series	40
700 - False Alarm	39
800 - Natural Disaster	1
900 - Special Incident	4



FEBRUARY 2023

MONTHLY BREAKDOWN BY INCIDENT TYPE

Incident Type Details	2/1/2023
311 - Medical assist, assist EMS crew	28
743 - Smoke detector activation, no fire - unintentional	10
322 - Motor vehicle accident with injuries	6
652 - Steam, vapor, fog or dust thought to be smoke	1
131 - Passenger vehicle fire	9
320 - Emergency medical service incident, other	7
745 - Alarm system activation, no fire - unintentional	12
653 - Smoke from barbecue, tar kettle	2
611 - Dispatched & canceled en route	9
440 - Electrical wiring/equipment problem, other	3
445 - Arcing, shorted electrical equipment	6
412 - Gas leak (natural gas or LPG)	5
324 - Motor vehicle accident with no injuries.	15
554 - Assist invalid	2
444 - Power line down	4
411 - Gasoline or other flammable liquid spill	1
744 - Detector activation, no fire - unintentional	2
600 - Good intent call, other	15
561 - Unauthorized burning	3
118 - Trash or rubbish fire, contained	5
111 - Building fire	6
746 - Carbon monoxide detector activation, no CO	1
631 - Authorized controlled burning	4
700 - False alarm or false call, other	7
113 - Cooking fire, confined to container	1
153 - Construction or demolition landfill fire	1
711 - Municipal alarm system, malicious false alarm	1
130 - Mobile property (vehicle) fire, other	3
740 - Unintentional transmission of alarm, other	2
735 - Alarm system sounded due to malfunction	2
520 - Water problem, other	1
140 - Natural vegetation fire, other	1
911 - Citizen complaint	2
651 - Smoke scare, odor of smoke	7
500 - Service Call, other	3
150 - Outside rubbish fire, other	5
143 - Grass fire	4
531 - Smoke or odor removal	2
9002 - Bee Call, Investigate/Removal	2
733 - Smoke detector activation due to malfunction	2
510 - Person in distress, other	1
132 - Road freight or transport vehicle fire	1
650 - Steam, other gas mistaken for smoke, other	1

323 - Motor vehicle/pedestrian accident (MV Ped)	1
100 - Fire, other	3
381 - Rescue or EMS standby	1
321 - EMS call, excluding vehicle accident with injury	1
171 - Cultivated grain or crop fire	1
342 - Search for person in water	1
151 - Outside rubbish, trash or waste fire	5
Total	231

FEBRUARY - INSIDE CITY LIMITS

Incident Date between 2023-02-01 and 2023-02-28

Incident Date	Incident Number	Incident Type
02/01/2023	23-0000254	Medical assist, assist EMS crew
02/01/2023	23-0000256	Motor vehicle accident with injuries
02/01/2023	23-0000257	Steam, vapor, fog or dust thought to be smoke
02/01/2023	23-0000255	Smoke detector activation, no fire - unintentional
02/02/2023	23-0000259	Medical assist, assist EMS crew
02/02/2023	23-0000260	Emergency medical service incident, other
02/02/2023	23-0000258	Passenger vehicle fire
02/02/2023	23-0000262	Smoke from barbecue, tar kettle
02/02/2023	23-0000261	Alarm system activation, no fire - unintentional
02/03/2023	23-0000267	Electrical wiring/equipment problem, other
02/03/2023	23-0000268	Medical assist, assist EMS crew
02/03/2023	23-0000264	Dispatched & canceled en route
02/03/2023	23-0000265	Alarm system activation, no fire - unintentional
02/03/2023	23-0000266	Medical assist, assist EMS crew
02/03/2023	23-0000269	Arcing, shorted electrical equipment
02/03/2023	23-0000263	Alarm system activation, no fire - unintentional
02/04/2023	23-0000275	Motor vehicle accident with no injuries.
02/04/2023	23-0000276	Alarm system activation, no fire - unintentional
02/04/2023	23-0000272	Medical assist, assist EMS crew
02/04/2023	23-0000273	Gas leak (natural gas or LPG)
02/04/2023	23-0000274	Medical assist, assist EMS crew
02/04/2023	23-0000271	Medical assist, assist EMS crew
02/05/2023	23-0000277	Assist invalid
02/05/2023	23-0000283	Gas leak (natural gas or LPG)
02/05/2023	23-0000284	Gas leak (natural gas or LPG)
02/05/2023	23-0000278	Power line down
02/05/2023	23-0000287	Smoke detector activation, no fire - unintentional
02/05/2023	23-0000288	Detector activation, no fire - unintentional
02/05/2023	23-0000282	Medical assist, assist EMS crew
02/05/2023	23-0000281	Power line down
02/05/2023	23-0000285	Gasoline or other flammable liquid spill
02/05/2023	23-0000279	Motor vehicle accident with no injuries.
02/05/2023	23-0000280	Passenger vehicle fire
02/06/2023	23-0000291	Motor vehicle accident with injuries
02/06/2023	23-0000293	Motor vehicle accident with no injuries.
02/06/2023	23-0000289	Detector activation, no fire - unintentional
02/06/2023	23-0000290	Good intent call, other
02/06/2023	23-0000292	Smoke detector activation, no fire - unintentional
02/06/2023	23-0000295	Emergency medical service incident, other
02/06/2023	23-0000296	Emergency medical service incident, other
02/07/2023	23-0000301	Arcing, shorted electrical equipment
02/07/2023	23-0000302	Alarm system activation, no fire - unintentional
02/07/2023	23-0000300	Smoke detector activation, no fire - unintentional
02/07/2023	23-0000299	Medical assist, assist EMS crew
02/07/2023	23-0000304	Good intent call, other

02/07/2023	23-0000297	Trash or rubbish fire, contained
02/07/2023	23-0000305	Carbon monoxide detector activation, no CO
02/08/2023	23-0000309	Good intent call, other
02/08/2023	23-0000310	Good intent call, other
02/08/2023	23-0000311	Good intent call, other
02/08/2023	23-0000308	Good intent call, other
02/09/2023	23-0000321	Alarm system activation, no fire - unintentional
02/09/2023	23-0000322	Mobile property (vehicle) fire, other
02/09/2023	23-0000323	Unintentional transmission of alarm, other
02/09/2023	23-0000312	False alarm or false call, other
02/09/2023	23-0000314	False alarm or false call, other
02/09/2023	23-0000315	False alarm or false call, other
02/09/2023	23-0000316	Cooking fire, confined to container
02/09/2023	23-0000318	Passenger vehicle fire
02/09/2023	23-0000317	Construction or demolition landfill fire
02/10/2023	23-0000325	Assist invalid
02/10/2023	23-0000326	Alarm system sounded due to malfunction
02/11/2023	23-0000330	Motor vehicle accident with no injuries.
02/11/2023	23-0000331	Water problem, other
02/11/2023	23-0000328	Building fire
02/11/2023	23-0000333	Citizen complaint
02/11/2023	23-0000332	Natural vegetation fire, other
02/12/2023	23-0000344	
02/12/2023	23-0000338	Service Call, other
02/12/2023	23-0000339	Outside rubbish fire, other
02/12/2023	23-0000340	Medical assist, assist EMS crew
02/12/2023	23-0000346	Gas leak (natural gas or LPG)
02/12/2023	23-0000347	Arcing, shorted electrical equipment
02/12/2023	23-0000348	Passenger vehicle fire
02/12/2023	23-0000345	Smoke or odor removal
02/12/2023	23-0000351	Motor vehicle accident with no injuries.
02/13/2023	23-0000354	Smoke scare, odor of smoke
02/13/2023	23-0000353	Motor vehicle accident with no injuries.
02/13/2023	23-0000356	Smoke detector activation due to malfunction
02/13/2023	23-0000357	Person in distress, other
02/14/2023	23-0000359	Steam, other gas mistaken for smoke, other
02/14/2023	23-0000370	Medical assist, assist EMS crew
02/14/2023	23-0000361	Alarm system activation, no fire - unintentional
02/14/2023	23-0000362	Smoke detector activation, no fire - unintentional
02/14/2023	23-0000363	Alarm system activation, no fire - unintentional
02/14/2023	23-0000367	Emergency medical service incident, other
02/14/2023	23-0000368	Gas leak (natural gas or LPG)
02/14/2023	23-0000369	Fire, other
02/14/2023	23-0000372	Electrical wiring/equipment problem, other
02/15/2023	23-0000378	Power line down
02/15/2023	23-0000384	EMS call, excluding vehicle accident with injury
02/15/2023	23-0000385	Service Call, other
02/15/2023	23-0000389	Passenger vehicle fire
02/15/2023	23-0000376	Good intent call, other
02/15/2023	23-0000377	Good intent call, other
02/15/2023	23-0000382	Medical assist, assist EMS crew
02/15/2023	23-0000373	Medical assist, assist EMS crew

02/15/2023	23-0000380	Rescue or EMS standby
02/15/2023	23-0000383	Medical assist, assist EMS crew
02/16/2023	23-0000392	Unintentional transmission of alarm, other
02/16/2023	23-0000394	Medical assist, assist EMS crew
02/16/2023	23-0000390	Smoke detector activation, no fire - unintentional
02/16/2023	23-0000393	Dispatched & canceled en route
02/16/2023	23-0000395	Smoke detector activation, no fire - unintentional
02/16/2023	23-0000391	Alarm system activation, no fire - unintentional
02/17/2023	23-0000400	Alarm system activation, no fire - unintentional
02/17/2023	23-0000408	Good intent call, other
02/17/2023	23-0000403	Smoke detector activation due to malfunction
02/17/2023	23-0000411	Good intent call, other
02/17/2023	23-0000402	Good intent call, other
02/17/2023	23-0000404	Passenger vehicle fire
02/17/2023	23-0000409	Alarm system activation, no fire - unintentional
02/18/2023	23-0000413	Smoke detector activation, no fire - unintentional
02/18/2023	23-0000416	Medical assist, assist EMS crew
02/18/2023	23-0000417	Building fire
02/18/2023	23-0000414	Mobile property (vehicle) fire, other
02/18/2023	23-0000412	Emergency medical service incident, other
02/18/2023	23-0000415	Smoke scare, odor of smoke
02/18/2023	23-0000418	Outside rubbish fire, other
02/18/2023	23-0000422	Outside rubbish fire, other
02/19/2023	23-0000424	Motor vehicle accident with no injuries.
02/19/2023	23-0000426	Fire, other
02/19/2023	23-0000430	Passenger vehicle fire
02/19/2023	23-0000425	Medical assist, assist EMS crew
02/19/2023	23-0000431	Passenger vehicle fire
02/19/2023	23-0000423	Motor vehicle accident with no injuries.
02/20/2023	23-0000436	Oil or other combustible liquid spill
02/20/2023	23-0000437	Medical assist, assist EMS crew
02/20/2023	23-0000440	No incident found on arrival at dispatch address
02/20/2023	23-0000435	Arcing, shorted electrical equipment
02/20/2023	23-0000439	Medical assist, assist EMS crew
02/20/2023	23-0000433	Motor vehicle accident with injuries
02/21/2023	23-0000446	Service Call, other
02/21/2023	23-0000444	Hazardous condition, other
02/21/2023	23-0000445	Dumpster or other outside trash receptacle fire
02/21/2023	23-0000443	Medical assist, assist EMS crew
02/21/2023	23-0000441	False alarm or false call, other
02/21/2023	23-0000447	Electrical wiring/equipment problem, other
02/21/2023	23-0000442	Motor vehicle accident with no injuries.
02/22/2023	23-0000450	False alarm or false call, other
02/22/2023	23-0000455	Medical assist, assist EMS crew
02/22/2023	23-0000449	Smoke detector activation, no fire - unintentional
02/22/2023	23-0000452	Trash or rubbish fire, contained
02/22/2023	23-0000454	Power line down
02/23/2023	23-0000456	Arcing, shorted electrical equipment
02/23/2023	23-0000463	Refrigeration leak
02/23/2023	23-0000459	Hazardous condition, other
02/23/2023	23-0000460	Motor vehicle accident with injuries
02/23/2023	23-0000457	Vehicle accident, general cleanup

02/24/2023	23-0000469	Public service
02/24/2023	23-0000471	Citizen complaint
02/24/2023	23-0000468	Unauthorized burning
02/24/2023	23-0000470	Medical assist, assist EMS crew
02/24/2023	23-0000464	Lock-in (if lock out , use 511)
02/24/2023	23-0000466	False alarm or false call, other
02/24/2023	23-0000472	Authorized controlled burning
02/25/2023	23-0000475	Medical assist, assist EMS crew
02/25/2023	23-0000477	Flood assessment
02/26/2023	23-0000478	Alarm system activation, no fire - unintentional
02/26/2023	23-0000479	Medical assist, assist EMS crew
02/27/2023	23-0000483	Motor vehicle accident with no injuries.
02/27/2023	23-0000488	Passenger vehicle fire
02/27/2023	23-0000489	Vehicle accident, general cleanup
02/27/2023	23-0000482	Mobile property (vehicle) fire, other
02/27/2023	23-0000480	Dispatched & canceled en route
02/27/2023	23-0000484	Outside rubbish fire, other
02/28/2023	23-0000490	Smoke detector activation due to malfunction
02/28/2023	23-0000492	Dispatched & canceled en route
02/28/2023	23-0000493	Gas leak (natural gas or LPG)
02/28/2023	23-0000494	Good intent call, other

FEBRUARY - INSIDE CITY LIMITS

Incident Date between 2023-02-01 and 2023-02-28

Incident Date	Incident Number	Incident Type
02/05/2023	23-0000286	Motor vehicle accident with no injuries.
02/06/2023	23-0000294	Unauthorized burning
02/07/2023	23-0000298	Building fire
02/07/2023	23-0000303	Motor vehicle accident with no injuries.
02/07/2023	23-0000306	Trash or rubbish fire, contained
02/08/2023	23-0000307	Authorized controlled burning
02/09/2023	23-0000313	Dispatched & canceled en route
02/09/2023	23-0000320	Municipal alarm system, malicious false alarm
02/10/2023	23-0000327	Motor vehicle accident with no injuries.
02/10/2023	23-0000324	Building fire
02/11/2023	23-0000335	Emergency medical service incident, other
02/11/2023	23-0000329	Authorized controlled burning
02/11/2023	23-0000334	Smoke scare, odor of smoke
02/11/2023	23-0000337	Smoke scare, odor of smoke
02/11/2023	23-0000336	Smoke scare, odor of smoke
02/12/2023	23-0000342	Grass fire
02/12/2023	23-0000341	False alarm or false call, other
02/12/2023	23-0000349	Medical assist, assist EMS crew
02/12/2023	23-0000350	Trash or rubbish fire, contained
02/12/2023	23-0000343	Medical assist, assist EMS crew
02/13/2023	23-0000358	Road freight or transport vehicle fire
02/13/2023	23-0000352	Building fire
02/13/2023	23-0000355	Bee Call, Investigate/Removal
02/14/2023	23-0000360	Motor vehicle/pedestrian accident (MV Ped)
02/14/2023	23-0000365	Dispatched & canceled en route
02/14/2023	23-0000366	Outside rubbish fire, other
02/14/2023	23-0000364	Trash or rubbish fire, contained
02/14/2023	23-0000371	Motor vehicle accident with no injuries.
02/15/2023	23-0000387	Dispatched & canceled en route
02/15/2023	23-0000388	Emergency medical service incident, other
02/15/2023	23-0000374	Fire, other
02/15/2023	23-0000381	Smoke or odor removal
02/15/2023	23-0000375	Smoke detector activation, no fire - unintentional
02/15/2023	23-0000379	Grass fire
02/15/2023	23-0000386	Alarm system sounded due to malfunction
02/16/2023	23-0000396	Cultivated grain or crop fire
02/16/2023	23-0000397	Grass fire
02/17/2023	23-0000398	Grass fire
02/17/2023	23-0000399	Search for person in water
02/17/2023	23-0000401	Outside rubbish, trash or waste fire
02/17/2023	23-0000407	Unauthorized burning
02/17/2023	23-0000405	Good intent call, other
02/17/2023	23-0000406	Motor vehicle accident with injuries
02/17/2023	23-0000410	Building fire
02/18/2023	23-0000419	Outside rubbish, trash or waste fire

02/18/2023	23-0000420	Smoke scare, odor of smoke
02/19/2023	23-0000427	Brush or brush-and-grass mixture fire
02/19/2023	23-0000432	Smoke from barbecue, tar kettle
02/19/2023	23-0000428	Good intent call, other
02/20/2023	23-0000438	Motor vehicle accident with injuries
02/20/2023	23-0000434	Good intent call, other
02/22/2023	23-0000453	Smoke scare, odor of smoke
02/22/2023	23-0000448	Dispatched & canceled en route
02/22/2023	23-0000451	Good intent call, other
02/23/2023	23-0000458	Outside rubbish, trash or waste fire
02/23/2023	23-0000461	Bee Call, Investigate/Removal
02/23/2023	23-0000462	Toxic condition, other
02/24/2023	23-0000467	Dispatched & canceled en route
02/24/2023	23-0000465	Authorized controlled burning
02/25/2023	23-0000474	Outside rubbish, trash or waste fire
02/25/2023	23-0000476	Medical assist, assist EMS crew
02/25/2023	23-0000473	Medical assist, assist EMS crew
02/27/2023	23-0000486	Dispatched & canceled en route
02/27/2023	23-0000481	Outside rubbish, trash or waste fire
02/27/2023	23-0000487	Arcing, shorted electrical equipment
02/27/2023	23-0000485	Motor vehicle accident with no injuries.
02/28/2023	23-0000491	Brush or brush-and-grass mixture fire
02/28/2023	23-0000495	Prescribed fire

Total Calls by Shift and Station

Alarm Date between 2023-02-01 and 2023-02-28

Total Calls by Shift

Shift	2023-02-01	Total
A Shift	82	82
B Shift	67	67
C Shift	79	79
FIRE PREVENTION	3	3
Total	231	231

Total Calls by Station

Station	2023-02-01	Total
Fire Station 2	71	71
Fire Station 3	39	39
Fire Station 4	45	45
Adminstration Building - Central Station	34	34
Fire Station 5	42	42
Total	231	231

FEBRUARY

Alarm Date between 2023-02-01 and 2023-02-28

Incident Date	Incident Number	Alarm Date	Arrival Date	Response Time (Minutes)	Station	Shift	Incident Type Code
				Average Response Time 6.35			
02/01/2023	23-0000254	04:15:01	04:19:28	4.45	Fire Station 2	A Shift	311
02/01/2023	23-0000255	06:02:03	06:02:56	0.88	Fire Station 3	A Shift	743
02/01/2023	23-0000256	07:44:45	07:49:55	5.17	Fire Station 2	B Shift	322
02/01/2023	23-0000257	14:18:43	14:18:45	0.03	Fire Station 4	B Shift	652
02/02/2023	23-0000258	11:32:08	11:35:15	3.12	Fire Station 3	A Shift	131
02/02/2023	23-0000259	13:38:17	13:41:10	2.88	Fire Station 2	A Shift	311
02/02/2023	23-0000260	17:24:40	17:27:24	2.73	Fire Station 2	A Shift	320
02/02/2023	23-0000261	21:41:22	21:45:04	3.70	Fire Station 4	A Shift	745
02/02/2023	23-0000262	23:23:22	23:25:43	2.35	Fire Station 3	A Shift	653
02/03/2023	23-0000263	03:50:55	03:56:07	5.20	Fire Station 4	A Shift	745
02/03/2023	23-0000264	08:18:29	08:22:18	3.82	Fire Station 2	C Shift	611
02/03/2023	23-0000265	08:25:21	08:30:14	4.88	Fire Station 2	C Shift	745
02/03/2023	23-0000266	10:09:24	10:12:57	3.55	Fire Station 2	C Shift	311
02/03/2023	23-0000267	15:08:32	15:10:48	2.27	Administration Building - Central Station	C Shift	440
02/03/2023	23-0000268	19:24:07	19:27:56	3.82	Administration Building - Central Station	C Shift	311
02/03/2023	23-0000269	21:50:09	21:53:54	3.75	Fire Station 2	C Shift	445
02/04/2023	23-0000271	12:28:41	12:33:09	4.47	Fire Station 4	A Shift	311
02/04/2023	23-0000272	13:12:17	13:17:32	5.25	Fire Station 2	A Shift	311
02/04/2023	23-0000273	15:53:20	15:57:55	4.58	Fire Station 2	A Shift	412
02/04/2023	23-0000274	16:16:45	16:17:06	0.35	Fire Station 2	A Shift	311
02/04/2023	23-0000275	16:26:32	16:32:11	5.65	Administration Building - Central Station	A Shift	324
02/04/2023	23-0000276	20:07:18	20:12:40	5.37	Administration Building - Central Station	A Shift	745
02/05/2023	23-0000277	00:42:06	00:46:51	4.75	Administration Building - Central Station	A Shift	554
02/05/2023	23-0000278	01:33:28	01:41:53	8.42	Fire Station 2	A Shift	444
02/05/2023	23-0000279	05:09:13	05:14:48	5.58	Fire Station 5	A Shift	324
02/05/2023	23-0000280	09:13:53	09:16:45	2.87	Fire Station 5	C Shift	131
02/05/2023	23-0000281	09:20:13	09:27:31	7.30	Fire Station 4	C Shift	444
02/05/2023	23-0000282	10:08:19	10:08:40	0.35	Fire Station 3	C Shift	311
02/05/2023	23-0000283	10:21:40	10:27:37	5.95	Administration Building - Central Station	C Shift	412
02/05/2023	23-0000284	15:31:05	15:34:50	3.75	Fire Station 3	C Shift	412
02/05/2023	23-0000285	15:31:34	15:36:04	4.50	Fire Station 4	C Shift	411
02/05/2023	23-0000286	19:11:15	19:19:55	8.67	Fire Station 3	C Shift	324
02/05/2023	23-0000287	20:21:31	20:25:48	4.28	Fire Station 2	C Shift	743
02/05/2023	23-0000288	22:46:51	22:50:34	3.72	Fire Station 2	C Shift	744
02/06/2023	23-0000289	01:34:24	01:38:06	3.70	Fire Station 2	C Shift	744
02/06/2023	23-0000290	06:56:11	07:02:21	6.17	Fire Station 2	B Shift	600
02/06/2023	23-0000291	08:03:11	08:03:13	0.03	Fire Station 3	B Shift	322
02/06/2023	23-0000292	11:50:57	11:54:46	3.82	Fire Station 4	B Shift	743
02/06/2023	23-0000293	15:46:15	15:48:38	2.38	Administration Building - Central Station	B Shift	324
02/06/2023	23-0000294	19:14:52	19:24:38	9.77	Fire Station 3	B Shift	561
02/06/2023	23-0000295	19:32:41	19:37:00	4.32	Fire Station 2	B Shift	320

02/06/2023	23-0000296	22:54:56	22:58:25	3.48	Fire Station 3	B Shift	320
02/07/2023	23-0000297	00:10:28	00:16:29	6.02	Fire Station 5	B Shift	118
02/07/2023	23-0000298	06:40:38	06:47:01	6.38	Fire Station 5	B Shift	111
02/07/2023	23-0000299	09:08:07	09:10:28	2.35	Fire Station 3	C Shift	311
02/07/2023	23-0000300	09:11:07	09:15:13	4.10	Fire Station 2	C Shift	743
02/07/2023	23-0000301	12:26:53	12:30:11	3.30	Adminstration Building - Central Station	C Shift	445
02/07/2023	23-0000302	14:31:42	14:36:13	4.52	Adminstration Building - Central Station	C Shift	745
02/07/2023	23-0000303	16:06:31	16:13:23	6.87	Fire Station 4	C Shift	324
02/07/2023	23-0000304	18:31:26	18:36:20	4.90	Fire Station 3	C Shift	600
02/07/2023	23-0000305	22:06:50	22:12:56	6.10	Fire Station 5	C Shift	746
02/07/2023	23-0000306	22:28:30	22:38:32	10.03	Fire Station 2	C Shift	118
02/08/2023	23-0000307	07:31:51	07:34:28	2.62	Fire Station 5	B Shift	631
02/08/2023	23-0000308	08:42:44	08:45:29	2.75	Fire Station 4	B Shift	600
02/08/2023	23-0000309	11:32:37	11:34:13	1.60	Adminstration Building - Central Station	B Shift	600
02/08/2023	23-0000310	16:50:23	16:58:17	7.90	Fire Station 2	B Shift	600
02/08/2023	23-0000311	20:34:40	20:41:01	6.35	Fire Station 2	B Shift	600
02/09/2023	23-0000312	08:46:30	08:50:53	4.38	Fire Station 2	A Shift	700
02/09/2023	23-0000313	08:47:02	08:59:36	12.57	Fire Station 5	A Shift	611
02/09/2023	23-0000314	09:06:54	09:09:18	2.40	Fire Station 2	A Shift	700
02/09/2023	23-0000315	09:46:56	09:50:31	3.58	Fire Station 2	A Shift	700
02/09/2023	23-0000316	10:28:07	10:33:26	5.32	Fire Station 2	A Shift	113
02/09/2023	23-0000317	11:52:26	11:58:08	5.70	Fire Station 3	A Shift	153
02/09/2023	23-0000318	14:08:08	14:13:03	4.92	Fire Station 2	A Shift	131
02/09/2023	23-0000320	16:00:18	16:29:09	28.85	Adminstration Building - Central Station	A Shift	711
02/09/2023	23-0000321	19:00:35	19:05:54	5.32	Fire Station 3	A Shift	745
02/09/2023	23-0000322	20:17:19	20:21:35	4.27	Fire Station 4	A Shift	130
02/09/2023	23-0000323	20:32:16	20:34:14	1.97	Fire Station 2	A Shift	740
02/10/2023	23-0000324	02:12:22	02:20:16	7.90	Fire Station 3	A Shift	111
02/10/2023	23-0000325	10:17:50	10:20:48	2.97	Fire Station 2	B Shift	554
02/10/2023	23-0000326	13:04:01	13:06:22	2.35	Fire Station 2	B Shift	735
02/10/2023	23-0000327	14:02:19	14:04:43	2.40	Fire Station 3	B Shift	324
02/11/2023	23-0000328	01:25:13	01:34:33	9.33	Fire Station 4	B Shift	111
02/11/2023	23-0000329	14:01:55	14:14:34	12.65	Fire Station 5	A Shift	631
02/11/2023	23-0000330	15:20:01	15:23:14	3.22	Fire Station 2	A Shift	324
02/11/2023	23-0000331	15:55:32	16:01:36	6.07	Fire Station 2	A Shift	520
02/11/2023	23-0000332	17:33:52	17:42:16	8.40	Fire Station 5	A Shift	140
02/11/2023	23-0000333	19:10:26	19:34:22	23.93	Fire Station 4	A Shift	911
02/11/2023	23-0000334	19:32:14	19:40:00	7.77	Fire Station 5	A Shift	651
02/11/2023	23-0000335	22:20:12	22:40:59	20.78	Fire Station 5	A Shift	320
02/11/2023	23-0000336	23:21:23	23:27:29	6.10	Fire Station 2	A Shift	651
02/11/2023	23-0000337	23:54:44	00:05:34	10.83	Fire Station 5	A Shift	651
02/12/2023	23-0000338	02:31:13	02:41:50	10.62	Adminstration Building - Central Station	A Shift	500
02/12/2023	23-0000339	02:36:12	02:42:53	6.68	Fire Station 3	A Shift	150
02/12/2023	23-0000340	07:35:13	07:40:52	5.65	Adminstration Building - Central Station	C Shift	311
02/12/2023	23-0000341	11:51:29	11:58:40	7.18	Fire Station 3	C Shift	700
02/12/2023	23-0000342	12:47:36	13:10:59	23.38	Fire Station 5	C Shift	143
02/12/2023	23-0000343	14:00:08	14:18:45	18.62	Fire Station 2	C Shift	311
02/12/2023	23-0000345	15:55:56	15:56:00	0.07	Fire Station 4	C Shift	531
02/12/2023	23-0000346	16:50:40	16:52:54	2.23	Adminstration Building - Central Station	C Shift	412
02/12/2023	23-0000347	18:16:05	18:20:20	4.25	Adminstration Building - Central Station	C Shift	445
02/12/2023	23-0000348	18:53:22	18:57:15	3.88	Fire Station 2	C Shift	131
02/12/2023	23-0000349	20:10:39	20:16:14	5.58	Fire Station 3	C Shift	311

02/12/2023	23-0000350	20:44:45	20:51:04	6.32	Fire Station 3	C Shift	118
02/12/2023	23-0000351	22:14:40	22:23:07	8.45	Fire Station 5	C Shift	324
02/13/2023	23-0000352	02:30:14	02:38:46	8.53	Fire Station 3	C Shift	111
02/13/2023	23-0000353	03:08:27	03:13:05	4.63	Adminstration Building - Central Station	C Shift	324
02/13/2023	23-0000354	08:01:01	08:01:26	0.42	Fire Station 2	A Shift	651
02/13/2023	23-0000355	09:00:41	09:15:11	14.50	Fire Station 3	A Shift	9002
02/13/2023	23-0000356	11:18:10	11:22:55	4.75	Fire Station 4	A Shift	733
02/13/2023	23-0000357	23:28:31	23:34:02	5.52	Fire Station 4	A Shift	510
02/13/2023	23-0000358	23:29:45	23:38:15	8.50	Fire Station 5	A Shift	132
02/14/2023	23-0000359	02:07:27	02:14:46	7.32	Adminstration Building - Central Station	A Shift	650
02/14/2023	23-0000360	07:48:18	07:57:25	9.12	Fire Station 5	C Shift	323
02/14/2023	23-0000361	11:19:19	11:19:19	0.00	Fire Station 2	C Shift	745
02/14/2023	23-0000362	13:17:54	13:17:58	0.07	Fire Station 2	C Shift	743
02/14/2023	23-0000363	13:44:21	13:52:17	7.93	Fire Station 2	C Shift	745
02/14/2023	23-0000364	14:05:39	14:10:00	4.35	Fire Station 3	C Shift	118
02/14/2023	23-0000365	14:12:08	14:19:58	7.83	Fire Station 4	C Shift	611
02/14/2023	23-0000366	14:51:15	15:03:19	12.07	Fire Station 5	C Shift	150
02/14/2023	23-0000367	16:59:18	17:21:44	22.43	Fire Station 2	C Shift	320
02/14/2023	23-0000368	17:15:51	17:25:57	10.10	Fire Station 4	C Shift	412
02/14/2023	23-0000369	18:25:09	18:28:44	3.58	Fire Station 5	C Shift	100
02/14/2023	23-0000370	18:29:59	18:33:28	3.48	Adminstration Building - Central Station	C Shift	311
02/14/2023	23-0000371	19:30:45	19:37:02	6.28	Fire Station 2	C Shift	324
02/14/2023	23-0000372	21:27:39	21:37:13	9.57	Fire Station 5	C Shift	440
02/15/2023	23-0000373	00:39:10	00:43:56	4.77	Fire Station 3	C Shift	311
02/15/2023	23-0000374	06:09:14	06:21:27	12.22	Fire Station 4	C Shift	100
02/15/2023	23-0000375	10:55:46	11:00:50	5.07	Fire Station 3	B Shift	743
02/15/2023	23-0000376	11:37:42	11:37:42	0.00	Adminstration Building - Central Station	B Shift	600
02/15/2023	23-0000377	12:45:35	12:45:36	0.02	Fire Station 2	B Shift	600
02/15/2023	23-0000378	14:49:27	14:55:04	5.62	Adminstration Building - Central Station	B Shift	444
02/15/2023	23-0000379	17:43:53	17:53:07	9.23	Fire Station 2	B Shift	143
02/15/2023	23-0000380	18:11:02	18:15:09	4.12	Fire Station 4	B Shift	381
02/15/2023	23-0000381	18:14:21	18:27:36	13.25	Fire Station 5	B Shift	531
02/15/2023	23-0000382	18:57:10	19:01:55	4.75	Fire Station 4	B Shift	311
02/15/2023	23-0000383	19:58:47	20:03:59	5.20	Fire Station 4	B Shift	311
02/15/2023	23-0000384	20:08:41	20:16:29	7.80	Adminstration Building - Central Station	B Shift	321
02/15/2023	23-0000385	21:58:52	22:03:55	5.05	Adminstration Building - Central Station	B Shift	500
02/15/2023	23-0000386	22:15:46	22:22:03	6.28	Fire Station 2	B Shift	735
02/15/2023	23-0000388	23:53:19	00:03:15	9.93	Fire Station 5	B Shift	320
02/15/2023	23-0000389	23:53:36	00:00:57	7.35	Adminstration Building - Central Station	B Shift	131
02/16/2023	23-0000390	08:15:51	08:20:00	4.15	Fire Station 2	C Shift	743
02/16/2023	23-0000391	09:20:57	09:26:58	6.02	Fire Station 4	C Shift	745
02/16/2023	23-0000392	10:58:50	11:03:56	5.10	Fire Station 4	C Shift	740
02/16/2023	23-0000393	11:10:50	11:10:51	0.02	Fire Station 2	C Shift	611
02/16/2023	23-0000394	12:58:34	12:59:52	1.30	Adminstration Building - Central Station	C Shift	311
02/16/2023	23-0000395	14:40:24	14:47:07	6.72	Fire Station 2	C Shift	743
02/16/2023	23-0000396	15:47:25	16:03:54	16.48	Fire Station 5	C Shift	171
02/16/2023	23-0000397	20:51:58	20:56:56	4.97	Fire Station 5	C Shift	143
02/17/2023	23-0000398	05:04:14	05:10:00	5.77	Fire Station 5	C Shift	143
02/17/2023	23-0000399	10:32:07	10:38:59	6.87	Fire Station 5	B Shift	342
02/17/2023	23-0000400	10:45:54	10:50:45	4.85	Fire Station 2	B Shift	745
02/17/2023	23-0000401	11:05:43	11:09:26	3.72	Fire Station 5	B Shift	151
02/17/2023	23-0000402	12:54:00	12:55:03	1.05	Fire Station 5	B Shift	600

02/17/2023	23-0000403	15:24:34	15:29:24	4.83	Fire Station 5	B Shift	733
02/17/2023	23-0000404	16:00:53	16:09:09	8.27	Fire Station 5	B Shift	131
02/17/2023	23-0000405	16:10:04	16:58:37	48.55	Fire Station 2	B Shift	600
02/17/2023	23-0000406	16:24:23	16:27:10	2.78	Fire Station 2	B Shift	322
02/17/2023	23-0000407	16:51:06	16:58:17	7.18	Fire Station 4	B Shift	561
02/17/2023	23-0000408	17:23:00	17:27:00	4.00	Fire Station 2	B Shift	600
02/17/2023	23-0000409	17:30:19	17:33:17	2.97	Adminstration Building - Central Station	B Shift	745
02/17/2023	23-0000410	20:47:43	20:53:08	5.42	Fire Station 3	B Shift	111
02/17/2023	23-0000411	22:44:50	22:53:35	8.75	Fire Station 4	B Shift	600
02/18/2023	23-0000412	05:22:26	05:44:31	22.08	Fire Station 4	B Shift	320
02/18/2023	23-0000413	07:02:33	07:05:59	3.43	Fire Station 2	A Shift	743
02/18/2023	23-0000414	07:53:46	07:54:30	0.73	Fire Station 3	A Shift	130
02/18/2023	23-0000415	14:00:38	14:01:21	0.72	Fire Station 3	A Shift	651
02/18/2023	23-0000416	15:04:26	15:07:25	2.98	Fire Station 2	A Shift	311
02/18/2023	23-0000417	16:24:45	16:31:03	6.30	Adminstration Building - Central Station	A Shift	111
02/18/2023	23-0000418	18:11:34	18:20:46	9.20	Fire Station 4	A Shift	150
02/18/2023	23-0000419	18:32:55	18:32:58	0.05	Adminstration Building - Central Station	FIRE PREVENTION	151
02/18/2023	23-0000420	19:19:53	19:32:30	12.62	Fire Station 3	A Shift	651
02/18/2023	23-0000422	19:44:45	19:50:45	6.00	Fire Station 3	A Shift	150
02/19/2023	23-0000423	00:58:19	01:02:31	4.20	Fire Station 5	A Shift	324
02/19/2023	23-0000424	04:24:46	04:28:06	3.33	Fire Station 4	A Shift	324
02/19/2023	23-0000425	10:26:34	10:30:25	3.85	Fire Station 4	B Shift	311
02/19/2023	23-0000426	12:30:13	12:37:51	7.63	Fire Station 3	B Shift	100
02/19/2023	23-0000427	12:32:05	12:38:03	5.97	Fire Station 5	B Shift	142
02/19/2023	23-0000428	17:22:52	17:37:01	14.15	Fire Station 2	B Shift	600
02/19/2023	23-0000430	18:56:43	19:00:14	3.52	Fire Station 3	B Shift	131
02/19/2023	23-0000431	19:22:34	19:25:41	3.12	Fire Station 4	B Shift	131
02/19/2023	23-0000432	20:48:45	20:52:48	4.05	Fire Station 3	B Shift	653
02/20/2023	23-0000433	03:56:36	04:03:59	7.38	Fire Station 5	B Shift	322
02/20/2023	23-0000434	09:54:29	09:59:56	5.45	Fire Station 2	A Shift	600
02/20/2023	23-0000435	12:08:11	12:20:55	12.73	Fire Station 4	A Shift	445
02/20/2023	23-0000436	12:36:59	12:40:44	3.75	Fire Station 3	A Shift	413
02/20/2023	23-0000437	17:48:32	17:50:42	2.17	Fire Station 2	A Shift	311
02/20/2023	23-0000438	20:12:23	20:21:56	9.55	Fire Station 5	A Shift	322
02/20/2023	23-0000439	23:16:35	23:18:58	2.38	Fire Station 4	A Shift	311
02/20/2023	23-0000440	23:17:37	23:20:45	3.13	Fire Station 2	A Shift	622
02/21/2023	23-0000441	05:37:00	05:40:45	3.75	Fire Station 4	A Shift	700
02/21/2023	23-0000442	07:45:16	07:48:17	3.02	Fire Station 5	C Shift	324
02/21/2023	23-0000443	08:48:11	09:03:40	15.48	Fire Station 2	C Shift	311
02/21/2023	23-0000444	11:56:51	11:56:53	0.03	Adminstration Building - Central Station	FIRE PREVENTION	400
02/21/2023	23-0000445	13:41:36	13:44:02	2.43	Fire Station 2	C Shift	154
02/21/2023	23-0000446	15:42:10	15:42:41	0.52	Adminstration Building - Central Station	FIRE PREVENTION	500
02/21/2023	23-0000447	16:30:19	16:36:18	5.98	Fire Station 4	C Shift	440
02/22/2023	23-0000449	12:43:39	12:44:52	1.22	Fire Station 4	A Shift	743
02/22/2023	23-0000450	14:07:11	14:13:56	6.75	Fire Station 2	A Shift	700
02/22/2023	23-0000451	15:32:50	15:39:25	6.58	Fire Station 2	A Shift	600
02/22/2023	23-0000452	18:15:45	18:22:23	6.63	Fire Station 4	A Shift	118
02/22/2023	23-0000453	18:46:58	18:53:46	6.80	Fire Station 5	A Shift	651
02/22/2023	23-0000454	19:31:52	19:35:09	3.28	Fire Station 4	A Shift	444
02/22/2023	23-0000455	21:41:50	21:48:40	6.83	Fire Station 2	A Shift	311
02/23/2023	23-0000456	00:53:22	00:58:05	4.72	Adminstration Building - Central Station	A Shift	445
02/23/2023	23-0000457	01:35:55	01:39:10	3.25	Fire Station 4	A Shift	463

02/23/2023	23-0000458	09:22:28	09:40:01	17.55	Fire Station 5	C Shift	151
02/23/2023	23-0000459	09:25:19	09:32:27	7.13	Fire Station 2	C Shift	400
02/23/2023	23-0000460	09:56:47	09:56:47	0.00	Fire Station 3	C Shift	322
02/23/2023	23-0000461	13:46:56	14:06:45	19.82	Fire Station 2	C Shift	9002
02/23/2023	23-0000462	15:21:01	15:57:28	36.45	Adminstration Building - Central Station	C Shift	420
02/23/2023	23-0000463	16:58:34	17:01:41	3.12	Adminstration Building - Central Station	C Shift	423
02/24/2023	23-0000464	05:02:02	05:08:55	6.88	Fire Station 4	C Shift	331
02/24/2023	23-0000465	12:08:53	12:12:00	3.12	Fire Station 4	B Shift	631
02/24/2023	23-0000466	14:31:44	14:35:48	4.07	Fire Station 4	B Shift	700
02/24/2023	23-0000467	14:34:06	14:38:55	4.82	Fire Station 2	B Shift	611
02/24/2023	23-0000468	18:02:13	18:07:29	5.27	Fire Station 3	B Shift	561
02/24/2023	23-0000469	20:06:29	20:11:54	5.42	Adminstration Building - Central Station	B Shift	553
02/24/2023	23-0000470	20:39:01	20:45:19	6.30	Fire Station 3	B Shift	311
02/24/2023	23-0000471	21:40:59	21:43:45	2.77	Fire Station 2	B Shift	911
02/24/2023	23-0000472	22:05:46	22:13:15	7.48	Fire Station 5	B Shift	631
02/25/2023	23-0000473	12:07:56	12:15:40	7.73	Fire Station 2	C Shift	311
02/25/2023	23-0000474	13:58:51	14:08:46	9.92	Fire Station 5	C Shift	151
02/25/2023	23-0000475	15:16:08	15:20:00	3.87	Fire Station 2	C Shift	311
02/25/2023	23-0000476	15:50:36	15:57:26	6.83	Fire Station 5	C Shift	311
02/25/2023	23-0000477	19:10:47	19:16:34	5.78	Fire Station 4	C Shift	812
02/26/2023	23-0000478	02:55:42	03:02:32	6.83	Adminstration Building - Central Station	C Shift	745
02/26/2023	23-0000479	19:19:13	19:26:03	6.83	Fire Station 5	B Shift	311
02/27/2023	23-0000480	02:40:50	02:40:50	0.00	Fire Station 4	B Shift	611
02/27/2023	23-0000481	08:51:12	08:56:21	5.15	Fire Station 4	A Shift	151
02/27/2023	23-0000482	12:34:33	12:36:19	1.77	Fire Station 3	A Shift	130
02/27/2023	23-0000483	13:04:00	13:08:15	4.25	Fire Station 2	A Shift	324
02/27/2023	23-0000484	14:07:46	14:27:21	19.58	Fire Station 4	A Shift	150
02/27/2023	23-0000485	15:29:52	15:38:29	8.62	Fire Station 2	A Shift	324
02/27/2023	23-0000486	16:48:48	17:08:51	20.05	Fire Station 5	A Shift	611
02/27/2023	23-0000487	19:35:55	19:41:29	5.57	Fire Station 3	A Shift	445
02/27/2023	23-0000488	20:28:45	20:32:18	3.55	Fire Station 2	A Shift	131
02/27/2023	23-0000489	21:59:52	22:04:33	4.68	Fire Station 3	A Shift	463

EDINBURG FIRE MARSHAL'S OFFICE

MONTHLY REPORT - FEBRUARY 2023

STRUCTURE FIRES

Performance Data	This Month	Last Month	This Month Last Year	This Year To Date	Last Year To Date
Commercial	0	0	0	0	0
Single Family	0	1	1	1	2
Apartments	0	0	0	0	0
Schools	0	0	0	0	0
Industrial	0	0	0	0	0
Hospital & Nursing Homes	0	0	0	0	0
Total	0	1	1	1	2

FIRE INSPECTIONS

Performance Data	This Month	Last Month	This Month Last Year	This Year To Date	Last Year To Date
Buildings - Residential	116	92	24	208	68
Buildings - Commercial	263	400	198	663	344
Schools	1	3	4	4	8
Hospitals & Nursing Homes	6	0	2	6	2
Daycares (adult & child)	13	7	7	20	15
Gasoline Install	0	0	0	0	0
Industrial	8	27	0	35	0
Foster Homes	3	1	2	4	3
Miscellaneous <small>(Burn Permits, Hydro/Hood/Alarm/Trip Tests, Firework Stands, Citations, Re-inspections)</small>	20	36	26	56	56
Total	430	566	263	996	496

FIRE SAFETY EDUCATION PROGRAMS

Performance Data		This Month	Last Month	This Year To Date	Last Year To Date
Schools	No. of Classes	1	0	1	2
	No. of Students	200	0	200	333
Commercial	No. of Classes	2	1	3	1
	No. of Staff	23	30	53	20
City	No. of Classes	0	2	2	0
	No. of Staff	0	130	130	0
Industrial	No. of Classes	0	0	0	0
	No. of Staff	0	0	0	0
Hospitals & Nursing Homes	No. of Classes	0	0	0	0
	No. of Staff	0	0	0	0
Daycares (Adult & Child)	No. of Classes	0	0	0	0
	No. of Students	0	0	0	0
Fire Station & Museum Tours	No. of Classes	0	0	0	0
	No. of Students	0	0	0	0
Total	No. of Classes	3	3	6	3
	No. of Students/Staff	223	160	383	353

EDINBURG FIRE MARSHAL'S OFFICE

MONTHLY REPORT FOR FEBRUARY 2023

Continuation

STAFF ACTIVITY

Staff	Activity
Fire Prevention Staff	Responded to 10 fire calls
Fire Prevention Staff	Attended 16 miscellaneous meetings
Fire Prevention Staff	Conducted fire investigations/report writing: 20 hours
Fire Prevention Staff	Out 8 days
Deputy Chief	Attended: Plan/Plat Review
Deputy Chief	Attended: Planning & Zoning Meeting

STAFF TRAINING

Staff	Training
Prevention Staff	Attended: Fire Inspection Principles 2

FIRE PREVENTION PRESENTATIONS

Performance Data	Type of Presentation	Total
1. Delia's Tamales	Fire Extinguisher Tutor	15
2. Vanguard Academy	Sparky	200
3. Grain Coffee	Fire Extinguisher Tutor	8
Grand Total		223

EDINBURG FIRE MARSHAL'S OFFICE


MONTHLY REPORT FOR FEBRUARY 2023

Continuation

FEES RECEIVED

Type of Inspection	This Month	This Year To Date
ANNUAL FIRE INSPECTION		
- Adult Daycare	\$ 150.00	\$ 200.00
- Child Daycare	\$ 300.00	\$ 600.00
- Foster Home	\$ 50.00	\$ 100.00
- Group Home	\$ -	\$ 100.00
- Hospital	\$ 100.00	\$ 400.00
- Nursing Home	\$ 50.00	\$ 100.00
- Healthcare Facilities	\$ -	\$ -
GENERAL FIRE INSPECTION		
- Burning Permit	\$ 250.00	\$ 750.00
- Mobile Food Truck/Trailer	\$ -	\$ -
- Fuel Tank (Installation/Removal)	\$ -	\$ -
- Visual/Partial Inspection	\$ -	\$ -
KITCHEN FIRE SUPPRESSION		
- Kitchen Suppression System Trip Test	\$ 100.00	\$ 200.00
FIRE ALARM SYSTEM		
- Fire Alarm Plan Review	\$ 700.00	\$ 1,100.00
- Fire Alarm Acceptance Test	\$ 450.00	\$ 500.00
FIRE SPRINKLER SYSTEM		
- Fire Sprinkler System Plan Review	\$ 500.00	\$ 700.00
- Flow Test (Hydrant Testing)	\$ 200.00	\$ 400.00
- Hydrostatic Test - Above Ground	\$ 300.00	\$ 400.00
- Hydrostatic Test - Below Ground	\$ 200.00	\$ 550.00
- Fire Sprinkler Acceptance Test	\$ -	\$ 50.00
FIREWORKS		
- Fireworks Permit	\$ 50.00	\$ 50.00
- Fireworks Standby Fee	\$ 270.00	\$ 270.00
Total <i>(Annals, Reviews, Tests)</i>	\$ 3,670.00	\$ 6,470.00
INSPECTIONS		
- Commercial Buildings (Finals)	\$ 1,200.00	\$ 1,900.00
- Commercial Occupancies (Facilities)	\$ 500.00	\$ 1,000.00
- Multi-Family Buildings	\$ 100.00	\$ 650.00
- Reinspection Fees	\$ -	\$ 150.00
Total <i>(Finals & Facilities)</i>	\$ 1,800.00	\$ 3,700.00
Grand Total	\$ 5,470.00	\$ 10,170.00

HUMAN RESOURCES



human
resources

FEBRUARY 2023
MONTHLY REPORT

OVERVIEW

BIWEEKLY/MONTHLY REPORT
FOR PERIOD: **FEBRUARY 2023**

1. HUMAN RESOURCES

Vacancies by Classification:
Full Time –107
Part Time Regular – 54
Part Time Seasonal - 93
New Hires: 30
Volunteers: 65
Terminations: 12
Information Sessions: 0
Professional Development Sessions: 0
Appreciation/Recognition Events: 2
Grievances/Complaints (various):

3. BENEFITS AND WELLNESS

Employees on FMLA: 31
Events: 7



2. CIVIL SERVICE

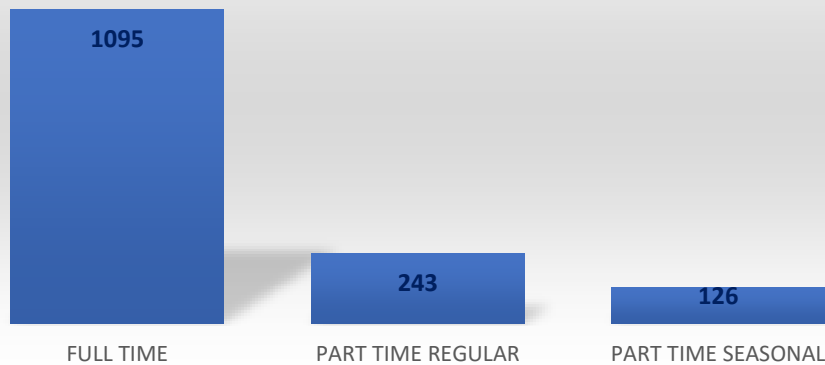
Civil Service Meetings: 1 **Police Department**
-Entry Level Exams: 0
-Promotional Exams: 0
Fire Department
-Entry Level Exams: 0
-Promotional Exams: 0

4. RISK MANAGEMENT

Workers' Comp Claims: 8
General Liability Claims: 1
Auto Liability Claims: 0
Auto Physical Damage Claims: 3
Real & Personal Property: 1
Development Sessions: 0
Information Sessions: 0

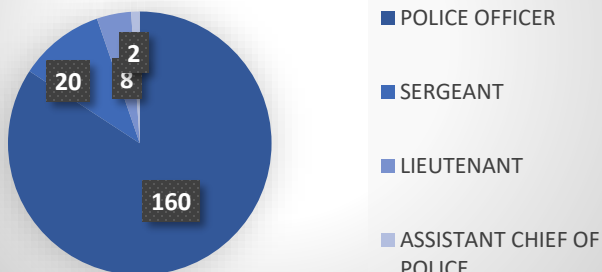
EDINBURG WORKFORCE

TOTAL BUDGETED POSITIONS (INCLUDING CIVIL SERVICE)

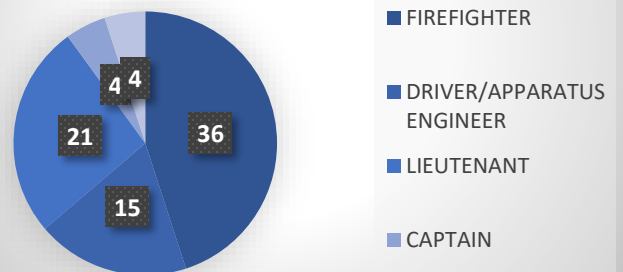


CIVIL SERVICE STRENGTH ORDINANCE

POLICE DEPARTMENT TOTAL AUTHORIZED STRENGTH: 190



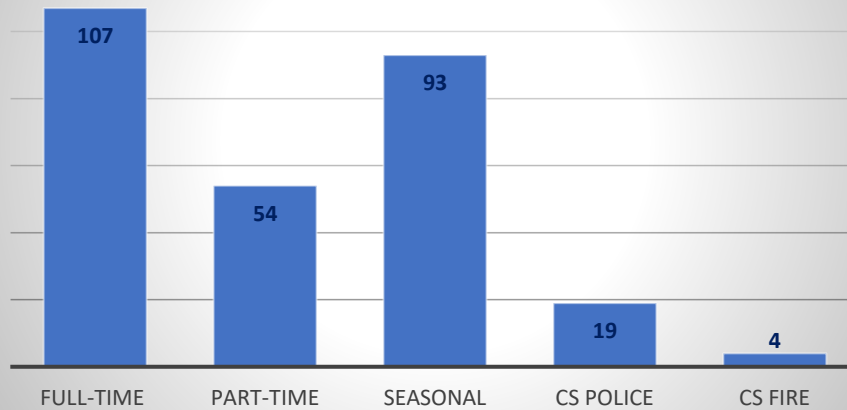
FIRE DEPARTMENT TOTAL AUTHORIZED STRENGTH: 80



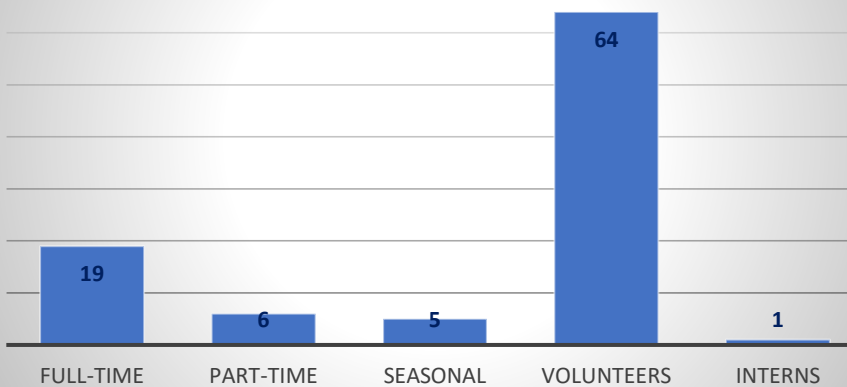
HUMAN RESOURCES

FEBRUARY 2023 MONTHLY REPORT

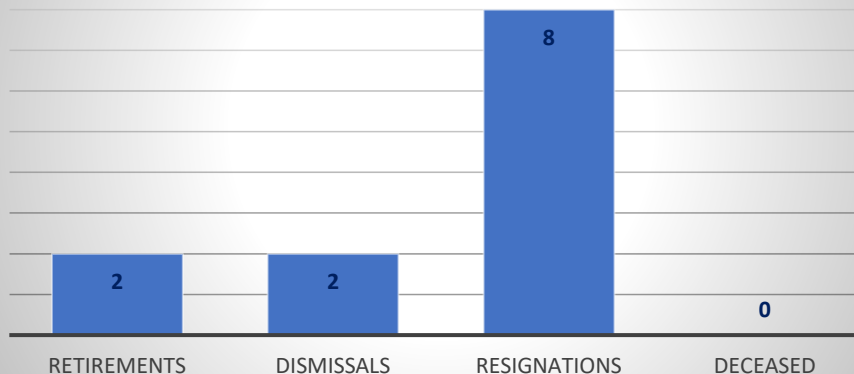
VACANCIES



NEW HIRES



TERMS



HUMAN RESOURCES

PERFORMANCE MEASURES	TOTAL AMOUNT
APPLICATIONS RECEIVED	813
JOB POSTINGS	43
APPLICATIONS SCREENED	813
INTERVIEWS CONDUCTED	158
TIME TO FILL (DAYS)	27
COST PER HIRE	AT THE END OF YEAR
# OF PAF'S PROCESSED	46
EXIT INTERVIEWS PROCESSED	11
RETIREMENTS PROCESSED	2
PUBLIC INFORMATION REQUESTS	7
VERIFICATIONS OF EMPLOYMENT	20

BENEFITS AND WELLNESS DIVISION

Insurance Carriers

Core Benefits

Medical, Vision, Dental, Life Insurance, Long Term Disability

- Blue Cross Blue Shield 
- Avesis 
- Delta Dental 
- Dearborn 
- Madison National 

Voluntary Products

Optional/Supplemental Life, Critical Illness, Hospital Indemnity, Accident, Cancer, Short Term Disability, Medical Air Support, Legal Services, 457 Retirement

- Dearborn (opt life)
- Colonial
- Trustmark
- Legal Shield
- MASA
- Community Loan
- Wellfleet
- Nationwide
- ICMA
- VOYA
- United Way

RISK MANAGEMENT

QUARTERLY REPORTING (OCT – DEC)

RISK AND SAFETY DEVELOPMENT

- TRAINING SESSIONS (OCT-DEC)- 14
- PARTICIPATION- 842

RISK AND SAFETY INFORMATION

- TRAINING SESSIONS (OCT-DEC)- 2
- PARTICIPATION- 104

AUDIT AND COMPLIANCE

- FMCSA, ANNUAL DOT DRIVER QUERIES- 107
- RANDOM DRUG TESTING- 57
- WORKERS COMPENSATION AUDIT

INCIDENT/ACCIDENT REVIEW AND INVESTIGATION

- OCTOBER- 15
- NOVEMBER-11
- DECEMBER- 16
- POST ACCIDENT DRUG TESTING- 22

INSPECTIONS

- DEPARTMENT SELF BUILDING INSPECTIONS (OCT- DEC)- 8
- RANDOM BUILDING INSPECTIONS (OCT- DEC)- 4

DRUG TESTING AND MORE



EDINBURG FIRE EDINBURG, EDINBURG POLICE DEPARTMENT



FMCSA, DRUG & ALCOHOL CLEARINGHOUSE



TEXAS MUNICIPAL LEAGUE INTERGOVERNMENTAL RISK POOL



SUMMARY OF ACTIVITY

HUMAN RESOURCES – JOB FAIRS

DATE	TOPIC	# OF SESSIONS	PRESENTER	LOCATION	TIME	# OF EMPLOYEES ATTENDED
02/22/2023	JUMPSTART CAREER EXPO	1	WORKFORCE SOLUTIONS / HR	MCALLEN CONVENTION CENTER	9AM	600


HUMAN RESOURCES – EMPLOYEE APPRECIATION/RECOGNITION EVENTS

DATE	TOPIC	# OF SESSIONS	PRESENTER	LOCATION	TIME	# OF EMPLOYEES ATTENDED
2/22/2023	MONTHLY BIRTHDAY CELEBRATION	1	VANESSA CASTILLO	CITY HALL COUNCIL – CHAMBERS	12PM - 1PM	14
02/28/2023	EMPLOYEE APPRECIATION HAMBURGER RUN	1	HR	ACTIVITY CENTER	11AM – 2PM	800

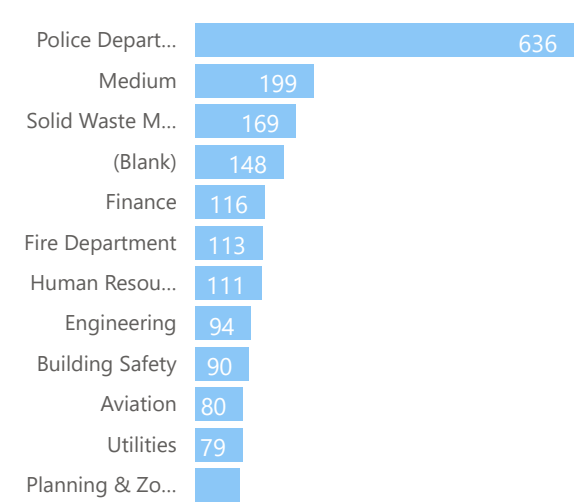
BENEFITS AND WELLNESS

DATE	TOPIC	# OF SESSIONS	PRESENTER	LOCATION	TIME	# OF EMPLOYEES ATTENDED
02/03/2023	MIRACLE MILE	1	PARKS & REC	RICHARD FLORES STADIUM	6PM	422
02/04/2023	ALL AMERICA-DAVID CHAVANA 10K	1	PARKS & REC	RICHARD FLORES STADIUM	8AM	1576
02/04/2023	ALL AMERICA FUN RUN 5K	1	PARKS & REC	RICHARD FLORES STADIUM	10AM	6820
02/08/2023	B12 VACCINATION CLINIC	1	PHS	COMMUNITY ROOM	10AM	51
02/11/2023	EMPLOYEE WALKING CLUB	1	TOM REYNA	MUNICIPAL PARK	8AM	6
02/14/2023	HEART HEALTH BRUNCH AND LEARN	1	DR. ASHUKEN	COUNCIL CHAMBERS	10AM	51
02/28/2023	WALK N' TALK NUTRITION	1	KAREN CANTU	SEKULA MEMORIAL LIBRARY	6PM	

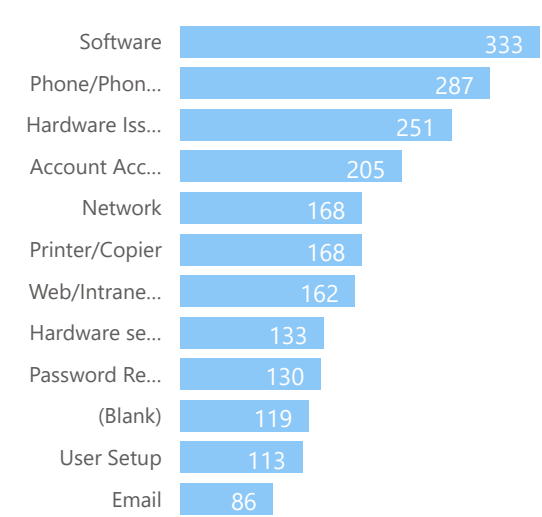
INFORMATION TECHNOLOGY



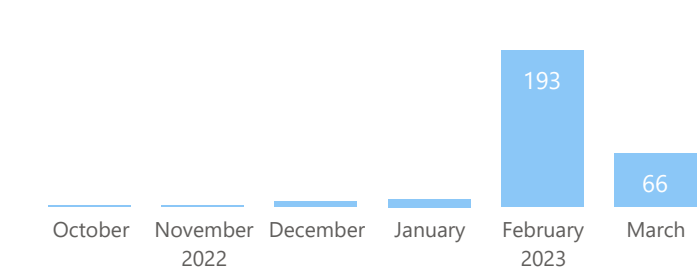
Tickets by Departments



Tickets by Category



Open Tickets by Create Date



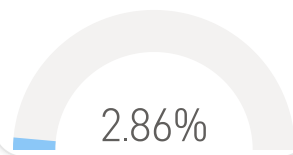
Open Ticket Summary

Open Tickets	No Comments	Overdue Tickets	Waiting Tickets	New Tickets	Total
280	192	8	12	149	2574

10/1/2022

3/15/2023

Past 90 Days Tickets



Ticket Summary

7.0

Avg Days Open

280

Open Tix

149

New Tickets

Open Tickets by Owner

Full Name	# of Open Tickets	Avg Days Open	Tickets w/ No Comments	Overdue Tickets (90)
	135	13.8	134	
Luis Pardo	40	43.0	21	5
Rene Villegas	24	13.3	11	1
Orlando Cantu	16	5.4	12	
Becca Elizondo	13	3.0	3	
Iris Martinez	9	3.1	2	
Mark Alvarez	9	4.9		
Matthew Navarro	8	9.4	4	
Silvano Molina	6	10.7		2
Sylvia Guzman	5	5.2	2	
Alma Mendez	4	18.1	1	
Rolando Fuentes	4	11.0	2	
Danny Vera	3	16.0		
Johannes Pangrestu	2	3.1		
Lizbet Montiel	2	4.1		
Stuart Francis Love	1	1.0		

Open Tickets by Departments

Department Name	# of Open Tickets
Police Department	191
Municipal Court	8
Solid Waste Management	8
Utilities	8
Fire Department	7
Media	7
Boys & Girls Club	6
	5
Aviation	5
Information Technology	5
Library	5
Engineering	4
Medium	4
Building Safety	3
Finance	3
Parks & Rec	3
Planning & Zoning	2

Category

All

Status

All

Clear Filters

EDINBURG 311 CALL CENTER

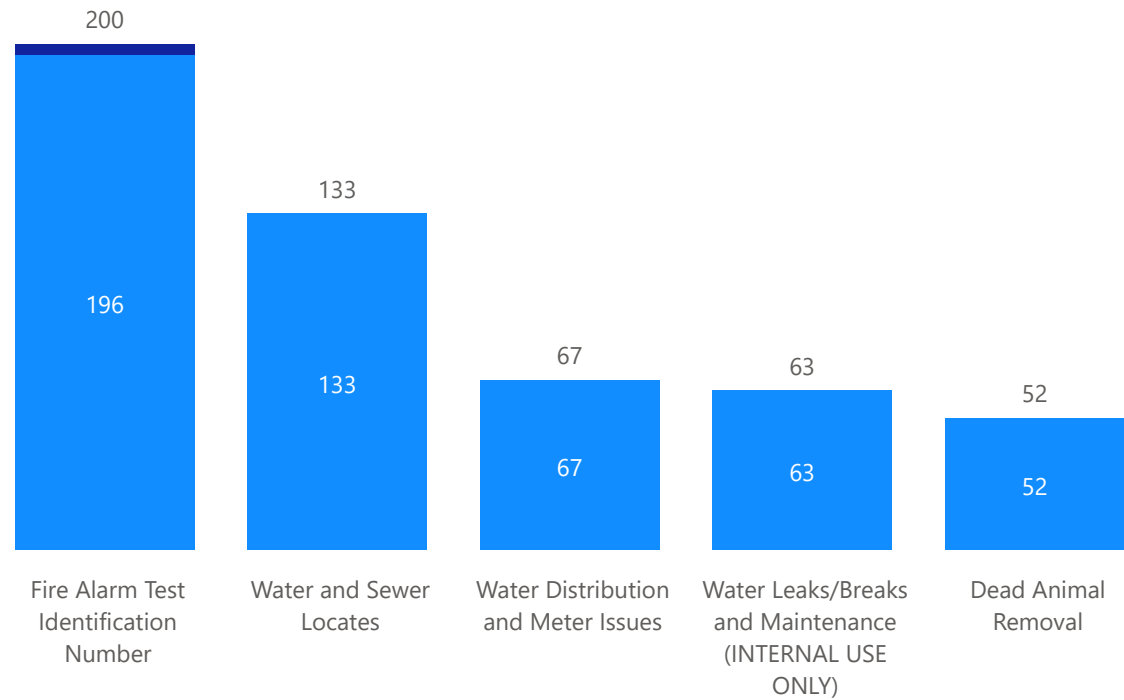
Total calls received: 5,668
Total calls handled: 5,457
Answer rate percentage: 96%
Average hold time: 4 minute

EDINBURG 311 APP

Total request submitted from February 1 - February 28: 852
Total request closed: 740
Total request left open: 112
Total request left acknowledged: 521
Average days to close: 53


Top six Request Categories

Current Month Open Request



Request Category	Current Month	Pre Month	Total Open
Fire Alarm Test Identification Number	196	175	4
Water and Sewer Locates	133	107	0
Water Distribution and Meter Issues	67	64	0
Water Leaks/Breaks and Maintenance (INTERNAL USE ONLY)	63	72	0
Dead Animal Removal	52	81	0
Sewer Backups and Lift Station Maintenance (INTERNAL USE ONLY)	39	49	0
Weedy Lot (48" or greater)	37	24	4
Illegal Dumping	36	28	1
Suggestions & Feedback	34	30	7
Street Light Out	33	27	27
Traffic Signs and Signals	33	23	32
Inspections	27	22	0
Pothole	26	26	25
Parking Violations	17	17	1
Sewer and Manhole Maintenance	14	13	2
Public Education Request	6	6	1
Graffiti Removal	5	4	0
Food Compliance Issue	4	6	0
Missed Brush	4	3	0
Animal Control	3	1	0
Park Concerns	3	0	3
Stolen or Damaged Containers	3	0	0
Streets Curb & Gutter Maintenance	3	3	3
Bacteriological Samples	2	1	0
Illegal Signs (To use by Call Center Only)	2	0	1
Missed Residential Service	2	5	0
Water Quality	2	3	0
Abandoned Vehicle	1	3	0
Burn Permit (\$50 Fee)	1	2	0
Fire Hazard - Unsafe Condition	1	0	0
Fire Hydrant Repair	1	4	0
Fire Alarm Test Identification Number	1	0	0
Total	852	Page 229	112

LIBRARY AND CULTURAL ARTS



MEMORANDUM

DATE: March 9, 2023
TO: Myra Ayala, City Manager
FROM: Leticia S. Leija, Director of Library & Cultural Arts
SUBJECT: February Monthly Report

MEETINGS AND EVENTS

February 1 – One Nation One Project Edinburg Site Visit Planning Meeting – L. Leija and M. Castle
February 1 – Monthly Safety Meeting: Back Injury Prevention – L. Leija and staff
February 1 – Edinburg Arts Foundation Meeting – L. Leija and M. Castle
February 1 – Friends of the Library Committee Meeting – J. Tamez
February 1 – Filipino committee Meeting – L. Leija and M. Castle
February 2 – ACE Building Planning Meeting – L. Leija and M. Castle
February 2 – Music Committee Meeting – L. Leija and M. Castle
February 3 – FESTIBA Community Day at Edinburg Book Fest Meeting – J. Tamez and supervisors
February 6 – COE Internal Marketing Meeting – L. Leija and M. Castle
February 6 – Friends of the Library Brown Bag Luncheon – L. Leija and staff
February 6 – Wall that Heals Planning Meeting – L. Leija
February 6 – South Texas International Film Festival (STXIFF) Planning Meeting – L. Leija and M. Castle
February 7 – TFC Edinburg Arts Meeting – L. Leija and M. Castle
February 7 – City Council Meeting – L. Leija and M. Castle
February 8 – Fiesta Edinburg Parade Planning Meeting – L. Leija and M. Castle
February 8 – Library Advisory Board Meeting – L. Leija, N. Barajas, and J. Tamez
February 8 – Filipino Committee Meeting – L. Leija and M. Castle
February 9 – Edinburg Arts Foundation Mixer – L. Leija and M. Castle
February 9 – Cultural Activities Board Meeting – L. Leija and M. Castle
February 10 – One Nation One Project Visit Planning Meeting – L. Leija and M. Castle
February 14 – Edinburg Arts Foundation Meeting – L. Leija and M. Castle
February 14 – Juneteenth Committee Meeting – L. Leija and M. Castle
February 14 – City Council Agenda Review Meeting – L. Leija
February 15 – One Nation One Project Site Visit – L. Leija and M. Castle
February 15 – FESTIBA Emergency Procedures Training – J. Tamez and staff
February 15 – State of the City Planning Meeting – L. Leija and M. Castle
February 15 – Wall that Heals Planning Meeting – L. Leija and M. Castle
February 15 – Cultural Events Supervisor Interviews – L. Leija and M. Castle
February 16 – One Nation One Project Site Visit – L. Leija and M. Castle
February 16 – Hidalgo County Library System (HCLS) Meeting – J. Tamez
February 16 – ACE Building Planning Meeting – L. Leija and M. Castle
February 16 – Music Committee Meeting – L. Leija and M. Castle
February 16 – Filipino Committee Meeting – L. Leija and M. Castle
February 17 – One Nation One Project Workshop– L. Leija, M. Castle, V. Caballero, and J. Tamez
February 20 – COE Internal Marketing Meeting – L. Leija
February 20 – State of the City Planning – L. Leija and M. Castle
February 20 – South Texas International Film Festival (STXIFF) Meeting – L. Leija and M. Castle
February 20 – City Council Meeting – L. Leija
February 23 – Cultural Events Supervisor Second Interview – L. Leija and M. Castle
February 24 – FESTIBA Community Day at Edinburg Book Fest – L. Leija and staff

February 24 – Veterans Committee Meeting – L. Leija and M. Castle
February 25 – South Texas Literacy Symposium – L. Leija and staff
February 27 – COE Internal Marketing Meeting – L. Leija
February 27 – South Texas International Film Festival (STXIFF) Meeting – L. Leija and M. Castle
February 27 – City Council Agenda Review Meeting – J. Tamez
February 28 – City Council Agenda Review Meeting – L. Leija
February 28 – Library Explorer Adventure Pack (LEAP) Planning Meeting – V. Caballero and J. Tamez

February's Activities

On February 16-17, the Library & Cultural Arts Director and key members from the Edinburg One Nation One Project (ONOP) “Improving Community Resilience Through the Arts” Arts & Wellness Initiative met with the ONOP representatives visiting from Washington, DC. Visiting representatives were provided with a tour of Edinburg with various stops along the way, which included City Hall, the future home of the Arts & Culture building, UTRGV, and other sites, followed with a meet and greet of key members of the project. Friday was a working day for the project’s lead members in which the project’s objectives and goals were outlined and agreed upon.

On Friday, February 24, the library hosted the Festival of International Books and Arts (FESTIBA) Community Day at Edinburg Book Fest. This is the first time an event of such magnitude has been hosted at the library. There was something for everyone at the event, such as, music, dance, food, free books, children’s games, arts & crafts, stories read-aloud, poetry reading, an author’s panel, and much more. For being the first time that FESTIBA takes place at the library, it was a big success with 1,500 people in attendance.

The next day, Saturday, February 25, the Library & Cultural Arts Director participated in the South Texas Literacy Coalition Symposium Panel Discussion with the Dean of College of Fine Arts, Dr. Jeffrey Ward, and 2023 McAllen Poet Laureate, Daniel Garcia Ordaz. Mrs. Leija imparted a great deal of wisdom and knowledge in the arts, literature, and culture. She inspired and encouraged audience members to be the change they would like to see in their community.



South Texas Literacy Coalition Symposium

CHILDREN'S DEPARTMENT

REFERENCE REQUESTS:

English Reference:	325
Spanish Reference:	27

SERVICES:

Online Catalog (Bk. Bundles):	503
Computer Assistance:	21
Computer Users:	128

Total Programs & Attendance

Total Programs:	19
Total Attendance:	679



FESTIBA Community Day at Edinburg Book Fest

The Children's Department provided regular patron assistance services. They also hosted weekly programs, including Toddler Time, Basic Computer Classes, PJ Storytime, and Preschool Storytime.

Children had an opportunity to meet and enjoy different stories read by local authors and our City of Edinburg Police and Fire Department personnel during FESTIBA Community Day at Edinburg Book Fest. They also enjoyed a puppet show presented by UT-C.A.R.E.S., a University of Texas Rio Grande Valley literacy organization.

CIRCULATION DEPARTMENT

SERVICES:

Registered Patrons:	173,642
Cards Issued (eCards included):	136
E-Cards Issued:	9
Monthly Patron Count:	12,387
Total Circulation:	10,235

In February, 12,387 people visited the library, 136 new patron accounts were created, and 10,235 items were checked out. Circulation staff also renewed 2,994 books for patrons requesting an extension on their reading materials. In addition, the team collected a total of \$576.57 in fines.

MEDIA & GRAPHICS

The Media & Graphics Department provides great designs to engage with the community via the various social media platforms. They promote all library programs as well as Cultural Art events.

Graphics:	70
Signage	46
Miscellaneous:	19
Films/Photos/Voiceover:	5

REFERENCE DEPARTMENT

SERVICES:

Online Catalog:	190
Computer Assistance:	932
Total Computer Usage:	3,437
Proctors:	1
Wireless Access Sessions:	1,758

REFERENCE REQUESTS:

English:	628
Spanish:	180



ADULTS:

Programs:	48
Program Attendance:	650

TEEN/TWEEN:

Programs:	5
Program Attendance:	39

Teen February Art Class

In February, the Reference staff located 190 books for patrons, placed materials on hold, and assisted 932 patrons with computer issues. Additionally, the patron computers and wireless internet were accessed 3,437 times.

In collaboration with Region One, the library continues to host the GED and ESL classes. A total of 69 students attended the GED classes throughout the month, and 246 attended the ESL classes. The library hosted 53 programs, including adult and teen programs, with a total attendance of 689 participants.

Regarding the RFID project, this month, a total of 6,689 items were tagged and encoded. Overall, the staff has tagged and encoded 88,348 items.

TECHNICAL SERVICE DEPARTMENT

MATERIAL PROCESSED/WITHDRAWN:

Books in Print:	101,952
Audio:	1,242
Visual:	9,993
Software:	2
cloudLibrary E-Books:	9,868
cloudLibrary E-Audio Books:	<u>3,568</u>
TOTAL:	126,625

Technical Service staff cataloged 193 books, 16 videos and withdrew 524 books due to being dated materials no longer relevant to the needs of our community. The staff also typed 359 spine labels and 320 pocket labels. They also placed 149 book jackets to help protect the books from damaging scuffs, spills, and grime. The staff also added 216 security tags inside the newly cataloged items to protect them from getting stolen.

Cultural Arts Monthly Report

February Event Attendance

60 Participants	Artology art classes: 2
54 attendees	Young Heart Matters – Outreach Program at Bert Ogden
44 attendees	Edinburg Arts Foundation Recognition Ceremony & Mixer
350 attendees	Valentine’s Day Mass Wedding, 122 wedding participants & guests
1500 attendees	FESTIBA Community Day

2008 Total Attendance

Social Media Reach	7,756
Newsletter Subscribers	9,854
Opened Newsletters	8,317

Outreach 25,927


The Cultural Arts organized a Valentine’s Day mass wedding ceremony in conjunction with Justice of the Peace, Charlie Espinoza, 61 couples officially said their “I do’s” on February 14, 2023, at the Promenade Park Amphitheater.

The Library & Cultural Arts hosted the 2023 FESTIBA Community Day at the Library on Friday, February 24th, 2023. 1500 attended the event that featured dance and music performances, authors, poetry readings, family-friendly activities, free book giveaways, and much more.

Director of Library & Cultural Arts, Letty Leija, and Assistant Director of Cultural Arts, Magdiel Castle attended the American Advertising Federation’s ADDY Award ceremony. The Cultural Arts Division received several awards for the promotion of the city festivals.

cc: Mayor & Council
ACM Jesus Saenz
Library Advisory Board

MUNICIPAL COURT



Municipal Court

The Municipal Court is the first level of the judicial branch of government. The Municipal Court Judge is a public official, responsible for presiding over trial and other court proceedings, performs magistrate functions, and the general administration of the court.

Performance Indicators	February 2023
Total Cases Filed with the Court	1,873
Number of Window Transactions	676
Number of Online Transactions	138
Juvenile Cases Filed	16
Juvenile Cases Revenue	0
Project You Program Participants	0
Community Outreach Program (Schools & Organizations)	6
Record Requests	75
Fines, Court Costs and Other Amounts Collected kept by City	\$109,143
Remitted to State	\$53,821
Total Revenue Generated	\$162,964

The Municipal Court Warrant Division aids defendants with outstanding fines that have resulted in warrants for their class C violations. Court Marshals assist defendants with offering payment arrangements, and/or other options, such as: community service, indigent assistance to dispose their citation.

Performance Indicators	February 2023
Class C Misdemeanors & Capias Pro Fine Warrants	908
Collection Agency Referrals	235
In House Collections/Warrant Department Revenue	\$87,945

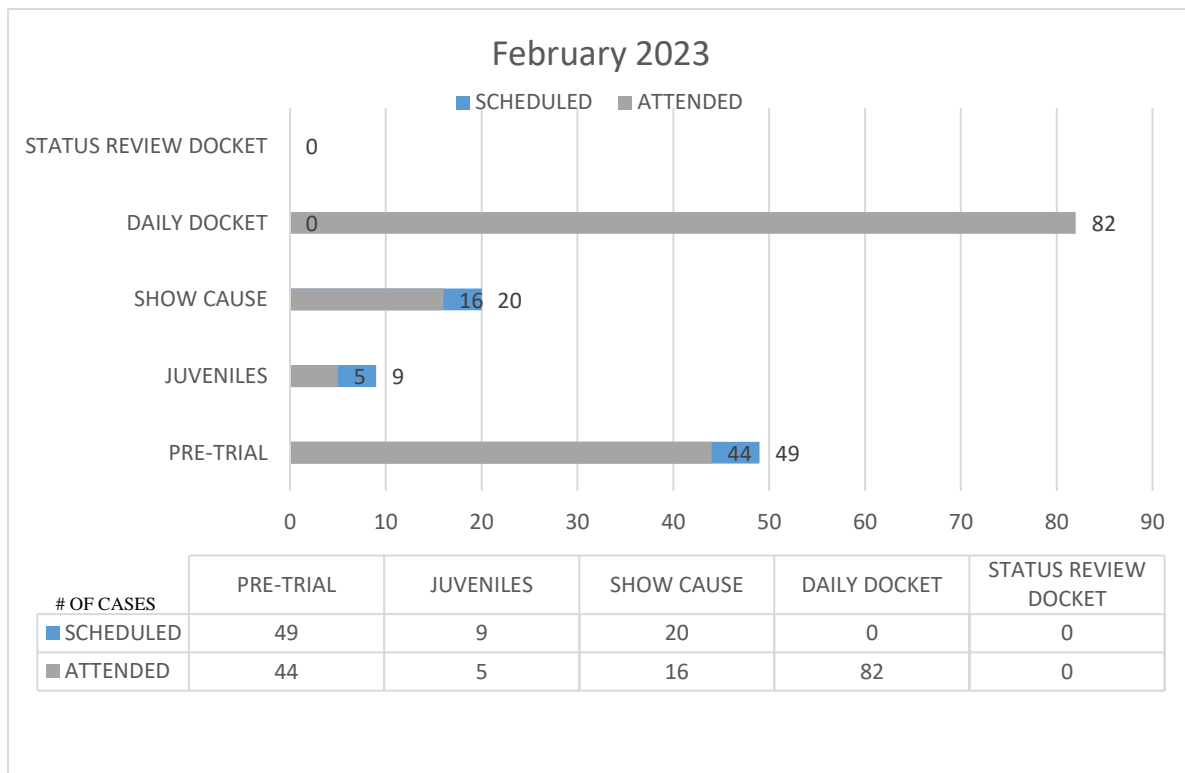
Municipal judges are authorized to warn adult offenders of their respective rights as required by law. The Municipal Court judge magistrates individuals detained on a daily basis while court clerks report these cases in a timely manner as required by Senate Bill 6 into the Public Safety Report System (PSRS).

Performance Indicators	February 2023
Magistrate Warnings Given	233
Public Safety Reporting Cases	233
Class A/B Misdemeanors & Felony Warrants	33
Interlock Ignition Orders Issued	29
Emergency Protective Orders Issued	18

Municipal court clerks are responsible for creating and maintaining court records, processing cases, preparing for and coordinating trials, and assisting court users. As cases progress through the judicial system, clerks are required to perform many technical and detailed procedures.


Court Hearings are prepared to determine temporary, agreed, or some procedural matters regarding the citations/complaints. Court clerks work diligently to provide equal and impartial justice under the law as well as; process each case efficiently and without delay.

MONTH/YEAR Hearings Scheduled		
Pre-Trial Hearings	Juvenile Hearings	Show Cause Hearings
2	1	1



*DAILY DOCKET: Walk ins/Zoom to speak with the Judge

PARKS AND RECREATION





MEMORANDUM

DATE: February 2023

TO: Javier Garza, Director Parks and Recreation

FROM: Rolando "Ronnie" Rodriguez, Recreation Manager

SUBJECT: Monthly Report for January 2023

Recreation Athletic Division Monthly Report for February 2023

The Recreation Athletic Division is supervised by Ronnie Rodriguez, Recreation Manager, and Domingo Rodriguez, Recreation Supervisor, Esmeralda Cerda, Program Coordinator II, Paulo Ibarra, Program Coordinator II. The Recreation Athletic Division staff implemented the following athletic programs and special events.

Adult Softball

Winter Adult Softball is currently playing their season. Divisions that are currently playing are Men's Open Division with 10 teams, and Co- Ed Division with 10 teams. Games are played on Mondays and Wednesdays.



Adult Basketball

Spring Adult Basketball registering for its upcoming season. Registration will be from February 1st through March 1st. Games are to begin on March 21th. Divisions that will be playing will be Open Division and Men's 6ft and under.



Youth Boys Basketball

The Youth Boys Basketball League is currently playing their end of the season tournaments. The Divisions are as follows kinder – 1st grade, 2nd – 3rd grade, 4th – 5th grade, and 6th grade divisions. We had 79 total teams. This year all teams participating in our kinder thru 6th grade division will participate in the end of the season tournament. We have tentatively worked on the single elimination tournament for those divisions. The tournament will consist of two different divisions Gold and Silver. The 4-year-old division will be receiving participation medals.



Little League Baseball and Softball

Registration for our Little League Baseball - Softball has finished. Registration began January 3, 2023 and ended on February 17, 2023. The age divisions that were offered were 4yr. olds (8 teams), 5-6 yr. olds (22 teams), 7-8 yr. olds (18 teams), 9-10 yr. olds (12 teams), 11-12 yr. olds (11 teams), and 13-14 yr. olds (5 teams) for baseball. Softball offered 5 and 6 year old (10 teams), 7-8 yr. old (8 teams), 9-10 yr. old (9 teams), 11-12 yr. old (6 teams), 13-14 yr. old (2 teams) for a grand total of 111 teams. Opening Day for our baseball and softball league will be April 3, 2023. Opening Ceremonies are tentatively scheduled for March 29, 2023; ceremonies will begin in front of The Parks and Recreation Department on Mark S. Pena Dr. and end at Richard R. Flores Stadium at 6pm.

STAFF MEETINGS –

The staff and I attend department and supervisor meetings. These meetings are held weekly. We also have weekly meetings with the director of the parks and recreation. Program Monitors are also meeting weekly to bi-weekly. These meetings consist of our team always being updated on the ongoing situations or concerns that should be addressed accordingly.

CITY OF EDINBURG RECREATION CENTER,
FAMILY LEISURE RECREATION PROGRAMS AND SPECIAL EVENTS

The Edinburg Recreation Family Leisure Programs, is managed by Anthony Davila Recreation Manager. The recreation center support staff consists of Supervisor Jesus Rodriguez, Program Coordinator II, Fernando De La Garza and Program Coordinator I Yolissah Rodriguez, Norberto Guerra and John Trevino.

Promoted to Program Coordinator II is Yolissah Rodriguez.

All full time staff coordinate and implement as many various special events and programs for the children and adults of our community. Currently the Recreation Center is open for operation Monday-Friday 8:00 a.m. –8:00 p.m.

Other sites being utilized to conduct these programs beside the Edinburg Parks & Recreation Center are as follows: Edinburg Jaycee Center.

STAFF DEVELOPMENT & TRAINING

In order to provide better service to the citizens of Edinburg and our members, the staff at Edinburg Parks & Rec conducted several in-house training throughout the month of February. The following topics were discussed at various staff meetings.

- Monthly Training (Full-Timers)
 - Once a month the Full Time staff members have a monthly training, the month of February was preparations for 41st Annual All America City David Chavana 10k Run/Walk, 22nd Annual Fun Run and 8th Annual Miracle Mile.
- Weekly Meeting (With Managers)
 - Every week Full-Timers meet to discuss the weekly agendas and assignments. Discussed were improvements in classes, communication, upcoming events and innovative ideas.

FAMILY LIESURE RECREATION AND MEMBERSHIP PROGRAM

In the month of February, we had a strong amount of participants that signed up; our programs have been steady and maxing out in some classes.

We continued our afterschool membership, memberships are Monday through Thursday 3:00 p.m. to 8 p.m. and Fridays 3:00 p.m. to 6:00 p.m. Membership includes school breaks (Thanksgiving, Winter, Spring and other days that ECISD will be off) hours for these camps are 7:30 a.m. to 5:30 p.m. and includes nutritional meals breakfast and lunch. Adult memberships are booming once again, as of March 2nd we had a total of 247 members and over 2000 daily visits.

SPOTLIGHT EMPLOYEE

For the Edinburg Parks and Recreation spotlight employee of the month we have selected **Norberto Guerra**. This individual has made an outstanding contribution. Their performance and quality of hard work has been extraordinary. They have shown superb instructing and great communication skills with coworkers. We thank you for your fascinating work ethics and dedication.



Cool Kid of the Month

(RECREATION MEMBERSHIP PROGRAM)

Cool Kid of the Month **February** is awarded to the student that is in participation with the City of Edinburg Parks & Recreation Department Recreation Membership after School Program. The awarded individual has not

only shown excellent involvement in their program/activities but has shown unmeasurable intangibles, humbleness, dedication, punctuality and leadership. The participant has also shown respectful manners and great behavior, as representation of their program, instructors, the department and The City of Edinburg. For the month of **February** 2023, we proudly present the award to **Lily Villarreal**.

Cool Kid of the Month (Recreation Program)

Cool Kid of the Month is awarded to student that is in participation in the Family Leisure Recreation Programs. The awarded individual has not only shown excellent involvement in their program but has shown unmeasurable intangibles, humbleness, dedication, punctuality and leadership. The participant has also shown respectful manners and great behavior, as representation of their program, instructors, the department and The City of Edinburg. For the month of **February** 2023 we proudly present the award to Jonny Trevino.

City of Edinburg Miracle Mile

City of Edinburg conducted its 8th Annual City of Edinburg Miracle Mile, but was hosted the first time live since the pandemic and as a stand-alone event to kick off the City of Edinburg 10k weekend. The event was held Friday February 3rd, 2023 and began at 6:00 p.m. we had a small concert and “after party” with participants. We had over 300 registered participants, most we’ve ever had for this event. All participants were sponsored by HEB, a no cost for individuals.



City of Edinburg All America City David Chavana 10k and Fun Run

The 41st Annual City of Edinburg All-America 10k Run/Walk and Fun Run has a major success, we had over 9000 registered individuals.

For the first time we had 6 schools receive the Superintendent Award, an award that is given to schools who have 100% staff registered for the event. We would like to recognize Magee, Jefferson, JFK, Guerra, Austin and Travis Elementary for their achievement and support as well as all of ECISD schools that helped make this year’s event special.

Honorees that were acknowledged for their contribution to the City of Edinburg 10K were: Mitch Sawyer, Frank Garza and Rick Rodriguez.

Honorees that were recognized for their contribution to the City of Edinburg Fun Run were: Edna Ayala from Travis Elementary and Estella Moreno from Magee Elementary.

Honorees that were acknowledged for their contribution to the City of Edinburg Miracle Mile were Capable Kids Organization.

1) Future Events:

- a. April 1st, 2023 – 2nd Annual Dirty Duathlon
- b. April 6th, 2023 – City of Edinburg Easter Egg Hunt
- c. May 19th, 2023– City of Edinburg



DATE: March 2, 2023

TO: Mr. Javier Garza, Director of Parks & Recreation

FROM: Nicholus A. Villarreal, Aquatics Manager

SUBJECT: New Year's / Januarys Report

Daily Operations

- Daily operations of managing Four City Splash Pads, Municipal Waterpark & Fountain Pool & Promenade Water Gardens
- Daily park visits (5 days a week, twice a day), Water Testing, Chemical Computer Operations Check, Chemical Inventory & Safe Storage, Filtration Systems, Filter Pressures, Chemical Injections Systems, Splash Pad Spray Feature Pumps.

Aquatics – Program Summary

- Programs are as follows
 - Early Morning Lap Swim 5:00AM – 8:00AM
 - Evening Lap Swim 6:30PM – 8:30PM
- Daily ECISD Swim Practice

Accomplishments / Events for the Month

- 10K! Water stations did what they were supposed to, hydrated 10,000 + participants.
 - Special thanks to Watermill Express for providing hundreds of gallons of fresh water that helps make this race an even better event.
- Fountain Pools electricity is operational once again. This came with upgrades to the power grid making this facility more energy efficient and dependable.
- Applications for our seasonal staff have gone out. Our goal is to have a full staff of 55 Lifeguards. This will be the first time we hit a 100% staff since the beginning of Covid.
- Splash pads will be making their spring break debut March 11, 2023. Although maintained year around, we make sure all systems all prepped, tested, set ready to go. Splash pads will be made available to the public March – November daily.
- As you may have noticed, we have a roof over the pool house! Getting closer to completion! Pirates Cove is well on its way as well. Decking around the cove should be completed by the time this report is being provided. Pictures should be attached.

MEMORANDUM

TO: Javier Garza, Parks & Recreation Director

FROM: Luis A. Rodriguez, Parks Operations Manager

DATE: February 27, 2023

SUBJECT: Monthly Report for February 2023

The City of Edinburg Parks Division worked diligently carrying out tasks this month. Below is a summary of the activities for each respective division.

PARKS DIVISION – The Parks Division is managed by Jesus Lopez, Jr., Assistant Park Manager, with the assistance of Osvaldo Garza, Parks Supervisor. The following tasks were accomplished by park crewmembers at all City parks and buildings.

MONTHLY MAINTENANCE LOCATIONS:

Parks: Jaycee, Fountain, West, Apollo, Frontier, Cenizo, Citrus, Dr. Gilberto Diaz, Bicentennial, South, Memorial, Freddy Gonzalez, Norma Linda Trevino, Escandon, Municipal, Will Looney, Janet Vacker, Jacob De La Garza North, Doolittle Nature Bike Trail, Jackson Walk/Jog Trail, Chapin Pond Walk/Jog Trail and Vanguard All-Inclusive Park.

Work/Jog Trails: N. Jackson Rd. between N. Schunior St. and Wisconsin Rd.
Wisconsin Rd. between N. Jackson Rd. and Sugar Rd.
W. Freddy Gonzalez Dr. between Sugar Rd. and S. Closner Blvd.

Buildings: Activity Center, Public Library, Auditorium, City Hall and City Hall Courtyard, City Amphitheatre, Central Fire Station, Fire Sub-Station 2 and 3, Police Department, El Tule, Fountain Pool, Municipal Pool, Fountain Center, Police Firing Range, Fire Department Drill Field, Memorial & Municipal pavilions before and after being rented out, Wellness Center and Park Shop.

Day to Day Operations -

1. Mowed, trimmed, cleaned public restrooms, removed graffiti, beautified and picked up litter bi-weekly at all parks and buildings listed above.
2. Worked on all athletic fields that were rented out for practices or tournaments.
3. Continued working on all athletic ballfields for current Adult Softball season.

SPECIAL PROJECTS:

Completed Projects

1. Completed trimming palm trees throughout Park System.
2. Installed disc golf course baskets at Cenizo Park.

Ongoing Projects

1. Construction of De Zavala City/School Park.
2. Construction of restrooms at South Park Skate Park.

Pending Projects

1. Install irrigations system to the east and west side of North Pavilion at Municipal Park.
2. Install new scoreboards to athletic fields at Memorial and Bicentennial Park.
3. Install new playscape at Dr. Diaz Park.

Assisted in the following Special Events:

1. All American 10K Run/Walk.
2. FISBA Event held at Promenade Park and Water Gardens.

MEETINGS: - I or staff have attended all meetings required this month that include but are not limited to City of Edinburg Staff meetings, Parks and Recreation Board Meetings, Parks and Recreation Staff meetings, City Council Meetings, Administrative Meetings, and other City related meetings.

To: Javier Garza, Director of Parks & Recreation Department

From: Brandon Alaniz, World Birding Center Manager

CC: Department Files

Date: 3/3/2023

Re: Edinburg Parks & Recreation Department Monthly Report
World Birding Center Division

CITY OF EDINBURG WORLD BIRDING CENTER

The Edinburg Scenic Wetlands & World Birding Center is one of 9 distinct locations given the title “World Birding Center”. Programs and Operations are managed by Brandon Alaniz, World Birding Center Manager. On Staff at WBC are Team Leads: Daniela Martinez, World Birding Center Coordinator, Veronica Guzman, Environmental Education Coordinator, David Flores, World Birding Center Coordinator. Gabriel Montalvo Garden/Nursery Coordinator, and Bianney Vasquez, Program Coordinator II.

All Leads coordinate to fulfill their duties and implement as many various special events and programs for the children and adults of our community while promoting education literacy and nature conservation. Currently the WBC is open for operation Monday-Friday 8:00 a.m. – 5:00 p.m. Saturday 8:00 a.m. - 6:00 p.m. and Sunday 1:00 p.m. – 6 p.m.

STAFF DEVELOPMENT & TRAINING

The following topics were discussed at various staff meetings.

- Meeting with all team leads to discuss recap of February and outlook for March. Discuss upcoming events and prepare programming for the month of March.
- End of month recap with outlook and setting of goals for March.
 - High School Wetlands
 - Birding Season Continued
 - Goals for the month of March
 - Apply Mission Statement Daily
 - Innovate to find new & creative ways to service the community.
 - Increase Social Media Presence
 - Promote a friendly and welcoming establishment
 - Be adaptable


WBC PROGRAMS & ACTIVITIES **HIGHLIGHTS**

McAllen ISD Wetland Ecology Program

On February 2, 9, 10, and 24, students from Rowe and Memorial High Schools (McAllen ISD) visited the EWBC for a four-hour **High School Wetland Ecology Program**. This program allows high school students the opportunity to learn about wetland ecology in a hands-on, real world setting. During the month of February, 118 students and teachers participated in the program



Project Learning Tree Workshop



On February 11, EWBC education staff attended a six-hour **Project Learning Tree (PLT) Workshop**. PLT is an environmental education program that uses trees and forests as the basis of its curriculum to advance environmental literacy. This workshop centered on their *Trees & Me* curriculum, which is geared toward children ages 1 - 6. Educators received written curriculum materials as well as practical, hands-on training during the workshop.

Pharr Oratory: Surrounding Senses



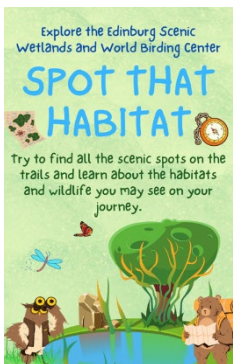
On February 16, pre-k through 1st grade students from Pharr Oratory visited for a two-hour **Surrounding Senses Program**. This program focuses on the five senses, using nature and wildlife as a backdrop. The students watched a puppet show to learn how animals' colors help them hide and stay safe from predators. They then went on a nature walk and looked for different colors, shapes, textures, smells and sounds in nature. The students played two games. Finally, the students made a butterfly life cycle necklace to take home. There were 60 students, teachers and parents in attendance.

Trevino Elementary - Wetland Explorations



On February 18, 3rd - 5th grade students enrolled in a Saturday enrichment program at Trevino Elementary (PSJA) visited for a two-hour **Wetland Explorations Program**. The students participated in three activities to understand the role wetlands play in the environment. The program was attended by 66 students and teachers.

Santos Livas and Reed Mock Elementary: Self-led Tour



Also on February 18, Pre-K through 5th grade students enrolled in a Saturday enrichment program at Santos Livas and Reed Mock Elementary Schools (PSJA) visited the EWBC for a **Self-led Tour** of the grounds. To facilitate their experience, several self-led activities were available to them on the grounds. A StoryWalk was also set up in the Children's Garden. Scavenger hunt sheets and a EWBC field guide were provided to the teachers. **Three-hundred** students and teachers participated in the activities.

SPOTLIGHT EMPLOYEE

For the World Birding Center spotlight employee of the month we have selected **Veronica Guzman**. This individual has taken initiative and proven to go above and beyond. They show diligence and dedication in their work and even gone above their regular duties to make sure the division is in the best position to succeed.



SOCIAL MEDIA / OUTRECH

Instagram:

Followers Beginning of Month: 1,300

Followers End of Month: 1,354

Facebook:

Followers Beginning of Month: 12,454

Followers End of Month: 12,514

E V E N T S:

Friday, February 17, 2023 | Winter Texan Casino Night

This event was hosted by the Edinburg Chamber of Commerce to thank the winter Texan community that visits our region. At this event we were able to have one-on-one conversation with various winter Texans that visit us from Canada, Nebraska, North Dakota, etc. Through these conversations we were able to showcase all the amenities our center offers and the different tours that are available for them throughout the year. Our booth displayed promotional items including our guided bird walk flyers, informational brochures on our common species, goodie bags, and promotional pens/pencils. This event helped us connect with our winter Texan demographic.

Attendees: 203



Friday, February 24, 2023 | FESTIBA Community Day

This event was hosted by The Edinburg Dustin Sekula Memorial Library to create engagement with our local community. At this event we were able to provide an activity which entailed children to choose their favorite stone and get creative with coloring it. The purpose of this activity is to help support children's creativity outlets, learning new art techniques, and help improve patience. Our booth displayed promotional items including our guided bird walk flyers, informational brochures on our common species, bookmarks, and promotional magnets/rulers. This event helped us connect with local parents and our youth demographic.

Attendees: 473



Live interview on Spanish segment 'Buenos Dias Valle' with KRGV where we were able to talk about the amenities of our center and promote any upcoming events. This appearance served the purpose of connecting with our region but most importantly connecting with our Hispanic/Latino demographic.



PROJECTS / UPCOMING EVENTS:

- Wetland programs
- Outdoor Expo March 25th
- Seed Library/Nursery Expansion
- Eagle Scout Project
- Easter Event

EWBC VISITATION REPORT

Below are the totals for the month of **February** 2022.

MONTH TOTALS

Center Visitors	2,773		TOTAL
		570	Adults
		622	Children & Students
		425	Seniors, 55+ & Veterans
		256	Members & Nature Site Staff
		26	Photography groups
		330	Free entry (walk-ins)
		544	Program Attendance
Outreach	476		

GIFT SHOP SALES

Merchandise	\$ 2720.11
Sales Tax	\$ 224.70
Admissions	\$ 3,745.00
Programs	\$ 1,006.00
Memberships	\$ 360.00
Rentals	-
Contributions/Other	\$ 14.58
Refunds/Adjustments	\$ -
TOTAL	\$ 8,070.39



LOS LAGOS GOLF COURSE

Month: February

2023: \$139,372

Putter's Grill: \$15,832

2022: \$100,600

Putter's Grill: \$8,218

38.54 % INCREASE

YTD: October 2022 – February 2023

\$ 631,734

Putter's Grill: \$47,454

Previous FY YTD: October 2021–February 2022

\$558,817

Putter's Grill: \$55,651

13.05 % ABOVE PREVIOUS FY YTD

TOTAL BUDGET FY '22-'23

\$---

FY YTD IS AT --- % OF TOTAL BUDGET

Rounds Overview

Feb 2023: 3,315

FY '22-'23: 14,813


Feb 2022: 2,680

FY '21-'22: 35,388

Sales and Cash Overview: 02/01/23 to 02/28/23

Sales Transactions

Sales Rollup	Sales Rollup 2	Quantity	Total Sales \$	Sale Tax \$	Fee Amount	Total Sales + Total Tax & ..
Cart Rentals	9-Hole	499	\$3,187.86	\$261.14	-	\$3,449.00
	18-Hole	1,428	\$8,803.04	\$724.96	-	\$9,528.00
	Total	1,927	\$11,990.90	\$986.10	-	\$12,977.00
Driving Range Fees	Range Balls	1,159	\$6,256.18	\$511.82	-	\$6,768.00
	Total	1,159	\$6,256.18	\$511.82	-	\$6,768.00
Event Services	Tournament	99	\$20,242.00	-	-	\$20,242.00
	Total	99	\$20,242.00	-	-	\$20,242.00
Food & Beverage	Alcoholic Beverages	1,868	\$5,284.21	\$442.23	-	\$5,726.44
	Concession Sales	2,015	\$3,902.12	\$318.58	-	\$4,220.70
	Kitchen Sales	1,698	\$4,679.18	\$342.25	-	\$5,021.43
	Water Bottles	509	\$863.30	-	-	\$863.30
	Total	6,090	\$14,728.81	\$1,103.06	-	\$15,831.87
Golf Rentals	Golf Club Rental	14	\$134.00	\$11.12	-	\$145.12
	Total	14	\$134.00	\$11.12	-	\$145.12
Greens Fees	9-Hole	639	\$11,371.50	-	-	\$11,371.50
	18-Hole	2,676	\$57,482.00	-	-	\$57,482.00
	Total	3,315	\$68,853.50	-	-	\$68,853.50
Membership Fees	Memberships	30	\$8,551.86	\$198.14	-	\$8,750.00
	Total	30	\$8,551.86	\$198.14	-	\$8,750.00
Retail - Hard Goods	Bags	1	\$110.00	\$9.08	-	\$119.08
	Balls	257	\$2,032.16	\$167.54	-	\$2,199.70
	Total	258	\$2,142.16	\$176.62	-	\$2,318.78
Retail - Soft Goods	Accessories	71	\$323.60	\$23.68	-	\$347.28
	Gloves	47	\$629.93	\$31.97	-	\$661.90
	Hats	25	\$650.35	\$53.64	-	\$703.99
	Men's Apparel	30	\$1,405.88	\$115.96	-	\$1,521.84
	Men's Footwear	1	\$99.99	\$8.25	-	\$108.24
	Women's Apparel	5	\$131.97	\$10.87	-	\$142.84
	Total	179	\$3,241.72	\$244.37	-	\$3,486.09
Grand Total		13,071	\$136,141.13	\$3,231.23	-	\$139,372.36



EBONY HILLS GOLF COURSE

Month: February

2023: \$35,002

2022: \$23,895

46.48 % INCREASE

YTD: October 2022 – February 2023

\$149,918

Previous FY YTD: October 2021–February 2022

\$123,602

21.29 % ABOVE PREVIOUS FY YTD

TOTAL BUDGET FY '22-'23

\$---

FY YTD IS AT --- % OF TOTAL BUDGET

Rounds Overview

Feb 2023: 1,907

FY '22-'23: 7,182

Feb2022: 1,317


FY '21-'22: 11,523

Sales and Cash Overview: 02/01/23 to 02/28/23

Sales Transactions

Sales Rollup	Sales Rollup 2	Quantity	Total Sales \$	Sale Tax \$	Fee Amount	Total Sales + Total Tax & ..
Cart Rentals	-	30	\$138.60	\$11.40	-	\$150.00
	9-Hole	268	\$1,234.13	\$101.87	-	\$1,336.00
	18-Hole	1,072	\$7,929.91	\$652.09	-	\$8,582.00
	Total	1,370	\$9,302.64	\$765.36	-	\$10,068.00
Food & Beverage	Alcoholic Beverages	1,717	\$3,969.95	\$326.55	-	\$4,296.50
	Concession	1,064	\$1,187.99	\$83.01	-	\$1,271.00
	Total	2,781	\$5,157.94	\$409.56	-	\$5,567.50
Golf Rentals	-	6	\$55.44	\$4.56	-	\$60.00
	Total	6	\$55.44	\$4.56	-	\$60.00
Greens Fees	-	1,219	\$16,921.00	-	-	\$16,921.00
	9-Hole	643	\$1,464.00	-	-	\$1,464.00
	18-Hole	45	\$24.00	-	-	\$24.00
	Total	1,907	\$18,409.00	-	-	\$18,409.00
Membership Fees	-	3	\$375.00	-	-	\$375.00
	Total	3	\$375.00	-	-	\$375.00
Retail - Soft Goods	-	83	\$473.48	\$39.02	-	\$512.50
	Accessories	10	\$9.20	\$0.80	-	\$10.00
	Total	93	\$482.68	\$39.82	-	\$522.50
Grand Total		6,160	\$33,782.70	\$1,219.30	-	\$35,002.00

PLANNING AND ZONING



PLANNING & ZONING

Monthly Board Report

FEBRUARY 2023



PLANNING & ZONING COMMISSION

	Approved	Disapproved	Tabled	Withdrawn	FEB 2023	FYTD
Subdivisions						
<i>Preliminary</i>	2				2	12
<i>Final</i>	3				3	19
Subdivision Variances	1				1	9
Abandonments					0	0
Rezoning / Plan Amendments	3				3	22
Initial Zonings					0	0
Special Use Permits					0	0

ZONING BOARD OF ADJUSTMENT

	Approved	Disapproved	Tabled	Withdrawn	FEB 2023	FYTD
Variances	2				2	5

CITY COUNCIL

	Approved	Disapproved	Tabled	Withdrawn	FEB 2023	FYTD
Abandonments					0	0
Annexation Petitions					0	1
Annexation Ordinances					0	1
Subdivision Variances					0	6
Sign Variances					0	0
Rezoning / Plan Amendments	3				3	22
Initial Zonings					0	0
Special Use Permits	1				1	4
Development Agreements					0	0

PLANNING & ZONING

Monthly Report Summary



FEBRUARY 2023

Monthly Tasks Processed	February 2023	FYTD
Zonings	6	44
Special Use Permits	1	4
ZBA Variances	2	5
Abandonments	0	0
Preliminary Subdivision Plats	2	12
Final Subdivision Plats	3	19
Subdivision and Sign Variances	1	13
Annexations/Annexation Ordinances	0	0
Development Agreements	0	0
Minor Plats	1	9
Pre-Development Meetings	4	47
Site Plan Reviews	4	20
Zoning Verification Letters	2	8
Certificates of Compliance	8	38
Plat Recordings	5	21
Inspections	41	179
Building Permits	187	475
Public Information Requests	2	20
Phone Calls	217	1202
Walk-Ins	145	660
		0
		0
Total	631	2776

Subdivision Report - Month Ending February 28, 2023


Department of Planning & Zoning

	Zoning	Type of Development	Number of Lots	Acres	
New Subdivisions					
1	Re Plat of Shops at Trenton (Minor)	CG	Commercial	2	2.154
2	Ebony Winds	RP	Single Family	93	66.31
3	Gem Estates	RP	Single Family	69	26.356
4					
5					
6					
7					
8					
9					
#					
				Total Acres:	94.82
				YTD:	496.987

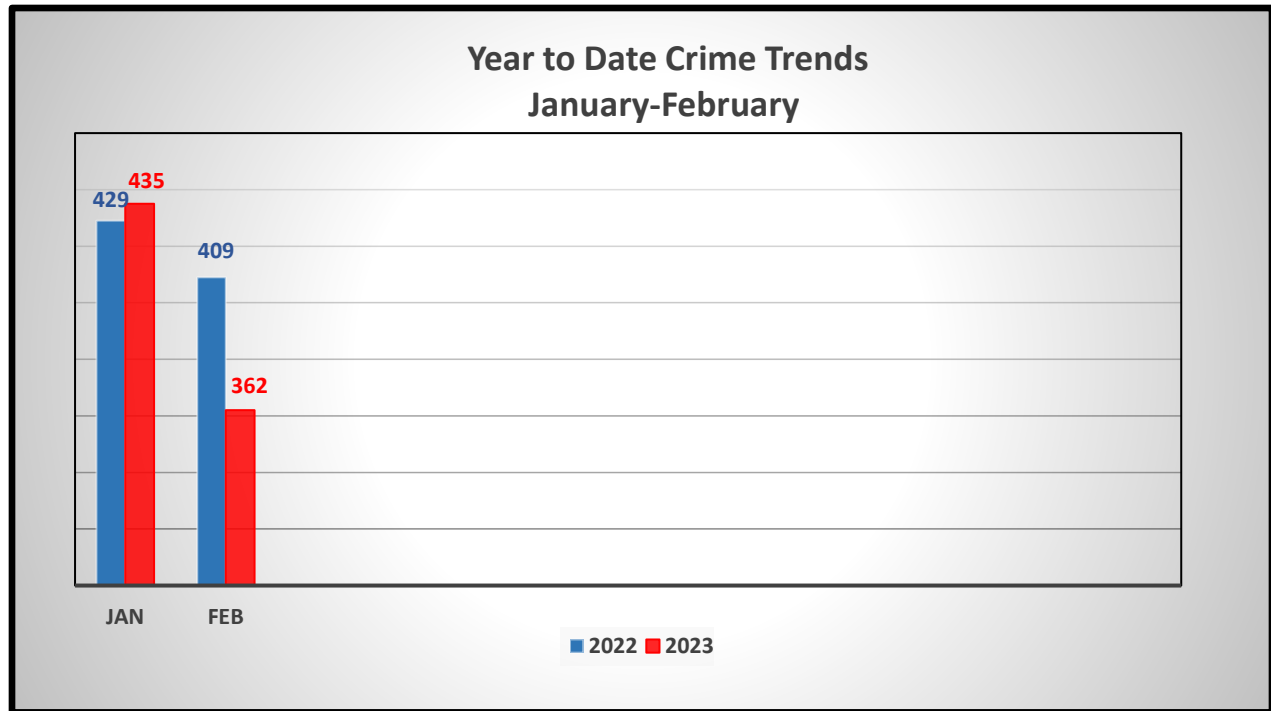
	Zoning	Type of Development	Number of Lots	Acres	
Subdivisions Receiving Final Approval					
1	Monarco Estates	RP	Single Family	167	37.576
2	Sol Alegre	RP	Single Family	205	24.85
3	Oak Hill at Villanueva Estates	RP	Single Family	37	10.002
4					
5					
6					
7					
8					
9					
#					
				Total Acres:	72.428
				YTD:	336.428

	Zoning	Type of Development	Number of Lots	Acres	
Recorded Subdivisions					
1	Dos Garza	CG	Commercial	1	1.0496
2	Monte Cristo 281 (7-11)	CG	Commercial	1	6.619
3	The Heights on Trenton	RP	Single Family	179	33.58
4	Verdad Self Storage	CG	Commercial	1	6.127
5	Woodland Estates	RP	Single Family	87	31.124
6					
7					
8					
9					
#					
				Total Acres:	78.4996
				YTD:	375.2796
				tl Lots Recorded	269
				YTD:	533

POLICE



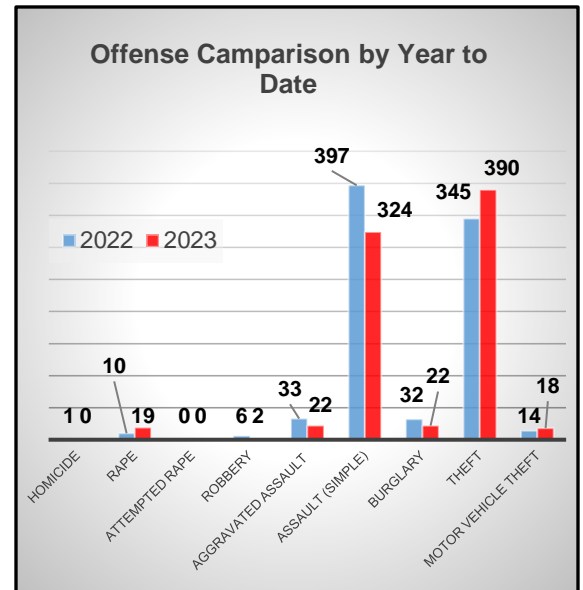
NIBRS CRIME TRENDS YTD



NIBRS Crime Total January-February		
Year	2022	2023
Total	838	797
Comparison	-4.89%	

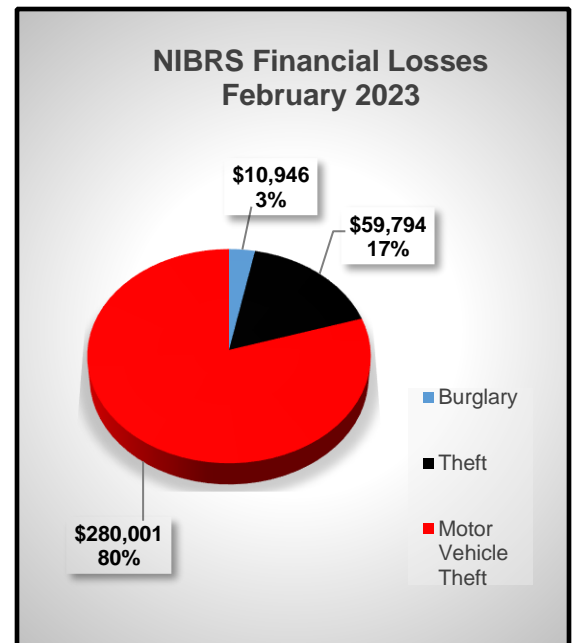
Records NIBRS Reporting Jan-Feb

City of Edinburg Police Department			
Summary of Volume By Offense January-February			
Classification of Offense	2022	2023	% Difference
Homicide	1	0	-100%
Rape	10	19	90.00%
Attempted Rape	0	0	0%
Robbery	6	2	-66.97%
Aggravated Assault	33	22	-33.33%
Assault (Simple)	397	324	-18.39%
Burglary	32	22	-31.25%
Theft	345	390	13.04%
Motor Vehicle Theft	14	18	28.57%
Total Offenses Reported	838	797	-4.89%



- A year to date total of 797 offenses were reported.
- A decrease of 4.89% compared to 2022.
- Financial losses reported an increase of 14.52% compared to February 2022.
- Theft accounted for 17% of the financial losses of all crimes for the reporting month.

Financial Losses Comparison			
Description	February 2022	February 2023	
Burglary	\$26,212	\$10,946	-58%
Theft	\$215,558	\$59,794	-72%
Motor Vehicle Theft	\$64,500	\$280,001	334%
Total	\$306,270	\$350,741	14.52%



Arrest Data Comparison February

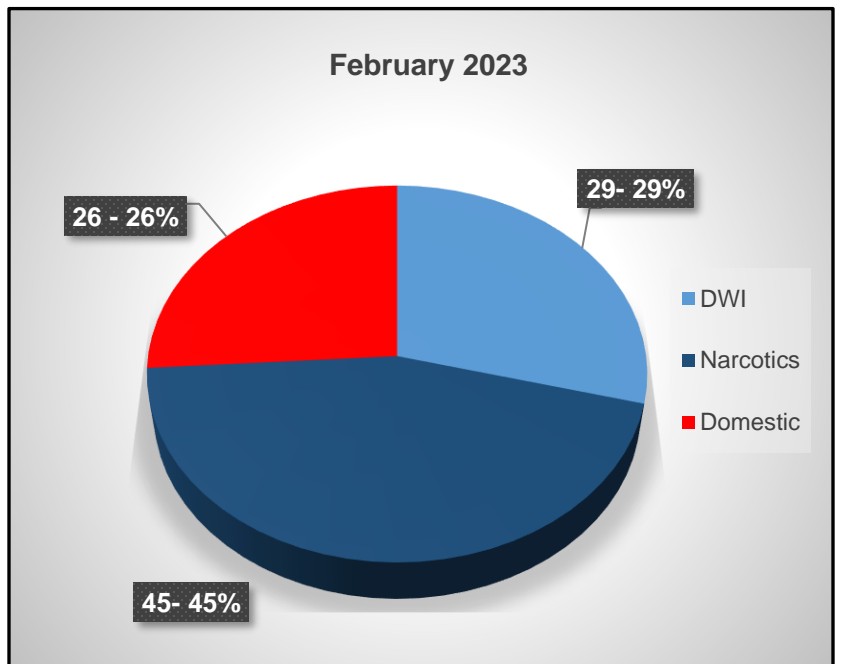
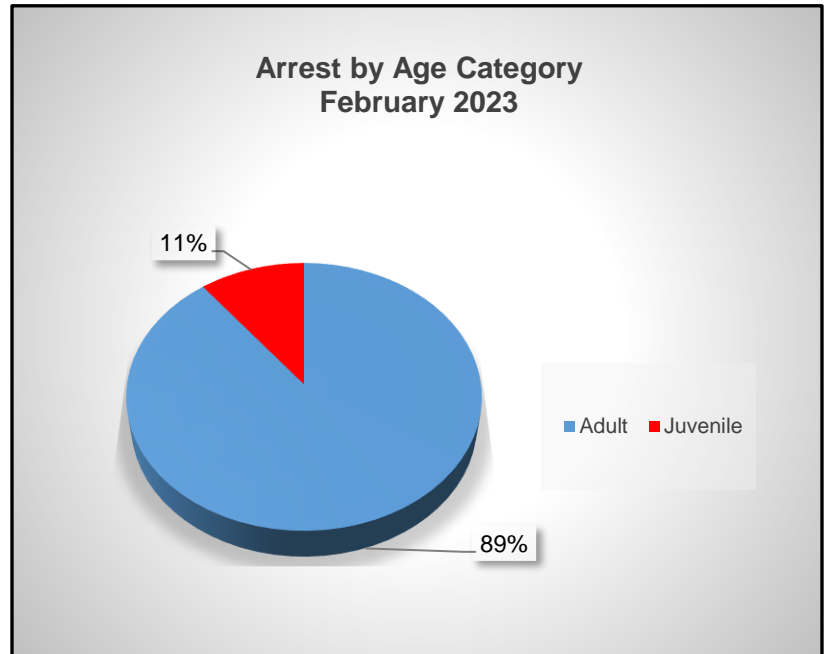
Arrest Totals February		
Year	2022	2023
Total	192	235
Comparison	22.40%	

Domestic Arrest Totals February		
Year	2022	2023
Total	21	26
Comparison	23.81%	

DWI Arrest Totals February		
Year	2022	2023
Total	16	29
Comparison	81.25%	

Narcotic Arrest Totals February		
Year	2022	2023
Total	52	45
Comparison	-13.46%	

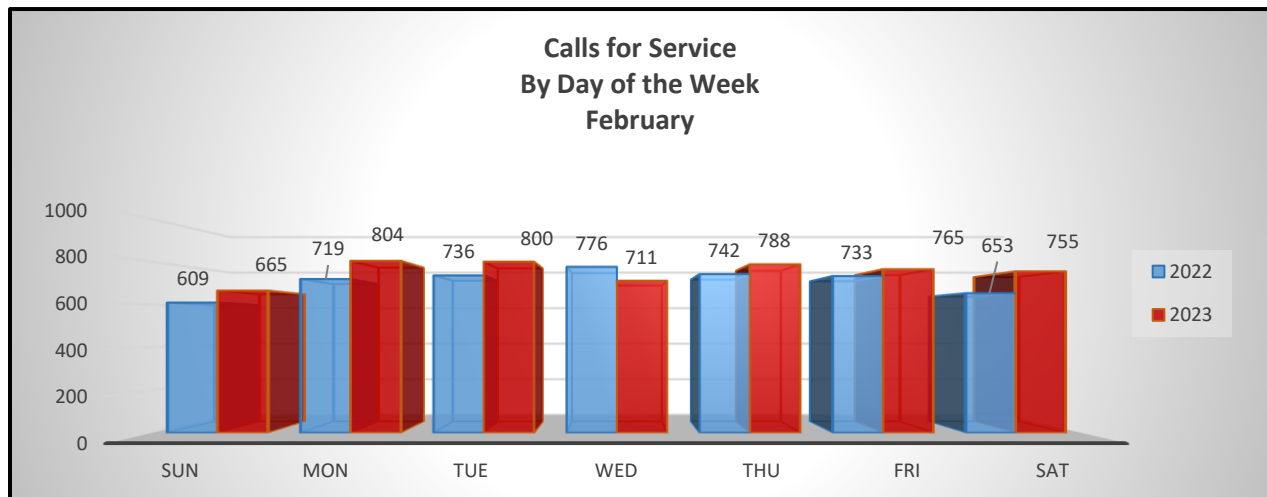
Arrest Totals By Description February		
Description	2022	2023
Domestic	21	26
DWI	16	29
Narcotic	52	45
Total	89	100
Comparison	12.36%	



Communications Calls for Service

Calls for Service February			
Day of the Week	2022	2023	Difference %
Sunday	609	665	9.20%
Monday	719	804	11.82%
Tuesday	736	800	8.70%
Wednesday	776	711	-8.38%
Thursday	742	788	6.20%
Friday	733	765	4.37%
Saturday	653	755	15.62%
Total	4968	5288	6.44%

- February 2023 totaled 5,288 calls for service.
- An increase of 6.44% when compared to 2022.



Training Division

- A total of 142 Police department employees received training. Training hours totaled 1,994 hours.

Date	Course Description	Number of Officers	Total Hours
2/1/2023	Honor Guard	7	28
2/3/2023	Drone Training	6	48
2/8/2023	Drug Investigations for Street Officers	2	48
2/10/2023	SWAT	14	114
2/10/2023	Patrol Rifle Instructor Course	4	160
2/16/2023	Blue NIMS Training	3	48
2/17/2023	Aransa Pass- Dispatch Training	2	48
2/17/2023	FBI LEEDA SLI	1	40
2/17/2023	TCOLE 2106	8	320
2/17/2023	Aransa Pass- Dispatch Training	2	48
2/21/2023	PPO's Rule, Regulation & Policy	4	32
2/21/2023	Truck & Bus Enforcement	9	32
2/22/2023	PPO's Edinburg City Ordinance	4	36
2/22/2023	Truck & Bus Enforcement	8	32
2/23/2023	PPO's Edinburg City Ordinance	4	32
2/23/2023	Juvenile,Firearms,Gangs,Traffic Stops,Warr. Searches	8	128
2/24/2023	FTO Scenario Week	11	440
2/24/2023	PPO's Edinburg City Ordinance	4	32
2/24/2023	SWAT	14	112
2/24/2023	Hidden Compartment Training	1	8
2/28/2023	5 day Homicide & Death Investigation	2	16
2/28/2023	PPO's Report Writing/Mobile	4	32
2/28/2023	5 day Homicide & Death Investigation	2	16
2/28/2023	PPO's Report Writing/Mobile	4	32
2/28/2023	TCOLE 2107	3	48
2/28/2023	TML- Use of Force	5	40
2/28/2023	TML Sage Police Vehicle Operations	6	24
		142	1994
PISTOL/RIFLE Re-Qualifications		Officers	
Pistol			
Rifle			

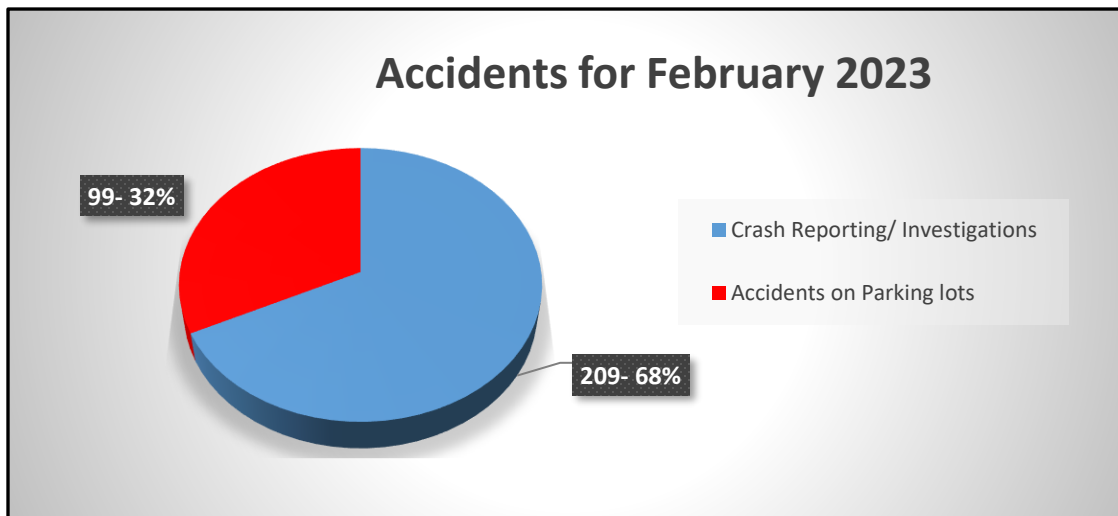
OPERATIONS DIVISION-Patrol

Edinburg Police Department Reports as required by Section 550.063 of the Texas Transportation Code. State Statutes and City Ordinances govern the reporting and investigation requirements.

- The Texas Peace Officer's Crash Reporting is a collection of data by Law Enforcement throughout the State of Texas.

Accident Comparison			
Description	February 2022	February 2023	Difference %
Crash Reporting/ Investigations	263	209	-20.53%
Accidents on Parking lots	43	99	130.23%
Total	306	308	0.65%

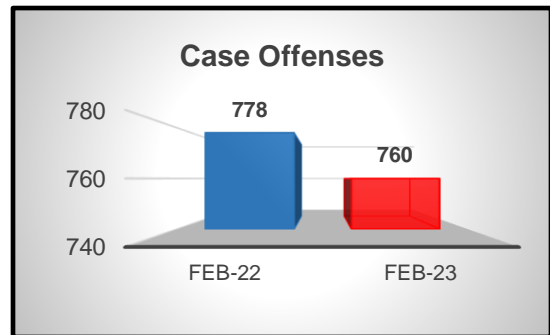
- A total of 308 accidents were reported for the month. An increase of 0.65% when compared to last year.



- Of the 308 accidents the "Crash Reporting/Investigations" category accounted for 68%.

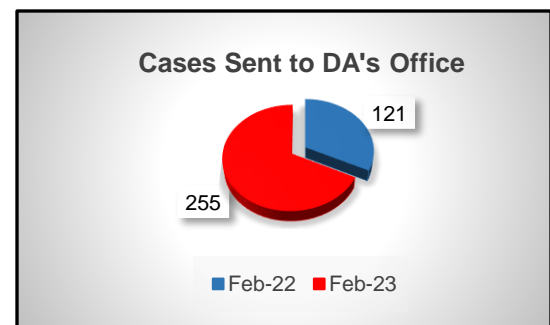
Criminal Investigations Division

Offenses Reported for February		
Month/Year	Number of Cases	Difference %
Feb. 2022	778	-2%
Feb. 2023	760	



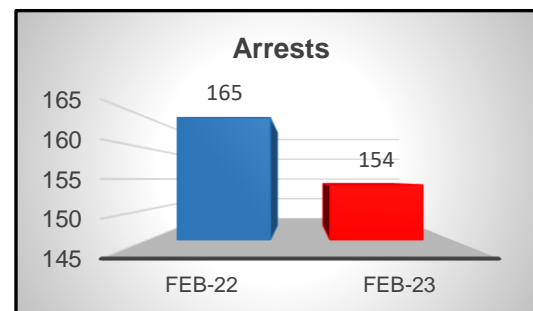
- Criminal Investigations reported a total of 760 cases. This reflects a decrease of 2%.

Cases Sent to DA's Office for Prosecution		
Month/Year	Number of Cases	Difference %
Feb. 2022	121	111%
Feb. 2023	255	



- A total of 255 cases were sent to DA's Office. An increase of 111% when compared to last year.

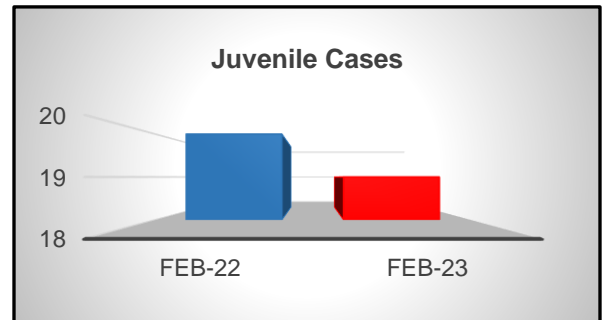
Number of Assigned Cases closed by Arrest		
Month/Year	Arrests	Difference %
Feb. 2022	165	-7%
Feb. 2023	154	



- Number of assigned cases closed by arrest totaled 154. Arrests decreased by 7% when compared to last year.

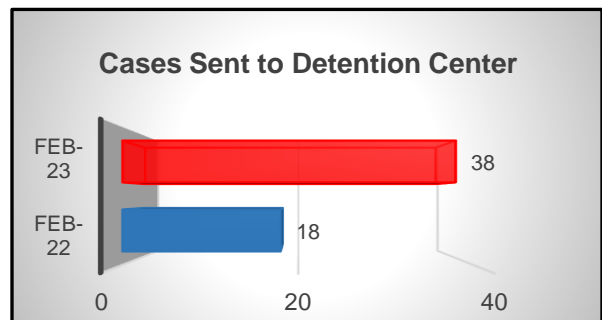
Juvenile Investigations Division

Juvenile Investigations Cases		
Month/Year	Number of Cases	Difference %
Feb. 2022	20	-5%
Feb. 2023	19	



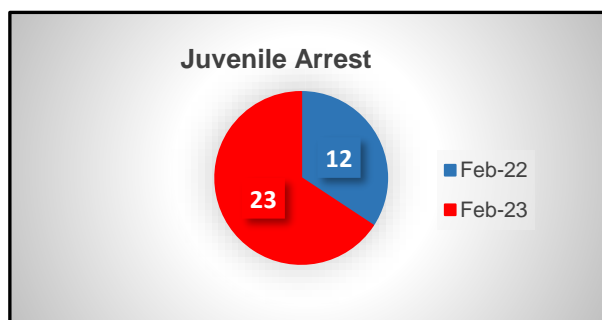
- Reporting month totaled 19 Juvenile cases. A decrease of 5% when compared to last year.

Juvenile Cases Sent to Detention Center for Prosecution		
Month/Year	Number of Cases	Difference %
Feb. 2022	18	111%
Feb. 2023	38	




- A total of 38 cases were sent to the Detention Center. An increase of 111% when compared to last year.

Juvenile Arrests		
Month/Year	Arrests	Difference %
Feb. 2022	12	92%
Feb. 2023	23	



- Reporting month totaled 23 arrests for this year. An increase of 92% when compared to last year.


PUBLIC WORKS



PUBLIC WORKS MONTHLY REPORT		
February 2023	MONTHLY	YTD
STREETS-POTHOLE PATCHING		
Pothole Patched (# of)	226	6349
Cold Mix Used (Tons)	10.5	182.5
Hot Mix Used (Tons)	45.99	209.53
Primer MS-1 Used (Gallons)	0	20
Millings (CY)	0	0
SeeClickFix Work Orders	0	11
Phone Work Orders	0	80
STREET PAVING		
Caliche Used (Tons)	0	0
Primer MS-1 Used (Gallons)	600	16650
Hot Mix Used (Tons)	124.15	4727.51
Millings (Tons)	0	0
Square Yards	0	0
Lane Miles	0.07954545	7.65241478
STREET GRASS REMOVAL		
Blocks	0	0
Debris (CY)	0	0
STREET SWEEPING		
Downtown Gutter Miles Swept:	0	49.3
Arterial Gutter Miles Swept:	0	290.3
Residential Gutter Miles Swept:	0	125.4
Total Miles Swept:	227.3	482.8
Cubic Yards of Debris	381	917.9
Total Gallons of Water:	0	3926
ON-CALL REPORTS		
Streets Division: (# of)	0	16
Traffic Division: (# of)	7	17
TRAFFIC CONTROL REPAIRS/INSTALLATIONS		
Traffic Lamps Replaced: (# of)	14	56
Street Signs Made: (# of)	144	384
Street Signs Installed: (# of)	139	927
Traffic Signal Repaired or Replaced: (# of)	42	175
THERMOPLASTIC MARKINGS (Striping):		
Quantity Used (lbs):	0	5
Lineal Feet:	0	0
STREET LIGHTS		
Lights Out: (# of)	0	114
Upgrades (#of)	3	16
New Installations: (# of)	0	3

SPECIAL EVENTS		
Number of Events:	13	28
Type III Barricades Used: (# of)	242	580
Saw Horses Used: (# of)	33	86
Traffic Signs Used: (# of)	58	133
Man Power: (Hrs.)	672.5	1789
Message Boards: (# of)	17	28
RIGHT OF WAY MAINTENANCE		
Sidewalks, Subd Facing: # of blocks	1011	4491
Right of Way: Mowing: # of blocks	0	7614.02
ROW TREE CLEARANCE		
Tree Trimming Blocks:	18	79
Debris: (CY)	66.96	187.96
STORM INFRASTRUCTURE MAINTENANCE		
Storm Inlets Vaccummed & Cleaned: (# of)	26	409
Storm Line Jetting (L.F.) :	0	250
Culvert Pipe Installed/Repaired: (L.F.)	11	231
Inlet Top Replacement: (# of)	4	19
DITCH MAINTENANCE		
Bar Ditches Cleaned/Regraded (L.F.) :	100	2410
Drain Ditches ROW Mowed (L.F.) :	159327	443001
Drain Ditches Re-Profiling (L.F.) :	0	9750
GRAFFITI REMOVAL		
Graffiti:Work Orders: (# of)	2	10
Area Cleaned: (SF)	204	1247
DOWNTOWN BEAUTIFICATION		
Blocks Swept: (L.F.) :	0	0
Alleys Cleaned: (L.F.) :	4922	16823
Sidewalks Cleaned: Blocks	201	934
ALLEY CLEANUP		
Alleys cleaned:(# of)	11	11
Debris Removed - Cubic Yards	0	0
STORMWATER INSPECTIONS		
Small Visual/Ground Commercial/Subdivision: (# of)	0	124
Large Visual/Ground Commercial/Subdivision: (# of)	0	93
Stormwater Pollution Prevention Plan (SW3P): (# of)	0	6
SUBDIVISION REVIEWS		
Commercial: (# of)	12	31
Multi-Family: (# of)	15	55
Subdivision Over 5 acres: (# of)	4	17
Subdivision Less than 5 acres: (# of)	4	12
SeeClickFix WORK ORDRES		
Streets - Completed: (# of)	0	19
ROW - Completed: (# of)	4	23
Traffic - Completed: (# of)	0	11
Stormwater - Completed: (# of)	0	0
Street Lights - Completed: (# of)	6	19

SOLID WASTE MANAGEMENT





134,567

LANDFILL PUBLIC TRANSACTIONS



4.76 PPPD

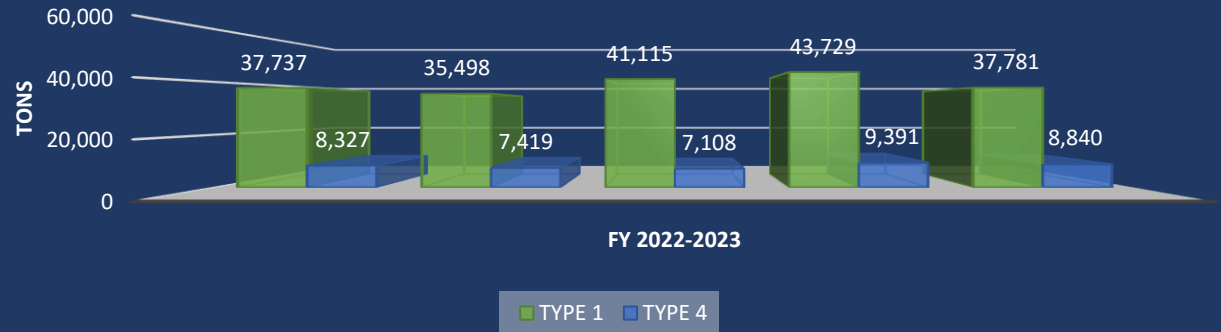
COMBINED COLLECTED WASTE P/CAPITA*



28.69 TONS

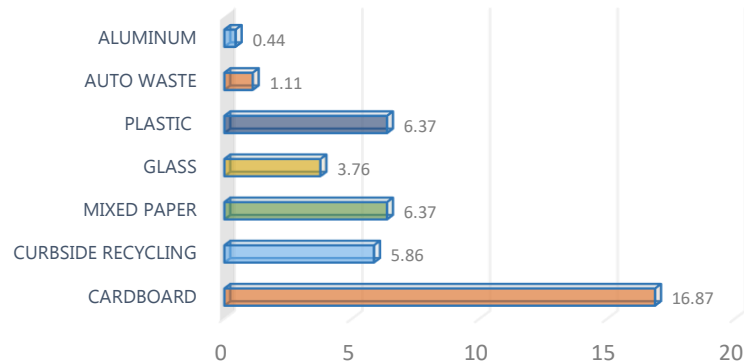
PROCESSED TIRES

CITY OF EDINBURG REGIONAL SANITARY LANDFILL MONTHLY DISPOSAL TONNAGE



*BASED ON 2021 CENSUS

TOTAL TONS OF RECYCLED MATERIAL



1,824 ACTIVE CURBSIDE RECYCLING ACCOUNTS
8% PARTICIPATION RATE



COMMERCIAL ACCOUNTS



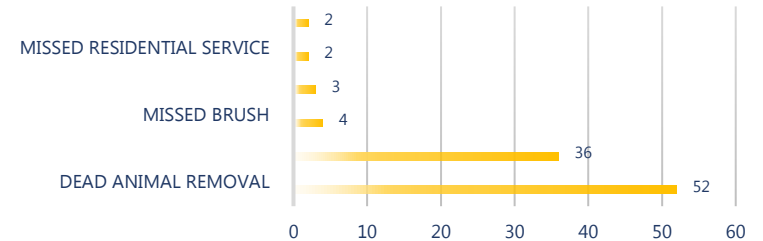
RESIDENTIAL ACCOUNTS



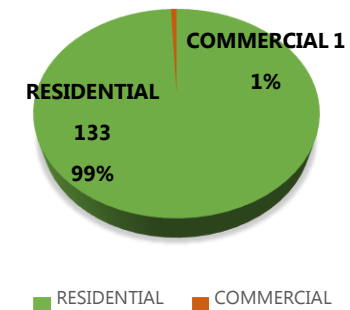
ROLL-OFF SERVICE REQUESTS

EDINBURG 311

SEECCLICKFIX WORK ORDERS RECEIVED



MISSED COLLECTION SERVICES DOCUMENTED




FEBRUARY 2023



CITY OF EDINBURG
**SOLID WASTE
MANAGEMENT**

Page 272

UTILITIES





Utilities/Systems Division
Monthly Report for
February '2023



SYSTEMS DIVISION

SANITARY SEWER COLLECTION		
DESCRIPTION	CURRENT MONTH	YTD
Jet & Vacuumed S/S Lines	58	107
Manhole Maintenance	666	2490
Total Footage of Jetted Lines	34345	97051
Spotted stub-outs for plumber	2	21
Spotted sewer mains for plumber	95	344
Adj./replaced manhole ring/cover	2	28
Repaired Sewer Mains	0	5
Repaired Sewer Services	3	15
Video Taped Lines	6	41
Sewer Back Up (Sig 6)	50	132
Installation of Manholes	0	0
Responded to Sewer Odor Complaint	2	26
Non-Compliance	22	26

WATER METER		
	CURRENT MONTH	YTD
Hydrant Connects	4	18
Meter Connects	412	1733
Meter Disconnect	267	1204
Meter Leak	56	297
Meter Transfer	161	771
Meter Recchecks	48	422
Meter Digouts	2250	3593
Meter Changes	60	369
Meter Repaired	0	0
UPB Connects	398	2128
UPB Disconnects	413	2332
Meter Removals	51	567
Hi / Low Reports	2102	12548
Routes Read	136	668
Tampering	2	96

WATER DISTRIBUTION		
	CURRENT MONTH	YTD
Repaired Service Lines	7	36
Replaced Angle Stops	18	59
Adjust./relock. Meter Boxes	10	51
Installed Meter Boxes	78	299
Changed Out Meters	0	12
Spotted Water Lines	219	523
Maintained Fire Hydrants	29	116
Weeded Fire Hydrants	15	59
Painted Fire Hydrants	8	53
Repaired Fire Hydrants	9	18
Dress-Ups	86	396
Located Valves	67	723
Adjusted Valves	15	52
Prepared Street Cuts	2	10
No Water Complaints	4	18
Flushed Dead Ends	42	421
Installed Valve Boxes	14	31
Opened Water	61	165
Closed Water	61	173
Low Pressures (PSI)	5	38
Water Samples	6	35
GPS Assets	15	313
Meter Installations	85	303
Hydrant Installation	3	6
Signal 4 (leak at meter)	28	173
Signal 5 (water main leak)	11	78
Taps	87	332

METER STATISTICS		
DESCRIPTION	CURRENT MONTH	
3/4 INCH METER	85	
1 INCH METER	0	
2 INCH METER	2	
4 INCH METER	0	
COMMERCIAL	1	
INDUSTRIAL	0	
RESIDENTIAL SINGLE-FAMILY	85	
RESIDENTIAL MULTI-FAMILY	0	
INSTITUTIONAL	0	
IRRIGATION	1	



Water Plant Monthly Report FEBRUARY 2023 for City Council



WEST EDINBURG WATER PLANT - 1752 S. MON MACK RD.



DOWNTOWN WATER PLANT - 500 E. MAHL.

WATERSHED		CITY'S RESERVOIR CAPACITY		
STATUS	AMISTAD/ FALCON (AC. FT.)	ELEVATION	DEPTH	GALLONS
FULL	3,392,096.00	109	15.00	196,875,000
CURRENT	1,094,580.00	107.50	13.50	177,187,500
% CAPACITY	32.27%	90.00%		

2/15/2023

WATER RIGHTS

ACRE FEET AVAILABLE		TOTAL ACRE FEET AVAILABLE	YTD CHARGED ACRE FEET	THIS MONTH CHARGED ACRE FEET	COMBINED BALANCE ACRE FEET
H.C.I.D. #1 Cert. # 0816-001	H.C.I.D. #2 Cert. # 0808-000				
10,847.670	3,969.477	14,817.147	1,227.53	737.130	13,589.617

PURCHASED TREATED WATER (MG)

NORTH ALAMO WATER SUPPLY (FM 2812)	8.208	CITY OF MCALLEN	1.623	YTD-COMB. TOTAL	35.005
------------------------------------	-------	-----------------	-------	-----------------	--------

DOWNTOWN WATER TREATMENT PLANT (DWTP)

RATED CAPACITY MGD	RAW WATER (INTAKE) MGD				TREATED WATER (EFFLUENT) MGD				THIS MONTH RECYCLE BASIN (MG)	Year-to-Date RECYCLE BASIN (MG)	SLUDGE Disposed to WEST WATER (gals)	
	TOTAL	AVG.	MAX.	MIN.	TOTAL	AVG.	MAX.	MIN.			MONTH	YTD
10.00	143.507	5.125	6.399	3.537	134.993	4.821	5.894	3.247	18.807	61.593	30,400	179,800

WEST EDINBURG WATER TREATMENT PLANT (WEWTP)

RATED CAPACITY MGD	RAW WATER (INTAKE) MGD				TREATED WATER (EFFLUENT) MGD				THIS MONTH RECOVERY BASIN (MG)	Year-to Date RECOVERY BASIN (MG)	SLUDGE Disposed to LANDFILL (Tons)	
	TOTAL	AVG.	MAX.	MIN.	TOTAL	AVG.	MAX.	MIN.			MONTH	YTD
16.00	233.584	8.342	9.875	7.425	173.418	6.194	7.347	5.358	12.350	63.921	77.93	517.87

COMBINED PLANT CAPACITIES

RATED CAPACITY MGD	RAW WATER (INTAKE) MGD				TREATED WATER MGD				Max Comb. Treated Flow MGD	MAXIMUM TREATMENT % CAPACITY	WATER LOSS	
	TOTAL	AVG.	MAX.	MIN.	TOTAL	AVG.	MAX.	MIN.			WATER SALES CONSUMPTION MG (metered sales)	% WATER LOSS
26.00	377.091	13.467	16.274	10.962	308.411	11.015	13.241	8.605	13.108	50.42%	0	100.00%

WATER QUALITY

- All water quality sampling and analysis is in compliance.

MAINTENANCE AND INSPECTIONS:

- Routine maintenance was performed to the water treatment plants, booster stations and elevated water storage tanks mechanized & electrical equipment.
- Daily inspections were performed at the booster stations and elevated water storage tanks.
- The influent and effluent water quality is continued to be monitored by staff.

Wastewater Plant Monthly Report February 2023



Edinburg Wastewater Treatment Plant - 1202 N. M. Road, Edinburg Texas 78538

RAW WASTEWATER (INFLUENT) (MGD)					TOTAL PLANT CAPACITY This Month		
Max Capacity	Total MG	AVG.	MAX.	MIN.	MGD	AVG. MGD	TREATMENT % CAP.
10.200	261.125	9.326	10.200	8.638	12.3	9.326	74%

Sludge Management (Aug. 2022-Dec.2022)		
Cubic Yds. Disposed	Tons Disposed	Tons Disposed YTD
528	459.24	2,160


WASTEWATER QUALITY:

- Effluent quality has improved.


MAINTENANCE AND INSPECTIONS:

- Routine maintenance was performed to the wastewater treatment plants and lift station's mechanized & electrical equipment.
- Daily inspections were performed at the lift stations.
- The influent and effluent water quality is continued to be monitored by staff.

NON- CITY DEPARTMENT REPORTS



BOYS AND GIRLS CLUBS OF EDINBURG-RGV





**BOYS & GIRLS CLUBS
OF EDINBURG
RIO GRANDE VALLEY**

LEGACY NEWS

FEBRUARY 2023



LIGHTING UP FUTURES

Our 2023 year has kicked off to a great start! We hosted our 2023 "Steak" in Your Community signature fundraiser of the year, awarded our Youth of the Year scholarship recipient and Junior Youth of the Year recipient, partnered with Ross Dress for Less's Edinburg store for their annual cause-marketing campaign, and hosted our first Community Partner Networking Event.



Board of Directors

George Cardenas

President, Vantage Bank

Eduardo "Eddy" Villanueva

Vice President, County of Hidalgo

Sixto Garza

Treasurer, Six Shooter Softwash

Daniela Aguilar

Secretary, Vantage Bank

Juan Delgado

Noble Texas Builders

Joe Quiroga

Texas National Bank

Duane Guzman

Noble Texas Builders

Robert Lopez

Excelsis Global Private Wealth



Leadership Team

Daisy Martinez

Chief Executive Officer

Noe Nunez

Program Supervisor 2 - Legacy Youth

Sara Lara

VP of Operations

Samantha De La Cruz

Program Supervisor 1

Olivia Lemus Lucio

VP of Resource Development & Marketing

Nicholas Jimenez

Program Supervisor 2

Maxine Rodriguez

Outcome & Compliance Supervisor

Mariza Saucier

Program Supervisor 1

Daniella Guzman

Social Worker

Gloria Segovia

Program Supervisor 1



Mission Statement

To provide opportunity to all youth in a positive caring environment to enable them to become productive, responsible, influential citizens.



WE COWBOY'D UP FOR KIDS!

Our 14th Annual "Steak" in your Community 2023 signature fundraiser of the year was a tremendous success! From our delicious cuisine prepared and generously donated by the Palacios Family Endowment to our LIVE Music by the River Rock Band to our grand announcement of our Youth of the Year scholarship recipient and Guest Honoree Former DA Ricardo Rodriguez, every detail made our special event unforgettable!

We would like to thank all of our committed sponsors, community partners, businesses, and guests that helped us successfully raise thousands of crucial dollars for our programs and services. We achieved record breaking numbers that surpassed our initial fundraising goal!





**BOYS & GIRLS CLUBS
OF EDINBURG
RIO GRANDE VALLEY**

NEW WHEELS, NEW OPPORTUNITIES!

The Boys & Girls Clubs of Edinburg
Rio Grande Valley was selected to
receive a “Driving Great Futures”

Transportation Grant from Bridgestone
Retail Operations to fulfill the current

transportation needs of our organization. Boys
& Girls Clubs of America identified reliable and safe

transportation as one of the biggest challenges preventing kids from gaining access to high
impact out-of-school programming.

Boys and Girls Clubs of Edinburg will use our new vehicle to safely and reliably transport our
Club Members to and from after-school programs and field trips and provide otherwise
inaccessible opportunities for our kids.

Thanks to Bridgestone and Hacienda Ford's generosity along with a passionate anonymous
philanthropist, we will continue to impact more youth and teens by providing them with safe
spaces, positive mentors, and the life-enhancing programs they need to thrive.





Mia Rincones
2023 Youth of the Year




2023 YOUTH OF THE YEAR COMPETITION

Youth of the Year is Boys & Girls Clubs of America's premier recognition program, and our BGCE-RGV Youth of the Year title is the highest honor a Club member in our Edinburg community can receive. In the month of February, Boys & Girls Clubs of Edinburg RGV named Mia Rincones our 2023 Youth of the Year. Mia Rincones received a scholarship of \$6,640 to use for her post-secondary college education. Mia is a high school senior attending IDEA College Prep Edinburg and plans to attend UT Austin where she will major in Public Health. Mia has been a Club Member for 10+ Years and is active within her community. Extra Curricular and affiliations include varsity basketball, powerlifting, & National Honor Society. Mia credits BGC-Edinburg & Club Staff

In her speech, Mia proudly stated, “Working on your dreams with the help of a positive role model allows you to believe in your own ability for success.” Thank you for using your voice, Mia, and congratulations!

Additionally, Boys & Girls Clubs of Edinburg RGV named Ava Rendon as our 2023 Jr. Youth of the Year. Ava Rendon is the proud daughter of Nikole and Jose Rendon, she is 10 years old and is in the 5th Grade attending Idea Academy in Edinburg. While attending Boys & Girls club of Edinburg, Ava has learned about the influence staff have on her and how they help her and other members make good choices for their future. She learned about emotional wellness in her Smart Moves class and how to manage her emotions in different ways. She enjoys the fun activities offered at the BGCE Legacy Center and our summer program. Ava is an amazing club member and is very proud to be represent the BGCE RGV as our Junior Youth of the Year. Congratulations Ava!

To learn more about how you can support our Youth of the Year Competition and scholarship opportunities email daisymartinez@edinburgkids.com



Ava Rendon
2023 Jr. Youth of the Year



GET CONNECTED!

COMMUNITY PARTNER NETWORKING EVENT



Our Boys and Girls Clubs of Edinburg Youth and Family Support Services hosted their inaugural Get Connected: A Community Partners Networking Event, that strategically brought community partners together to connect and establish partnerships that will allow us to provide greater resources to our youth and teens across our region.

A total of 17 agencies attended the event, ranging from local banks to mental health institutes and nonprofit organizations. All agencies were excited to come together and educate one another on the available resources we can offer to our community--especially our most underserved colonias. Because of the tremendous success we had, the Boys and Girls Club of Edinburg RGV has committed to start hosting an annual networking event.





SCORING GREAT DEALS WHILE BUILDING GREAT FUTURES!

Ross Stores invests in brighter futures by supporting programs that unlock the full potential of the next generation, and partners with local nonprofits that build academic achievement and life skills in underserved youth. Every year, Ross customers are invited to donate to support BGCA at checkout to help local kids learn.

This year, Boys & Girls Clubs of Edinburg matched with its closest Ross location 437 E Trenton Rd, Edinburg, TX 78539. Where customers were encouraged to donate at the register and have their dollars support Power Hour at our local Boys & Girls Club.

Customers had the option to round up their purchase to the nearest dollar and donate the difference, or make a donation of \$1, \$2, \$5 or another amount. Ross will match donations at the register up to a total of \$400,000 nationally.

On behalf of the Board of Directors, Club staff and our youth, we'd like to say thank you to our supporters who donated to Power Hour, our homework help program. Your generosity helps kids get one step toward their great future! We also want to thank our partners at Ross who helped create this amazing opportunity for our Club!





SCIENCE • TECHNOLOGY • ENGINEERING • MATHEMATICS

BOYS & GIRLS CLUBS OF EDINBURG RGV

**March
13-17**

**Spring Break Camp
The Legacy
Center**

702 Cullen St.
Edinburg, TX 78541

**STEMTASTIC
SPRING BREAK**



**First 250 kids to register
receive a**

FREE

Camp T-Shirt

STEM-ACTIVITIES

**ARTS & CRAFTS
GAME ROOM FUN
COMPUTER LAB
BREAKFAST & LUNCH**



**Free for Current Members
\$35 for New-Members**

FREE camp for qualifying Military, Driscoll Participants and
La Posada & Hidalgo County Pct.4 Residents.

STEMtastic

Fun Fair & Science of Holi Festival

Friday, March 17, 2023



**BOYS & GIRLS CLUBS
OF EDINBURG
RIO GRANDE VALLEY**

CALL 956.383.2582 FOR REGISTRATION OR MORE INFORMATION

BOYS & GIRLS CLUBS OF EDINBURG DOES NOT DISCRIMINATE BASED ON RACE, COLOR, NATIONAL ORIGIN, SEX, RELIGIOUS CREED, DISABILITY, AGE,
POLITICAL BELIEFS, OR REPRISAL OR RETALIATION FOR PRIOR CIVIL RIGHTS ACTIVITY IN ANY PROGRAM OR ACTIVITY.

Follow Us on Social Media



BOYS & GIRLS CLUBS
OF EDINBURG
RIO GRANDE VALLEY

Let's Get Connected for Our Latest News & Updates!
Join our Mailing List!



Join our Mailing List



on Facebook @edinburgkids



on Instagram @edinburgkids



on TikTok @edinburgkids



Want to help?

There are many ways you can help support after school programming and the youth in our community. Contact the Boys & Girls Clubs of Edinburg RGV to learn more about our programs!

You can make a difference for children that lasts a lifetime. The gift of your financial support or your time as a program volunteer will help to ensure that the programs of the Boys & Girls Clubs continue to change lives for the better. Our mission is to help young people, especially those from disadvantaged circumstances, realize their potential as productive, responsible and caring citizens, and your donation of time and treasure can help make this a reality.

Annual Community Supporters

Throughout our history, Boys & Girls Clubs of Edinburg RGV has leveraged the expertise and resources of other organizations to broaden our reach and deepen our impact. Our reputation for exceptional program delivery has, in turn, made us a sought after partner for organizations seeking to provide beneficial programs or services to children and teens. Boys & Girls Clubs of Edinburg RGV's annual supporters play a vital role in serving members in leveraging maximum impact and in helping us develop effective citizens and leaders among the youth whom we serve.

Corporate Combination Sponsors

Initiated in 2008, today our corporate combination partnerships program is designed to promote a long-term committed joint partnership that is mutually beneficial to the Company and the Boys & Girls Clubs of Edinburg RGV.

Fundraising Events

Special event sponsorships provide an opportunity to support Boys & Girls Clubs of Edinburg RGV with the additional benefits of social networking and marketing for your group or organization. Special event sponsorships provide an opportunity to support Boys & Girls Clubs of Edinburg RGV with the additional benefits of social networking and marketing for your group or organization.

Endowment Gifts: Planned Giving

Boys & Girls Clubs of Edinburg RGV's Endowment Fund provides a permanent source of revenue to future programs.

Giving Through Your Will

A specific dollar amount, specific asset, or percentage of an estate may be specified in a donor's will or trust to be paid to the Boys & Girls Clubs of Edinburg RGV. Our hope is to serve you and help your family become members of The Heritage Club. These are individuals, like you, who are passionate about supporting all young people, especially those who need us most, to reach their full potential as productive, caring and responsible citizens. They have become members of The Heritage Club by making a planned gift. We invite you to explore the benefits of gift planning and to see how your gift might help save a child.

Giving Appreciated Assets

A charitable deduction for both income tax can be taken based on the fair market value of the stock at the time your gift is made. Gifts of low-basis stock can produce larger charitable deductions. A gift of closely-held stock can allow the donor to maintain control of the corporation while still claiming both capital gains and income tax deductions. A gift of appreciated real property will allow the donor to avoid capital gains tax as well as brokerage fees and closing costs.

Giving Life Insurance

New or current life insurance policies may be transferred or irrevocably assigned to the Boys & Girls Clubs as beneficiary; or a donor can retain ownership of a policy, pay the premium and simply name the Boys & Girls Clubs as the beneficiary. Both have substantial tax benefits to the donor and the donor's estate.

Charitable Remainder Trust

A significant donation can be structured in a trust as either a lifetime income for one or more beneficiaries, with the income going to the Boys & Girls Clubs, or with the lifetime income going to the Boys & Girls Clubs and the remainder going to the beneficiaries. Trusts can be designed to meet individual needs of the donor to provide savings on income, capital gains and estate taxes.

Gift Annuity

These vehicles are a legal agreement to transfer money or securities to the Boys & Girls Clubs. The donor receives fixed payments for life based on his or her age, prevailing interest rates and an actuarial table, as well as an income tax deduction for the donated asset value.

One Campaign

Now more than ever, we need your help. Your gift of \$300 or more, or a gift of any size, will help provide deserving youth the opportunity to participate in after-school programs that help kids succeed in school, stay out of trouble, plan a career and become productive caring citizens. Without the support of people like you, it will not be possible to serve all of the youth that need a Boys & Girls Club.



One day in the life of a child can make a huge impact on her future.


One caring adult can create an unbreakable bond with a vulnerable child that will last throughout his lifetime.

One Boys & Girls Club can offer hope to an entire neighborhood.

One gift from you can open the door to a brighter tomorrow for more of our children.

For more information contact: Daisy Martinez at 956.383.2585
or visit www.edinburgkids.com

EDINBURG CHAMBER OF COMMERCE



SHARE:

[Join Our Email List](#)

Business Owner Demographics Survey

The Edinburg Chamber of Commerce is often presented with grants, awards, and various opportunities for qualifying business owners. Please fill out the survey below so we can update our database to better serve you when presented with catered opportunities.

Take Survey Now!



Edinburg Chamber FYI

FEB 2023

EDINBURG CHAMBER NEWS



Edinburg Chamber Announces Grammy Award Winner As Fiesta Edinburg Headliners

The Edinburg Chamber of Commerce (ECC), Bert Ogden & Fiesta Dealerships, and the City of Edinburg announced the return of the 54th annual Fiesta Edinburg on February 2, 2023, during a press conference at Bert Ogden Arena.

The festival will run through March 2 - 5, 2023 at the Bert Ogden Arena, and is expected to draw thousands of spectators to the city of Edinburg.

During the press conference, ECC announced a highly anticipated lineup of musical acts. Set to perform on Friday, March 3, 2023 is Grammy Award winner, Los Tigres Del Norte. "This will be the return of Los Tigres Del Norte since their last show in 2018," said Ronnie Larralde, Executive Director of the Edinburg Chamber of Commerce. Texas Country favorite, the Randy Rogers Band will be headlining Saturday, March 4, 2023.

Tickets for each concert can be purchased at www.bertogdenarena.com.

Fiesta Edinburg to bring Free Family Entertainment

Attendees can also expect family-friendly attractions such as the Heart of America Carnival, America's Got Talent Fearless Flores Family, and Contacto animal and dinosaur exhibits. Additionally, organizers announced the return of the highly anticipated Fiesta Edinburg Parade. The parade will take place on Saturday, March 4, 2023, at 10 a.m. on Closner Boulevard.

The chamber asks participants to show their excitement for the festivities with a Fiesta-themed float. Those interested in participating can call 956-383-4974 to enter their float. Fiesta Edinburg is the Edinburg Chamber's largest celebration. Besides being a fun, quality of life event for the city of Edinburg and the Rio Grande Valley, Fiesta Edinburg also

symbolizes an important moment in Edinburg's history. Fiesta Edinburg is known as a big party that was created to commemorate Edinburg's County Seat.

ECC would like to thank their presenting sponsors Bert Ogden and Fiesta Dealerships, Edinburg Economic Development Corporation, and City of Edinburg. For more information on Fiesta Edinburg visit **www.edinburg.com** or call



MARCH 2-5, 2023
BERT OGDEN ARENA
4900 S I-69C,
EDINBURG, TX 78539

ZAMORA
LIVE!

FRIDAY, MARCH 3, 2023

**LOS TIGRES
DEL NORTE**



SATURDAY, MARCH 4, 2023

**RANDY ROGERS
BAND**



FOR MORE INFORMATION CALL

(956) 383-4974

WWW.EDINBURG.COM

**FREE FAMILY
ENTERTAINMENT
FIESTA EDINBURG
PARADE (MARCH 4)**

**CARNIVAL
FEARLESS FLORES
FAMILY
CONTACTO ANIMAL**

**TICKETS ON
SALE NOW**



EXPLORE
EDINBURG

EDINBURG
SOUTHWEST TEXAS

THE CITY OF
Edinburg

EDINBURG
Economic Development Corporation



SPONSORSHIP

EXHIBITOR BOOTHS



Congratulations **Realtor 956 Rene Flores** on your new real estate venture. Chamber ambassadors and board members congratulated Renee Flores with a ribbon cutting ceremony. We wish you the best of luck in your new business venture. If you have any questions regarding real estate, buying or selling, feel free to reach out! REALTOR956 Rene Flores (956) 250-2084



Thank you, Sabrina Walker-Hernandez, CEO of **Supporting World Hope**, for presenting an Effective Communication seminar for our members! During the seminar, our members had the opportunity to learn different communication styles to manage their teams effectively. For more upcoming Edinburg Chamber seminars & events please visit <http://ow.ly/sxnN50MKHUy>



Edinburg Chamber Names Ambassador of the Month!

Earlier this week we had the pleasure of hosting our monthly ambassador meeting. During the meeting, our chamber members had the opportunity to share ideas, network, and plan for the month of February. We want to thank Sandy Trevino, owner of **The Bakers Dozen RGV**, for treating our Ambassadors to some delicious treats.



Additionally, Brenda Molina and Jorge Fuentes were named February Ambassadors of the Month! Brenda and Jorge have helped shown tremendous support during all of our events and have supported membership growth by bringing in a combined 5 new members. Congratulations to you both and thanks for all your support! To learn more about our Chamber Ambassador Program, please contact the Edinburg Chamber of Commerce at 956-383-4974



WELCOME
NEW MEMBERS



VISIT WWW.EDINBURG.COM FOR A FULL LIST OF CHAMBER MEMBERS

UPCOMING CHAMBER EVENTS





INDUSTRY SPOTLIGHT MIXER: REAL ESTATE

THURSDAY, FEBRUARY 9, 2023
4:30 P.M. - 7:00 P.M. | HW SEAFOOD STEAKHOUSE

SPONSORED BY:



CROSSCOUNTRY

MORTGAGE™

Edwards

Abstract and Title Co.



Edinburg Chamber to host Real Estate Industry Spotlight Mixer

The Edinburg Chamber of Commerce (ECC) will host a Real Estate Spotlight Mixer as a part of their Industry Mixer Series. The professional networking event will be hosted on Thursday, February 9, 2023, at H.W. Seafood & Steakhouse, 613 E. Trenton Rd from 4:30 P.M. - 7:00 P.M.

From realtors to contractors the ECC welcomes all professionals in the real estate industry. RSVP will be required!

RSVP



EXPLORE EDINBURG **EDINBURG**
FRIDAY, FEB 17, 2023
11:30 A.M. - 3 P.M.

WINTER TEXAN CASINO DAY!

LIVE MUSIC | CASINO GAMES PRIZES | DANCE

REGION ONE SERVICE CENTER
 1900 W SCHUNIOR ST, EDINBURG, TX

CALL EDINBURG CHAMBER FOR TICKETS
 (956) 383-4974 | TICKETS \$7

Winter Texan Casino Day Makes a Return!

The Edinburg Chamber & CV will be hosting its second annual Casino Day in appreciation of its returning winter visitors. Sponsorships and exhibitor booths are now available. For more information please contact the Edinburg Chamber to 956-383-4974 or email marketing@edinburg.com

[Get More Info!](#)

WEBINARS & SEMINARS

SBDC Smart Start

February 09, 2023, at 2 P.M.

Do you have a business idea? Are you interested in starting your own business?

This webinar will provide you with the information and steps necessary for a smart start, plus get you ready for your one-to-one, business advisement session for ongoing assistance!

[Register Now](#)



AMERICA'S SBDC TEXAS SOUTH-WEST **UT RIO GRANDE VALLEY** **The University of Texas Rio Grande Valley** **UTRGV** **POWERED BY SBA**

SBDC SMART START

DATE: FEBRUARY 9, 2023
TIME: 2:00 PM-3:00 PM CST
PLACE: LIVE WEBINAR
FEE: NONE
[REGISTER HERE](#)

UTRGV.EDU/SBDC

Do you have a business idea?
 Are you interested in starting your own business?

This session provides you with the information and steps necessary for a smart start, plus get you ready for your one-to-one, business advisement session for ongoing assistance!

Session highlights:

- Determine Personal Fit
- Evaluate Your Market
- Understand Financial Needs
- Pursue Your Business Idea

Presented by:
 Marcela Amador
 Senior Business & Trade Advisor
 UTRGV Small Business Development Center

Hosted and promoted by:
 This session is offered by the UTRGV SBDC with promotional support from its Resource Partner Network.



Small Business Tax Questions - Ask the CPA 2023

Tax season will be here sooner than you think! If you have tax questions, we have tax answers.

Join us for this LIVE Q&A session with certified CPA and small business tax expert Micah Fraim. A whole hour dedicated to answering your tax-related questions and concerns, offering tax advice you can implement throughout the year.

RSVP



Get Your Local Business on Google Search and Maps

Learn how your business can appear on Google search and Google maps by creating a Google Business Profile.

Tue, Feb 14, 2023 1:00 PM EST

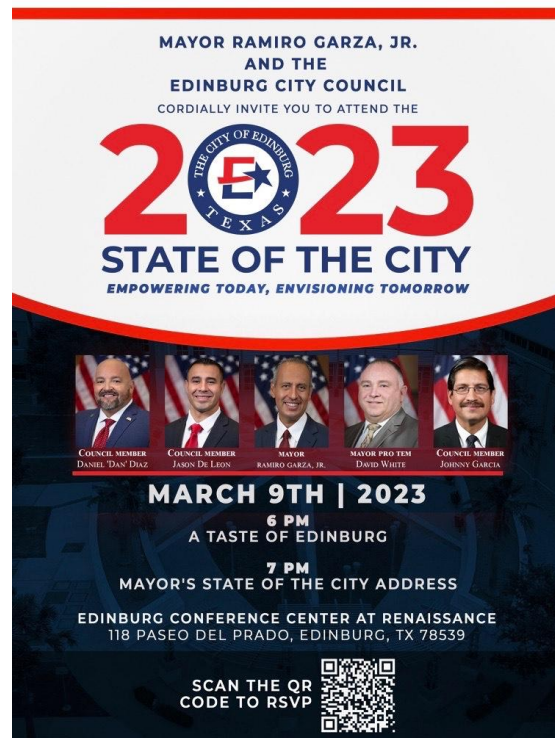
RSVP

MEMBER & COMMUNITY NEWS

Save the Date: Edinburg Mayor Ramiro Garza, Jr. to Host 2023 State of the City Address

City of Edinburg Mayor Ramiro Garza, Jr. will deliver the 2023 State of the City Address on March 9, 2023, at the Edinburg Conference Center at Renaissance, located at 118 Paseo Del Prado, Edinburg, TX. This is Mayor Garza's first State of the City Address since taking office. The event is scheduled to begin at 6 p.m., with the Mayor's Address scheduled to start at 7 p.m. This annual affair highlights the City's direction and plans for upcoming projects and vision for the future.

The community and business leaders are welcome to attend this great informative event. The State of the City Address will be rebroadcast on the City's government access channel, ECN 1300, and streamed live on the City's Facebook page.



Heritage & History Day to feature living history demonstrations

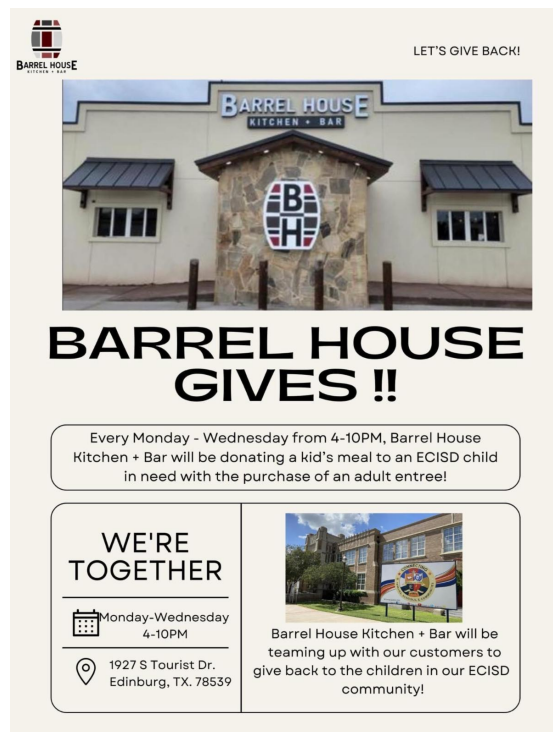
The Museum of South Texas History presents Heritage and History Day scheduled from 10 a.m. to 3 p.m. Saturday, Feb. 11.

The community event highlights the culture of South Texas people through regional folkway demonstrations ranging from hands-on activities to live performances.

Museum staff will host several hands-on activities such as embroidery using yarn and plastic needlepoints. Another activity includes a role-playing voting booth that assigns participants with a character card, determining whether they can or cannot vote. Attendees are welcome to watch or participate in butter churning, an essential chore practiced when modern equipment was not available. Other living history demonstrations include knitting, leather crafts, rope making and roping.

Music and dance are important to the foundation of cultures, so grab a seat and enjoy live performances by Las Palmas Folklórico and Mariachi Rey Azteca. The Lipan Apache Tribe of Texas will share the history of its people through song and dance on the performing stage as well.

Bring the whole family to enjoy a day at the Museum of South Texas History Saturday, Feb. 11. Visit www.mosthistory.org/events for the latest updates on Heritage and History Day.





Puppy Love A Formal Affair

Help us celebrate the return of Puppy Love to McAllen on February 18th! This event is always a fun time to get together with top-dog community members and raise money to help the lost and homeless animals who so desperately need our help. We're saving thousands of lives each year through our adoption and rescue programs, with fosters and volunteers easing the burden. But we couldn't do it without our generous donors. We hope you'll consider being one of our valued sponsors this year. The number of tables at the McAllen Convention Center is limited, so be sure to reserve your table.

Hope to see you in February!

Yours truly,

Puppy Love 2023 Chairs

Byron Jay Lewis, Keely Lewis, Mark Lewis,
Jordan Lewis



UTRGV Athletics to Celebrate 60th Anniversary of Men's Basketball National Championship with Throwback Uniforms FEB. 9

The University of Texas Rio Grande Valley (UTRGV) Department of Intercollegiate Athletics announced on Thursday plans to honor the 60th anniversary of the 1962-63 national championship men's basketball team in-part by wearing throwback Pan American College Broncs uniforms on Thursday, Feb. 9 during the 6:30 p.m. game against UT Arlington at the UTRGV Fieldhouse.

UTRGV will also honor members of the team on the court during the game and present the Sam Williams Endowed Scholarship, named for the legendary Hall of Fame head coach of the national championship team, before the game.

This is the kickoff to homecoming weekend. Fans are encouraged to head to the parking lot at 6 p.m. for the annual burning of the UTRGV letters before coming inside for the game.

Tickets are on sale now and can be purchased online at [UTRGVTickets.com](https://utrgvtickets.com) or by contacting the UTRGV Athletics Ticket Office team of **Eddie Galvan** (956-222-2935) and **Ryela Rodriguez** (956-329-0884) over the phone or through email at tickets@utrgv.edu.

Current UTRGV students receive free admission with a UTRGV student ID.

Led by All-American and Hall of Famer **Luke Jackson**, the 12th-ranked Broncs went into the NAIA Tournament as one of the nation's hottest teams, winning 17 of their final 19 games. Pan American cruised through its first three contests, beating Peru State 83-48, Stetson 64-41, and Northern Michigan 99-73.

Pan American won the championship 72-63. Jackson earned MVP honors after averaging 26.4 points and 18.6 rebounds throughout the tournament.

Pan American was the second four-year institution of higher education in Texas to win a college men's basketball national championship and remains one of only seven to do so, along with East Texas State (now Texas A&M-Commerce) (1955, NAIA), Texas Western (now UTEP) (1966, NCAA Division I), Texas Southern (1977, NAIA), St. Mary's (1989, NAIA), Texas Wesleyan (2006 and 2017, NAIA), and Baylor (2021, NCAA Division I).



JOIN US FOR OUR POST-RUN MARKET

HOSTED BY TENTS ON 10TH!



8:00AM. SATURDAY. FEBRUARY 11TH. 2023

EDINBURG MUNICIPAL PARK - 714 S. RAUL LONGORIA ROAD

BENEFITTING: DAMIAN'S HEARTBEAT HERO FUND

T-SHIRT DEADLINE: FRIDAY, DECEMBER 30TH 2022

EDINBURG, TX. 78542

5K RUN \$25 (MILITARY/FIRST RESPONDER/STUDENT \$15) ♥ MIRACLE MILE \$15 ♥ VIRTUAL \$35

FINISHER MEDALS FOR ALL RUNNERS ♥ CHIP TIMED ♥ AGE GROUP AWARDS ♥ PRIZE RAFFLES

REGISTER: THE ATHLETIC COLLECTIVE, LLC (FACEBOOK) ♥ VALLEY RUNNING COMPANY (MCALLEN) ♥ FOOTWORKS (HARLINGEN)

CONTACT: (956)460-9589 (AFTER 4:00PM PLEASE) ♥ THEATHLETICCOLLECTIVE@GMAIL.COM [f](#) [i](#) [t](#) [a](#)





NEWS

raymond.pedraza@txdot.gov
956-702-6102



TRAFFIC ALERT

EDINBURG – Beginning Sunday night, February 5, 2023, TxDOT contractor IOC Company, LLC, will begin mill and overlay operations on State Highway 107 (University Drive) between FM 2061 (McColl Road) and 10th Avenue, in the City of Edinburg.

Weather permitting, crews will work in the evening and overnight hours, between 7 pm & 6 am. The mill and overlay process will resurface the existing roadway.

Drivers will encounter lane reductions and possible delays while crews are present. To keep everyone safe, motorists should slow down and stay alert in this work zone.

The expected completion date for this project is March 9.

###

The Texas Department of Transportation is responsible for maintaining 80,000 miles of road and for supporting aviation, rail, and public transportation across the state. Through collaboration and leadership, we deliver a safe, reliable, and integrated transportation system that enables the movement of people and goods. Find out more at txdot.gov. "Like" us on [Facebook](#) and follow us on [Twitter](#).

Our Values: People • Accountability • Trust • Honesty

An Equal Opportunity Employer
www.txdot.gov | [TxDOT on Facebook](#) | [TxDOT on Twitter](#)

EDINBURG CHAMBER OF COMMERCE

Phone: (956) 383-4974
602 W. University Dr.
Edinburg, TX 78539

Visit Us Now

Keep in Touch!



THE OFFICIAL NEWSLETTER OF THE



MOVE YOUR BUSINESS FORWARD



JOIN US AT OUR
NEXT EVENT!



FOLLOW US ON OUR SOCIALS

@EDINBURGCHAMBER

EDINBURG CHAMBER NEWS



Winter Texan Casino Day set for Feb 17.

Does your business want to reach the Winter Texan demographic? Well, we have the perfect exhibitor opportunity for you! We will host our 2nd annual Winter Texan Casino Day on Friday, February 17, 2023, at the Region One Service Center, 1900 W. Schunior St. Edinburg, TX. Join us as we host over 300 Winter Texans from across the Rio Grande Valley.

Limited exhibitor booths are available. Please contact us at 956-383-4974 or email marketing@edinburg.com for more information.



IceSkate N' Boogie Now Open!

NEW TO EDINBURG, TX! The RGVS only ice skating rink, Ice Skate & Boogie. Ice Skate & Boogie is located on 1009 N. Closner Blvd. Edinburg, TX 78539. Open Monday - Sunday from 12 P.M. -10:30 P.M. Skating fee \$15. Event reservations are also available! For more information call (956) 603-7838



Edinburg Chamber hosts first mixer of the year

Thank you to everyone who joined us at our first mixer of the year! The mixer was held on Thursday, February 9, 2023. We hosted over 100 real estate professionals at **HW Seafood SteakHouse**. Thank you to our sponsors, **Edwards Abstract and Title Co.** and Cross Country Mortgage. We hope you had a fantastic time! For more upcoming events, visit <https://edinburg.com/event-calender/>



Fiesta Edinburg Parade Makes Return!

Get ready for a vibrant celebration of culture and community! The Fiesta Edinburg Parade is returning for its Fiesta Edinburg annual event and you're invited to participate.

The highly anticipated parade will be held on Saturday, March 2, 2023, at 10:00 AM. Join the parade and show your support for Edinburg's rich cultural heritage. This family-friendly event will feature colorful floats, music, and costumes, and is a wonderful opportunity to come together and celebrate the diverse community of Edinburg. To participate, please contact the Fiesta Edinburg Parade Committee at (956) 383-4974 or visit our website at www.edinburg.com for more information.

Don't miss out on the fun! We look forward to seeing you at the Fiesta Edinburg Parade.

[Register Now](#)

VIP Tables Available for Randy Rogers Band Concert

The Edinburg Chamber will have VIP tables available for Saturday night for its Randy Rogers Band. To make a reservation please contact the Edinburg Chamber of Commerce at 956-383-4974



Leadership Edinburg Class Host Successful Benefit Luncheon

Leadership Edinburg Class XXXIV would like to thank all who attended and supported their fundraiser benefiting **The American Legion Post 408**. During the luncheon, the class announced their project to the community. The project will pay tribute to those who have served and local heroes through a beautification project for the American Legion Post 408 building.

This includes installing a new digital sign, servicing the landscaping, and updating the flag poles. If you or your business would like to contribute to our project, please contact the Edinburg Chamber at 956-383-4974.

UPCOMING CHAMBER EVENTS

You're Invited!

Grand Opening & Ribbon Cutting

**Pediatric Nephrology &
Hypertension Clinic Near YOU!**

Date: Thursday, February 16, 2023 **Time:** 10 a.m. – 12 p.m.

Location: 800 East Dove Ave. | Suite A | Edinburg, Texas 78539

South Texas Health System Clinics is pleased to announce the opening of its newest Pediatric Nephrology Clinic easily accessible and conveniently located off East Dove Avenue and North McColl Road.

Join us for our Grand Opening & Ribbon Cutting and discover just how easy it is to access quality medical care for your entire family.

Light breakfast and refreshments will be served.

Please RSVP by February 10th to Juan Bourgeat
at juan.bourgeat@uhsinc.com
or call **956-662-3716**.
Learn more about us at sthsclinics.com



South Texas Health System Clinics is strictly adhering to all local county and CDC guidelines for this limited attendance event. Masks will be required for those attending and social distancing will be in place. For language assistance, disability accommodations and the non-discrimination notice, visit our website. 21286000-303204 6/21



EXPLORE **EDINBURG** TEXAS **EDINBURG** CHAMBER & CV

FRIDAY, FEB 17, 2023

11:30 A.M. - 3 P.M.

WINTER TEXAN CASINO DAY!

LIVE MUSIC | CASINO GAMES PRIZES | DANCE

REGION ONE SERVICE CENTER
1900 W SCHUNIOR ST, EDINBURG, TX

CALL EDINBURG CHAMBER FOR TICKETS
(956) 383-4974 | TICKETS \$7

Winter Texan Casino Day Makes a Return!

The Edinburg Chamber & CV will be hosting its second annual Casino Day in appreciation of its returning winter visitors. Sponsorships and exhibitor booths are now available. For more information please contact the Edinburg Chamber to 956-383-4974 or email marketing@edinburg.com

Get More Info!



Spirit Halloween Check Presentation & Healing Garden Ribbon-Cutting

SOUTH TEXAS HEALTH SYSTEM CHILDREN'S

You are cordially invited to join us for the official Spirit Halloween proceeds check presentation ceremony from Spirit of Children to the Auxiliary to South Texas Health System for the Child Life program at South Texas Health System Children's and participate in the official ribbon-cutting ceremony of the hospital's Children's Healing Garden.

THURSDAY, FEBRUARY 23, 2023
10:00 AM

STHS CHILDREN'S MAIN LOBBY
1102 W Trenton Rd, Edinburg, TX 78539

Refreshments and light food will be served.

Please RSVP to Kassandra Rodriguez at
(956) 388-2033 or
Kassandra.Rodriguez@uhsrgv.com.





MARCH 2-5, 2023
BERT OGDEN ARENA
4900 S I-69C,
EDINBURG, TX 78539

ZAMORA
LIVE!

FRIDAY, MARCH 3, 2023

**LOS TIGRES
DEL NORTE**



SATURDAY, MARCH 4, 2023

**RANDY ROGERS
BAND**



FOR MORE INFORMATION CALL

(956) 383-4974

WWW.EDINBURG.COM

**FREE FAMILY
ENTERTAINMENT
FIESTA EDINBURG
PARADE (MARCH 4)**

**CARNIVAL
FEARLESS FLORES
FAMILY
CONTACTO ANIMAL**

**TICKETS ON
SALE NOW**



EXPLORE
EDINBURG

EDINBURG
CITY OF EDINBURG

THE CITY OF
Edinburg

EDINBURG
Economic Development Corporation



SPONSORSHIP

EXHIBITOR BOOTHS

WEBINARS & SEMINARS

Business Owner Demographics Survey

The Edinburg Chamber of Commerce is often presented with grants, awards, and various opportunities for qualifying business owners. Please fill out the survey below so we can update our database to better serve you when presented with catered opportunities.

Take Survey Now!



Internability Conference

February 16, 2023, at 2:30 P.M.

TWC welcomes **Catarina Rivera, Health Coach** as the Keynote Speaker at the **#TXInternsUnite #Internability** Conference on Feb 16! This virtual event will highlight exclusive internship opportunities for Texans with disabilities! Join us for workshops, panel discussions, and networking opportunities! Register for FREE!

[Register Now](#)



Get Your Local Business on Google Search and Maps

February 14, 2023, 1:00pm EST

If you want your business to appear in Google search or on Google maps, you need to have a Google Business Profile. Having a profile and keeping it up to date makes you 70% more likely to attract location customers and 50% more likely to lead to a purchase.

In this webinar, our expert presenter will teach you the basics of a Google Business Profile, how to build one and the best strategies and tips to keep your profile fresh and up to date.

[Register Now](#)



UTRGV is a Proud Member of The Texas South-West SBDC Network

THE HR PROCESS



DATE: FEBRUARY 22, 2023
TIME: 10:00 AM-12:00 PM CST
PLACE: LIVE WEBINAR
FEE: NONE

[REGISTER HERE](#)

Are you a small business employer?

This session covers the appropriate steps to take when planning for human resources in a small business, including what each step entails and its importance!

Session Highlights:

- Organizing your HR process
- Understanding the importance of each step
- Developing good HR practices
- Q/A

UTRGV.EDU/SBDC

Presented by:

Cristina Cantu
Senior Business & HR Advisor
UTRGV Small Business Development Center

Hosted and promoted by:

This session is offered by the UTRGV SBDC with promotional support from its Resource Partner Network.



UTRGV SBDC The HR Process

“The HR Process” covers the appropriate steps to take when planning for human resources in a small business, including what each step entails and its importance.

Feb 22, 2023 10:00 AM

RSVP



IRS Small Business Tax Workshop

Thu, Feb 16, 2023 1 PM - 2 PM CST

No cost virtual event. Do you know your small business tax responsibilities? This workshop is to inform business owners of their tax obligations. Tax information for each of the small business structures is provided along with a review of independent contractors versus employees, and an introduction to tax forms required from a small business. Presented by Meece' R. Thorne, IRS Communications & Liaison Sr. Stakeholder Liaison. The Texas South-West SBDC's have partnered together to bring you expert content to help your small business grow and succeed!

RSVP

ENVY BEAUTY LOUNGE

Edinburg, Texas

“ Thank you for everything you do at the UTRGV SBDC!”

Yaritza Cantu, Owner



UT RIO
GRANDE
VALLEY

The University of Texas
Rio Grande Valley

Shear Triumph

The Situation: New to the City of Edinburg, Envy Beauty Lounge promises clients exceptional service and a luxurious experience that others will envy! The salon, owned by Yaritza Cantu, offers a variety of beauty services, including hair color, hair extensions, and formal styling, as well as makeup application for special events. Specialized services in eyelash extensions and microblading are also available.

Envy Beauty Lounge has already amassed a large following and can be found online in various social media outlets, such as Facebook and Instagram. The salon's website, rich with information on beauty services and staff experience, has over 400 client reviews and a five-star rating! As an added convenience on the site, clients can book appointments with their preferred stylist. Envy Beauty Lounge is also a new member of the Edinburg Chamber of Commerce and recently hosted a ribbon-cutting for the salon.

SBDC Assistance: Yaritza Cantu, owner of Envy Beauty Lounge, contacted the UTRGV Small Business Development Center (SBDC) for help with starting her business. With guidance from Senior Business Advisor Marivel Mata, Cantu received assistance with market research and a business plan with financial projections. The latter was essential in her application for a loan, which she successfully secured to launch the business.

Cantu shares, "I am extremely grateful for Marivel Mata's knowledge in business! Opening a small business can be a scary and confusing experience. Marivel was amazing at guiding me through the whole process and gave me the confidence to start and run a successful business".

IMPACT

1 BUSINESS
STARTED

5 JOBS
CREATED

1 BUSINESS
LOAN

Learn more about the UTRGV SBDC at utrgv.edu/sbdc



Congratulations Envy Beauty Lounge on your feature!

We would like to congratulate our member, Envy Beauty Lounge on their recent feature in the UTRGV SBDC monthly newsletter.

The local hair salon took advantage of the many services the UTRGV Small Business Development Center offers and are now reaping the benefits!

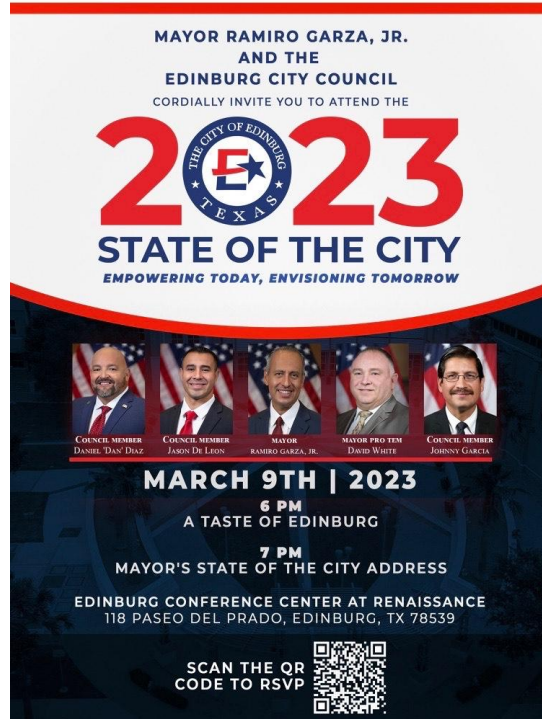
Learn more about the UTRGV Small Business Development Center services at utrgv.edu/sbdc

MEMBER & COMMUNITY NEWS

Save the Date: Edinburg Mayor Ramiro Garza, Jr. to Host 2023 State of the City Address

City of Edinburg Mayor Ramiro Garza, Jr. will deliver the 2023 State of the City Address on March 9, 2023, at the Edinburg Conference Center at Renaissance, located at 118 Paseo Del Prado, Edinburg, TX. This is Mayor Garza's first State of the City Address since taking office. The event is scheduled to begin at 6 p.m., with the Mayor's Address scheduled to start at 7 p.m. This annual affair highlights the City's direction and plans for upcoming projects and vision for the future.

The community and business leaders are welcome to attend this great informative event. The State of the City Address will be rebroadcast on the City's government access channel, ECN 1300, and streamed live on the City's Facebook page.



Puppy Love A Formal Affair

Help us celebrate the return of Puppy Love to McAllen on February 18th! This event is always a fun time to get together with top-dog community members and raise money to help the lost and homeless animals who so desperately need our help. We're saving thousands of lives each year through our adoption and rescue programs, with fosters and volunteers easing the burden. But we couldn't do it without our generous donors. We hope you'll consider being one of our valued sponsors this year. The number of tables at the McAllen Convention Center is limited, so be sure to reserve your table.

Hope to see you in February!

Yours truly,

Puppy Love 2023 Chairs

Byron Jay Lewis, Keely Lewis, Mark Lewis,
Jordan Lewis

Contact Point 360 Hiring Event

Be a part of a new company coming to the valley! Contact Point 360 will be having a hiring event at the Edinburg Workforce Solutions from 9:00am - 3:30pm located at 2719 W. University Dr. Edinburg, TX.

When: Thursday, February, 16

Where: Workforce Solutions Edinburg

Time: 9:00am - 3:30pm

Address: 2719 W. University Dr. Edinburg, TX.

Apply before attending! Walk-ins are welcomed!

[Apply Now](#)



CONTACT POINT 360 HIRING EVENT

Thur., Feb. 16
9 am - 3:30 pm

Workforce Solutions Edinburg
2719 W. University Dr.
Edinburg, Tx 78539

Customer Service Representative (On-Site)
JO#15833817 | <https://tinyurl.com/28y79h2m>

Must apply online at www.workintexas.com before attending the hiring event. Walk-ins are also welcome.

workforce EQUAL OPPORTUNITY IS THE LAW
Lopez-Rios Graciano Torres International Development DBA Workforce Solutions is an equal opportunity employer and auxiliary staff and services are available upon request to individuals with disabilities. TTY: 1-800-735-2889 or 1-800-735-2889 (voice).
Este documento contiene información importante sobre los requisitos, los derechos, las determinaciones y las responsabilidades del servicio a los servicios del sistema de la fuerza laboral. Hay disponibles servicios de idioma, incluida la interpretación y la traducción de documentos, sin ningún costo y a solicitud.

HIDALGO COUNTY		
LATEST JOB OPENINGS		
Week of Monday, February 13, 2023		
1. Accountant II	Salary: \$44,309.00	
2. Accountant III	Salary: \$48,246.00	
3. Accountant IV	Salary: \$56,274.00	
4. Cybersecurity Analyst II	Salary: \$48,246.00	
5. Deputy Fire Marshal	Salary: \$46,832.00	
6. Director, Department of Budget and Management	Salary: Depends on qualifications	
7. Fire Investigator	Salary: \$41,363.00	
8. Laboratory Information Systems Analyst III	Salary: \$56,274.00	
9. Licensed Vocational Nurse II	Salary: \$44,672.00	
10. Technician II	Salary: \$30,403.00	

Hidalgo County Job Opportunities

Be a part of the Hidalgo County family! Check out our latest job openings. Don't miss your opportunity to join our team. We have the right job for you!

Apply at:

<https://www.governmentjobs.com/careers/hidalgocountytx>



2525 S. CLOSNER BLVD.
EDINBURG, TEXAS 78541
(956) 383-2712

*Love is in
the Air! We have
great gift ideas.*

*Shop with us for your
Special Someone this
Valentine's
Day!*




**BOUTIQUE HOURS:
MONDAY THRU SATURDAY
10:00AM - 6:00PM**



Made with PosterMyWall.com

vitalant.



HIDALGO COUNTY PRECINCT 4


Blood Drive

February 16, 2023
12:30 P.M. - 4:00 P.M.

1124 North "M" Road
78542 EDINBURG, TX

Dispatch Room

Free gift and snacks for every successful donor



Sign up here!



Bring a Photo ID

For more information or to register, please contact Kassia at 956-213-7538 or use QR code. www.donors.vitalant.org

Get a Free Car Seat Inspection

Are your children **BUCKLED UP** Correctly?



Nearly 2 out of 3 are used incorrectly!

Date/Time: Thursday, February 16th, 2023
4:00 pm — 6:00 pm

Location: Edinburg Municipal Park (by fields 7-9)
714 S. Raul Longoria Rd
Edinburg, Tx 78542

Questions? Efrain Muniz @ (956)289-7734 Edinburg Police Department OR call Ayde Ordaz @ (979)321-5230
Passenger Safety KidSafe Initiatives

Don't forget to bring your child and know their weight & height!






Save a Life
Texas Department of Transportation

Educational programs of the Texas A&M AgriLife Extension Service are open to all people without regard to race, color, sex, religion, national origin, age, disability, genetic information or veteran status.

EDINBURG CHAMBER OF COMMERCE
Phone: (956) 383-4974
602 W. University Dr.
Edinburg, TX 78539

Visit Us Now

Keep in Touch!



Edinburg Chamber of Commerce | 602 W. University Drive, Edinburg, TX 78539

[Unsubscribe chamber@edinburg.com](mailto:unsubscribe_chamber@edinburg.com)

[Constant Contact Data Notice](#)

Sent by chamber@edinburg.com

THE OFFICIAL NEWSLETTER OF THE



MOVE YOUR BUSINESS FORWARD



JOIN US AT OUR
NEXT EVENT!



FOLLOW US ON OUR SOCIALS

@EDINBURGCHAMBER

EDINBURG CHAMBER NEWS

Fiesta Edinburg
MUSIC FESTIVAL • EST. 1969

MARCH 2-5, 2023
BERT OGDEN ARENA
4900 S I-69C,
EDINBURG, TX 78539

SATURDAY, MARCH 4, 2023
RANDY ROGERS BAND

STAGE

G.A. FLOOR

RES. SEATING (BOWL)

FOR VIP TABLES(10) CALL (956) 383-4974

PRESENTED BY

EXPLORE EDINBURG EDINBURG THE CITY OF EDINBURG BERT OGDEN ARENA

VIP Tables Now Available for Randy Rogers Band!

The Edinburg Chamber of Commerce will be hosting its 54th annual Fiesta Edinburg on March 2 - 5, 2023 at the Bert Ogden Arena.

This year's lineup will include Grammy Award winner, Los Tigres Del Norte. Texas Country favorites, the Randy Rogers Band and Kyle Park.

VIP tables are now available for Randy Rogers Band concert by contacting the Edinburg Chamber of Commerce to 956-383-4974. Tickets for each concert can be purchased at www.bertogdenarena.com.



DHRHealth

**Thursday
February 23, 2023**

**MASKS
REQUIRED**

Clinic Hours:

9:00 AM - 4:00 PM

Location

**Edinburg Chamber
of Commerce
602 W. University
Edinburg, TX**

**Pfizer and Moderna
Bivalent Covid-19
Vaccine Now Available:**

**Bivalent booster available to
everyone 6 months and older.**

**Must be at least 2 months from
previous dose**

Please bring proof of prior vaccine

For information, or to get a new vaccine card, call **(956) 362-6843**.

COVID-19 Vaccine Clinic To Be Held at Edinburg Chamber

The Edinburg Chamber of Commerce in collaboration with DHR Health will be hosting a vaccination clinic on Thursday, February 23, 2023, at the Edinburg Chamber, [602 W. University Dr.](#)

The vaccination clinic will be held from 9 A.M. - 4 P.M. Pfizer and Moderna Bivalent COVID-19 vaccines will be available to everyone. Children must be over 6 months old to receive a vaccine.

Those interested in a booster must have a 2 months span from their previous dose. Proof of prior COVID-19 vaccinations will be required.

For more information, or to get a new vaccine card, call (956) 362-6843.



Winter Texan Casino Day

We had the pleasure of hosting our 2nd Annual Winter Texan Casino Day for our Winter visitors on Friday, February 17, 2023. We showed them our appreciation during the event and wished them safe travels on their return home. We look forward to seeing you next winter!



STHS Clinics Celebrates Opening!

South Texas Health System Clinics celebrated the opening of its new Pediatric Nephrology Clinic with a ribbon-cutting ceremony! Conveniently located at [800 E. Dove Ave, Edinburg, TX](#). We thank you STHS Clinics, for your continued investment in our community, providing access to quality medical care.



Fiesta Edinburg Parade Makes Return!

Get ready for a vibrant celebration of culture and community! The Fiesta Edinburg Parade is returning for its Fiesta Edinburg annual event and you're invited to participate.

The highly anticipated parade will be held on Saturday, March 2, 2023, at 10:00 AM

Join the parade and show your support for Edinburg's rich cultural heritage. This family-friendly event will feature colorful floats, music, and costumes, and is a wonderful opportunity to come together and celebrate the diverse community of Edinburg. To participate, please contact the Fiesta Edinburg Parade Committee at (956) 383-4974 or visit our website at www.edinburg.com for more information.

Don't miss out on the fun! We look forward to seeing you at the Fiesta Edinburg Parade.

[Register Now](#)



Texas DPS Honors Trooper Moises Sanchez

The **Texas Department of Public Safety** held a dedication ceremony for their new patrol helicopter. This new helicopter was dedicated to fallen Trooper Moises Sanchez in honor of his service. Chief Tim Ochsner, Aviation Operations, stated this new helicopter will carry the spirit of Trooper Moises Sanchez as it services the Rio Grande Valley community and protects fellow officers.



NOW OPEN - The Break Spot!

Congratulations to Mr. George Garcia on opening your business, The Break Spot! George is a proud Leadership Edinburg alumni, and although his first business location is in San Juan, TX he decided to join the Edinburg Chamber. The Break Spot is located at [504 S Nebraska Ave, San Juan, TX](#) and serves fresh baked goods and coffee daily. We wish you the best of luck George!

Coyote Arms Opens New Building

Congratulations Coyote Arms on the opening of your new facility. Coyote Arms offers pistol and rifle bays 15-100yds, an Archery Bay, Trap Field, and 15 sporting clay. Located at [8600 N Big Five Rd. Edinburg, TX 78541](#). Book your next visit



[Learn More](#)

UPCOMING CHAMBER EVENTS



Spirit Halloween Check Presentation & Healing Garden Ribbon-Cutting

SOUTH TEXAS HEALTH SYSTEM CHILDREN'S

You are cordially invited to join us for the official Spirit Halloween proceeds check presentation ceremony from Spirit of Children to the **Auxiliary to South Texas Health System** for the Child Life program at **South Texas Health System Children's** and participate in the official ribbon-cutting ceremony of the hospital's Children's Healing Garden.

THURSDAY, FEBRUARY 23, 2023

10:00 AM

STHS CHILDREN'S MAIN LOBBY

1102 W Trenton Rd, Edinburg, TX 78539

Refreshments and light food will be served.

Please RSVP to Kassandra Rodriguez at
(956) 388-2033 or

Kassandra.Rodriguez@uhsrgv.com.





MARCH 2-5, 2023
BERT OGDEN ARENA
4900 S I-69C,
EDINBURG, TX 78539

ZAMORA
LIVE!

FRIDAY, MARCH 3, 2023

**LOS TIGRES
DEL NORTE**



SATURDAY, MARCH 4, 2023

**RANDY ROGERS
BAND**



FOR MORE INFORMATION CALL
(956) 383-4974

WWW.EDINBURG.COM

**FREE FAMILY
ENTERTAINMENT
FIESTA EDINBURG
PARADE (MARCH 4)**

**CARNIVAL
FEARLESS FLORES
FAMILY
CONTACTO ANIMAL**

**TICKETS ON
SALE NOW**



EXPLORE
EDINBURG

EDINBURG
CITY OF EDINBURG

THE CITY OF
Edinburg

EDINBURG
Economic Development Corporation



SPONSORSHIP

EXHIBITOR BOOTHS



PUBLIC AFFAIRS LUNCHEON

FRIDAY, MARCH 31, 2023

11:30 A.M. - 1:00 P.M.

EDINBURG CONFERENCE CENTER AT RENAISSANCE
118 PASEO DEL PRADO, EDINBURG, TX 78539



MONICA DE LA CRUZ
Congresswoman
15th Congressional District of Texas

MEET CONGRESSWOMAN MONICA DE LA CRUZ

Join us as Congresswoman Monica De La Cruz brings insight into her top priorities for the 118th Congressional Session. De La Cruz is the first Latina and first Republican to represent the 15th Congressional District of Texas in the United States House of Representatives.

To register, please call (956) 383-4974

Individual Tickets

Edinburg Chamber Member \$50

Non-member \$70

TABLES OF 8 AVAILABLE FOR

Edinburg Chamber Member \$500

Non-member: \$700

For all sponsorship inquiries please call
956-383-4974 or email
marketing@edinburg.com

WEBINARS & SEMINARS

Business Owner Demographics Survey

The Edinburg Chamber of Commerce is often presented with grants, awards, and various opportunities for qualifying business owners. Please fill out the survey below so we can update our database to better serve you when presented with catered opportunities.

Take Survey Now!



Special Needs Planning

KEY STEPS TO ACHIEVING FINANCIAL SUCCESS

THURS., MARCH 16, 2023, AT 12:00 NOON
WEBINAR ID: 871 1972 6525

As a parent of a child with special needs, you know there are many decisions to be made as it relates to the future of your family member with special needs. Considerations such as transitioning, future care options, and preservation of benefit eligibility are a few items that require intentional evaluation. These are especially important if you have a child who may need care for the rest of their life.

Join us as Allison Schaberg, Special Needs Financial Planner, explains how to successfully plan for your financial future.

This webinar is held in partnership with Capable Kids Programs.



Special Need Financial Planning

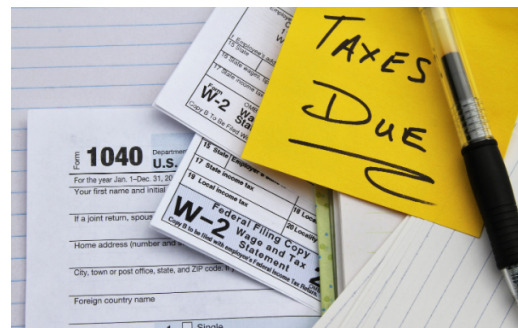
Thursday, March 16, 2023, at 12 P.M.
CK invites all parents and self-advocates to attend this great webinar we have planned for you! In partnership with Consolidated Planning, we will be offering an in-depth webinar on Special Need Financial Planning, where professionals will explain how to successfully plan for your financial future as a family and an individual with special needs. This will be an online webinar, we will send out the details to sign on using Zoom!

[Register Now](#)

Black Innovation and Entrepreneurship—Then & Now

Hosted by: U.S. Chamber of Commerce
When: Wednesday, February 22, 2023

What: In celebration of Black History Month, join the U.S. Chamber of Commerce virtually as we reflect on the historical contributions of Black entrepreneurs and discuss the challenges and opportunities they face today. This event will feature leaders who are actively working to accelerate business growth and build an inclusive economy.



Strategy Studio: Navigating Tax Season

We invite you to join us for the launch of a new series on **Thursday, February 23rd at 12pm ET** for the inaugural episode, **CO—Strategy Studio: Navigating Tax Season**. In this **30-minute virtual program** designed specifically for small business owners,

RSVP

you will hear from a tax expert and a skilled small business leader who will share their perspectives and advice on best practices for navigating your taxes, understanding the ones that apply to you, and definitive steps for preparing for the upcoming season.

RSVP

Request for Partnership in Important Business Survey

Dear TEDC Members and Business Owners/Managers:

The Texas Economic Development Council is partnering with Advantage Capital, a firm that helps make capital accessible to underserved business areas, to identify business needs in Texas. We are interested in finding out how to best support business growth through actions and policies the State of Texas and other stakeholders can implement to help increase access to capital to businesses across the state. A particular focus will be on the needs of small and rural businesses.

TEDC Members, we need your help to distribute the survey to businesses in your area – please forward this email to the businesses in your area! Business Owners and Managers, we want to better understand the challenges facing Texas businesses and the types of assistance that would best help them grow! Please participate in the survey below!

Take Survey Now!

MEMBER & COMMUNITY NEWS



UTRGV BASEBALL SINGLE-GAME TICKETS NOW ON SALE

The University of Texas Rio Grande Valley (UTRGV) Department of Intercollegiate Athletics announced on Monday that single-game tickets for the 2023 baseball season, which includes 31 home games across 30 dates, are now on sale at [UTRGVTickets.com](https://utrgvtickets.com).

Current UTRGV students receive free general admission with a UTRGV student ID.

Tickets start at \$5 for children ages 17 and under. Current UTRGV faculty and staff and senior citizens (ages 65+) can purchase tickets for \$7 while all other adults can purchase tickets for \$8.

To purchase tickets, fans can visit [UTRGVTickets.com](https://utrgvtickets.com) or contact the UTRGV Ticket Sales and Operations team of **Eddie Galvan** (956-222-2935) and **Ryela Rodriguez** (956-329-0884) over the phone or through email at tickets@utrgv.edu.

UTRGV opens the season on Friday at 6:30 p.m. against Houston Christian at UTRGV Baseball Stadium. The full season schedule can be found at GoUTRGV.com.

THE CITY OF
Edinburg
LIBRARY & CULTURAL ARTS
DUSTIN M. SEKULA MEMORIAL LIBRARY

U.S. CITIZENSHIP PREPARATION CLASSES

CIVICS **U.S. HISTORY** **EXAM TIPS**

Would you like to take the next step in becoming a citizen of the United States?

FREE EXAM PREPARATION CLASSES ARE HERE!
*All classes offered at the Dustin M. Sekula Memorial Library | 1906 S. Closner Blvd.

ENGLISH
Every Saturday
FEB. 18 - MAY. 27
11:30 AM - 1:30 PM
Tech Room

SPANISH
Every Friday
FEB. 24 - MAY. 26
5:00 PM - 7:00 PM
Tech Room




FOR MORE INFORMATION VISIT 1906 S. CLOSNR BLVD OR CALL 956.383.6246

Edwards Abstract and Title Co.

SAVE THE DATE!

19th ANNUAL STATE OF REAL ESTATE FORUM

Featuring: Dr. Ted C. Jones, Ph.D.



Dr. Ted C. Jones, Ph.D.
Chief Economist / Sr. Vice President
Director of Investor Relations
Stewart Title Guaranty Company


Thursday, March 2, 2023

8:30 am Registration & Continental Breakfast
9:00-11:00 am State of Real Estate Forum
McAllen Convention Center | 700 Convention Blvd

There is no cost to attend, however, reservations are required.
For more details, please contact:
Elva Jackson Garza, Vice President/Marketing Manager
at: elva.garza@edwardsabstract.com or 956-292-7218.
Registration Deadline | Friday, February 24th

8 Full Service Locations

Brownsville 10737 Flanders Lane Road Brownsville, TX 78521-2696 956-642-6777 brownsville@edwardsabstract.com	Brownsville 1600 Flanders Lane Road, Ste. 102 Brownsville, TX 78521-2696 956-642-6777 956-542-4201 (Fax) brownsville@edwardsabstract.com	Edinburg 3111 W. Freely Corporate Drive Edinburg, TX 78539 956-363-4861 956-363-5443 (Fax) edinburg@edwardsabstract.com	Harlingen 222 E. Van Buren St., Suite 101 Harlingen, TX 78550-4804 956-425-6777 956-412-1239 (Fax) harlingen@edwardsabstract.com
McAllen 4228 N. McCall Road McAllen, TX 78504 956-82-4891 956-421-3044 (Fax) mcallen@edwardsabstract.com	Mission 2906 E. Griffin Parkway Mission, Texas 78572 (956) 821-5220 956-289-4344 (Fax) mission@edwardsabstract.com	South Padre Island 2308 Parks Blvd. South Padre Island, TX 78597 956-761-4777 956-761-4813 (Fax) southpadre@edwardsabstract.com	Weslaco 197 W. 9th Street Weslaco, Texas 75996 (956) 684-4330 (956) 289-4343 (Fax) weslaco@edwardsabstract.com

 Ask us about Remote Online Notary Services | www.edwardsabstract.com

CLIENT VICTORY

\$927,680

**The Largest Residential Storm
Damage Judgment In Valley History**

Palker Law Firm secures record-breaking judgment for Valley client

Congratulations to our member **Palker Law Firm, PLLC**, for securing a \$927,680 judgment for their client, a local Rio Grande Valley resident living in Alton, TX. They initially had their storm damage claim denied by their insurance company. This is the largest judgment of its kind in the history of the Rio Grande Valley. If you need experienced litigators to fight against some of the biggest insurance companies and corporations in the world call the Palker Law Firm at (956) 320-0270 or visit palkerlaw.com



Kiwanis®

CLUB OF EDINBURG



ALL YOU CAN EAT PANCAKES

WITH OUR HEROES



EDINBURG ACTIVITY CENTER
123 E Mark S Pena Dr, Edinburg, TX 78539
Saturday, April 1st, 2023
8:00 am to 11:00 am



- \$7.00 DONATION**
- All You-Can-Eat Pancakes
 - 2 Sausage Links
 - Choice of Coffee, Juice, or Water

Please consider placing an advertisement in the annual Kiwanis Edinburg all- you-can eat pancake breakfast fundraiser.

LEVELS OF SPONSORSHIP

PLATINUM
\$200.00
• 6 EVENT TICKETS
<u>BUSINESS NAME</u>
• TABLE PLACEMAT
• ENTRANCE BANNER
• SOCIAL MEDIA

GOLD
\$150.00
• 4 EVENT TICKETS
<u>BUSINESS NAME</u>
• ENTRANCE BANNER
• SOCIAL MEDIA

SILVER
\$75.00
• 2 EVENT TICKETS
<u>BUSINESS NAME</u>
• SOCIAL MEDIA

All proceeds collected will be used to serve children charities of Edinburg and scholarships for our youth. For ticket information or sponsorship opportunities contact a Kiwanis Club of Edinburg member or text/email our club treasurer, Jaime Miranda at 956-219-3451, mirandaedinburg@gmail.com

Company Name: _____

Contact Name: _____

Phone: _____

Attach picture ready add or Business Card Here **All ADS are due by March 17th, 2023 ****

The Kiwanis Club of Edinburg is a 501 (c4) non-profit entity.



MOSTHistory to host FESTIBA presentations online

The Museum of South Texas History is scheduled to present during FESTIBA Feb. 27, Feb. 28 and March 2 on Facebook Live.

The first presentation titled "The Freddy González' Letters Project: Building Middle School Writing Skills with an educational partnership" will stream live on the museum's Facebook page Monday, Feb. 27, at 10 a.m.

This one-hour presentation will feature how the museum and Edinburg CISD Social Studies Department are working to integrate letters written by Sgt. González, a Vietnam War hero, and a writing curriculum framework for middle school students. Museum CEO Francisco Guajardo will lead the discussion.

The following day, Feb. 28, at 11 a.m., Exhibits & Collections Coordinator Melissa Peña will share details on building spotlight exhibits at the museum through her presentation titled, "Storytelling with Artifacts." Peña is tasked with preserving 3D artifacts and presenting them through means of spotlight exhibits to the public throughout the year.

Nature and words are to be interictally woven during the presentation titled, "The Art & Design of a Windmill," scheduled Thursday, March 2, at 10 a.m. Facilities & Security Supervisor Johnny Gonzales will share images of the Will Looney Legacy Park landscape at the museum. The park is home to several native plants, which currently are identified through artwork, and a windmill with dedication to the ranch hands of South Texas. Gonzales will share the details about native plants at the museum.

These presentations will stream live on Facebook at www.facebook.com/mosthistory/live. Viewers are encouraged to leave comments and questions during the live presentations. For more information, please contact the museum at 956-383-6911 or email Communications Officer Pamela Morales de Hendricks at pmorales@mosthistory.org.

EDINBURG CHAMBER OF COMMERCE
Phone: (956) 383-4974
[602 W. University Dr.](#)
[Edinburg, TX 78539](#)

Visit Us Now

Keep in Touch!



Edinburg Chamber of Commerce | [602 W. University Drive, Edinburg, TX 78539](#)

Constant Contact Data Notice
Sent by chamber@edinburg.com

THE OFFICIAL NEWSLETTER OF THE



MOVE YOUR BUSINESS FORWARD



JOIN US AT OUR
NEXT EVENT!



FOLLOW US ON OUR SOCIALS

@EDINBURGCHAMBER

EDINBURG CHAMBER NEWS



The 54th Annual Fiesta Edinburg Is Finally Here!

Get ready for a vibrant celebration of culture and community! The 54th annual Fiesta Edinburg will be hosted this week on March 2-5, 2023 at the Bert Ogden Arena.

The festivities will begin on Thursday, March 2, 2023, as the Heart of America Carnival will offer \$10 All You Can Ride bracelets. Festival gates will be open from 6 P.M. - 10 P.M.

Performing on Friday, March 3, 2023 is Los Tigres Del Norte and on Saturday, March 4, 2023 The Randy Rogers Band with special guest Kyle Park will perform. Attendees can expect FREE Family Entertainment, the Heart of America Carnival, America's Got Talent: Fearless Flores Family, and Contacto Animal.

The highly anticipated Fiesta Edinburg Parade will be held on Saturday, March 2, 2023, at 10:00 A.M. This family-friendly event will feature colorful floats, music, and costumes, and is a wonderful opportunity to come together and celebrate the diverse community of Edinburg. To participate, please contact the Fiesta Edinburg Parade Committee at (956) 383-4974 or visit our website at www.edinburg.com for more information.

Don't miss out on the fun! We look forward to seeing you at the Fiesta Edinburg Parade.

Fiesta Edinburg
MUSIC FESTIVAL • EST. 1989

MARCH 2-5, 2023
BERT OGDEN ARENA
4900 S I-69C,
EDINBURG, TX 78539

SATURDAY, MARCH 4, 2023
RANDY ROGERS BAND

STAGE

G.A. FLOOR

RES. SEATING (BOWL)

FOR VIP TABLES(10) CALL (956) 383-4974

PRESENTED BY

EXPLORE EDINBURG EDINBURG THE CITY OF EDINBURG BERT OGDEN ARENA

VIP Tables Now Available for Randy Rogers Band!

Experience the Randy Rogers Band and special guest Kyle Park in style at one of our VIP tables. Each table seats ten guests, with access to our VIP lounge and bar. Only 7 VIP tables remain! Call the Edinburg Chamber today at (956) 383-4974 to reserve your table. Tickets for each concert can be purchased at www.bertogdenarena.com.



MARCH 2-5, 2023
BERT OGDEN ARENA
4900 S I-69C,
EDINBURG, TX 78539

ZAMORA
LIVE!

FRIDAY, MARCH 3, 2023

**LOS TIGRES
DEL NORTE**



SATURDAY, MARCH 4, 2023

**RANDY ROGERS
BAND**



FOR MORE INFORMATION CALL
(956) 383-4974

WWW.EDINBURG.COM

**FREE FAMILY
ENTERTAINMENT
FIESTA EDINBURG
PARADE (MARCH 4)**

**CARNIVAL
FEARLESS FLORES
FAMILY
CONTACTO ANIMAL**

**TICKETS ON
SALE NOW**



EXPLORE
EDINBURG

EDINBURG
CITY OF EDINBURG

THE CITY OF
Edinburg

EDINBURG
Economic Development Corporation



FIESTA EDINBURG

MUSIC FESTIVAL * EST. 1968

FESTIVAL MAP

- | | |
|---|---|
|  FOOD VENDORS |  CONCERT PARKING ENTRANCE |
|  RESTROOM |  CARNIVAL PARKING ENTRANCE |
|  CARNIVAL PARKING |  RIDESHARE ENTRANCE |
|  CONCERT PARKING |  ADA PARKING |
|  FESTIVAL GROUNDS |  EXIT ONLY/NO ENTRY |
|  ALL TRAFFIC ENTRY |  ROAD CLOSURE |
|  EVENT ENTRANCE |  RIDESHARE DROP OFF |



FIESTA EDINBURG MUSIC FESTIVAL * EST. 1968 PARADE ROUTE

- STUDENT DROP OFF ROUTE
- FLOAT LINEUP
- SCHOOL BUS PARKING
- ★ PARTICIPANT DROP OFF
- 🚧 ROAD CLOSURE



South Texas Health System Opens Children's Healing Garden

Congratulations, South Texas Health Systems, on your new Children's Healing Garden. STHS created a tranquil environment by transforming this area into a beautiful green space for children and families to enjoy. For more



Edinburg Chamber Joins RGV Day's In Austin

Our Edinburg Chamber Staff joined the RGV Partnership for its RGV Day in Austin. Our Executive Director, Ronnie Larralde, lead a group to meet with Senators who sit on the economic development, border

information on South Texas Health
Systems - Children, visit
<http://ow.ly/WejM50N1iyI>

security, and transportation committee
to bring awareness to issues our
community faces. We would like to
congratulate the RGV Partnership on
a successful event! **#RGVproud**

WEBINARS & SEMINARS

Business Owner Demographics Survey

The Edinburg Chamber of Commerce is often presented with grants, awards, and various opportunities for qualifying business owners. Please fill out the survey below so we can update our database to better serve you when presented with catered opportunities.

[Take Survey Now!](#)

How to Improve Your Business Website to Turn Visitors Into Sales

Thu, Mar 16, 2023 1:00 PM EDT
Learn how to create a website strategy
that converts browsers into leads and
customers for your business.

[Register Now](#)

How to Use Keywords On Your Website and Social Media to Attract Customers

THURSDAY, MARCH 2 | 1:00 PM ET

Maximize the power of keywords online
for your business with help from Digital
Marketing expert, Stan Booth. Learn how
to find the best keywords for product or
service and effectively use them online.

[RSVP](#)



Special Needs Planning

KEY STEPS TO ACHIEVING FINANCIAL SUCCESS

THURS., MARCH 16, 2023, AT 12:00 NOON
WEBINAR ID: 871 1972 6525

As a parent of a child with special needs, you know there are many decisions to be made as it relates to the future of your family member with special needs. Considerations such as transitioning, future care options, and preservation of benefit eligibility are a few items that require intentional evaluation. These are especially important if you have a child who may need care for the rest of their life.

Join us as Allison Schaberg, Special Needs Financial Planner, explains how to successfully plan for your financial future.

This webinar is held in partnership with Capable Kids Programs.




Special Need Financial Planning

Thursday, March 16, 2023, at 12 P.M.
 CK invites all parents and self-advocates to attend this great webinar we have planned for you! In partnership with Consolidated Planning, we will be offering an in-depth webinar on Special Need Financial Planning, where professionals will explain how to successfully plan for your financial future as a family and an individual with special needs. This will be an online webinar, we will send out the details to sign on using Zoom!

[Register Now](#)

Request for Partnership in Important Business Survey

Dear TEDC Members and Business Owners/Managers:

The Texas Economic Development Council is partnering with Advantage Capital, a firm that helps make capital accessible to underserved business areas, to identify business needs in Texas. We are interested in finding out how to best support business growth through actions and policies the State of Texas and other stakeholders can implement to help increase access to capital to businesses across the state. A particular focus will be on the needs of small and rural businesses.

TEDC Members, we need your help to distribute the survey to businesses in your area – please forward this email to the businesses in your area! Business Owners and Managers, we want to better understand the challenges facing Texas businesses and the types of assistance that would best help them grow! Please participate in the survey below!

[Take Survey Now!](#)

MEMBER & COMMUNITY NEWS



City of Edinburg, Hometown of Grupo Frontera, Declares Grupo Frontera Day

The City of Edinburg will present a proclamation in honor of acclaimed Grupo Frontera on March 1, 2023, at 8 p.m. at the Promenade Park Amphitheater. The city invites residents to attend when city leaders declare Edinburg as the 'Hometown of Grupo Frontera.' The sons of Edinburg will also be honored with a day on the Edinburg calendar as 'Grupo Frontera Day in Edinburg.'

The Norteño group will be recognized by the Edinburg City Council to commemorate their incredible impact on the music industry. Grupo Frontera has skyrocketed in popularity with their special blend of regional Mexican music. Composed of six men - Adelaido Solís, Julian Peña Jr., Alberto Acosta, Carlos Zamora, Carlos Guerrero, and Juan Javier Cantu - Grupo Frontera is taking the music industry by storm with their charisma and their original norteño sound. They are also breaking records across social platforms, including TikTok and YouTube. Their music video for "No Se Va" amassed over 255 million views on YouTube, and they currently garner over 20 million monthly Spotify listeners.

Kicking off later this Spring, Grupo Frontera will tour over 20 cities across the U.S., sharing their hits with fans all across the country. Within their first year, Grupo Frontera currently has three songs on the Billboard Hot 100, including "Bebe Dame" with Fuerza Regida, "Que Vuelvas" alongside Carin Leon, and "No Se Va," a tremendous feat for any artist. "Bebe Dame" landed the group their first #1 hit on Billboard's Hot Latin Songs chart. "Que Vuelvas" hit #1 on Billboard's Regional Mexican Airplay chart, #6 on Billboard's Latin Airplay chart, and reached #1 on the radio.

Promenade Park Amphitheater will open its doors to the public at 7 p.m. at 201 W. McIntyre St. For more information, please contact the Sekula Memorial Library at 956-383-6246 or email arts@cityofedinburg.com. To contact Grupo Frontera or to request interviews at the event, please contact Elina Adut (eadut@eadut.com or 818-326-1099).

Pancake Breakfast

Kiwanis CLUB OF EDINBURG

ALL YOU CAN EAT PANCAKES WITH OUR HEROES

EDINBURG ACTIVITY CENTER
123 E Mark S Pena Dr, Edinburg, TX 78539
Saturday, April 1st, 2023
8:00 am to 11:00 am

\$7.00 DONATION
• All You-Can-Eat Pancakes
• 2 Sausage Links
• Choice of Coffee, Juice, or Water

Please consider placing an advertisement in the annual Kiwanis Edinburg all-you-can-eat pancake breakfast fundraiser.

LEVELS OF SPONSORSHIP

PLATINUM	GOLD	SILVER
\$200.00	\$150.00	\$75.00
• 6 EVENT TICKETS BUSINESS NAME	• 4 EVENT TICKETS BUSINESS NAME	• 2 EVENT TICKETS BUSINESS NAME
• TABLE PLACEMAT	• ENTRANCE BANNER	• SOCIAL MEDIA
• ENTRANCE BANNER	• SOCIAL MEDIA	
• SOCIAL MEDIA		

All proceeds collected will be used to serve children charities of Edinburg and scholarships for our youth. For ticket information or sponsorship opportunities contact a Kiwanis Club of Edinburg member or text/email our club treasurer, Jaime Miranda at 956-219-3451, mirandajed@edburg.com

Company Name: _____

Contact Name: _____

Phone: _____

Attach picture ready add or Business Card Here **All ADS are due by March 17th, 2023 ****


The Kiwanis Club of Edinburg is a 501 (c)(4) non-profit entity.

Edwards Abstract and Title Co.

SAVE THE DATE!

19th ANNUAL STATE OF REAL ESTATE FORUM

Featuring: Dr. Ted C. Jones, Ph.D.



Dr. Ted C. Jones, Ph.D.
Chief Economist / Sr. Vice President
Director of Investor Relations
Stewart Title Guaranty Company

Thursday, March 2, 2023

8:30 am Registration & Continental Breakfast
9:00-11:00 am State of Real Estate Forum
McAllen Convention Center | 700 Convention Blvd

There is no cost to attend, however, reservations are required.
For more details, please contact:
Elva Jackson Garza, Vice President/Marketing Manager
at: elva.garza@edwardsabstract.com or 956-292-7218.
Registration Deadline | Friday, February 24th

8 Full Service Locations

Brownsville 10731 Pineda Line Road Brownsville, TX 78521-2696 956-424-6777 brownsville@edwardsabstract.com	Brownsville 1609 Pineda Line Road, Ste. 102 Brownsville, TX 78521-2696 956-469-0777 brownsville@edwardsabstract.com	Edinburg 3111 W. Freely Corporate Drive Edinburg, TX 78539 956-363-4861 956-363-5453 (Fax) edinburg@edwardsabstract.com	Harlingen 222 E. Van Buren St., Suite 101 Harlingen, TX 78550-4804 956-424-6777 956-412-1235 (Fax) harlingen@edwardsabstract.com
McAllen 4228 N. McColl Road McAllen, TX 78504 956-462-4861 956-421-3034 (Fax) mcallen@edwardsabstract.com	Mission 2906 E. Griffin Parkway Mission, Texas 78572 (956) 851-5223 956-289-4344 (Fax) mission@edwardsabstract.com	South Padre Island 2009 Parks Blvd South Padre Island, TX 78597 956-761-6777 956-761-4813 (Fax) southpadre@edwardsabstract.com	Veslaco 101 W. 8th Street Veslaco, Texas 75988 (956) 854-4333 956-289-4343 (Fax) veslaco@edwardsabstract.com

stewart Ask us about Remote Online Notary Services | www.edwardsabstract.com

UTRGV Graduate College

GRADUATE FAIR 2023

Unlock Your Future at the **UTRGV Grad Fair!**



► **Edinburg**
March 9 | 4 -7 p.m.
University Recreation
(EUREC)



► **Brownsville**
March 23 | 4 -7 p.m.
PlainsCapital Bank
El Gran Salón (BSTUN)



To learn more, visit: link.UTRGV.edu/gradfair

We are excited to invite you to our UTRGV Graduate Fair at Edinburg or Brownsville!

This is the only time, where in one evening, you can connect with faculty from our various colleges, ask questions about their master's, doctoral, and graduate certificate programs. Plus, you can gather more information about funding, and start or complete your application on the spot!

It's your one-stop shop to kickstart your path to SUCCESS!

Here are some reasons why you should RSVP for our Graduate Fair:

Connect with Faculty: Our event brings together faculty from our graduate programs to answer all your questions about the program you're thinking about.

Funding: Discover all the possibilities for funding your graduate education including scholarships, financial aid, and any incentives departments might offer. This is your moment to get a clear understanding of what's available to you.

Start or Complete Your Application: Get guidance from admissions staff in real-time, making your application process smoother and more efficient. Save time and effort!

Join us! RSVP Now:

Register here for Thursday, March 9, 2023, any time from 4-7 PM CST in Edinburg
Or

Register here for Thursday, March 23, 2023, any time from 4-7 PM CST in Brownsville

Take advantage of this unique opportunity to connect, learn, and kickstart your path to success. **First 300 attendees get a FREE t-shirt!**

UTRGV Graduate College

Email: GradCentral@utrgv.edu

Call: 1-833-887-4842

Text: 956-446-0116

P.S. Oh, and did we mention a **\$500 Scholarship** could be yours? That's right, all you have to do is attend our Grad Fair, fill out an evaluation or start an application!


MOSTHistory to start new book club

The Museum of South Texas History invites the community to the first-ever meeting of Pages of the Past book club at 7 p.m. April 5.


Participants are encouraged to read the first book selection titled "House Built on Ashes" by José Antonio Rodríguez. During the evening, museum staff and participants will engage in a book discussion and brainstorm about the book club followed by an after-hours tour of the museum.

As this is the inaugural meeting, museum staff will ask attendees to provide feedback on how the club should move forward. Questions include: How often should it meet? Should the number of participants be limited? Any suggestions for future titles to read? Book suggestions should be related to the museum's mission to "preserve and present the borderland heritage of South Texas and northeastern Mexico for all generations."

If you would like to assist in forming the book club from the ground up, pre-registration is required. Register online at www.mosthistory.org/pages-of-the-past-book-club or call 956-383-6911 by March 31.



MUSEUM OF SOUTH TEXAS HISTORY



**Museum of South Texas History
Monthly Report
Submitted to the City of Edinburg
February 2023**

COMMUNICATIONS

Submitted by Pamela Morales, Communications Officer, January 2023 for February 2023 Meeting

Summary (2/28/2023)

Communications Team is currently working on finalizing Heritage Ranch Gala invitations, postcards and other graphic design work and preparing to advertise Community Engagement programs.

Website

Posted (5) press releases

CEO

Tech support for February Monthly Board Meeting

Co-presented at the Texas Historical Commission, remotely, on Thursday, Feb. 2

Exhibits

Borderlands-An Illustrated History by José Cisneros

Promoted exhibit on social media

Promoted custom-order products on social media

Furniture that Built the Valley

Created and designed introduction panels and text labels/panels

Designed and ordered banners

Created social media graphics

Promoted exhibit on social media

Sent press release to media

Took photographs

Alfonso “Al” Ramírez: 100 Years of Legacy

Created and designed title panel

Created social media graphics

Promoted exhibit on social media

Sent press release to media

Took photographs

Met with QuantamERA to review possible VR app

Created and designed updated text label for Sgt. González exhibit

Development

Heritage Ranch Gala

The Museum of South Texas History preserves and presents the borderland heritage of South Texas and northeastern Mexico...

Designing print invitation and postcard
The Great Historical Shootout
Sent final flier
Planet Texas 2050
Finalized transcripts for audio files
Met with team to discuss 2023 contract

Community Engagement

Sunday Speaker Series
Feb. 5: CHAPS
Promoted presentation on social media
Took photographs during presentation
Posted photographs on Facebook
Recorded presentation
Heritage and History Day
Posted on social media to promote
Printed surveys
Created online survey
Created and printed nametags
Order posterboard and bifold programs
Picked up tamales, ice, and hospitality items
Hospitality Room set up
Took photographs and posted on Facebook
Filmed event and posted video on Facebook and YouTube
Vanguard Family Day
Updated and ordered flier for event day
Finalized volunteer application for Behind the Gates
Began design work for Spring Break Scavenger Hunt
Met to discuss Big Squeeze Semi-Final future with museum and City of Edinburg
Updated several 2022 Sunday Speaker Series recordings to Vimeo
Met with ENTRE to discuss collaborations

Education

Coordinated Sgt. Gonzalez Letters Workshop letter watermark
Met with PNC to discuss March 14 program

Collections

Pages of the Past book club
Finalized logo
Promoted on social media

Communications

Attended Edinburg Tourism Group Meeting at the Edinburg Chamber
Coordinated with UTRGV to promote Charreada activities
Scheduled Constant Contact email for March

- Stories from the Rio Grande
- Edited and published episode two of season five
- UTRGV FESTIBA
 - Finalized presentation details
 - Hosted two presentations on Facebook Live
 - Sent press release to media
 - Coordinated outreach “Celebrating Black Pioneers in the Rio Grande Valley”
 - Coordinated outreach with UTRGV for 60th anniversary NAIA championship
- Coordinated outreach materials with UTRGV volunteer fair
- Attended 60th anniversary basketball championship game at UTRGV
- TAM 2023 Conference
- Confirmed session summary
 - Met with J.R. Shaw, founder of Galveston Unscripted
 - Met with UTRGV art design students
 - Assigned to create new rental rack card
 - Assigned to create new pamphlet
- Borderlines newsletter
 - Met to review articles
 - Submitted content to graphic designer
- Museum Pláticas
 - Live stream on YouTube and Facebook
 - Special guests featured Dahlia Guerra from UTRGV
 - Digital Content numbers:
 - Facebook (live and prerecorded)
 - 696 views
 - 697 YouTube (live and prerecorded)
 - 40 views

COLLECTIONS

Submitted by Kelly Francis-Love, archivist; Melissa Peña, collections and exhibits officer; Luna Galvan, registrar; and Susie Mathews, collections assistant

Acquisitions and loans; working with collections

Collections received this month include several items collected by Communications Officer Pamela M. de Hendricks including; invitations and stationery from the University of Texas Rio Grande Valley, a souvenir bandana from the Texas Tropical Trails and a face mask from the Gladys Porter Zoo. An oral history conducted by MOSTH staff for Joe E. Karam about his life and the 1963 NAIA State Championship Basketball Tournament anniversary. Several clothing items such as a winter coat and dresses, donated by Dr. Celia Billescas Hilber. Photographs of J. C. Looney and others, donated by Carol Lynn Looney. Transcripts have also been provided for all the PTX oral histories collected last year for the Natural Disaster Project and are now being proofread by student workers under the supervision of the Registrar so that they may be added onto the collection of their preexisting accession number.

The Museum of South Texas History preserves and presents the borderland heritage of South Texas and northeastern Mexico...

Conversation about the return of the two arrowheads loaned to CHAPS has begun and will be discussed further into the next month.

Interpretation; bringing the collections to life

This month Melissa installed Furniture that Built the Valley. This exhibit displayed a desk from the Bentsens, an organ from the Jacksons, and a bedroom set from the Velas. Getting ready for that exhibit, she cleaned and waxed the Bentsen desk and the Jackson organ.

Another display was installed under the stairs in honor of Al Ramirez for his 100th birthday. Artifacts and archival material were installed along with a few items lent to the museum from the family.

Patrons and public; serving the community

The whole team participated in Heritage and History Day on Feb. 11. There were two repeat patrons in the reading room this month. One of them is working on an art project about the history of agriculture. The other is focused on Mexican American rights.

Planning and progress; using best practices for continual improvement

Several shelving units were dusted and inventoried in both Southeast and Collections.

A meeting was set up to talk about the logistics of moving a donation of large furniture to Southeast storage. Plans are in the works to make space so all furniture can be stored correctly.

Kelly continued working on a collection of documents from the Sid Hardin law firm that was pulled from backlog. Susie continues to process institutional archives. Luna continues to mentor student worker Eric Richerson on best practices for archiving collections and supervises student worker Jacob Chapa during transcript proofread checks for accessioned oral history donations.

Summary

A short but busy month for the collections team included processing archive backlog, creating new exhibits and cataloging several new donations.

EDUCATION

School Tours and Contracts

- During the month of February 2023, **2,719 students and teachers** toured the museum. From September 2022 to February 2023, a total of 8,882 students and teachers have visited the museum.

School Tours	#
--------------	---

Sept-Dec. 2022	4,634
Jan. 4- Jan. 31, 2023	1,529
Feb 1-30, 2023	2,719
TOTAL to date	8,882

- Continued to facilitate and promote school tours to include new agreements with several IDEA schools in the lower and upper Rio Grande Valley, La Joya, Harlingen CISD, Sharyland ISD and regional school district administrators and curriculum leaders.
- Reached out to current school leaders that included specialized departments such as Secondary Career and Technology areas, Girl Scout Troops, and private schools (St. Matthew's).
- Continued to promote and extend invitations to retirees, retirement villages, book clubs, winter tourists and area organizations.

Facilitated educational partnerships with ECISD and Community Engagement:

- Facilitated and assisted with the management of docents and volunteers at the *Heritage and History Day @the Museum*. Approximately 576 visitors visited the Museum that day.
- Planned and facilitated (with Dr. Francisco Guajardo) the second *ECISD Freddy Gonzalez' letters' writing curriculum*. Approximately twenty-one middle school teachers and ECISD administrators attended the February 25th Saturday workshop. A surprise visit from Ms. Dolia Gonzalez, the 93-year-old mother of Freddy Gonzalez, Edinburg Vietnam hero, resulted in a very memorable and emotional gathering for all in attendance. Participating teachers presented Ms. Gonzalez with their very own personal "letter to mom". One-by-one, teachers were able to read aloud their hand-written letters with Ms. Gonzalez. This was an emotionally-impacting experience.



Facilitated a partnership with PNC Bank

I facilitated and assisted in the **Mobile Learning Adventure**, a traveling exhibit provided by the **PNC Bank** in partnership with the **Museum of South Texas**. This exhibit exposes children to *career exploration* while engaging the children in interactive learning activities. The Mobile Learning Adventure kiosk will be in the museum parking lot on Tuesday, March 14, 2023, from 10:00 a.m. - 3:00 p.m. ***Access to the Mobile Learning Adventure is FREE!***

For more information, please click on the following link to learn more about this unique event:

- <https://www.pnc.com/en/about-pnc/corporate-responsibility/grow-up-great/connect-with-us/events-calendar.html>

Comments:

- **Marty Parker, Winter tourist – Iowa, J5 RV Park, (Mission, TX)**
Ms. Parker brought 12 winter tourists from her park. These are her comments:
“The tour was very informative. I was impressed with the large number of artifacts. The diorama displays were dynamic. Our tour guide, Richard, did an amazing job”!
- **From Edinburg Cano-Gonzalez Elementary School:**
Roberto Heredia, 9 years-old, 4th grade: “This was the best day of my life”!
Eduardo Artiga, 10 years-old, 5th grade: “I loved the train and the dinosaurs”!

COMMUNITY ENGAGEMENT

Sunday Speaker Series:

- Dr. Russel Skowronek and Rosann Bacha-Garza presented “Discovering the Rio Grande Valley: A UTRGV CHAPS Program Study of Farming Families of Edinburg” on February 5.

Outreach and Community Engagement:

- René Ballesteros attended the American Association of State and Local History Educators and Interpreters Committee meeting.
- Attended the Hidalgo County Historical Commission quarterly meeting at Speer Memorial Library in Mission.
- Attended and coordinated education materials for the East Foundation Behind the Gates outreach at the El Sauz ranch in Willacy County.

General Duties and Team Projects:

- Coordinated Heritage and History Day special event with the help of museum staff, volunteers, performers, and community partners.
- Met with museum staff to plan 2023 Planet Texas programming.
- Participated in monthly Strategic Planning Committee meeting and Earned Income Revenue meeting.
- Coordinated Community Board questions and conducted data entry with the help of museum staff.
- Coordinated Museum Studies student workers for the 2023 Spring semester.
- Submitted press releases for all programs to the museum’s Communications staff.
- Coordinated costume room, hands on materials and events materials storage.

Visitor Comments: Submitted by Visitor Services Host, Osiel Uribe

- A teacher from Raul Yzaguirre Middle School said: “All of our students loved and enjoyed this experience!” The school is in San Juan, Tx and had visited the museum for a school tour.
- Jena & Family from Pharr, Tx said: “such a fun experience! Fun family entertainment while being educated. Thank you!” This was their first time visiting and had attended Heritage & History Day.

- “Very well-done exhibits. Informative & interactive. Nicely done,” said Carla & Arlen Wussow. They are from Glenwood Springs, CO. It was their first time at the museum.
- Becky & Brian Alexander said: “What a wonderful museum! The sound effects help make it immersive.” They visited the museum from Erie, CO.
- Ted Stone from La Porte, Tx said: “What an experience! I never imagined it would be this sophisticated.”

FACILITIES AND SECURITY

Summary:

The following facility related activities were performed in January: ADT Fire Systems troubleshoot service for fire alarm panel (continues at a slow pace). Coordinating with ADT on a future planned phase for replacement of outdated equipment (or consider local company). ADT annual certification of 1910 Jail fire alarm system was conducted this month. Heritage & History Days set-up and recovery of all equipment and stage. Ranch visit for Gala preparations, Festiba presentation, pest control service and recycling of cardboard materials.

-Pending: Elevator certifications; electric breaker box panel at Quonset building - pending contractor work start date. Gala preparations, power washing of the 1910 Jail and outdoor courtyard pending.

Ongoing:

Building Issues and Maintenance:

1910 Jail: Reviewing security requirements for pending “Gold” exhibit and exhibit planning. ADT estimate for additional security measures required for the exhibit currently pending internal input.

Main Building: Fire Alarm Panel glitch (outdated system) working with ADT tech on plan for phased changeover to minimize museum financial burden. Plan will be presented to BAO prior to any commitment for approval, consideration of local company to replace ADT fire systems??

Annex: Equipment from H&H Days stored.

Looney Park: Windmill lube service; landscape changeover and clean-up of Arevalo lot.

Parking Areas, Arevalo, Palacios lots: Addressing items of concern listed by Sutton Inspection Bureau (Palacios lot) - Electric Breaker Box. Arevalo lot maintenance. Towing services being provided by Road Runner Towing.

Dumpster & Trash Service: Edinburg Recycling – Cardboard X4

Pest Control: Service on 20 Feb 2023 provided.

Fire, Safety & Suppression: Troubleshoot fire alarms in progress.

Security: Consideration in replacement of the east and south side annex doors; they pose a security risk. One parking light is out in the main parking lot, two lights out in the north parking lot of the museum will need man lift to change outdoor parking lot lights.

DEVELOPMENT

FRIENDships: Renewal notices were sent to those whose FRIENDships were due in February, past due from January and would be coming due in March.

Onsite FRIENDship Sales stations were set up at the gates for Heritage & History Day on February 11. Five FRIENDships were sold for a total of \$280.

Rentals: There was one daytime rental and no evening rentals in February.

2022-24 Strategic Plan: Work continues on development of various plans concerning contribution and earned revenue as per the strategic plan.

Heritage Associate Drive: The 2023 Heritage Associate Drive had an amazing surge toward at the end of the Drive in mid-February. By the end of the month, 101% of the 189 donor goal had been met with 190 donors. 115% of the dollar goal was met with \$435,000. That is \$57,500 over the dollar goal! 100% of the board participated in the drive. A traditional celebration for the board called the Beef & Buffalo Celebration was held in the home of Bill & Margie Martin with 20 people in attendance. Our host grilled steaks and others brought sides to enjoy. The winning team was the Oretga Gumption Company who collectively secured \$114,500. Congratulations and thank you to each board member for both their personal support and for contacting others asking them to support the museum and its mission.

Heritage Ranch Gala: The Heritage Associated Drive culminates with the 39th annual Heritage Ranch Gala at Margo Ranch on March 25. Dr. Roberto & Minerva Margo are the ranch hosts with Trustee Bill Martin serving as Gala Chairman. Margo Ranch is both a working ranch and a heritage ranch having been in the Margo Family since 1897. The Gala site is on the original piece purchased by Ruperto Margo, the grandfather to the the current owner.

Grants Report: *(reported by Maria Rodriguez, Grants Coordinator/Assistant Development Officer)*

Active Grants this month: 2; Cumulative active grant awards remaining, \$8,000 (cash)

1. **The Lady Bird Johnson Wildflower Center Seed Grant:** has partnered with [Native American Seed](#) to provide Seed Grants to Texas schools, nonprofits, and other worthy educational or child-centered organizations for creating wildflower demonstration areas on their campuses, enhancing existing wildflower plantings or other educationally directed projects. Seed Grants are not available for projects in private residences. Seed Grants provide recipients with a gift certificate between \$100 to \$500 to purchase native wildflower and/or grass seeds from Native American Seed. **\$500.00/0%**
2. **“Families and University Together as a Unit for Research and Education (FUTURE): Connecting Hispanic Families to Geosciences Through Community Informal Learning Network”:** The goal of the proposed project,

FUTURE (Families and University Together as a Unit for Research and Education), is to test and examine an approach to stimulate Hispanic participation in geosciences by connecting families (parents and students/children) through an informal learning network (in geosciences). With the experience gained in a previous GEOPATHS project, the leadership team will expand and scale up the established platform and infrastructure of its existing program transforming the traditional Geoscience Learning Ecosystems (GLEs) while nurturing the Hispanic Geoscience workforce in a way that it can be expanded nationally. This project is for three years at \$2,500 per year. \$2,500/0% (Per three years for a total of \$7,500)

Grant Applications Pending this Month:

1. **Texas Travel Industry Recovery Grant Program: \$20,000** (TTIR) was established by Senate Bill 8 during the 87th Legislature, Third Special Session, to administer \$180 million of funds received from the Coronavirus State Fiscal Recovery Fund, which was established under the American Rescue Plan Act of 2021. The purpose of TTIR is to provide grants for the recovery of Texas businesses in the tourism, travel, and hospitality industry that were negatively impacted due to COVID-19. TTIR will support the Texas tourism, travel, and hospitality industry by making grant funds available to businesses negatively impacted by COVID-19 to improve safety, customer service, and hospitality within their operations and further encourage travel and tourism industry recovery.
2. **Elizabeth Huth Maddux Coates Charitable Foundation: \$40,000** This is a request for \$40,000 to help fund the Gold Exhibit. This exhibit adds excitement to the history of South Texas and can change how we tell the story of the region. The San Diego Gold story is about a man who buried hundreds of gold coins that he owned under his house, fearing the federal government would take his gold as a result of a Depression-era law signed by President Roosevelt in 1933. Dr. Garcia's enigmatic presence and considerable activity as a philanthropist will change how the museum tells stories about South Texas.
3. **National Foundation & Endowment of the Arts--Underground Railroad to South Texas: \$57,954** This media development focuses on the Underground Railroad to South Texas, as it is narrated by family stories and supported by emerging historiographical scholarship. Those family narratives have been only dubiously accepted by historians and scholars. Recent scholarship by historians, biographers, anthropologists, geographers, and the Museum of South Texas History is expanding the historical inquiry through a series of research and public programs intended to enhance the understanding of this episode in American History. This history helps inform the historical issues of slavery, race, and identity as they relate to the Texas-Mexico borderland.

EXHIBITS

Summary:

The Museum of South Texas History preserves and presents the borderland heritage of South Texas and northeastern Mexico...

Furniture that Built the Valley was installed at the beginning of February, and this will run until the end of May.

Exhibit Work:

The Museum cares for several large pieces of beautiful furniture that belonged to some important people from the valley. Furniture that Built the Valley displays a bed from the Vela family, a desk from the Bentsens, and the organ from the Jackson family church. These pieces are in the annex hallway and upstairs in the mezzanine. Each piece of furniture has signage explaining the family's significance to the valley. This exhibit maybe a repeating theme as we pull out other pieces to tell more stories of people in the valley and the role they took to its development.

February 10th would have been Al Ramirez's 100th birthday. Melissa installed a display with a few items from each part of his life; early life, Air Force, bilingual education, printing, and mayoral. Al Ramirez's sons brought in a few items to lend to the display.



The Museum of South Texas History preserves and presents the borderland heritage of South Texas and northeastern Mexico...



(LONG TERM EXHIBITS)

Summary: Long-term exhibit activity in January mainly involved groundwork for improvements in some of the River Frontier, River Highway, and River Crossroads areas. Routine maintenance occurred also.

The Museum of South Texas History preserves and presents the borderland heritage of South Texas and northeastern Mexico...

River Frontier: Work continued for selected upgrades to the Spanish Exploration exhibits, including the case with period swords, helmets, and crossbow. The chainmail “hauberik” in that same case is still on loan, pending feedback from the Royal Armouries Museum in London, regarding its authenticity, prior to considering purchase. Improved mounts for the swords and related objects were being sketched and measurements taken.

In addition, groundwork continued for renovating the nearby case containing the large iron-bound chest, with the overall theme of trade between Spain and her overseas empire, including New Spain (Mexico) and China by way of Manila (Philippines). Both trade links had influence in this region.

River Highway: In addition to planning out upgrades for the Republic of Mexico area, improved content for the Mexican War area and the Cattle Kingdom ranch area is being worked up from file notes.

River Crossroads: Selected upgrade ideas for the WWII home front area are under consideration, along with the Barrack, 124th Cavalry, and Manhattan Project units.

Maintenance item: A pendant light in the Packing Shed was removed by Juve Barron for repair and reinstallation.

1910 Jail: Installed in 2020 and opened in early 2021, the 1910 Jail Exhibit showcases the museum’s grandest artifact—the jail building itself. The great drama of the 1913 hanging of Abram Ortiz remains the compelling story of this exhibit, but a civics lesson is integrated into the entirety of the experience. Visitors are encouraged to think about voting jury composition, and the death penalty. Riveting stuff at the 1910 Jail.

Off-site exhibits: No known changes with the off-site exhibits at the Edinburg Chamber of Commerce, the Melden & Hunt Building in Edinburg, and the Speer Library in Mission.

Note: The Edinburg C of C exhibit, about the Southern Pacific Railroad’s arrival in 1927, has been in place since about 1997, and is overdue for attention (on the 2023 radar screen.)

BUSINESS ADMINISTRATION

Business Administration

The museum’s overall attendance for the month of February was 172% higher when compared to prior year attendance.

Museum store revenues for February were 173% versus 2022. Museum store revenue was 112% versus budget in February.

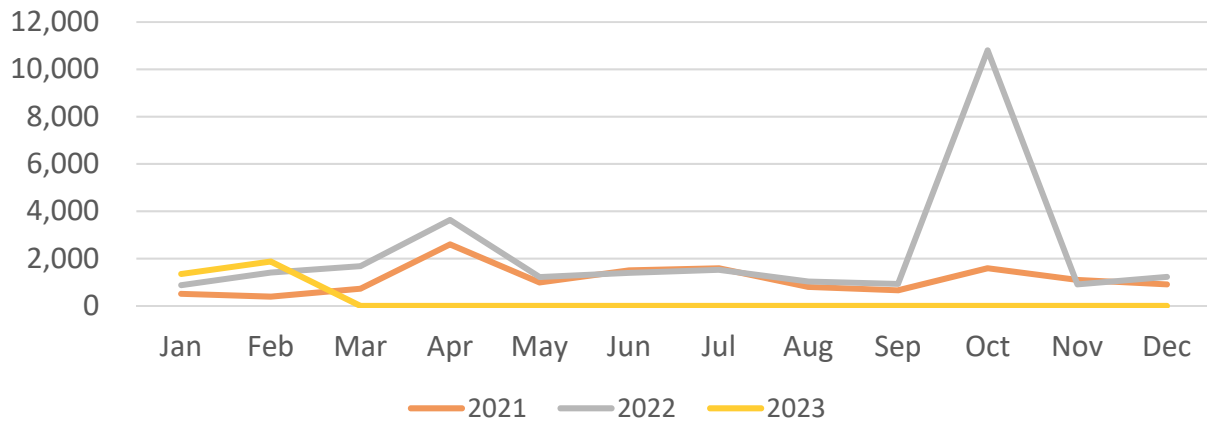
Information Technology

The museum’s migration to Microsoft’s cloud-based services (Office365) has afforded the museum staff to work (and collaborate) seamlessly via Team’s video-conferencing with 24/7 access to museum files.

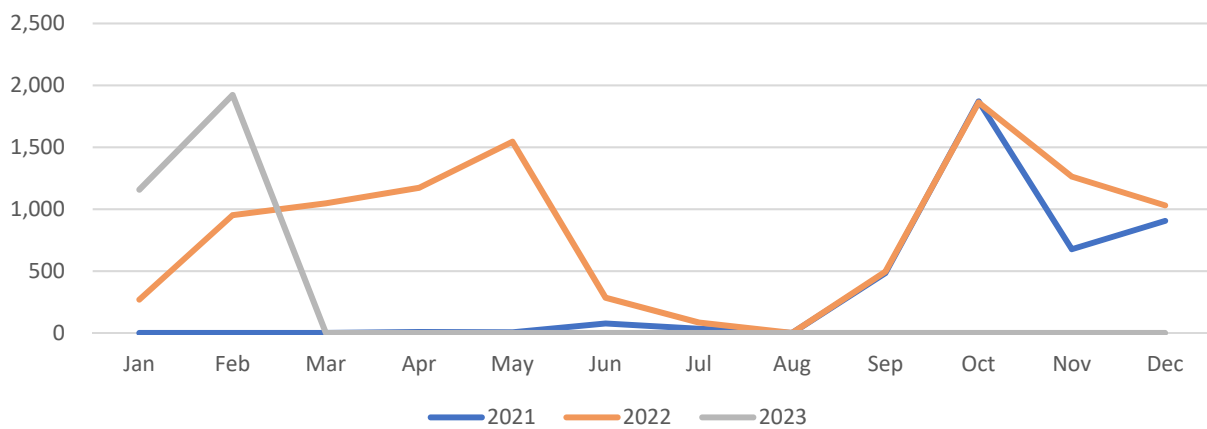
The Museum of South Texas History preserves and presents the borderland heritage of South Texas and northeastern Mexico...

2023		2					
Types of Visitors:	Feb	vs. 2022	Feb YTD	vs. 2022	Feb	vs. 2022	
Exhibit/Programs	1,874	132.8%	3,225	141.0%	47.1%	49.3%	
Tours	1,923	202.0%	3,081	252.1%	48.3%	47.1%	
Archives	2	100.0%	8	200.0%	0.1%	0.1%	
Business	183	66.8%	222	77.4%	4.6%	3.4%	
Rentals	0	0.0%	0	0.0%	0.0%	0.0%	
Gala/Fandango	0	0.0%	0	0.0%	0.0%	0.0%	
Subtotal	3,982	150.9%	6,536	172.0%	100.0%	100.0%	
Outreach	3,919	105.5%	12,333	116.4%	---	---	
Grand Total	7,901	---	18,869	---	---	---	
# of Tours	24	240.0%	43	238.9%	---	---	
# of Programs	2	33.3%	7	70.0%	---	---	
# of Program Attend...	604	103.6%	1,010	168.9%			
Free Admission	689	130.5%	1,222	155.5%	17.3%	18.7%	
Paid Admission	1,370	118.2%	2,233	124.5%	34.4%	34.2%	
Exhibit - Tours	1,923	202.0%	3,081	252.1%	48.3%	47.1%	
Total	3,982		6,536		100.0%	100.0%	

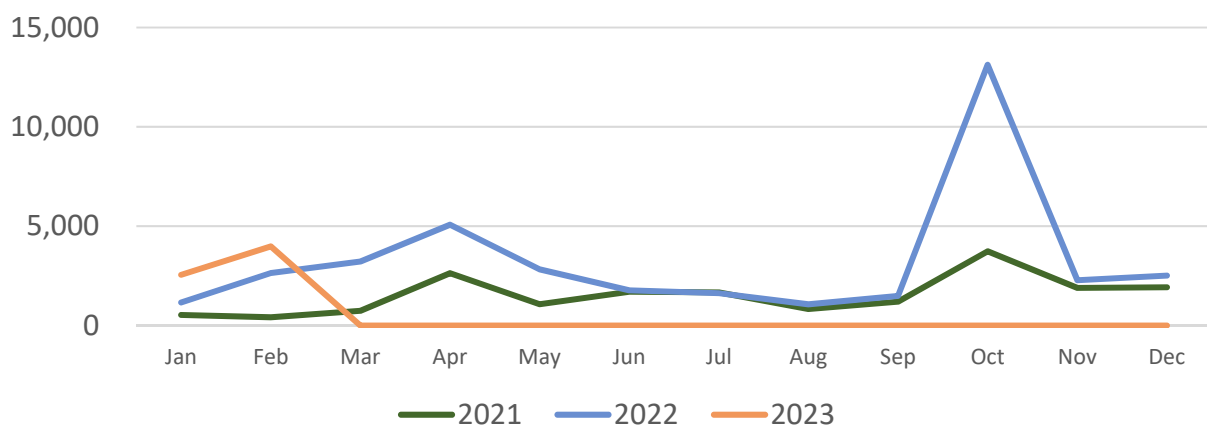
Exhibit / Programs Visitors Headcount



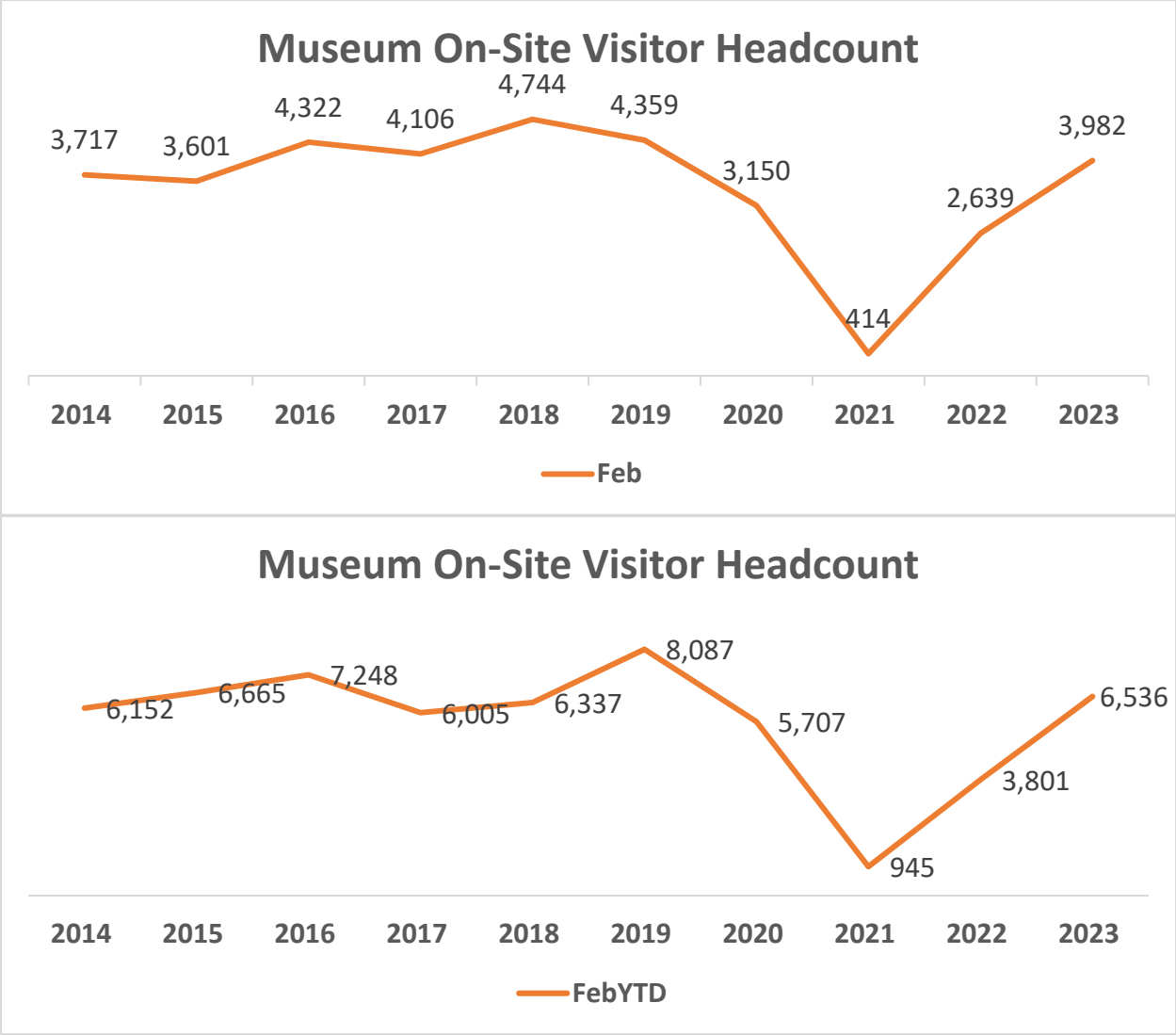
School Tour Headcount

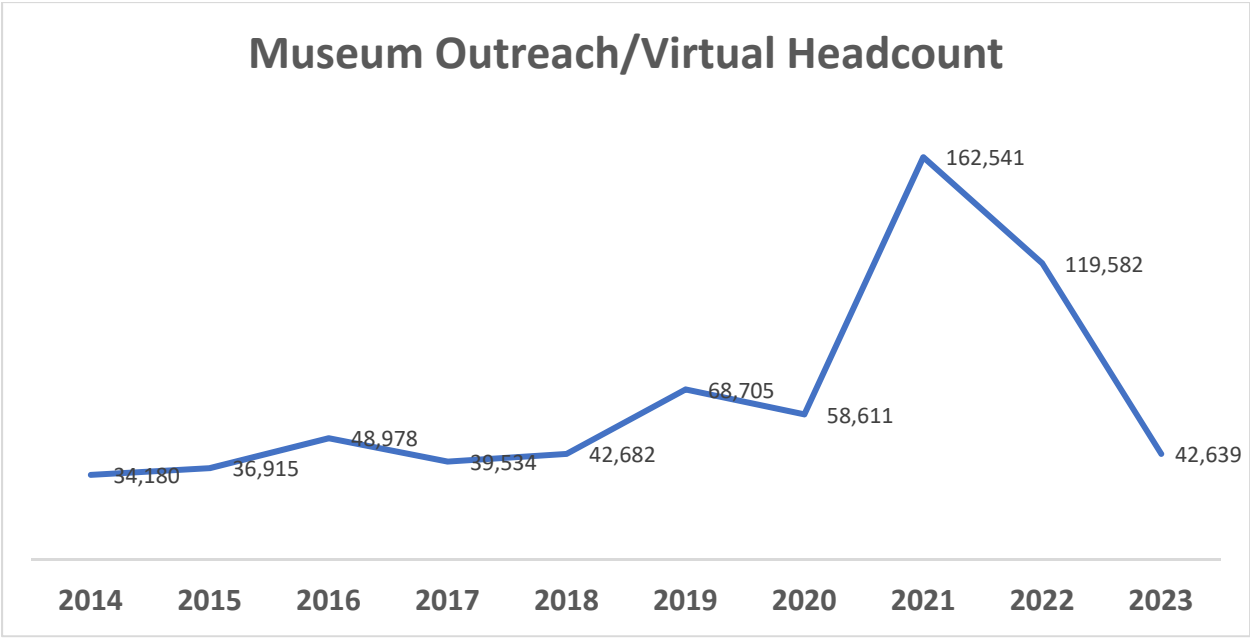


Museum On-Site Visitor Headcount



The Museum of South Texas History preserves and presents the borderland heritage of South Texas and northeastern Mexico...





Synopsis of February Financials

Balance Sheet:

Working capital (excluding operating reserves) was \$1,214K, an increase of \$226K since 2/28/2023. More specifically, \$954K of the working capital assets were unrestricted cash-in-bank. The current liability as of 2/28 was \$161K. The quick ratio (excluding operating reserves) is 8:1.

Investments in the Museum's Operating Reserve market value decreased in February by \$17K. The portfolio recognized actual realized gains/(losses) of \$0K in February. Investments in our Endowment Fund decreased in market value by \$98K in February. There was 1 sales transaction in our Endowment's portfolio during February resulting in actual realized gains/(losses) of \$3.6K.

P&L (YTD):

The February P&L reflects a net surplus of \$229K, a \$57K favorable variance. Revenues, net of the non-cash in-kind contribution line item, are favorable by \$57K. Favorable line items are HA Friendships revenues \$54K, Store sales \$1K, Investment income \$<1K. Unfavorable line items are Rentals \$<1K.

On the expense side of the equation, the unfavorable expense variance of \$5K consists of a mixed bag of line items. The most notable favorable variances are Advertising \$3K, Insurance \$<1K, and Utilities \$1K.

3Yr-YTD P&L Comparisons:

Revenues:

- 40100 Donations:** Donation from Estate of Gloria Lopez.
- 41500 Grants:** 2021 & 2022 reflects EIDL, Tijerina and Smithsonian grants.
- 43500 HA FRIENDships:** 2023 reflects HA drive surpassing Budget values.
- 44000 Admissions:** 2023 reflects more visitors coming to the museum.
- 44400 Fees/Classes:** 2023 reflects workshops for ECISD & UTRGV.
- 44500 Student Fees:** 2023 reflects more school tours scheduled.
- 45000 Store Sales:** 2023 reflects School tours store sales higher than forecasted.

Expenses:

- 50100 Archives, Collections, Exhibits:** 2021 reflects Bearing Witness Initiative.
- 50300 Education/Grants:** 2023 reflects recognition of workshop expenses.
- 50400 Sp. Events / Programming:** 2022/2023 reflects History & Heritage Days expenses.
- 50600 Advertising:** 2022/2023 reflects advertising for Heritage & History Day.
- 52000 Insurance:** 2022/2023 reflects lower pricing for property insurance.
- 53200 Salaries & Wages:** 2023 reflects Cost of living wage increase vs. prior years.
- 55000 Administrative Expenses:** 2023 reflects AAM dues.
- 56000 Repair & Maintenance Expenses:** 2023 reflects windmill repairs.
- 56500 Miscellaneous Expenses:** 2021 reflects no board lunches due to virtual board meetings.

The Museum of South Texas History preserves and presents the borderland heritage of South Texas and northeastern Mexico...