



DEPARTMENTAL MONTHLY REPORTS

JANUARY 2023




TABLE OF CONTENTS

AVIATION

Aviation	04
----------------	----

BUILDING SAFETY

Building Safety	12
Code Enforcement	
Building Permits	

CITY SECRETARY/CITY HALL

Legislative History	23
Records Processing	
Passports Processing	
Vital Statistics	
City Hall:	
Bids, RFQs, and RFPs	
Postage Processing	

GRANTS ADMINISTRATION

Grants Administration	33
-----------------------------	----

COMMUNICATIONS AND MEDIA

Social Media	41
--------------------	----

ENGINEERING

Engineering	100
-------------------	-----

FINANCE

Finance	105
---------------	-----

FIRE

Fire Suppression.....	198
Fire Prevention	

HUMAN RESOURCES

Human Resources	220
Benefits and Wellness	
Civil Service	
Risk Management	

INFORMATION TECHNOLOGY

Information Technology	228
------------------------------	-----

LIBRARY AND CULTURAL ARTS

Library and Cultural Arts	231
---------------------------------	-----

MUNICIPAL COURT

Municipal Court	236
-----------------------	-----

PARKS AND RECREATION

Parks and Recreation	239
World Birding Center	
Edinburg Golf Courses	

PLANNING & ZONING

Planning & Zoning	254
-------------------------	-----

POLICE

Police	258
--------------	-----

PUBLIC WORKS

Public Works	267
--------------------	-----

SOLID WASTE MANAGEMENT

Solid Waste Management	270
------------------------------	-----


UTILITIES

Systems	274
Water Plant	
Wastewater Plant	

NON CITY DEPARTMENT REPORTS

Boys & Girls Clubs of Edinburg-RGV	283
Edinburg Chamber of Commerce	294
Hidalgo County Historical Museum	338

AVIATION

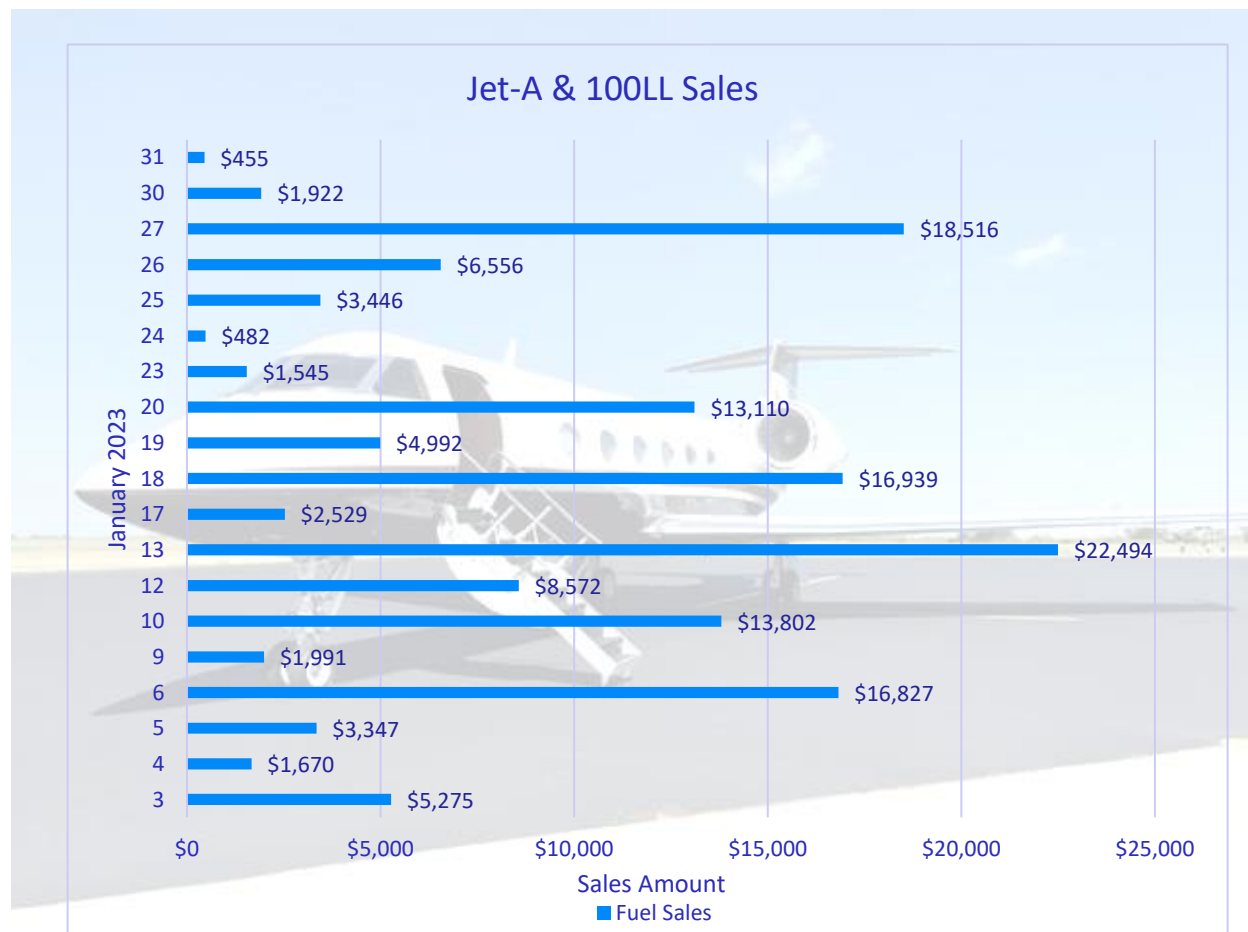


Avfuel sales

January 2023 sales total: \$150,298.57

Fuel Prices:

January 3 – 8	Jet-A: \$6.44 full service	100LL: \$6.33 self-service
January 9 - 16	Jet-A: \$5.80 full service	100LL: \$6.33 self-service
January 17 - 31	Jet-A: \$6.50 full service	100LL: \$6.33 self-service



Airport Activities

Equipment Operator:

- Airfield and perimeter inspections
- Vehicles and equipment inspections
- Airside and landside mowing
- Some herbicide application
- Airfield pond pumping
- Wildlife hazard mitigation
- Runway lighting and navaid maintenance
- training

Line Service Technician:

- Fuel truck inspection
- Fuel flow gallonage report
- Fuel sales invoices
- City and courtesy vehicles inspections
- Runway Inspections
- Fuel inventory reports
- Unicom communication with air traffic
- Aircraft ground handling line services including marshaling, refueling, baggage handling

Other:

- Aircraft operations statistics including arrivals, departures, and touch & go
- Bulk fuel purchases and receipts up to 7,700 gallons
- Recurring fuel & filtration quality control testing including Millipore
- Aeronautical and non-aeronautical customer interaction
- City buildings maintenance and repairs – terminals, hangars, offices
- Airport security – Edinburg PD, contract security vendor
- NOTAM initiation/cancellation
- Area weather monitoring
- Recurring rotor wing and fixed wing medevac operations including Driscoll Hospital
- Edinburg PD Marked unit daily post during business hours
- Hunting season related aviation traffic
- Texas Department of State Health Services Oral Rabies Vaccination Program (ORVP) aircraft operations
- Aircraft take-offs and landings total: **888**


Airport Meetings & Events

Meetings: “Where we plan for the future...”

- DoA Admin team “Morning Flight” meetings
- Directors meetings - Eddie
- CoE Internal Marketing Meetings – Eddie
- *Rock“n”Roll* team meeting - Eddie
- DoA recurring Lead Line Tech safety meetings, and at large staff meetings
- 1/12 It’s Time Texas kickoff – Eddie attended
- 1/12 Edinburg 2040 Transportation, Mobility, Connectivity Committee meeting - Eddie
- 1/31 - PIPAC meeting – Eddie
- Internal Marketing Monday meetings – Eddie

Events:

- 1/3-4 - Line Service Technician interviews
- 1/3-4 - Equipment Operator I interviews
- 1/4 – Cong. Gonzalez announcement EBG awarded \$2M grant for fence replacement
- 1/5 - Hangar 4 fire alarm inspection
- 1/5 – Hangar 3 walkthrough with OR ANG Capt. Roberts
- 1/9-13 - ORVP aircraft operations
- 1/10 – GA tenant hangars preventive maintenance inspection
- 1/11 - Line Service Tech and Equipment Operator interviews
- 1/12 – Edinburg FD fire safety follow-up inspection
- 1/12 - Aviation Advisory Board meeting
- 1/12 – FOD Razor mat delivery to DoA – for pavement FOD control
- 1/16 - Equipment Operator I interview
- 1/17 – At City Council meeting - Resolution recognizing Rita Hernandez “40 Under 40” achievement conveyed by Airport Business Magazine
- 1/17 – At City Council meeting - October 2022 Employee of the Month awarded to Line Service Technician Daniel Wiley
- 1/19 – Edinburg PD Active Shooter training
- 1/20 – TXDoT EBG drainage study kickoff meeting
- 1/23-27 - Drone Pilot License Training - Cassie
- 1/23 - Drainage study pre-survey Zoom discussion
- 1/24-25 - Distracted Driver training
- 1/30 - AARC recurring SWP3 Inspection



Ongoing Projects

DPS new hangar
construction awaiting
Notice To Proceed from
TXDOT, KSA Engineers



\$180,000

From the Texas Department
of Transportation to study
the drainage infrastructure
at the South Texas
International Airport at
Edinburg

Project in progress with
land surveys

Ongoing Projects



Terminal lobby water fountain

Completed 1/3



**AWOS III PT replacement
March 2023**



Jet- A Refueler Truck

**Additional preventative
maintenance pending**



Rotating Beacon

**Preventative
Maintenance
TBD**

**EBG's guests, returning and
itinerant customers....**



BELL HELICOPTER



GULFSTREAM G-IV



MR. JERRY WILEY



MOONEY M-20



**THANK YOU FOR VISITING
SOUTH TEXAS INTERNATIONAL AIRPORT**



BEECHCRAFT UTE



CIRRUS G2 VISION JET




Upcoming...

Vacancy:
Equipment Operator I

Next Aviation Advisory Board Meeting:
March 9, 2023 at 2:00 p. m.

BUILDING SAFETY



**CITY OF EDINBURG
BUILDING SAFETY
CALENDAR YEAR REPORT
MONTH OF JANUARY, 2023**

PERMITS (No.)	THIS MONTH	THIS MONTH LAST YEAR	THIS YEAR TO DATE	LAST YEAR TO DATE
BUILDINGS	136	161	136	161
PLUMBING	106	116	106	116
ELECTRICAL	168	129	168	129
AIR-CONDITIONING	72	109	72	109
OTHER (HEALTH, GS, IRR.)	303	119	303	119
TOTAL	785	634	785	634
PERMIT FEES (\$)				
BUILDINGS	\$ 49,593.00	\$ 29,977.00	\$ 49,593.00	\$ 29,977.00
PARKLAND	28,800.00	5,400.00	28,800.00	5,400.00
PLUMBING	13,420.00	16,601.00	13,420.00	16,601.00
ELECTRICAL	12,709.00	12,710.00	12,709.00	12,710.00
AIR-CONDITIONING	6,062.00	22,528.00	6,062.00	22,528.00
OTHER (HEALTH, TABC, REINSP)	10,437.00	14,154.00	10,437.00	14,154.00
TOTAL	\$ 121,021.00	\$ 101,370.00	\$ 121,021.00	\$ 101,370.00
INSPECTIONS (No.)				
BUILDINGS	943	843	943	843
PLUMBING	570	448	570	448
ELECTRICAL	448	319	448	319
AIR-CONDITIONING	300	195	300	195
OTHER (HEALTH, CE, CC, IRR)	828	779	828	779
TOTAL	3,089	2,584	3,089	2,584
PERMIT VALUATIONS (\$)				
NEW HOMES	8,060,589.00	8,521,708.00	8,060,589.00	8,521,708.00
RES. ALTERATIONS	867,643.00	1,661,753.00	867,643.00	1,661,753.00
MULTI-FAMILY	3,563,800.00	1,300,000.00	3,563,800.00	1,300,000.00
COMMERCIAL: NEW	30,207,749.00	329,860.00	30,207,749.00	329,860.00
COMM. ALTERATIONS	1,333,443.00	507,281.00	1,333,443.00	507,281.00
TOTAL	\$ 44,033,224.00	\$ 12,320,602.00	\$ 44,033,224.00	\$ 12,320,602.00

Jan-23

**CITY OF EDINBURG
BUILDING PERMIT REPORT
ISSUED 01/01/2023 TO 01/31/2023**

COMMERCIAL:

PERMIT #	OWNER	BUSINESS NAME	ADDRESS	LOT	BLOCK	SUBDIVISION	AMOUNT VALUE	SQ FT
BLDC-2021-2364	ECISD	ECISD CAREER & TECH EDUCATION CENTER	1601 N CLOSNER BLVD	6	241	TEX-MEX SURVEY	\$15,000,000.00	100,000
BLDC-2022-12101	NICOLAS ELIZONDO	ELIZONDO PLAZA NO 2	2908 S RAUL LONGORIA RD	3	1	RESERVE AT CANTON	\$500,000.00	8,880
BLDC-2022-12649	RREAL LLC	THE SHOPPES AT MCCOLL	1816 S MCCOLL RD	10	275	TEX-MEX SURVEY	\$1,500,000.00	15,750
BLDC-2022-7825	JOSE PARDO	JP ELECTRICAL SERVICES	5121 S VETERANS BLVD	5	0	VILLA DEL MUNDO	\$20,000.00	3,788
BLDC-2022-9334	CITY OF EDINBURG	EDINBURG ARTS, CULTURE AND EVENT CENTER	315 W MCINTYRE ST	0	212	EDINBURG ORIGINAL TOWNSITE	\$11,000,000.00	35,908
BLDC-2022-9728	DOCTOR'S HOSPITAL AT RENAISSANCE	DRISCOLL WAREHOUSE	3218 CENTER POINT DR 10	3	7	CENTERPOINTE	\$887,749.00	7,008
BLDC-2023-13121	UTRGV EDINBURG COLLEGIATE HIGH SCHOOL	UTRGV EDINBURG CISD COLLEGIATE HIGH SCHOOL	1401 E FREDDY GONZALEZ	6	270	TEX-MEX SURVEY	\$1,300,000.00	74,500
TOTAL:							\$30,207,749.00	

COMMERICAL ADDITIONS/REPAIRS:

PERMIT #	OWNER	BUSINESS NAME	ADDRESS	LOT	BLOCK	SUBDIVISION	AMOUNT VALUE	SQ FT
BLDC-2022-10762	M PUTAIN EDINBURG TX LLC	FEDEX	502 INDEPENDENCE DR	1	0	FEDEX GROUND ADDITION	\$411,703.60	960
BLDC-2022-11508	GRAHAM CAMPBELL	CASTLE HILL BISTRO	2113 W TRENTON RD	3	0	TRENTON CROSSROADS PLAZA	\$40,000.00	0
BLDC-2022-12263	SOUTHERN MULTIFOODS INC	TACO BELL	1804 W UNIVERSITY DR	2	0	WAL-MART	\$300,000.00	2,600
BLDC-2022-12378	IDEA TOROS SCHOOL	IDEA SCHOOL (TOROS)	3300 E TEXAS RD	1	0	IDEA TOROS	\$4,100.00	100
BLDC-2022-12464	ALONZO CANTU	FAMILY PRACTICE	1506 LONE STAR WAY 7 & 8	10	0	LONE STAR PLAZA AMENDED	\$344,980.00	4,184
BLDC-2022-12707	GOMA REAL ESTATE	GOMA LOGISTICS	5101 N I-69C	1	0	SAUCEDA	\$25,000.00	4,000

BLDC-2022-12775	JORGE SANDOVAL	TORTILLERIA VALENTINA	2802 S RAUL LONGORIA RD 12	1	1	RESERVE AT CANTON	\$40,000.00	2,000
BLDC-2022-12870	IGLESIA CRISTIANA BETESDA	IGLESIA CRISTIANA BETESDA	1005 E DAVIS	2&3		AMERICANA	\$10,000.00	0
BLDC-2023-12996	FELIX CHAVEZ	JUNIOR'S SUPER MARKET	2239 W UNIVERSITY DR			JACKSON PLAZA PH II	\$0.00	0
BLDC-2023-13139	KURT BARTON	TRACTOR SUPPLY	7135 N EXPRESSWAY 281	1		JW EDINBURG	\$119,460.00	18,625
BLDC-2023-13292	COLDWELL BANKER	NATIVE EMBRACE BEAUTY SPA LLC	4113 S SUGAR RD 4	2	0	SUGAR ROAD PROPERTIES	\$8,500.00	850
SIGN-2022-12598	BLUEWAVE EXPRESS ATTN RICHARD LILLEY	BLUE WAVE CAR WASH	301 W MONTE CRISTO RD			SANTA CRUZ RANCHES	\$9,000.00	0
SIGN-2022-12817	KATHY MUELLER	STRIPE # 59277	820 W UNIVERSITY DR	1	261	WEST ADDITION TO EDINBURG	\$4,000.00	0
SIGN-2022-12876	PREMIER HIGH SCHOOL	PREMIER HIGH SCHOOL	4701 S SUGAR RD	1	0	HIGH POINT CONDOS	\$4,500.00	0
SIGN-2022-12995	TINO GONZALEZ	INTEGRITY AUTO REPAIR	215 E CANTON RD	9	0	STONE COMMERCIAL CENTER	\$3,700.00	0
SIGN-2022-9508	RICHARD DAVIDSON	MULTI TENANT SIGN	3021 W FREDDY GONZALEZ ST	1		WEST MEADOWS PLAZA	\$6,000.00	0
SIGN-2023-13242	GRAHAM CAMPBELL	CASTLEHILL BISTRO	2113 W TRENTON RD	3	0	TRENTON CROSSROADS PLAZA	\$2,500.00	0

TOTAL: \$1,333,443.60

MULTI-FAMILY NEW/ADDITION/REMODEL:

PERMIT #	OWNER	BUSINESS NAME	ADDRESS	LOT	BLOCK	SUBDIVISION	AMOUNT VALUE	SQ FT
BLDM-2021-2605	JOE RAMIREZ		2709 PRIMROSE AVE	16	0	MCCOLL MANOR	\$3,800.00	1,296
BLDM-2021-4487	REY MOLINA		2416 E ROGERS RD	2	0	MORENO PH 2	\$240,000.00	0
BLDM-2022-10412	MIGUEL PEREZ		3208 S COLT LN	3		NEW CASTLE	\$4,000.00	1,296
BLDM-2022-10413	MIGUEL PEREZ		3212 S COLT LN	4		NEW CASTLE	\$4,000.00	1,296
BLDM-2022-12034	VASSAR PROPERTIES MANAGEMENT LLC		220 S 25TH AVE 57-60	1		EDINBURG HOUSING AUTHORITY	\$42,000.00	0
BLDM-2022-12038	VASSAR PROPERTIES MANAGEMENT LLC		220 S 25TH AVE 53-54	1		EDINBURG HOUSING AUTHORITY	\$42,000.00	0
BLDM-2022-12086	VASSAR PROPERTIES MANAGEMENT LLC		220 S 25TH 55&56	1		EDINBURG HOUSING AUTHORITY	\$42,000.00	0
BLDM-2022-12954	IRADIER HERNANDEZ		1024 N WOODSON AVE	18		ATWOOD VILLAGE	\$400,000.00	4,020
BLDM-2022-12955	IRADIER HERNANDEZ		1006 N WOODSON AVE	21		ATWOOD VILLAGE	\$400,000.00	4,020
BLDM-2022-12956	IRADIER HERNANDEZ		1000 N WOODSON AVE	22		ATWOOD VILLAGE	\$400,000.00	4,020
BLDM-2022-12958	IRADIER HERNANDEZ		919 N BLAIR AVE	24		ATWOOD VILLAGE	\$400,000.00	4,020

BLDM-2022-12959	IRADIER HERNANDEZ	1025 N BLAIR AVE	29	ATWOOD VILLAGE	\$400,000.00	4,020
BLDM-2022-12964	IRADIER HERNANDEZ	912 N WOODSON AVE	102	ATWOOD VILLAGE	\$400,000.00	4,020
BLDM-2023-13196	WDC DEVELOPMENT	1607 N SUGAR RD	6	TEXAS-MEXICAN RAILWAY COMPANY	\$760,000.00	9,070
BLDM-2023-13313	D.G.V.L.P	304 W ST HELENA AVE	7	BEL-AIR ESTATES	\$5,200.00	0
BLDM-2023-13316	D.G.V.L.P	308 W ST HELENA AVE	8	BEL-AIR ESTATES	\$5,200.00	0
BLDM-2023-13317	D.G.V.L.P	312 W ST HELENA AVE	9	BEL-AIR ESTATES	\$5,200.00	0
BLDM-2023-13319	D.G.V.L.P	400 W ST HELENA AVE	10	BEL-AIR ESTATES	\$5,200.00	0
BLDM-2023-13325	D.G.V.L.P	308 W RUTHENFORD AVE	33	BEL-AIR ESTATES	\$5,200.00	0
TOTAL:					\$3,563,800.00	

RESIDENTIAL ADDITIONS/REPAIRS:

PERMIT #	OWNER	BUSINESS NAME	ADDRESS	LOT	BLOCK	SUBDIVISION	AMOUNT VALUE	SQ FT
BLDR-2021-1928	CESAR DE LA GARZA		2716 SETON ST	135	0	LOS LAGOS PH 4	\$5,000.00	0
BLDR-2021-3957	MOSES ASHUKEM		2320 ARLINA DR	12		LOS LAGOS PHASE 1	\$10,000.00	0
BLDR-2022-12401	CHARLES ABBOTT		2224 CARLAMARIE WAY	62	0	RAYO DEL SOL ESTATES	\$8,000.00	0
BLDR-2022-12695	YVETTE WALSH		3911 W ROGERS RD W	52		BAR UNIT NO 6	\$7,000.00	1,250
BLDR-2022-12754	DANIEL- JULIA OLIVARES		1803 CRAWFISH DR	47	0	SPRAGUE MEADOWS PH 4	\$650.00	0
BLDR-2022-12765	RUTH PEREZ		309 E SAMANO ST	10	366	EDINBURG ORIGINAL TOWNSITE	\$2,000.00	0
BLDR-2022-12805	SANDRA & CHON ALANIZ		3300 SILVER NUGGET DR	32	2	MONTECITO PH I	\$2,936.00	80
BLDR-2022-12807	RAMIRO VILLARREAL		3205 STUART DR	69	0	WISCONSIN M/H COMMUNITY PH 1	\$2,500.00	0
BLDR-2022-12815	JUANITO & DEBBIE GONZALEZ		2704 SERRANO ST	50	0	PEPPER RIDGE	\$20,683.00	0
BLDR-2022-12859	JESSICA WILKINSON		1322 CANDY LN	53	0	SUGARLAND ESTATES	\$13,000.00	800
BLDR-2022-12913	RAYMUNDO CARDENAS		1909 WEBSTER DR	362	0	FAIRHAVEN HEIGHTS PH 4 AMENDED	\$4,000.00	209
BLDR-2022-12942	REY RODRIGUEZ		912 N 5TH AVE	11	1	ROSELAND PARKS	\$83,500.00	329
BLDR-2022-12970	OSCAR L RAMIREZ		2208 ARLINA DR	5	0	LOS LAGOS PH 1	\$1,200.00	0
BLDR-2023-13025	MARK GONZALEZ		3604 LULA ST	1	2	OLIVIA ESTATES SEC 1	\$8,000.00	0
BLDR-2023-13076	ANTONIO DE LA CRUZ JR		3125 EVERGREEN LN	55		FAIRWAY MONTECRISTO	\$4,000.00	0
BLDR-2023-13080	GARY MERCIL		505 E RAMSEYER RD	1	36	SANTA CRUZ GARDENS UT NO. 2	\$1,600.00	112

BLDR-2023-13092	MARCO HERNANDEZ	1809 LAGO HURON	45	0	LUMEN PH A	\$12,000.00	240
BLDR-2023-13097	JASON EBERLE	2003 ASH CIR	9	0	REGENCY SQUARE UT NO. 4	\$30,000.00	2,366
BLDR-2023-13141	NOELIA GARCIA	3712 S SUGAR RD	26	0	KELLY PHARR TRACT	\$1,000.00	300
BLDR-2023-13198	JUAN ZEPEDA	1716 E WISCONSIN RD	3	3 1.92	JOHN CLOSNER	\$3,000.00	100
BLDR-2023-13222	DANIEL GONZALEZ	3423 JUAN ST	48	0	PRIMAROSA ESTATES	\$700.00	100
BLDR-2023-13223	JAVIER BARBOSA	2520 E RODGERS ST	4	248	TEXAS-MEXICAN CO	\$45,000.00	30,000
BLDR-2023-13232	MARIO A MARQUEZ	1525 MAYHEM DR	63	2	HEIGHTS IN WISCONSIN	\$3,000.00	0
BLDR-2023-13236	MAGDALENA & MOLLY BAZAN	2420 N MCCOLL RD	34	0	WINDSOR ESTATES	\$2,250.00	120
BLDR-2023-13249	ANTONY ORTEGA	4805 AUGUST DR	81	0	SUMMER FIELD MANOR	\$9,850.00	0
BLDR-2023-13258	DANIEL GARCES	3923 RIPPLE DR	56	0	NORTHBROOK ESTATES	\$8,682.93	4,089
BLDR-2023-13295	SANDRA & ANTONIO SAENZ	515 S 2ND AVE	12		WOODS	\$35,000.00	0
BLDR-2023-13302	PEDRO VARGAS	2800 W DUKE DR	1	1	JAMES COURT	\$9,800.00	0
BLDR-2023-13306	GARY & CINDY BEGGS	505 E RAMSEYER RD LOT 23	23	36	SANTA CRUZ GARDENS UT NO. 2	\$8,800.00	0
BLDR-2023-13547	JESUS TREJO	1001 S 7TH AVE	10	0	EDINBURG ADJACENT ACREAGE	\$1,000.00	0
POOLR-2022-12612	ROCKY AND AMANDA RAMIREZ	950 W EBONY DR	15	3	EBONY TERRACE	\$25,000.00	0
POOLR-2022-12906	JARED CROUSE	3918 SORRENTO ST	50	0	VALENCIA PH 1	\$23,000.00	0
POOLR-2023-13090	DAVID ENRIQUEZ	3840 NAPLES ST	38		SANTA CRUZ SEC 1 PH 4-2	\$22,000.00	0
POOLR-2023-13173	SAIDEL ELIZONDO	1712 S QUEEN ST	59		BRENTWOOD MANOR	\$20,000.00	0
SOLR-2022-11238	LETICIA GONZALEZ	3209 PLUTO ST	66	0	SANTA GLORIA	\$25,253.00	0
SOLR-2022-12199	OSCAR ZAMARRON	3512 SILVER NUGGET DR	47	2	MONTECITO PH 1	\$21,900.00	0
SOLR-2022-12331	CHARLES ABBOTT	2224 CARLAMARIE WAY	62	0	RAYO DEL SOL ESTATES	\$16,500.00	0
SOLR-2022-12359	ANGEL RODRIGUEZ	501 W OWASSA RD	2	0	OWASSA CROSSING PH 2	\$17,726.00	0
SOLR-2022-12953	CHRISTINA JOHNSON	2431 RUBY ST	58	0	GRACIELA ESTATES (AMENDED)	\$13,200.00	0
SOLR-2022-12967	SANDRA GUTIERREZ	317 HOLLYWOOD DR	22	7	ENFIELD ESTATES	\$76,163.00	0
SOLR-2022-12974	JAVIER HERNANDEZ	1601 CORTEZ DR	103	0	TRENTON MANOR UT 2 PH 1	\$49,410.50	0

SOLR-2023-13058	LONNIE DELEON GARCIA	608 E STUBBS ST	4	325	EDINBURG ORIGINAL TOWNSITE	\$50,000.00	0
SOLR-2023-13106	FABIAN MARTINEZ	3314 E ELIZABETH ST	124	0	BAR UT NO. 5	\$18,000.00	0
SOLR-2023-13147	MONICA GONZALES	416 S 29TH AVE	36	6	VICTORY	\$45,062.96	0
SOLR-2023-13221	RAUL SAAVEDRA	2702 E YOSEMITE ST	156		DAVIS PALMS	\$3,395.25	0
SOLR-2023-13227	PROJECT MANAGEMENT 1	1309 MAYBERRY ST	6	0	REDBUD ESTATES PH 3	\$16,380.00	0
SOLR-2023-13230	JOSE BANDA	3428 DUNES DR	77	2	MONTECITO PH 1	\$46,500.00	0
SOLR-2023-13480	TIMOTHY LEONI	516 BARTON DR	103	0	NORTHBROOK ESTATES	\$6,000.00	0
SOLR-2023-13573	LORENA SALINAS	2502 CRESTVIEW AVE	31	0	TOWNE ESTATES	\$28,000.00	0
TOTAL:						\$867,642.64	

RESIDENTIAL NEW:

PERMIT #	OWNER	BUSINESS NAME	ADDRESS	LOT	BLOCK	SUBDIVISION	AMOUNT VALUE	SQ FT
BLDR-2021-0074	RITO AND ASHLEY CORTINA		3415 LAGO WASHINGTON	93	0	LUMEN PH B	\$251,238.00	3,248
BLDR-2021-1814	EMIGDIO VILLANUEVA		1001 W MILE 17 1/2 RD	16	239	TEXAS MEXICAN RAILWAY SURVEY	\$140,530.00	2,162
BLDR-2021-3523	AR GOZ INVESTMENTS LLC		2705 W DUKE DR	1	1	JAMES COURT	\$250,000.00	3,235
BLDR-2021-3668	LIDIA M CANTU		3203 PABLO ST	25	0	PRIMAROSA ESTATES	\$50,000.00	768
BLDR-2021-3802	ROSS KHALEDI		3708 E SANTORINI DR	69		LOS LAGO S PH V	\$164,800.00	3,296
BLDR-2021-3937	MOSES ASHUKEM		2320 ARLINA DR	12		LOS LAGOS PH 1	\$240,000.00	7,067
BLDR-2021-4047	ASCARY RUIZ		3837 REVILLA ST	55		SANTA CRUZ SEC 1 PHASE IV-2	\$199,050.00	2,654
BLDR-2021-4372	ROSS KHALEDI		1905 MACQUARIE DR	10		LOS LAGOS SUBDIVISION	\$118,050.00	2,361
BLDR-2022-12114	MELISSA CARRANZA		2409 S CARTIER DR	33		LOS LAGOS PH 7B	\$173,742.00	2,518
BLDR-2022-12229	NEW VALLEY HOMES LLC		10736 N BAYLIE BEAR DR	36		OSO GRANDE ESTATES	\$140,000.00	1,665
BLDR-2022-12313	GERRY LOZANO		1900 DIPLOMAT DR	41		LOS LAGOS V PH A	\$215,556.00	3,124
BLDR-2022-12398	MELISSA CARRANZA		2405 S CARTIER DR	32		LOS LAGOS PH 7B	\$179,469.00	2,601
BLDR-2022-12582	YADIRA GARCIA SOLIS		2811 JOSEPHINE RD	15	0	HILDA NO. 1	\$7,000.00	0
BLDR-2022-12611	MARTIN VILLANUEVA		4106 E LOPEZ DR	18	0	TIERRA DEL VALLE	\$114,609.00	1,661
BLDR-2022-12668	ROY PEREZ		3110 CUARZO ST	20	0	CANTON VILLAGE	\$194,787.00	2,823
BLDR-2022-12680	ROCIO GONZALEZ		2716 E GIORGIO DR	103		LOS LAGOS PH VII	\$172,569.00	2,501
BLDR-2022-12690	RONNIE CAVAZOS		2638 EASY ST	19		COPPERFIELD	\$230,046.00	3,334

BLDR-2022-12704	SERGIO BENAVIDEZ	2818 S AUBURNDALE AVE	4	1	CANTON HEIGHTS #2	\$210,000.00	2,453
BLDR-2022-12715	MIGUEL IBARRA	2513 ANTELOPE CANYON ST	174	1	RUSSELL PARK PH III	\$133,239.00	1,931
BLDR-2022-12781	ESMER GARZA	3101 LIVINGSTON ST S	41		CANTON HEIGHTS	\$200,307.00	2,903
BLDR-2022-12788	JULIO SALINAS	3110 ZIRCON DR	82	0	GRACIELA ESTATES (AMENDED)	\$250,000.00	2,268
BLDR-2022-12789	GILBERTO ESPINO	3601 E SANTORINI DR	60		LOS LAGOS PH 5 A	\$290,000.00	2,671
BLDR-2022-12793	ESPERANZA HOMES ESPERANZA HOMES	1515 E SILOS AVE	20		SILOS AT LA SIENA	\$385,795.00	4,061
BLDR-2022-12847	JOE CASTILLO	1540 E SILOS AVE	43		SILOS AT LA SIENNA PH 1	\$271,680.00	2,830
BLDR-2022-12865	GLENN MCKENNY	3813 SANTA FE ST	31		SANTA CRUZ SEC 1 PH IV-2	\$273,792.00	3,968
BLDR-2022-12908	CRUZ LEONEL LIMAS	908 N BUXTON	97		ATWOOD ESTATES	\$161,460.00	2,340
BLDR-2022-12921	JOE CASTILLO	1401 E SONADOR DR	122		SONADOR COVES PH 2	\$219,640.00	2,312
BLDR-2022-4745	JOSE LUIS GARCIA	1305 E MAXIMUM DR	3	0	JAS. I. LA VELLE	\$20,000.00	0
BLDR-2023-12997	GARZA FEDERICO AND LAURA	1011 N HOEHN RD	16	233	TEX-MEX SURVEY	\$163,185.00	2,365
BLDR-2023-12998	AMANDA GUERRERO	2711 GARZA DR	8	0	ASHLEY ESTATES PH 1	\$255,000.00	2,655
BLDR-2023-13014	IRENE MUJICA	1702 WILCOX DR	87	0	FAIRHAVEN HEIGHTS PH 2	\$117,600.00	1,579
BLDR-2023-13024	THOMAS GENNEZO	1614 LAGO DELTON	80	0	LUMEN PH B	\$300,000.00	3,115
BLDR-2023-13035	RICARDO HERNANDEZ	215 S 34TH ST	10	0	VELA	\$165,000.00	2,288
BLDR-2023-13066	MIGUEL IBARRA	2509 ANTELOPE CANYON ST	175	1	RUSSELL PARK PH IV	\$147,315.00	2,135
BLDR-2023-13111	SILVESTRE TREVINO	2808 N ALYNA AVE	46		PEARL ESTATES	\$160,000.00	1,830
BLDR-2023-13112	SERGIO AGUILAR	10933 N SUGAR BEAR DR N	52		OSO GRANDE ESTATES	\$138,138.00	2,002
BLDR-2023-13117	ALDO SARABIA	2706 MONTEGUE ST	157	0	LOS LAGOS PH 4	\$125,000.00	2,226
BLDR-2023-13195	NORBERTO RODRIGUEZ	5014 NEVIS DR	39	0	SUMMERSET ESTATES	\$244,950.00	3,550
BLDR-2023-13253	JUAN F CANDELARIA	4025 S DUNCAN LN	12		THE HEIGHTS ON TRENTON	\$164,910.00	2,390
BLDR-2023-13262	MARTIN VILLANUEVA	3420 DUNES DR	79	2	MONTECITO PH 1	\$128,754.00	1,866
BLDR-2023-13294	MARTIN VILLANUEVA CONSTRUCTION LLC	3421 SILVER NUGGET DR	94	2	MONTECITO PH 1	\$128,754.00	1,866
BLDR-2023-13305	JOSE AND DENISE ALVAREZ	1521 E WISCONSIN RD	1	0	SEVILLA GRANDE	\$256,125.00	3,415

BLDR-2023-13368	DAGOBERTO GONZALEZ	10801 N BAYLIE BEAR DR	14		OSO GRANDE ESTATES	\$130,272.00	1,888
BLDR-2023-13413	LUIS B. ROJO LOPEZ	605 W SOUTHLAND AVE	17	0	TAYLOR RIDGE	\$178,227.00	2,583
TOTAL:						\$8,060,589.00	
GRAND TOTAL:						\$44,033,224.24	


**CITY OF EDINBURG
CODE ENFORCEMENT DIVISION**

**NEW RESIDENCE COMPLETE
01/01/2023 TO 01/31/2023**

DATE	NAME	ADDRESS	LOT	BLOCK	SUBDIVISION
1/12/2023	RICK VILLARREAL	4205 S DUNCAN LN	4	1	THE HEIGHTS ON TRENTON
1/18/2023	SALVADOR SANCHEZ	3404 SHOWBOAT DR	47	1	MONTECITO
1/16/2023	ROSENDO TREVINO	2612 N SUGAR RD	7	0	BERETTA ESTATES
1/31/2023	JUAN C CARRION	2712 CALEDONIA ST	101		DAVIS PALMS
1/26/2023	HUGO LARA	1909 DIPLOMAT DR	29		LOS LAGOS PH 5
1/26/2023	LILIANA GARCIA	2707 LARKSPUR AVE	44	0	MCCOLL MANOR
1/20/2023	NORMAN CORDOVA III	2105 MACQUARIE DR	03	5	LOS LAGOS PH 5
1/09/2023	GERARDO RIOS	1701 DIPLOMAT DR	111		LOS LAGOS PHASE V-B
1/06/2023	HOMERO OROZCO	10901 N SUGAR BEAR DR	58		OSO GRANDE ESTATES
1/19/2023	RICHARD AND PATRICIA ANN CLEM	609 W SOUTHLAND AVE	18	0	TAYLOR RIDGE
1/26/2023	HERIBERTO LUNA	3400 ERICA LN	17		VILLAS DE SANTA CRUZ
1/31/2023	JOE CASTILLO	1406 E SONADOR DR	95		SONADOR COVES PH 2
1/06/2023	SANTOS SANCHEZ	1613 TROPHY DR	96		LOS LAGOS PHASE 5 SUBD B
1/17/2023	CRYSTAL CANTU	3008 N ALYNA AVE	34		PEARL ESTATES SUBDIVISION
1/13/2023	ESPERANZA HOMES	1309 E SONADOR DR S	SC116		SONADOR COVES PH. 2
1/25/2023	JOE CASTILLO	3912 N RYE CIR	1		SILOS AT LA SIENNA PH 1
1/19/2023	PEDRO DE KERATRY	4705 S HAYES AVE	45		HYDE PARK
1/13/2023	LISA CORDOVA	4113 S DUNCAN LN	6		THE HEIGHTS ON TRENTON
1/18/2023	JORGE CAVAZOS JOSE ORTIZ	5127 SHALOM DR	53	0	TIERRA SANTA ESTATES
1/12/2023	MIGUEL IBARRA	301 GRAND CANYON ST	170	1	RUSSELL PARK PH IV
1/05/2023	HOMERO OROZCO	10917 N SUGAR BEAR DR	56		OSO GRANDE ESTATES
1/11/2023	RAUL LOPEZ	2419 RUBY DR	56	1	GRACIELA ESTATES
1/17/2023	ROSS KHALEDI	1905 MACQUARIE DR	10		LOS LAGOS SUBDIVISION
1/10/2023	G&G CONTRACTORS	10705 N SUGAR BEAR DR	75		OSO GRANDE ESTATES
1/27/2023	HUGO LARA	1805 DIPLOMAT DR	35		LOS LAGOS PH 5
1/13/2023	TRANG QUOC NGUYEN	3004 LONDON DR	78	0	CAMDEN VILLAGE
1/31/2023	HUGO LEAL	619 E FAY ST	8	325	EDINBURG ORIGINAL TOWNSITE
1/16/2023	ANDREW I MORENO	3908 S DUNCAN LN	68		THE HEIGHTS ON TRENTON
1/27/2023	JOE CASTILLO	2106 N VALOR DR	76		SONADOR COVES PH 2 LOT 76
1/17/2023	GLENN MCKENNY	3800 REVILLA ST	63		SANTA CRUZ SEC.1 PHASE IV-2
1/20/2023	LUIS CABRERA	10905 N SUGAR BEAR DR	57		OSO GRANDE ESTATES
1/27/2023	ESPERANZA HOMES	1315 E SONADOR DR S	119		SONADOR COVES PH 2
1/13/2023	GABINO GUERRA & RITA FLORES	5002 RETAMA ST	27	0	REDBUD ESTATES PH 3
1/19/2023	NELDA SANDOVAL	1924 E RIDGEWAY CIR	7		SANTA CRUZ PH IV- 1
1/11/2023	ALFREDO LOPEZ	1712 LAGO DELTON	76	0	LUMEN PH B
1/16/2023	VICTOR GUZMAN	3519 INEZ ST	2		MONMACK HEIGHTS
1/19/2023	EMIGDIO VILLANUEVA	1001 W MILE 17 1/2 RD	16	239	TEXAS MEXICAN RAILWAY SURVEY
1/06/2023	LUIS CABRERA	10812 N SUGAR BEAR DR	91		OSO GRANDE ESTATES
1/23/2023	ALBERTANO ARISPE	4217 S DUNCAN LN	1		THE HEIGHTS ON TRENTON
1/26/2023	HERIBERTO LUNA	3313 ERICA LN	34		VILLAS DE SANTA CRUZ
1/09/2023	JOE CASTILLO	1308 E SONADOR DR S	109		SONADOR COVES PH. 2
1/12/2023	MIGUEL IBARRA	313 GRAND CANYON ST	167	1	RUSSELL PARK PH III
1/06/2023	RICK VILLARREAL	3409 S COLT LN	15		NEW CASTLE
1/10/2023	JOE CASTILLO	2004 E SONADOR DR	83		SONADOR COVES PH.2
1/12/2023	RICK VILLARREAL	4213 S DUNCAN LN	2		THE HEIGHTS AT TRENTON
1/06/2023	ROBERTO VERGARA	2304 COLVIN AVE	4	0	JACKSON HEIGHTS (AMND)
1/03/2023	ELMA RODRIGUEZ	3206 YVONNE ST	31	0	BAR UT NO. 5
1/03/2023	G&G CONTRACTORS	10704 N BAYLIE BEAR DR	28		OSO GRANDE ESTATES
1/20/2023	GLENN MCKENNY	3805 REVILLA ST	47		SANTA CRUZ IV-2
1/10/2023	MIGUEL IBARRA	413 OLYMPIC ST	124	1	RUSSELL PARK PH III
1/05/2023	DELIA MORENO	2404 HAMPTON AVE	110	0	BENTLEY ESTATES
1/13/2023	JUAN H RIZO ZARAGOZA	3821 REVILLA ST	51		SANTA CRUZ SECTION 1 PH IV

DATE	NAME	ADDRESS	LOT	BLOCK	SUBDIVISION
1/11/2023	MIGUEL IBARRA	413 CHOKE CANYON ST	142	1	RUSSELL PARK PH III
1/23/2023	MARTIN VILLANUEVA	3412 SILVER NUGGET DR	39	2	MONTECITO
1/18/2023	JOSE LUIS GARCIA	1305 E MAXIMUM DR	3	0	JAS. I. LA VELLE
1/06/2023	GABRIEL & MAYELA GARZA	313 W PALM DR			SANTA CRUZ ORANGE GARDEN
1/23/2023	GLENN MCKENNY	3800 SANTA FE ST	37		SANTA CRUZ SEC 1 PHASE IV -2
1/13/2023	JOE CASTILLO	1546 E. SILOS AVE.	40		SILOS AT LA SIENNA
1/06/2023	LUIS CABRERA	10808 N SUGAR BEAR DR	90		OSO GRANDE ESTATES
1/10/2023	HUGO LEAL	621 E FAY ST	7	325	EDINBURG ORIGINAL TOWNSITE

CITY SECRETARY/ CITY HALL



ORDINANCES & RESOLUTIONS				
FY 2022-2023	ORDINANCES	YTD	RESOLUTIONS	YTD
OCT	13	13	3	3
NOV	9	22	5	8
DEC	5	27	1	9
JAN	12	39	5	14
FEB				
MAR				
APR				
MAY				
JUN				
JUL				
AUG				
SEPT				
<i>FY TTLS</i>		39		14

CITY COUNCIL MEETINGS & MINUTES					
CITY COUNCIL APPROVED MINUTES			CITY COUNCIL MEETINGS		
FY 2022 - 2023	MONTHLY	YTD	FY 2022 - 2023	MONTHLY	YTD
OCT	0	0	OCT	2	2
NOV	4	4	NOV	3	5
DEC	0	4	DEC	1	6
JAN	8	12	JAN	3	9
FEB			FEB		
MAR			MAR		
APR			APR		
MAY			MAY		
JUN			JUN		
JUL			JUL		
AUG			AUG		
SEPT			SEPT		
FY TTLS		12	FY TTLS		9

ADVISORY BOARDS & COMMITTEES

ADVISORY BOARDS MEETINGS			ADVISORY BOARDS MINUTES		
FY 2022-2023	MONTHLY	YTD	FY 2022-2023	MONTHLY	YTD
OCT	13	13	OCT	2	2
NOV	14	27	NOV	0	2
DEC	4	31	DEC	0	2
JAN	8	39	JAN	26	28
FEB			FEB		
MAR			MAR		
APR			APR		
MAY			MAY		
JUN			JUN		
JUL			JUL		
AUG			AUG		
SEPT			SEPT		
FY TTLS		39	FY TTLS		28

RECORDS PROCESSING

INACTIVE			PERMANENT			DISPOSED		
FY 2022 - 2023	MONTHLY	YTD	FY 2022 - 2023	MONTHLY	YTD	FY 2022 - 2023	MONTHLY	YTD
OCT	6	6	OCT	0	0	OCT	22	22
NOV	7	13	NOV	14	14	NOV	18	40
DEC	43	56	DEC	2	16	DEC	18	58
JAN	13	69	JAN	3	19	JAN	31	89
FEB			FEB			FEB		
MAR			MAR			MAR		
APR			APR			APR		
MAY			MAY			MAY		
JUN			JUN			JUN		
JUL			JUL			JUL		
AUG			AUG			AUG		
SEPT			SEPT			SEPT		
<i>FY TTLS</i>		69	<i>FY TTLS</i>		19	<i>FY TTLS</i>		89

PUBLIC INFORMATION REQUESTS				
FY 2022-2023	Processed Monthly	YTD	Monthly Revenues	YTD
OCT	66	66	\$20.00	\$20.00
NOV	75	141	\$0.00	\$20.00
DEC	82	223	\$10.00	\$30.00
JAN	70	293	\$0.00	\$30.00
FEB				
MAR				
APR				
MAY				
JUN				
JUL				
AUG				
SEPT				
FY TTLS		293		\$ 30.00

Created: 01/21

PASSPORTS PROCESSING					
FY 2022 - 2023	PASSPORTS PROCESSED	FEEES	PASSPORT PHOTOS	FEEES	TOTAL REVENUES
OCTOBER	162	\$ 5,670.00	162	\$ 2,430.00	\$ 8,100.00
NOVEMBER	157	\$ 5,495.00	153	\$ 2,295.00	\$ 7,790.00
DECEMBER	147	\$ 5,145.00	151	\$ 2,265.00	\$ 7,410.00
JANUARY	201	\$ 7,035.00	213	\$ 3,195.00	\$ 10,230.00
FEBRUARY					
MARCH					
APRIL					
MAY					
JUNE					
JULY					
AUGUST					
SEPTEMBER					
	667	\$ 23,345.00	679	\$ 10,185.00	\$ 33,530.00


VITAL STATISTICS							
FY 2022-23	Walk-ins/ Appmnts.	Mail Requests	Vitalchek Online Orders	Monthly Ttl. Records Issued	YTD	Monthly Revenues	YTD
October	1167	1	0	1371	1371	\$32,596.00	\$32,596.00
November	1099	2	0	1250	2621	\$29,522.00	\$62,118.00
December	1169	2	0	1370	3991	\$32,359.00	\$94,477.00
January	1771	4	0	1993	5984	\$46,040.00	\$140,517.00
February							
March							
April							
May							
June							
July							
August							
September							
FY TTLS					5984		\$140,517.00

CITY HALL REPORTS						
BIDS, RFQ & RFP SUBMITTED						
FY 2022 - 2023	BIDS	YTD	RFQ'S	YTD	RFP'S	YTD
OCT	3	3	0	0	4	4
NOV	41	44	0	0	0	4
DEC	3	47	0	0	7	11
JAN	1	48	0	0	0	11
FEB						
MAR						
APR						
MAY						
JUN						
JUL						
AUG						
SEPT						
<i>FY TTLS</i>		48		0		11

CITY HALL POSTAGE REPORTS

OUTGOING MAIL			(UVMS) BILLED			POSTAGE USED		
FY 2022-2023	MAIL	YTD	FY 2022-2023	MAIL	YTD	FY 2022-2023	MAIL	YTD
OCT	2721	2721	OCT	\$ 3,625.14	\$ 3,625.14	OCT	\$ 346.50	\$ 346.50
NOV	3258	5979	NOV	\$ 3,237.26	\$ 6,862.40	NOV	\$ 356.40	\$ 702.90
DEC	2608	8587	DEC	\$ 2,533.07	\$ 9,395.47	DEC	\$ 258.10	\$ 961.00
JAN	5216	13803	JAN	\$ 4,878.03	\$ 14,273.50	JAN	\$ 386.10	\$ 1,347.10
FEB			FEB			FEB		
MAR			MAR			MAR		
APR			APR			APR		
MAY			MAY			MAY		
JUN			JUN			JUN		
JUL			JUL			JUL		
AUG			AUG			AUG		
SEPT			SEPT			SEPT		
FY TTLS		18995	FY TTLS		\$ 14,273.50	FY TTLS		\$ 1,347.10

GRANTS ADMINISTRATION





GRANTS ADMINISTRATION DEPARTMENT
MONTHLY REPORT
JANUARY 2023

Grants Awarded	2
Grant Award Amount	\$1,900,000
Local Match Amount	\$300,000
Grants Submitted	2
Requested Funding Amount	\$800,000
Local Match Amount	\$0
Requests for Information (RFIs) Submitted	0
Grants under Review and Development for Submission	10
FY 2022-2023 Year-to-Date Grant Awards	
Fiscal Year-to-Date Grants Awarded (Grants awarded after Oct. 1, 2022, including grants submitted before Oct. 1, 2022)	10
Fiscal Year-to-Date Grant Award Amount	\$4,544,198.30
Fiscal Year-to-Date Local Match Amount for Grant Awards	\$1,219,272.83
FY 2022-2023 Year-to-Date Grant Submissions	
Fiscal Year-to-Date Grants Submitted	7
Fiscal Year-to-Date Requested Funding Amount	\$4,072,032.30
Fiscal Year-to-Date Local Match Amount for Grants Submitted	\$413,318.75

GRANTS AWARDED

- US House Committee on Appropriations' FY 2023 Community Project Funding Grant
 - Grant application submitted on April 14, 2022 to fund new security perimeter fencing at the South Texas International Airport at Edinburg, and removal of the current dilapidated fencing. Congressman Gonzalez awarded the grant on Jan. 4 in the amount of \$1,800,000, with a required local match of \$200,000, for a total project cost of \$2,000,000.
- US Department of the Interior, Bureau of Reclamation's FY 2022 WaterSMART Small-Scale Water Efficiency Project Grant
 - Grant application submitted on April 26, 2022 to fund the replacement of 500 residential water meters with smart water meters to prevent water loss in an underserved residential area (Closner to I-69C from SH 107 to East Schunior). The BOR awarded the grant on Jan. 23 in the maximum amount of \$100,000, with a required local match of \$100,000, for a total project cost of \$200,000.

GRANTS SUBMITTED

- Texas Department of Transportation's FY 2023 Transportation Alternatives Set-Aside (TASA) Program – Active Transportation Network Enhancements Grant
 - Grant application submitted on Jan. 25 for the Freddy Gonzalez Drive and Closner Boulevard Intersection Improvements Project in the amount of \$500,000. Improvements will accommodate pedestrian ADA ramps and sidewalks, which will connect to the future Hike-and-Bike Trail. On the east part of the intersection, Freddy Gonzalez Drive will be expanded approximately 10 feet. The road expansion will allow for an additional lane going eastbound. Traffic lights will be upgraded to accommodate the additional lane traffic as designed by a Traffic Engineer. Edinburg is eligible to use Transportation Development Credits in lieu of the 20 percent required local match. If TxDOT selects the project to move forward (by March 2023), the City will need to complete a detailed application by June 5. Award notification for the detailed application is anticipated in October 2023.
- Texas Department of Transportation's FY 2023 Transportation Alternatives Set-Aside (TASA) Program – Active Transportation Non-Infrastructure Grant
 - Grant application submitted on Jan. 25 for a planning grant to update the City's 2017 Bicycle and Pedestrian Master Plan in the amount of \$300,000. Edinburg is eligible to use Transportation Development Credits in lieu of the 20 percent required local match. If TxDOT selects the project to move forward (by March 2023), the City will need to complete a detailed application by June 5. Award notification for the detailed application is anticipated in October 2023.

GRANTS UNDER REVIEW AND DEVELOPMENT

- Ongoing research of federal and state grants for possible development.
- Office of the Governor's FY 2024 Criminal Justice Grant (State Justice Assistance Grant)
 - Edinburg Police Department seeks funds for the acquisition of two portable handheld narcotics analytical instruments and required associated supplies to sustain and enhance operations to address drug-related crime. The two portable handheld narcotic analyzers will quickly identify narcotics seized by police officers and eliminate the need to send narcotics to an offsite lab for identification, expediting the prosecution of suspects and ensuring officer safety in the process. Grant development meetings were held throughout January with EPD. The grant request is \$51,500, with no local match required. The application deadline is Feb. 9. Award notification is anticipated in September 2023.
- Office of the Governor's FY 2024 General Victim Assistance Grant
 - Edinburg Police Department aims to address the needs of victims of crime in the community by requesting continuation funds for the FY 2023-2024 personnel costs (salary and benefits) of the Crime Victim Liaison (CVL) funded through this grant's previous FY 2022-2023 cycle. Grant development meetings were held throughout January with EPD. The grant request is \$67,500, with no local match required. The application deadline is Feb. 9. Award notification is anticipated in September 2023.
- Office of the Governor's FY 2024 Rifle-Resistant Body Armor Grant

- Edinburg Police Department seeks funds for 190 National Institute of Justice Level III rifle-resistant vests and 380 NIJ Level III rifle-resistant plates. The project will enhance officer and public safety by equipping officers with critical protective equipment to improve rapid response to active attack events and create a safer working environment for officers. Currently, all 190 officers are equipped with an NIJ Level IV rifle-resistant vest outfitted with NIJ Level IV ceramic plates that are at the end of their 5-year warranty. Current vests are heavier, reducing officer maneuverability and hindering officers in situations where every second counts. The requested NIJ Level III rifle-resistant vests and plates will provide officers with effective lightweight protection that will improve their maneuverability in critical situations. Grant development meetings were held throughout January with EPD. The grant request is \$317,110, with no local match required. The application deadline is Feb. 9. Award notification is anticipated in September 2023.
- Office of the Governor's FY 2024 Violence Against Women Justice and Training Program Grant
 - Edinburg Police Department seeks funds for training and travel costs for four officers to attend a Rape Aggression Defense (RAD) training. EPD is also requesting funds for a RAD suit that is designed to demonstrate hands-on self-defense strategies so officers can subsequently provide the RAD training to the community. Grant development meetings were held throughout January with EPD. The grant request is \$16,800, with a required 30 percent match of \$7,200, for a total project cost of \$24,000. The application deadline is Feb. 9. Award notification is anticipated in September 2023.
- Office of the Governor's FY 2024 State Homeland Security Program – Competitive National Priority Area Projects (SHSP-NPA) Grant
 - The Information Technology Department seeks funds for a Security Incident & Event Manager (SIEM) and an Email Filtering Solution to enhance cybersecurity infrastructure and prevent against cyberterrorist attacks. The SIEM is a device that collates incident and event logs from existing City systems, and will enable staff to quickly identify, locate and neutralize a cybersecurity attack. The Email Filtering Solution will help staff mitigate a potential cyberattack by intercepting the emails to filter out malicious content. The grant request is approximately \$110,000, with no match required. The application deadline is Feb. 9. Award notification is anticipated in September 2023.
- US Department of Transportation's FY 2023 Rebuilding American Infrastructure with Sustainability and Equity (RAISE) Program
 - This grant funds surface transportation infrastructure projects that will improve: safety; environmental sustainability; quality of life; mobility and community connectivity; economic competitiveness and opportunity including tourism; state of good repair; partnership and collaboration; and innovation. Award amount is a minimum of \$5 million in urban areas. Grants may not be greater than \$25 million. Grant requires a 20% match for capital projects however, no match is required for projects in Areas of Persistent Poverty or Historically Disadvantaged Communities. Application deadline is Feb. 28. Award notification is anticipated by June 2023. Two projects are under development:
 - Sprague Street Project (Capital Construction Project) – A grant development meeting was held on Jan. 19 with Engineering to go over grant requirements, underserved Census Tracts in Edinburg, previous awards, etc. to identify a project. Engineering will seek funds for the redesign and complete street conversion of Sprague Street from Closner

Boulevard to 10th Street. Because this project is located in an Area of Persistent Poverty, the 20 percent match will not be required. Grant request TBD.

- Chapin Road Project (Planning Project) – A grant development meeting was held on Jan. 19 with Engineering to go over grant requirements, underserved Census Tracts in Edinburg, previous awards, etc. Engineering will seek funds for planning and design costs for the redesign and complete street conversion of Chapin Road, from I69C to the West City limits. Because this project is located in an Area of Persistent Poverty, the 20 percent match will not be required. Grant request TBD.
- Rio Grande Valley Metropolitan Planning Organization’s FY 2023-2024 Transportation Alternatives Set-Aside (TASA) Grant Program
 - This grant funds transportation alternatives, including bicyclist and pedestrian infrastructure and planning. Applicants are strongly encouraged to submit projects that are consistent with RGVMPPO’s focus areas. A 20% local match is required. The application period will open March 1 and the application deadline is May 31. A grant development meeting with the Engineering Department will be scheduled upon the application materials becoming available when the application period opens. Award notification is anticipated in September 2023.
- US Department of Energy’s Energy Efficiency and Conservation Block Grant (EECBG)
 - This grant funds energy efficiency improvements that maximize benefits for local and regional communities for a variety of projects, such as developing a clean energy strategy, making buildings more energy-efficient, developing electric vehicle infrastructure, etc. Because Edinburg’s population is over 35,000, the City is eligible to apply for a formula grant. Based on population, the City is eligible to apply for a grant of \$153,020, with no local match required. The application deadline is Jan. 31, 2024, and a Pre-Award Application is due April 28, 2023.
- Texas GLO’s Resilient Communities Program (RCP)
 - This grant funds the development, adoption, and implementation of modern and resilient building codes and flood damage prevention ordinances to ensure that structures built within the community can withstand future hazards. The City is eligible to apply for up to \$300,000. More information will be provided upon further review. This grant has a rolling deadline until all grant funds are expended.

GRANT COMPLIANCE

Active Grants under Compliance	29
Compliance Monitoring Reviews	27

- Attended weekly meetings for the CDBG-CV3 Public Broadband Infrastructure project. The prime contractor and City staff attend these meetings to coordinate on-going project activities.
- Attended individual and group meetings to plan community and stakeholder surveys for the 5-Year Consolidated Plan & Strategy, Annual Action Plan and Analysis of Impediments with the National Development Council, Hidalgo County, City of McAllen and City of Mission.

- Completed three (3) Employee Interviews for the CDBG-CV3 Public Broadband Infrastructure project in accordance with Davis-Bacon Act and Labor Standards provisions.
- Attended the pre-construction meeting for the CDBG FY 2022 Parks & Recreation Municipal Park Field Turf project attended by Hellas Construction and Parks & Recreation staff and provided CDBG regulatory compliance requirements for this project.
- Attended the pre-bid meeting for the CDBG FY 2022 Public Works Solar Lighting Projects and provided CDBG regulatory compliance requirements for the bid submittal.
- On January 26, 2023 staff joined Hidalgo County and other municipalities in the FY 2023 Texas Balance of State Continuum Care Point-in-Time Count. Staff completed a survey inside the city limits to provide a snapshot of individuals and families experiencing homelessness.
- Completed Grant Kickoff Meetings to initiate 2 newly awarded grants:
 - FY 2023 Bullet-Resistant Shield, Grant #4594901
 - FY 2023 Project Safe Neighborhoods Grant Program, Grant #4457701
- Coordinated the preparation of the quarterly progress reports with the departments and submitted five grants:
 - FY 2020 Local Parks Grant Chapin Hike & Bike Trail Project #LP-2020-00059
 - FY23 Victim Assistance, General Victim Assistance Direct Services Program, #4429501
 - FY23 Project Safe Neighborhoods Grant Program, #4457701
 - FY23 Victim Assistance, First Responder Mental Health Program, #4457801
 - FY 2022 Edward Byrne Memorial Justice Assistance Grant (JAG) Program, #2022-15PBJA-22-GG-02639-JAGX
- Prepared and submitted the quarterly federal financial report for the CDBG Program.
- Completed compliance reviews for reimbursement requests totaling \$133,994.19 for 3 active grants.
- Completed compliance review, re-certification and processed payments for 2 CDBG and CDBG-CV Emergency Rental Assistance Program applicants.
- Reviewed 16 new CDBG Emergency Rental Assistance Program applications. A total of 7 applications were approved and processed for payment. The other 9 are still pending back-up documents for processing.



**GRANTS ADMINISTRATION DEPARTMENT
CDBG PROGRAM MONTHLY REPORT - JANUARY 2023**

- The FY 2023-2024 Community Development Block Grant (CDBG) - Availability of Funds Notice was published on January 20, 2023.
- The FY 2023-2024 CDBG Grant Application was emailed to City Departments and Public Service Agencies. The applications are due on March 3, 2023.

FY 2022-2023 CDBG PROGRAM

PROJECTS	BUDGET	EXPENDITURES	ENCUMBERED	BUDGET BALANCE	PROPOSED GOALS	ACTUAL GOALS	STATUS
Program Administration	220,000.00	\$ 45,544.11		174,455.89			
Housing Administration	52,417.49	\$ 8,812.33		43,605.16			
Amigos Del Valle, Inc.	45,000.00	\$ -		45,000.00	38		Ongoing
CAMP University	12,000.00	\$ 2,049.31		9,950.69	6	7	Ongoing
CASA of Hidalgo County, Inc.	10,000.00	\$ -		10,000.00	18		Ongoing
Children's Advocacy Center of Hidalgo County	20,000.00	\$ 3,181.06		16,818.94	65	38	Ongoing
Comfort House	5,000.00	\$ -		5,000.00	3		Ongoing
LRGVDC-Area Agency on Aging	8,000.00	\$ -		8,000.00	20		Ongoing
Women Together	10,000.00	\$ 1,480.50		8,519.50	50	8	Ongoing
Edinburg Municipal Park -Field Turf Project	340,000.00	\$ -		340,000.00	21880		Ongoing
Evangeline Gardens Subd.-Solar Street Lighting	40,809.00	\$ -		40,809.00	3510		Ongoing
Holly Heights Subdivision-Solar Street Lighting	64,615.00	\$ -		64,615.00	3510		Ongoing
Bar 6 Subdivision-Solar Street Lighting	37,752.00	\$ -		37,752.00	4490		Ongoing
Max Subdivision-Solar Street Lighting	20,404.00	\$ -		20,404.00	4490		Ongoing
Portable Radios 800 Mhz P25	120,000.00	\$ -		120,000.00	44085		Ongoing
Wildland/Extrication Protective Clothing	80,000.00	\$ -		80,000.00	44085		Ongoing
Emergency Rental Assistance Program	64,000.00	\$ 39,320.00		24,680.00	20		Ongoing
Housing Rehabilitation Assistance Program	162,570.00	\$ -		162,570.00	3		Ongoing
TOTALS	\$ 1,312,567.49	\$ 100,387.31	\$ -	\$ 1,212,180.18			

FY 2021-2022 CDBG PROGRAM

					PROPOSED	ACTUAL	
--	--	--	--	--	----------	--------	--

PROJECTS	BUDGET	EXPENDITURES	ENCUMBERED	BUDGET BALANCE	GOALS	GOALS	STATUS
Program Administration	130,000.00	\$ 129,509.64		490.36			
Housing Administration	45,000.00	\$ 44,991.24		8.76			
Amigos Del Valle, Inc.	15,000.00	\$ 15,000.00		-	10	21	Complete
CAMP University	8,000.00	\$ 8,000.00		-	5	8	Complete
CASA of Hidalgo County, Inc.	10,000.00	\$ 10,000.00		-	25	19	Complete
Children's Advocacy Center of Hidalgo County	15,000.00	\$ 15,000.00		-	55	119	Complete
Comfort House	5,000.00	\$ 5,000.00		-	3	3	Complete
Women Together	9,042.00	\$ 9,042.00		-	50	125	Complete
De Zavala Park - Splash Pad	400,000.00	\$ -		400,000.00	13285		Ongoing
Brennaaleen Cedar Detention Pond Project - Phase I	304,454.00	\$ 21,437.50		283,016.50	1995		Ongoing
Riverbend - Solar Street Light Project	16,450.00	\$ 16,450.00		-	1595	1595	Complete
Housing Rehabilitation Assistance Program	300,000.00	\$ 271,176.00		28,824.00	4	3	Complete
TOTALS	\$ 300,000.00	\$ 545,606.38	\$ -	\$ 712,339.62			


CDBG-CV PROGRAM

PROJECTS	BUDGET	EXPENDITURES	ENCUMBERED	BUDGET BALANCE	PROPOSED GOALS	ACTUAL GOALS	STATUS
Emergency Rental Assistance Program	506,766.00	\$ 506,734.00		32.00	150	340	Ongoing
Amigos Del Valle, Inc. - Meals-on-Wheels	106,000.00	\$ 106,000.00		-	75	112	Complete
TOTALS	\$ 612,766.00	\$ 612,734.00	\$ -	\$ 32.00			

CDBG-CV3 PROGRAM

PROJECTS	BUDGET	EXPENDITURES	ENCUMBERED	BUDGET BALANCE	PROPOSED GOALS	ACTUAL GOALS	STATUS
Program Administration	28,196.00	\$ 28,196.00		-			
Amigos Del Valle, Inc.	7,000.00	\$ 6,679.06		320.94			
Food Bank of the RGV	100,000.00	\$ 19,557.20		80,442.80	3115	819	Ongoing
Broadband Infrastructure Project	428,742.00	\$ 71,168.17		357,573.83	75,520		Ongoing
TOTALS	\$ 428,742.00	\$ 125,600.43	\$ -	\$ 438,337.57			

COMMUNICATIONS AND MEDIA



City of Edinburg-Government Social Media Report January 2023						
Post Description	Medium	Reached	Likes	Shares	Comments	Video Views
FACEBOOK						
Another day or two of #Winter before it warms up again. Expect chilly nights with mild days as we head into the weekend.	Photo/Graphic	8231	46	10	1	0
We invite the community to join us in support of our Miracle Mile this Friday, February 3, 2023 at 6 p.m. The event will be held at Richard R. Flores Stadium and we want to fill the bleachers! Bring signs of encouragement and help us cheer on our participants. Tune in now to learn more!	Video	1539	39	3	2	628
Once again, we'd like to congratulate Pablo Cerda Jr. for being our Employee of the Month for November 2022! Mr. Cerda is the Deputy Building Official with the Building Safety Department and has made a lasting impact amongst his team by putting his all into his work.	Video	1378	7		1	324
Celebrate World Read Aloud Day with the Dustin Michael Sekula Memorial Library! Join them on Wednesday, February 1st during their special presentations! Enjoy a story time with a police officer at 10:00 a.m., a firefighter at 2:00 p.m., and at 6:00 p.m. come by and read aloud to a therapy dog!	Photo/Graphic	4631	12	1	0	0
We're feeling another round of cold weather today!						
Remember the '5 P's of Cold Weather Preparedness!' Be sure to protect people, pets, plants, and pipes around you as the temperature drops, and practice fire safety.	Photo/Graphic	3854	17	6	1	0

Grab a jacket before you head out the door. It's CHILLY! Winter is back with cold temps in the 40s and scattered light rain and drizzle today.	Photo/Graphic	6737	63	6	1	0
It's already colder outside and much cooler temps are expected tonight in the wake of a cold front. Isolated to scattered light rain and patchy drizzle will develop across the area tonight.	Photo/Graphic	5526	32	10	1	0
Special thanks to Buenos Dias Valle for having our Mayor Ramiro Garza Jr. on their morning show today! He's helping to promote the ITT Community Challenge in our All-America City. Make sure you sign up and stay active Edinburg! #EdinburgProud	Photo/Graphic	3264	20	1	0	0
A cold front is making it's way through the RGV today. It's looking to be out of the area by tonight, with MUCH cooler temps behind it. Get ready to bundle up tomorrow Edinburg!	Photo/Graphic	12352	143	26	9	0
We'd like to congratulate Daniel Wiley, Line Service Technician, for receiving the October 2022 Employee of the Month recognition! Mr. Wiley is an employee of the Aviation Department and has gone above and beyond his duties and responsibilities while serving our community.	Video	1920	80	1	6	569
Be sure to join us for Beginner Yoga tomorrow at the Edinburg Parks and Recreation Center's Boxing Gym! Tuesday's FREE class begins at 7:20PM and is open to ages 16 and up. Spots are limited to 15 people per event. To pre-register, call (956) 381-5631 or email degarza@cityofedinburg.com.	Photo/Graphic	4588	22	9	1	0

!! Get ready for tomorrow. It's going to get colder as winter briefly returns to the Valley. Check out the temps for tomorrow and Wednesday!	Photo/Graphic	19821	210	97	11	0	
Online and walk-in registration is open NOW for the 41st Annual All-America City David Chavana 10K Run/Walk set for Feb. 4! Join the fun!	Photo/Graphic	9288	50	11	4	0	
Have you joined the It's Time Texas Community Challenge? Sandra Alaniz, Chairperson for the Edinburg 2040 Health and Wellness Committee, has taken on the challenge and now it's your turn! How to earn points: - Download the It's Time Texas mobile app to earn points and track your journey. - Track points by logging your lunches, walks, water intake, mental health breaks and more! - You can also earn points by "High Fiving" other participants. - When registering, remember to select "Edinburg".	Video	1355	6	2	0	374	
We can expect a steady cool down for the middle portion of the work week. Wet conditions are also anticipated. Be ready!	Photo/Graphic	5758	26	11	0	0	
The Texas General Land Office wants to hear from you! They're hosting an Open House to discuss the LRGV River Basin Flood Study on Wednesday from 4pm-7pm at our Edinburg City Hall. To Register by email: www.glofloodstudies.lrgv@recovery.texas.gov Or call 956-603-2228	Photo/Graphic	3714	5	3	1	0	

<p>What a day! Mayor Ramiro Garza Jr. was invited to join the City of Mission Texas Citrus Fiesta Inc. festivities today. He was proud to represent #Edinburg at the Mayor's International Brunch and Parade of Oranges along with several other local mayors! #RGVProud</p>	Photo/Graphic	12744	165	4	4	0
<p>Let's get outside and get active, Edinburg!</p> <p>Be sure to stop by the Edinburg Scenic Wetlands & World Birding Center this weekend to enjoy the great outdoors and take a walk around the hidden gem in our city. While you're there, log your activity on the It's Time Texas app! You can register by clicking here: https://register.ittcommunitychallenge.com/</p>	Photo/Graphic	10650	44	8	0	0
<p>Do you have social media experience? Are you creative with photos and love to engage with the community? The City of Edinburg's Communications and Media department is hiring another Communications Specialist. Apply today! Position closes on Friday!</p>	Photo/Graphic	3815	8	3	0	0
<p>A doggone breezy Saturday is in store for us today! Southeasterly winds could gust up to 35 mph by this afternoon. Winds start to die down later this evening.</p>	Photo/Graphic	7348	43	2	1	0
<p>Our 2040 committees are going strong! Last night, the Government Transparency Committee met for the first time to begin tackling civic engagement, communication and transparency in our All-America City. Thanks to the members for getting involved in our community! #OurEdinburg</p>	Photo/Graphic	7522	79	5	2	0

Nominate your Hometown Hero now! We're asking the community to take the opportunity to nominate the men and women who make a difference in our city ahead of the Hometown of Heroes Half Marathon! Anyone can be nominated so long as they meet the guidelines below. 13 people will be selected, and each mile of the half-marathon will be dedicated to those that are chosen. The deadline for submissions is February 8, 2023. Nominations must be submitted to commandmedia@cityofedinburg.com. The nomination form can be found here: https://cityofedinburg.com/events_detail_T53_R836.php	Photo/Graphic	3654	10	2	0	0
Today, we celebrated our employees with a birthday in December and January! We want to wish them all a very Happy Birthday and wish them a wonderful year.	Photo/Graphic	10494	54		5	0

<p>FRIENDLY REMINDER: Tomorrow, January 27, 2023, is the last day to recycle your real Christmas tree. You can stop by one of three locations in the city of Edinburg:</p> <p>Resource Recovery Center (3102 S. Business 281):</p> <ul style="list-style-type: none"> - Monday through Friday 8:00AM to 6:30PM - Saturday and Sunday 8:00AM to 5:00PM <p>Edinburg Regional Landfill (8601 N. Jasman Rd.):</p> <ul style="list-style-type: none"> - Monday through Friday 7:30AM to 5:30PM - Saturday 8:00AM to 1:30PM <p>Edinburg Nature Trail Park (1300 N. Doolittle Rd.):</p> <ul style="list-style-type: none"> - Monday through Friday 8:00AM to 5:00PM <p>THINGS TO REMEMBER:</p> <p>Trees must be completely bare of all ornaments, lights, tinsel, and flocking. In addition, stands must be removed and trees should not be bagged. If your tree is over 6 feet, we ask that you please cut it in half. Live wreaths, garlands, and plants will not be accepted.</p>	Photo/Graphic	3032	1	3	0	0
<p>It's Time, Edinburg, to get our exercise and healthy eating on! Join the ITT Community Challenge today and help earn points for our All America City! Log on to http://ITTcommunitychallenge.com for more info! #ActiveEdinburg</p>	Video	3019	76	5	2	1240

<p>Good morning, Edinburg!</p> <p>Please be advised that the main entrance to Edinburg City Hall will be closed beginning today, Thursday, January 26, 2023, at 1:00PM. The temporary entrance will be on the east side of the building on 8th Avenue.</p> <p>The main entrance will reopen on Monday, January 30, 2023. Thank you for your understanding!</p>	Photo/Graphic	3217	2	3	0	0
<p>Grab the jacket this morning! Temperatures are back in the 30s and 40s in some spots. We're expecting highs in the mid to low 60s.</p>	Photo/Graphic	5870	37	6	1	0
<p>You still have time to participate in the It's Time Texas Challenge and register for the 41st Annual All-America City David Chavana 10K Run/Walk!</p> <p>David Chavana joins us today to encourage the community to get active, and tells us why it's so important.</p> <p>To register for the ITT Challenge, visit https://itstimetexas.org/register. To sign up for the David Chavana 10K on February 4, 2023, head on over to www.ActiveEdinburg.com!</p>	Video	3299	66	9	2	1320
<p>Don't miss out on tomorrow's Mommy To Be Aerobics class at the Edinburg Parks and Recreation Center's Boxing Gym!</p> <p>Make plans to join us on Thursday, January 26, 2023, at 7:20PM for this FREE event. Spots are limited to 15 people per event. To pre-register, call (956) 381-5631 or email degarza@cityofedinburg.com.</p>	Photo/Graphic	4487	12	5	2	0

Cool and comfortable conditions are expected through the remainder of the week, with a warm and breezy weekend on tap. Isolated showers are possible, mainly along the coast this weekend.	Photo/Graphic	2967	5		0	0
Our Edinburg 2040 committee chairs held a meeting of the minds this evening. They're making the 2040 vision a reality. Building for tomorrow's future, today! #OurEdinburg	Photo/Graphic	16014	111	4	3	0
<p>Do you know a Hometown Hero?</p> <p>Now is your chance to nominate the men and women who serve and give back to our city ahead of the Hometown of Heroes Half Marathon! We're asking for the community's help in highlighting and recognizing the citizens who make Edinburg so special.</p> <p>Anyone can be nominated so long as they meet the guidelines below. Whether they're a teacher, a first responder, a military hero, an athlete, or a former city leader, a Hometown Hero puts their neighbors before themselves.</p> <p>Nominations are being accepted NOW and 13 people will be selected. Each mile of the half-marathon will be dedicated to the 13 Hometown Heroes that are chosen.</p> <p>The deadline for submissions is February 8, 2023. Nominations must be submitted to commandmedia@cityofedinburg.com.</p> <p>The nomination form can be found here: https://cityofedinburg.com/events_detail_T53_R836.php</p>	Photo/Graphic	5687	29	6	1	0

It's Time Edinburg to get our exercise and healthy eating on! Join the ITT Community Challenge today and help earn points for our All America City! Log on to http://ITTcommunitychallenge.com for more info! #ActiveEdinburg	Photo/Graphic	5671	27	7	1	0
Windy conditions to start the day as clouds move in. Temperatures will get up to the 80s before a cold front pushes through the region.	Photo/Graphic	3764	11	4	0	0
Congratulations to the Edinburg High School Cheerleading Team on earning the NCA National Championship Title for the 9th time this past weekend in Dallas. Way to represent Edinburg!						
Edinburg Consolidated Independent School District	Photo/Graphic	50277	928	36	32	0
A Red Flag Warning is now in effect for tomorrow afternoon as northwest winds pick up & much drier air arrives. A Fire Weather Watch also remains in effect. Any fires may spread rapidly, outdoor burning is not recommended!!	Photo/Graphic	4744	23	12	0	0
UPDATE (1/23/23 @ 2:15 PM): STREETS HAVE BEEN RE-OPENED. - STREET CLOSURE: Please be advised that South Closner, between Trenton and Cavazos, will be closed off to traffic for an estimated 3 hours today, Monday, January 23, 2023, as city crews work on clearing an oil spill. If you have any questions or need more information, please contact the Public Works Department at (956) 388-8210. We apologize for any inconvenience and thank you for your patience.	Photo/Graphic	12616	94	36	7	0

<p>Bring your little ones to the Parks and Recreation Department, located at 315 Mark S. Pena Drive, for tomorrow's Mommy and Me Aerobics class!</p> <p>This FREE class is open to children ages 1 to 4 years old with a parent present on January 24, 2023 at 7:20PM.</p> <p>Spots are limited to 15 people per event. To pre-register, please call (956) 381-5631 or email degarza@cityofedinburg.com!</p>	Photo/Graphic	13139	71	26	21	0	
<p>We want to congratulate Jarita 'Rita' Hernandez, Administrative Assistant with the city of Edinburg Department of Aviation, for being featured in the Airport Business Magazine's 2022 'Top 40 Under 40.'</p> <p>It is an honor to have a South Texas International Airport at Edinburg staff member as a recipient of this award by a nationally publicized magazine recognizing aviation professionals and leaders from across the country annually.</p>	Video	3555	74	6	8	1617	
<p>A Fire Weather Watch is in effect for much of the area for Tuesday, January 24th. The combination of low relative humidity values and gusty winds behind a cold front will lead to the potential for critical fire weather conditions. #RGVwx</p>	Photo/Graphic	3636	5		0	0	
<p>The It's Time Texas Community Challenge is back and Edinburg needs your help to earn points by promoting fitness and healthy eating!</p> <p>Join the hundreds of Edinburg residents already taking on the wellness challenge! Register for free here: https://register.ittcommunitychallenge.com</p>	Video	1808	24	3	1	449	

A cold front will push through the RGV on Tuesday. Isolated thunderstorms will occur ahead of this frontal passage. Winds are expected to be strong on Monday and Tuesday. Temperatures will be cooler for the next few days.	Photo/Graphic	2757	7	1	0	0	
The city of Edinburg would like to recognize January 2023 as Human Trafficking Awareness Month in an effort to start a conversation about the worldwide issue. It's important to provide a safe haven in our community by protecting victims and prosecuting traffickers.	Photo/Graphic	3770	26	2	0	0	
Take a look at this past weekend's event: The Edinburg Fire Department held it's annual Fired Up for a Cure 5K Run with Chief Snider at the Edinburg Municipal Park on Saturday, January 14. Thank you to everyone who participated in this event. P.S. It's Time Texas Community Challenge is happening now. Be sure to log all of your activities, whether it'd be drinking water, running/walking, stretching, or even taking a mental health break, by downloading the ITTCommunityChallenge app in your App Store!							
Stay active, Edinburg!	Video	1608	9	2	0	373	
The Edinburg Parks and Recreation Department hosted the 6th Grade Tackle Football Round-Robin Tournament under Friday night lights yesterday evening! The Edinburg All-Stars, the San Juan All-Stars, Pharr's Finest, and Rio Grande City came together for fantastic games. We thank everyone who was able to join us and supported our players on the field!	Photo/Graphic	9946	47	1	2	0	

<p>Hard at work!! Edinburg Volunteer Firefighters are hosting live fire training at the EE Sanders Fire Field. Several other departments joined in including Pharr volunteers, Linn San Manuel volunteers, and Alamo career and volunteers. #AlwaysOnHand #EdinburgProud</p>	Photo/Graphic	7075	57	1	2	0
<p>UPDATE: intersection has reopened.</p> <p>Motorists Please Be Advised: The intersection of Sprague & Monmack is closed until further notice due to an accident in the area. Please seek alternate routes.</p>	Photo/Graphic	12073	43	16	4	0
<p>Do you have journalism, on-camera reporting, and social media experience? The City of Edinburg's Communications and Media department is hiring!</p> <p>DEADLINE TO APPLY IS ON MONDAY!</p> <p>Multimedia Journalist: https://www.applicantpro.com/openings/cityofedinburg/jobs/2719735/TX-Texas/Edinburg/Multimedia-Journalist</p> <p>Communications Specialist: https://www.applicantpro.com/openings/cityofedinburg/jobs/2719932/TX-Texas/Edinburg/Communication-Specialist</p>	Photo/Graphic	6450	13	8	0	0
<p>Join us this evening for the 6th grade Tackle Football Round-Robin Tournament</p> <p>Richard Flores Stadium 312 E Mark S Peña Dr.</p>	Photo/Graphic	3583	5	1	0	0

<p>Save the date! The 3rd Annual Hometown of Heroes Half Marathon is coming up on Sunday, March 5, 2023. A 2-person relay is available for those interested!</p> <p>Register now at www.ActiveEdinburg.com!</p>	Photo/Graphic	11068	97	17	14	0	
<p>Are you interested in doing business with the city of Edinburg?</p> <p>Register now for our Vendor Training! The Purchasing Division has transitioned from a solely paper-based bid solicitation process to a fully automated web-based electronic bidding software and they can show you how to use this new tool.</p> <p>Join us on January 25, 2023 at 10:00AM at 415 W. University Drive.</p>	Photo/Graphic	3274	9	3	1	0	
<p>It'll be a little chilly this weekend. A cold front will pass through the RGV on Saturday and again on Tuesday. Isolated to scattered showers are possible.</p>	Photo/Graphic	3423	18	3	0	0	

<p>Join us in congratulating Ms. Jarita 'Rita' Hernandez, Administrative Assistant with the city of Edinburg Department of Aviation, for the recognition she received as the Airport Business Magazine's 2022 'Top 40 Under 40' Recipient!</p> <p>The nationally publicized magazine recognizes aviation professionals and leaders from across the country annually. Ms. Hernandez is profiled among her peers in the November/December 2022 issue and on the publication's AviationPros.com digital platform.</p> <p>We are so proud of Ms. Hernandez's hard work and dedication! This prestigious recognition in aviation is well-deserved. Thank you for representing Edinburg so well!</p>	Photo/Graphic	6874	54	2	15	0
<p>!! 1:15pm UPDATE: The intersection is now back in service. !!</p> <p>Please be advised The Intersection of Schunior St & Sugar Rd will be out of service due to signal light maintenance. The intersection will be considered a 4-way stop until further notice.</p>	Photo/Graphic	10034	39	16	6	0
<p>Pablo Cerda Jr. is our Employee of the Month for November 2022!</p> <p>Mr. Cerda is the Deputy Building Official with the Building Safety Department and has made a lasting impact amongst his team by putting his all into his work. His dedication to our City has not gone unnoticed and we'd like to thank him for his commitment to our residents! Congratulations!</p>	Photo/Graphic	5997	106	1	8	0

A Dense Fog Advisory is in effect for Hidalgo County until 8 AM. Use caution if you need to drive early this morning. Conditions are expected to improve after sunrise.	Photo/Graphic	3535	11	1	0	0
A weak cold front clears the Rio Grande Valley tonight. Temperatures cool into the lower to middle 50s behind the front while those ahead of it remain closer to 60.	Photo/Graphic	4694	18	5	0	0
<p>Have you joined the It's Time Texas Community Challenge?</p> <p>Sandra Alaniz, Chairperson for the Edinburg 2040 Health and Wellness Committee, has taken on the challenge and now it's your turn!</p> <p>How to earn points:</p> <ul style="list-style-type: none"> - Download the It's Time Texas mobile app to earn points and track your journey. - Track points by logging your lunches, walks, water intake, mental health breaks and more! - You can also earn points by "High Fiving" other participants. - When registering, remember to select "Edinburg." 	Video	3010	133	10	2	1212
The Edinburg Police Department held a Badge Pinning Ceremony this morning to welcome our 11 new officers! They've committed to serving and protecting the community, and we look forward to having them as part of the city of Edinburg team. Join us in congratulating them!	Photo/Graphic	22522	697	24	29	0
The city of Edinburg would like to recognize Daniel Wiley, Line Service Technician, as the October 2022 Employee of the Month! Mr. Wiley is an employee of the Aviation Department and has gone above and beyond his duties and responsibilities while serving our community. Join us in congratulating him for his achievements!	Photo/Graphic	5753	25	1	0	0

Isolated showers are forecast towards the end of the week courtesy of a low pressure along the coast. A cold front Saturday night will sweep the rain away, leaving dry weather and seasonal temperatures afterwards.	Photo/Graphic	3391	12	1	0	0
The Edinburg City Council recognized Girl Scout Troop 1050 at tonight's City Council meeting for their community service efforts in our city. The girls were each presented with certificates for their achievements. Join us in thanking them for their hard work!	Photo/Graphic	6543	147	14	1	0
Join the Edinburg team! We are hiring for many positions and want to see your application!						
For a list of current employment opportunities, visit our website at www.cityofedinburg.com	Photo/Graphic	19023	90	36	11	0
Have you registered for the 41st All-America City David Chavana 10K, Miracle Mile & Fun Run? We have three options! To register for the 10k visit https://cityofedinburg.com/active_edinburg/ or stop by the Edinburg Parks and Recreation at 315 Mark S. Pena Drive.						
For the Miracle Mile you must register in person at Edinburg Parks and Rec. Help us rack up those ITT challenge points!	Video	1964	27	4	1	661
MEETING NOTICE: We hope you can join us for tonight's regularly scheduled City Council meeting at 6:00PM at the City Hall Council Chambers, located at 415 W. University Drive. If you can't attend in person, you can watch LIVE on the city of Edinburg website. Click here to tune in: https://bit.ly/3w9fO9b	Photo/Graphic	2276	2	1	0	0

<p>Mark your calendars! We have a Women's Dance Cardio class happening TODAY and Thursday at the Parks and Recreation Department at 7:20PM!</p> <p>This FREE class is open to ages 16 and up. Spots are limited to 15 people. Pre-register by calling (956) 381-5631 or email degarza@cityofedinburg.com.</p> <p>Plus, log your points for our ITT Community Challenge!</p>	Photo/Graphic	5608	23	6	2	0	
<p>City officials joined the Juneteenth Committee, Village in the Valley (VIVA), and the UTRGV Center for Student Involvement this morning by participating in the MLK Day of Service by volunteering to help clear debris and paint fences to restore the cemetery's appearance.</p> <p>"Not everybody can be famous, but everybody can be great because greatness is determined by service." — Dr. Martin Luther King Jr.</p>	Video	1309	17		0	306	
<p>City officials joined the Juneteenth Committee, Village in the Valley (VIVA), and the UTRGV Center for Student Involvement this morning to honor the legacy of Dr. Martin Luther King with a "Clean Up" at the Restlawn Cemetery. The Historic Restlawn Cemetery, located in the northwest corner of Hillcrest Cemetery, was the burial place established for African Americans in Edinburg in 1928.</p>	Photo/Graphic	9043	103	5	1	0	

<p>The Edinburg Parks and Recreation Department will be hosting free workout classes for the community starting tomorrow! Be sure to mark your calendars for the following events:</p> <ul style="list-style-type: none"> - January 17th and 19th: Women's Dance Cardio (Ages 16 years and up) at 7:20PM - January 24th: Mommy and Me Aerobics (Ages 1 to 4 years old, parents must be present) at 7:20PM - January 26th: Mommy to be Aerobics at 7:20PM - January 31st: Beginner Yoga (Ages 16 and over) at 7:20PM - February 2nd: Senior Chair Exercise at 7:20PM - February 7th and 9th: Women's Dance Cardio (Ages 16 years and up) at 7:20PM - February 14th: Couple's Exercise at 7:20PM <p>These classes can also be used to earn points towards the It's Time Texas Community Challenge so be sure to log your exercise. Every class requires pre-registration and allows only 15 people per event. To reserve your spot, call (956) 381-5631. Stay active, Edinburg!</p>	Video	2294	29	13	2	881	
<p>"Life's most persistent and urgent question is, 'What are you doing for others?'"</p> <p>Today, the City of Edinburg recognizes the legacy of civil rights leader Dr. Martin Luther King Jr. and his achievements.</p> <p>Happy Martin Luther King Jr. Day!</p>	Photo/Graphic	2851	10		0	0	

<p>HAPPENING TOMORROW: Join the Edinburg Parks and Recreation Department for Women's Dance Cardio from 7:20PM to 8:00PM tomorrow evening, Tuesday, January 17, 2023, at 315 Mark S. Pena Drive. The class is FREE and allows for 15 people per event, ages 16 years and up.</p> <p>Spots are limited. To register, call (956) 381-5631 or email degarza@cityofedinburg.com. We look forward to seeing you there!</p>	Photo/Graphic	10348	87	24	0	0
<p>REMINDER: You have until January 27 to turn your real Christmas tree into mulch! Residents are encouraged to stop by one of the three following locations:</p> <p>Resource Recovery Center (3102 S. Business 281):</p> <ul style="list-style-type: none"> - Monday through Friday 8:00AM to 6:30PM - Saturday and Sunday 8:00AM to 5:00PM <p>Edinburg Regional Landfill (8601 N. Jasman Rd.):</p> <ul style="list-style-type: none"> - Monday through Friday 7:30AM to 5:30PM - Saturday 8:00AM to 1:30PM <p>Edinburg Nature Trail Park (1300 N. Doolittle Rd.):</p> <ul style="list-style-type: none"> - Monday through Friday 8:00AM to 5:00PM <p>Trees must be completely bare of all ornaments, lights, tinsel, and flocking.</p>	Video	945	4		0	272
<p>A cold front will affect the RGV on Wednesday, producing cooler temperatures afterwards. No rain is anticipated through the next several days, and breezy to windy conditions will stick around.</p>	Photo/Graphic	6921	27	6	2	0

<p>Tomorrow Edinburg's Juneteenth Committee, Village in the Valley (VIVA) and the UTRGV Center for Student Involvement are hosting an MLK Day of Service with a "Clean Up" at the Restlawn Cemetery. The Historic Restlawn Cemetery, located in the northwest corner of Hillcrest Cemetery, was the burial place established for African Americans in Edinburg in 1928. We encourage the community to participate in this great service project! #EdinburgCares</p>	Photo/Graphic	7006	62	7	5	0
<p>Secure those trash cans! A Wind Advisory is in effect today for southern Hidalgo County. Southeasterly gusts up to 40 mph can be expected. Secure loose outdoor items & use caution if driving high profile vehicles.</p>	Photo/Graphic	5243	9	2	0	0
<p>Our Mayor and Council took the It's Time Texas Community Challenge Pledge this week! Will you?</p> <p>We need your help to take home the gold! You can register for free by visiting https://register.ittcommunitychallenge.com and choosing the city of Edinburg when you sign up. You can easily earn points by eating well, drinking water, and exercising. Join us in making healthy choices! #ActiveEdinburg</p>	Photo/Graphic	6016	22	3	0	0
<p>Online and walk-in registration is open NOW for the 41st Annual All-America City David Chavana 10K Run/Walk set for Feb. 4! Join the fun!</p>	Photo/Graphic	6464	44	10	2	0
<p>The RGV's newest Little Free Library, is open in Edinburg at 1021 S. 10th Ave. City leaders joined the dedication and official blessing of the library today! The purpose of the Little Free Library is to promote the love of reading by removing barriers to book access. ☐☐</p>	Photo/Graphic	23082	318	23	11	0

TODAY! We are fired up for a cure.	Photo/Graphic	5356	25	3	1	0	
Edinburg Mayor Ramiro Garza Jr. took the It's Time Texas Community Challenge Pledge and you can too! Join us as we develop healthy habits. Remember to stay active, Edinburg!	Video	1209	5	2	3	327	
Another clear, cool night ahead for the RGV. Overnight lows will fall into the 40s across most locations. We could potentially see a few spots hit the upper 30s in the northern ranchlands.	Photo/Graphic	3975	17	1	0	0	
Let's get moving Edinburg! Start off the new year strong and sign up for the It's Time Texas Community Challenge. For more details visit itstimetexas.org							
#ActiveEdinburg	Video	1728	13	4	2	479	
On Monday, January 16th, the City of Edinburg's Juneteenth Committee, Village in the Valley (VIVA) and UTRGV Center for Student Involvement are hosting an MLK Day of Service with a "Clean Up" at the Restlawn Cemetery. The Historic Restlawn Cemetery, located in the northwest corner of Hillcrest Cemetery, was the burial place established for African Americans in Edinburg in 1928. We encourage the community to join us and participate in this great service project honoring Martin Luther King Jr. For more information on the program, call the Dustin Michael Sekula Memorial Library in Edinburg at 956-383-6246. Date: Monday, January 16, 2023 Time: 9:30 a.m. to 12:00 p.m. Location: 1122 North Jasman Road in Edinburg, Texas							
	Photo/Graphic	7089	60	7	2	0	

A cold front that pushed through area will lead to clear and chilly conditions overnight. Expect lows in the 40s across much of the region.	Photo/Graphic	11299	127	29	7	0	
<p>We kicked off this year's It's Time Texas Community Challenge at Edinburg Parks and Recreation today!</p> <p>We encourage all our residents to take on the challenge and bring the award home to Edinburg!</p> <p>It's easy to earn points by eating healthy, exercising, and staying hydrated. Select the City of Edinburg when you sign up!!!</p> <p>Register for free here: https://register.ittcommunitychallenge.com</p>	Photo/Graphic	11095	103	9	2	0	
<p>The city of Edinburg kicks off the It's Time Texas Community Challenge.</p> <p>This FREE eight-week competition encourages the community to stay physically active and maintain a healthy lifestyle.</p> <p>Register today on ittcommunitychallenge.com.</p>	Video	2124	51	5	3	1066	
<p>We're getting ready to start our It's Time Texas Kickoff Ceremony here at the Parks and Recreation Department in just a few minutes! If you can't join us in person, tune in live right here on Facebook at 5:30PM.</p> <p>#ActiveEdinburg</p>	Photo/Graphic	6330	29	1	4	0	

<p>UPDATE AS OF 1/12/23 4:00PM CT: Water is back in service.</p> <p>-----</p> <p>WATER CLOSURE: Water service will be temporarily shut-off for 1715 W. Trenton at the Trenton Plaza today, Thursday, January 12, 2023, until 3:00 PM to allow city crews to complete an emergency repair. The actual duration of the shut-off will depend on the conditions encountered.</p> <p>For questions or concerns, please contact the Utilities Department at (956) 388-8212 or the after hours contact at the City's Water Plant at (956) 388-8220.</p>	Photo/Graphic	3532	3	2	2	0
<p>Join us today at 5:30 p.m. as we kick off the It's Time Texas Community Challenge in Edinburg.</p> <p>This FREE eight-week competition encourages the community to stay physically active and maintain a healthy lifestyle.</p> <p>Register today on ittcommunitychallenge.com.</p>	Photo/Graphic	3795	14	3	4	0
<p>Join us at the Historic Restlawn Cemetery, located in the northwest corner of Hillcrest Cemetery, from 9:30 A. M. to 12:00 P.M., celebrating the nationwide 'MLK Day of Service.' On that day, volunteers will help clear debris and paint fencing to restore the cemetery's appearance.</p> <p>For more information on the program, call the Dustin Michael Sekula Memorial Library in Edinburg at 956-383-6246.</p>	Photo/Graphic	3355	15	1	1	0

<p>Join us tomorrow at 5:30 p.m. as we kick off the It's Time Texas Community Challenge in Edinburg.</p> <p>This FREE eight-week competition encourages the community to stay physically active and maintain a healthy lifestyle.</p> <p>Register today on ittcommunitychallenge.com.</p>	Photo/Graphic	3360	21	3	0	0
<p>***12:00AM CT UPDATE*** Street has been opened.</p> <p>-----</p> <p>***8:00PM CT UPDATE *** A street closure has been implemented on Veterans Blvd. from Freddy Gonzalez Dr. to Vista Hermosa St.</p> <p>-----</p> <p>WATER CLOSURE: Please be advised that the water service will be temporarily shut-off on Wednesday, January 11, 2023, for East Freddy Gonzalez and South Veterans Boulevard until 9:00PM to allow city crews to complete an emergency repair. The actual duration of the shut-off will depend on the conditions encountered.</p> <p>For questions or concerns, contact the Utilities Department at (956) 388-8212 or the after hours contact at the City's Water Plant at (956) 388-8220.</p> <p>Thank you for your patience and understanding.</p>	Photo/Graphic	3521	6	3	1	0
<p>A cold front is expected to pass through the Rio Grande Valley tomorrow. Cooler temperatures will occur for a couple of days after the cold front, with warmer conditions beginning late in the weekend. No rain is anticipated.</p> <p>#EdinburgWeather</p>	Photo/Graphic	7739	62	8	7	0

Northbound US 281 main lanes are ALL CLEAR in the Edinburg area, this morning. An 18-wheeler loaded with cabbage overturned overnight requiring a traffic shift to the frontage road. The lanes on I-69C are now open.	Photo/Graphic	13049	62	14	8	0	
Check out the children activities and programs the Sekula Memorial Library has planned for this month! Participating in these programs allows children to improve social skills and to foster a love for reading							
If you have any questions or concerns, please call (956) 383-6246	Video	1630	9	5	1	624	
UPDATE AS OF 1/10/23 4:20PM CT: Water is back in service. ----- WATER CLOSURE: Please be advised that the water service will be temporarily shut-off on today, Tuesday, January 10, 2023, until 3:45PM to allow city crews to complete an emergency repair. The actual duration of the shut-off will depend on the conditions encountered. For questions or concerns, please contact the Utilities Department at (956) 388-8212 or the after hours contact at the City's Water Plant at (956) 388-8220.							
	Photo/Graphic	3920	2		1	0	
Mark your calendars! We have plenty of events and festivals this 2023.	Photo/Graphic	19971	187	51	10	0	

Be advised: Emergency water closure on 300 Block E. Cano due to the fire protection contractor making repairs. The actual duration of the shut-off will depend on the conditions encountered, but the estimated time is by 2:00PM. Once the work has been performed, water service will be restored. Please note that the water may be discolored after the water service is restored, but should clear up in a short time period. For inquiries please contact the Utilities Department at (956) 388-8212.	Photo/Graphic	2659	5		0	0
<p>Be sure to turn your real Christmas tree into mulch now through January 27, 2023! You can give your tree a new life after the holidays by stopping by one of three locations in the city of Edinburg:</p> <p>Resource Recovery Center (3102 S. Business 281):</p> <ul style="list-style-type: none"> - Monday through Friday 8:00AM to 6:30PM - Saturday and Sunday 8:00AM to 5:00PM <p>Edinburg Regional Landfill (8601 N. Jasman Rd.):</p> <ul style="list-style-type: none"> - Monday through Friday 7:30AM to 5:30PM - Saturday 8:00AM to 1:30PM <p>Edinburg Nature Trail Park (1300 N. Doolittle Rd.):</p> <ul style="list-style-type: none"> - Monday through Friday 8:00AM to 5:00PM <p>Trees must be completely bare of all ornaments, lights, tinsel, and flocking. In addition, stands must be removed and trees should not be bagged. If your tree is over 6 feet, we ask that you please cut it in half. Live wreaths, garlands, and plants will not be accepted.</p>	Video	1292	6		0	338

Want to turn your Christmas tree into mulch? Come and drop it off at one of these three locations!	Photo/Graphic	5772	18	17	0	0	
Edinburg native, Riana Quintanilla, won the 2022 USA Boxing National Championship in the 95-pound division in Lubbock, TX. She will now be competing in National Qualifiers in March 2023.							
We want to thank Riana for making Edinburg proud and can't wait to see all her accomplishments.	Video	4655	169	20	3	1580	
We want to thank everyone that joined us for the De Zavala Park groundbreaking ceremony. We are excited about the impact this park will have in our community! □	Photo/Graphic	14860	167	8	6	0	
City of Edinburg De Zavala Park Groundbreaking	Video	2693	51	10	6	792	
The Parks and Recreation Department held its opening night of the City of Edinburg's first-ever Winter Baseball League yesterday evening. This season, we welcome a total of 6 teams that will be playing every Monday and Wednesday.	Photo/Graphic	17453	150	21	15	0	

<p>UPDATE AS OF 1/4/23 1:50PM CT: Water is back in service.</p> <p>-----</p> <p>WATER CLOSURE: Please be advised that the water service for North Closner Boulevard, between Chavez Street and Wells Street, will be temporarily shut off today, Wednesday, January 4, 2023, until 6:00PM to allow city crews to complete an emergency repair. The actual duration of the shut-off will depend on the conditions encountered.</p> <p>Once the work has been performed, water service will be restored. The water may be discolored after the water service is restored, but should clear up in a short period of time. For questions or concerns, please contact the Utilities Department at (956) 388-8212 or the after hours contact at the City's Water Plant at (956) 388-8220.</p> <p>We apologize for any inconvenience this may cause. Thank you for your understanding.</p>	Photo/Graphic	3880	5	1	0	0	
-----------------------------------------------------------------------------------------------------------------------------------------------------------------------------------------------------------------------------------------------------------------------------------------------------------------------------------------------------------------------------------------------------------------------------------------------------------------------------------------------------------------------------------------------------------------------------------------------------------------------------------------------------------------------------------------------------------------------------------------------------------------------------------------------------------------------------------------------------------------------------------------	---------------	------	---	---	---	---	--

<p>Here is all of the information you need to make trash and brush pickup days quick and easy!</p> <p>For Residential Garbage and Recycling Collection, ensure that you place all bagged garbage inside the container with the lid closed; garbage placed outside of the container will not be serviced. In addition, be sure to place your container by the curb before 7:00AM on your collection day, make sure your container is at least 3 feet away from mailboxes, vehicles, fencing, etc., and remove it at the end of the service day.</p> <p>For Brush Collection, all brush should be placed in the parkway behind the curb line at the location so access to it is not obstructed by overhanging tree limbs, wires, or other obstacles, which would interfere with mechanical collection. Do not place brush on the street. Televisions, electronics, tires, earth, rocks, concrete, asphalt, roofing and shingles are NOT accepted. Branches must measure between 3 feet and 6 feet in length, and be no greater than 6 inches in diameter.</p> <p>Scan the QR codes below for respective schedules. For questions or concerns, please call the Department of Solid Waste Management at (956) 381-5635. Happy Wednesday, Edinburg!</p>	Photo/Graphic	6018	10	6	2	0
<p>We are very proud of Riana Quintanilla, who won the 2022 USA Boxing National Championship in the 95-pound division in Lubbock, TX. She will now be competing in National Qualifiers in March 2023.</p> <p>Riana, thank you for representing Edinburg! We can't wait to see all the great things you will accomplish!</p>	Photo/Graphic	8791	79	1	5	0

Edinburg resident Guadalupe B. Carlos received a proclamation this evening in honor of her 101st birthday, which was celebrated on December 31, 2022. We wish her good health and happiness!	Photo/Graphic	13170	239	12	22	0	
Former district attorney Ricardo Rodriguez Jr. joined us at our council meeting to receive a proclamation for his service to the community. Mr. Rodriguez, an Edinburg native, was elected council member for our City of Edinburg in 2002 and served two terms. During his tenure as the Hidalgo County District Attorney, he received many recognitions, including 2015 Mothers Against Drunk Driving Diamond Hero Award, 2016 Children's Advocacy Center Spotlight Award, 2017 Rio Grande Valley Families and Friends of Murdered Children Justice Advocacy Award, and many others. We want to congratulate him for his outstanding career serving Edinburg and the entirety of Hidalgo County!	Photo/Graphic	8845	428	6	2	0	
This evening our council recognized Homer Jasso, Sr. for his dedication and many years of service to the community. Mr Jasso, an Edinburg native and veteran, was elected Justice of the Peace for Hidalgo County Precinct 4, Place 2, where he served for twenty years. Thank you Mr. Jasso!	Photo/Graphic	6511	47	2	1	0	
It's going to be an exciting season for the Edinburg Parks and Recreation Boys Basketball League! With 79 teams geared up to play, we're looking forward to everything they will achieve this year. Take a look at their opening night!	Video	2401	20	4	0	599	

Join us this Friday, January 6th, at 10 a. m. for the De Zavala Park Groundbreaking Ceremony.							
We are excited about this new park coming to Edinburg! Providing access to recreational opportunities and increasing amenities is a priority for the city of Edinburg. See you Friday!	Photo/Graphic	22276	198	33	12	0	
The Parks and Recreation Department held its opening night of the City of Edinburg Boys Basketball League yesterday evening. This season, we welcome a total of 79 teams from divisions ranging from pre-K to 6th grade, and we can't wait to see what our teams bring to the court this year!	Photo/Graphic	51580	135	14	0	0	
If you happen to come across Officer Rasco, please call the Edinburg Police Department immediately.	Photo/Graphic	22154	287	167	26	0	
Hello, 2023! We here at the city of Edinburg would like to wish you all a very Happy New Year!	Photo/Graphic	6844	110	1	8	0	
	TOTAL	860,689	8,159	1,136	420	16,031	
INSTAGRAM							
Post Description	Medium	Reached	Likes	Shares	Comments	Video Views	
UPDATE (1/1/23 @ 2:27PM) RASCO HAS BEEN FOUND.	Photo/Graphic	7388	556	155	23	0	
The Parks and Recreation Department held its opening night of the City of Edinburg Boys Basketball League yesterday evening. This season, we welcome a total of 79 teams from divisions ranging from pre-K to 6th grade, and we can't wait to see what our teams bring to the court this year!	Photo/Graphic	2980	169	16	1	0	

Join us this Friday, January 6th, at 10 a. m. for the De Zavala Park Groundbreaking Ceremony.							
We are excited about this new park coming to Edinburg! Providing access to recreational opportunities and increasing amenities is a priority for the city of Edinburg. See you Friday!	Photo/Graphic	4806	135	22	4	0	
It's going to be an exciting season for the Edinburg Parks and Recreation Boys Basketball League! With 79 teams geared up to play, we're looking forward to everything they will achieve this year. Take a look at their opening night!	Video	1887	69	0	1	1976	

<p>Here is all of the information you need to make trash and brush pickup days quick and easy!</p> <p>For Residential Garbage and Recycling Collection, ensure that you place all bagged garbage inside the container with the lid closed; garbage placed outside of the container will not be serviced. In addition, be sure to place your container by the curb before 7:00AM on your collection day, make sure your container is at least 3 feet away from mailboxes, vehicles, fencing, etc., and remove it at the end of the service day.</p> <p>For Brush Collection, all brush should be placed in the parkway behind the curb line at the location so access to it is not obstructed by overhanging tree limbs, wires, or other obstacles, which would interfere with mechanical collection. Do not place brush on the street. Televisions, electronics, tires, earth, rocks, concrete, asphalt, roofing and shingles are NOT accepted. Branches must measure between 3 feet and 6 feet in length, and be no greater than 6 inches in diameter.</p> <p>Scan the QR codes below for respective schedules. For questions or concerns, please call the Department of Solid Waste Management at (956) 381-5635. Happy Wednesday, Edinburg!</p>							
Photo/Graphic	3289	87	7	5	0		
Edinburg Police Department's K9 Division	Photo/Graphic	4816	373	26	7	0	
Want to turn your Christmas tree into mulch? Come and drop it off at one of these three locations!	Photo/Graphic	2307	45	11	0	0	

<p>Be sure to turn your real Christmas tree into mulch now through January 27, 2023! You can give your tree a new life after the holidays by stopping by one of three locations in the city of Edinburg:</p> <p>Resource Recovery Center (3102 S. Business 281): - Monday through Friday 8:00AM to 6:30PM - Saturday and Sunday 8:00AM to 5:00PM</p> <p>Edinburg Regional Landfill (8601 N. Jasman Rd.): - Monday through Friday 7:30AM to 5:30PM - Saturday 8:00AM to 1:30PM</p> <p>Edinburg Nature Trail Park (1300 N. Doolittle Rd.): - Monday through Friday 8:00AM to 5:00PM</p> <p>Trees must be completely bare of all ornaments, lights, tinsel, and flocking. In addition, stands must be removed and trees should not be bagged. If your tree is over 6 feet, we ask that you please cut it in half. Live wreaths, garlands, and plants will not be accepted.</p>	Video	2038	53	0	0	2222	
<p>REMINDER: The city of Edinburg is divided into four brush collection areas and each will be provided service once a month.</p>	Photo/Graphic	3954	147	20	4	0	

<p>Join us at the Historic Restlawn Cemetery, located in the northwest corner of Hillcrest Cemetery, from 9:30 A. M. to 12:00 P.M., celebrating the nationwide 'MLK Day of Service.' On that day, volunteers will help clear debris and paint fencing to restore the cemetery's appearance.</p> <p>For more information on the program, call the Dustin Michael Sekula Memorial Library in Edinburg at 956-383-6246.</p>	Photo/Graphic	1688	44	2	1	0
<p>Join us today at 5:30 p.m. as we kick off the It's Time Texas Community Challenge in Edinburg.</p> <p>This FREE eight-week competition encourages the community to stay physically active and maintain a healthy lifestyle.</p> <p>Register today on ittcommunitychallenge.com.</p>	Photo/Graphic	2328	43	2	1	0
<p>We kicked off this year's It's Time Texas Community Challenge at Edinburg Parks and Recreation today!</p> <p>We encourage all our residents to take on the challenge and bring the award home to Edinburg!</p> <p>It's easy to earn points by eating healthy, exercising, and staying hydrated. Select the City of Edinburg when you sign up!!!</p> <p>Register for free here: https://register.ittcommunitychallenge.com</p>	Photo/Graphic	2616	149	3	2	0

<p>On Monday, January 16th, the City of Edinburg's Juneteenth Committee, Village in the Valley (VIVA) and UTRGV Center for Student Involvement are hosting an MLK Day of Service with a "Clean Up" at the Restlawn Cemetery. The Historic Restlawn Cemetery, located in the northwest corner of Hillcrest Cemetery, was the burial place established for African Americans in Edinburg in 1928. We encourage the community to join us and participate in this great service project honoring Martin Luther King Jr.</p> <p>For more information on the program, call the Dustin Michael Sekula Memorial Library in Edinburg at 956-383-6246.</p> <p>Date: Monday, January 16, 2023 Time: 9:30 a.m. to 12:00 p.m. Location: 1122 North Jasman Road in Edinburg, Texas</p>	Photo/Graphic	1545	98	7	0	0
<p>The Fired Up For A Cure 5K Run with the Chief is in the books! Thank you to everyone to joined us this beautiful morning.</p>	Photo/Graphic	1818	128	6	1	0
<p>The RGV's newest Little Free Library, is open in Edinburg at 1021 S. 10th Ave. City leaders joined the dedication and official blessing of the library today! The purpose of the Little Free Library is to promote the love of reading by removing barriers to book access. ☐☐</p>	Photo/Graphic	4142	373	28	6	0
<p>"Life's most persistent and urgent question is, 'What are you doing for others?'"</p> <p>Today, the City of Edinburg recognizes the legacy of civil rights leader Dr. Martin Luther King Jr. and his achievements.</p> <p>Happy Martin Luther King Jr. Day!</p>	Photo/Graphic	797	24	0	0	0

<p>The Edinburg Parks and Recreation Department will be hosting free workout classes for the community starting tomorrow! Be sure to mark your calendars for the following events:</p> <ul style="list-style-type: none"> - January 17th and 19th: Women's Dance Cardio (Ages 16 years and up) at 7:20PM - January 24th: Mommy and Me Aerobics (Ages 1 to 4 years old, parents must be present) at 7:20PM - January 26th: Mommy to be Aerobics at 7:20PM - January 31st: Beginner Yoga (Ages 16 and over) at 7:20PM - February 2nd: Senior Chair Exercise at 7:20PM - February 7th and 9th: Women's Dance Cardio (Ages 16 years and up) at 7:20PM - February 14th: Couple's Exercise at 7:20PM <p>These classes can also be used to earn points towards the It's Time Texas Community Challenge so be sure to log your exercise. Every class requires pre-registration and allows only 15 people per event. To reserve your spot, call (956) 381-5631. Stay active, Edinburg!</p>	Video	6122	239	54	8	6901
--------------------------------------------------------------------------------------------------------------------------------------------------------------------------------------------------------------------------------------------------------------------------------------------------------------------------------------------------------------------------------------------------------------------------------------------------------------------------------------------------------------------------------------------------------------------------------------------------------------------------------------------------------------------------------------------------------------------------------------------------------------------------------------------------------------------------------------------------------------------------------------------------------------------------------------------------------------------------------------------------------------------------------------------------------	-------	------	-----	----	---	------

City officials joined the Juneteenth Committee, Village in the Valley (VIVA), and the UTRGV Center for Student Involvement this morning to honor the legacy of Dr. Martin Luther King with a "Clean Up" at the Restlawn Cemetery. The Historic Restlawn Cemetery, located in the northwest corner of Hillcrest Cemetery, was the burial place established for African Americans in Edinburg in 1928.	Photo/Graphic	1428	84	3	2	0
City officials joined the Juneteenth Committee, Village in the Valley (VIVA), and the UTRGV Center for Student Involvement this morning to honor the legacy of Dr. Martin Luther King with a "Clean Up" at the Restlawn Cemetery. The Historic Restlawn Cemetery, located in the northwest corner of Hillcrest Cemetery, was the burial place established for African Americans in Edinburg in 1928.	Video	1907	68	12	2	2064
MEETING NOTICE: We hope you can join us for tonight's regularly scheduled City Council meeting at 6:00PM at the City Hall Council Chambers, located at 415 W. University Drive. If you can't attend in person, you can watch LIVE on the city of Edinburg website. Click here to tune in: https://bit.ly/3w9fO9b	Photo/Graphic	1126	21	0	0	0
Join the Edinburg team! We are hiring for many positions and want to see your application!						
For a list of current employment opportunities, visit our website at www.cityofedinburg.com	Photo/Graphic	6778	184	74	1	0
The Edinburg Police Department held a Badge Pinning Ceremony this morning to welcome our 11 new officers! They've committed to serving and protecting the community, and we look forward to having them on board. Join us in congratulating them!	Photo/Graphic	1744	106	2	0	0

<p>Have you joined the It's Time Texas Community Challenge?</p> <p>Sandra Alaniz, Chairperson for the Edinburg 2040 Health and Wellness Committee, has taken on the challenge and now it's your turn!</p> <p>How to earn points:</p> <ul style="list-style-type: none"> - Download the It's Time Texas mobile app to earn points and track your journey. - Track points by logging your lunches, walks, water intake, mental health breaks and more! - You can also earn points by "High Fiving" other participants. - When registering, remember to select "Edinburg." 	Video	3314	70	7	2	3431	
<p>Are you interested in doing business with the city of Edinburg?</p> <p>Register now for our Vendor Training! The Purchasing Division has transitioned from a solely paper-based bid solicitation process to a fully automated web-based electronic bidding software and they can show you how to use this new tool.</p> <p>Join us on January 25, 2023 at 10:00AM at 415 W. University Drive.</p>	Photo/Graphic	1189	15	1	0	0	
<p>Save the date! The 3rd Annual Hometown of Heroes Half Marathon is coming up on Sunday, March 5, 2023. A 2-person relay is available for those interested!</p> <p>Register now at www.ActiveEdinburg.com!</p>	Photo/Graphic	1279	30	10	0	0	
<p>Join us this evening for the 6th grade Tackle Football Round-Robin Tournament</p> <p>Richard Flores Stadium 312 E Mark S Peña Dr.</p>	Photo/Graphic	1051	17	0	0	0	

<p>Do you have journalism, on-camera reporting, and social media experience? The City of Edinburg's Communications and Media department is hiring!</p> <p>DEADLINE TO APPLY IS ON MONDAY!</p> <p>Multimedia Journalist: https://www.applicantpro.com/openings/cityofedinburg/jobs/2719735/TX-Texas/Edinburg/Multimedia-Journalist</p> <p>Communications Specialist: https://www.applicantpro.com/openings/cityofedinburg/jobs/2719932/TX-Texas/Edinburg/Communication-Specialist</p>	Photo/Graphic	2950	83	27	1	0
<p>Never stop learning! Edinburg Volunteer Firefighters are hosting live fire training at the EE Sanders Fire Field. Other departments joined in including Pharr volunteers, Linn San Manuel volunteers, and Alamo career and volunteers. #EdinburgProud</p>	Photo/Graphic	2450	177	12	0	0
<p>The Edinburg Parks and Recreation Department hosted the 6th Grade Tackle Football Round-Robin Tournament under Friday night lights yesterday evening! The Edinburg All-Stars, the San Juan All-Stars, Pharr's Finest, and Rio Grande City came together for fantastic games. We thank everyone who was able to join us and supported our players on the field!</p>	Photo/Graphic	1974	110	2	1	0
<p>Congratulations to the Edinburg High School Cheerleading Team on earning the NCA National Championship Title for the 9th time this past weekend in Dallas. Way to represent Edinburg!</p> <p>Edinburg Consolidated Independent School District</p>	Photo/Graphic	3136	374	32	0	0

<p>Do you know a Hometown Hero?</p> <p>Now is your chance to nominate the men and women who serve and give back to our city ahead of the Hometown of Heroes Half Marathon! We're asking for the community's help in highlighting and recognizing the citizens who make Edinburg so special.</p> <p>Anyone can be nominated so long as they meet the guidelines below. Whether they're a teacher, a first responder, a military hero, an athlete, or a former city leader, a Hometown Hero puts their neighbors before themselves.</p> <p>Nominations are being accepted NOW and 13 people will be selected. Each mile of the half-marathon will be dedicated to the 13 Hometown Heroes that are chosen.</p> <p>The deadline for submissions is February 8, 2023. Nominations must be submitted to commandmedia@cityofedinburg.com.</p> <p>The nomination form can be found here: https://cityofedinburg.com/events_detail_T53_R836.php</p>	Photo/Graphic	1341	32	1	0	0
<p>Our Edinburg 2040 committee chairs held a meeting of the minds this evening. They're making the 2040 vision a reality. Building for tomorrow's future, today! #OurEdinburg</p>	Photo/Graphic	2335	119	2	3	0

<p>Good morning, Edinburg!</p> <p>Please be advised that the main entrance to Edinburg City Hall will be closed beginning today, Thursday, January 26, 2023, at 1:00PM. The temporary entrance will be on the east side of the building on 8th Avenue.</p> <p>The main entrance will reopen on Monday, January 30, 2023. Thank you for your understanding!</p>	Photo/Graphic	177	25	0	1	0	
<p>It's Time, Edinburg, to get our exercise and healthy eating on! Join the ITT Community Challenge today and help earn points for our All America City! Log on to http://ITTcommunitychallenge.com for more info! #ActiveEdinburg</p>	Video	5377	154	23	0	5642	
<p>Today, we celebrated our employees with a birthday in December and January! We want to wish them all a very Happy Birthday and wish them a wonderful year.</p>	Photo/Graphic	1877	83	2	2	0	
<p>Our 2040 committees are going strong! Last night, the Government Transparency Committee met for the first time to begin tackling civic engagement, communication and transparency in our All-America City. Thanks to the members for getting involved in our community! #OurEdinburg</p>	Photo/Graphic	1842	53	0	3	0	
<p>Let's get outside and get active, Edinburg!</p> <p>Be sure to stop by the Edinburg Scenic Wetlands & World Birding Center this weekend to enjoy the great outdoors and take a walk around the hidden gem in our city. While you're there, log your activity on the It's Time Texas app! You can register by clicking here: https://register.ittcommunitychallenge.com/</p>	Photo/Graphic	2542	158	1	1	0	

We'd like to congratulate Daniel Wiley, Line Service Technician, for receiving the October 2022 Employee of the Month recognition! Mr. Wiley is an employee of the Aviation Department and has gone above and beyond his duties and responsibilities while serving our community.	Video	1512	44	0	1	0
Once again, we'd like to congratulate Pablo Cerda Jr. for being our Employee of the Month for November 2022! Mr. Cerda is the Deputy Building Official with the Building Safety Department and has made a lasting impact amongst his team by putting his all into his work.	Video	1171	36	0	0	0
We invite the community to join us in support of our Miracle Mile this Friday, February 3, 2023 at 6 p.m. The event will be held at Richard R. Flores Stadium and we want to fill the bleachers! Bring signs of encouragement and help us cheer on our participants. Tune in now to learn more!	Video	3094	97	8	5	3352
	TOTAL	106,115	4,872	578	89	25,588
TWITTER						
Post Description	Medium	Reached	Likes	Shares	Comments	Video Views
MISSING K-9 On Saturday December 31, 2023 at 8:30 pm one of the Edinburg Police Department's K-9 known as Officer Rasco went missing. Officer Rasco is a Belgian Malinois. Officer Rasco is 7 years old and weighs 70 lbs. He is brownish with black on top.	Photo/Graphic	21897	51	32	6	0
UPDATE (1/1/23 @ 2:27 PM) RASCO HAS BEEN FOUND. Thank you to everyone in our community for your assistance.	Photo/Graphic	8566	71	9	4	0

The Parks and Recreation Department held its opening night of the City of Edinburg Boys Basketball League yesterday evening.	Photo/Graphic	1556	6	3	1	0	
Join us this Friday, January 6th, at 10 a. m. for the De Zavala Park Groundbreaking Ceremony. We are excited about this new park coming to Edinburg! Providing access to recreational opportunities and increasing amenities is a priority for the city of Edinburg. See you Friday!	Photo/Graphic	774	5	1	0	0	
Happy Wednesday, Edinburg! We have all of the information you need to make trash and brush pickup days quick and easy.	Photo/Graphic	1800	5	1	1	0	
We want to thank everyone that joined us for the De Zavala Park groundbreaking ceremony. We are excited about the impact this park will have in our community! □	Photo/Graphic	937	10	1	1	0	
Want to turn your Christmas tree into mulch? Come and drop it off at one these three locations!	Photo/Graphic	1155	5	3	0	0	
Be sure to turn your real Christmas tree into mulch now through January 27, 2023! You can give your tree a new life after the holidays by stopping by one of three locations in the city of Edinburg.	Photo/Graphic	880	2	2	1	0	
Happy Tuesday!	Photo/Graphic	646	5	0	0	0	
Online and walk-in registration is open NOW for the 41st Annual All-America City David Chavana 10K Run/Walk set for Feb. 4! Join the fun!	Photo/Graphic	1170	8	2	0	0	
WATER CLOSURE: Please be advised that the water service will be temporarily shut-off on today, Tuesday, January 10, 2023, until 3:45PM to allow city crews to complete an emergency repair. The actual duration of the shut-off will depend on the conditions encountered.	Photo/Graphic	625	1	0	0	0	

Northbound US 281 main lanes are ALL CLEAR in the Edinburg area, this morning. An 18-wheeler loaded with cabbage overturned overnight requiring a traffic shift to the frontage road. The lanes on I-69C are now open.	Photo/Graphic	497	2	0	0	0	
Have an amazing Wednesday!	Photo/Graphic	405	3	1	1	0	
WATER CLOSURE: Please be advised that the water service will be temporarily shut-off on Wednesday, January 11, 2023, for East Freddy Gonzalez and South Veterans Boulevard until 9:00PM to allow city crews to complete the emergency repair.	Photo/Graphic	628	1	1	0	0	
Join us at the Historic Restlawn Cemetery, located in the northwest corner of Hillcrest Cemetery, from 9:30 A. M. to 12:00 P.M., celebrating the nationwide 'MLK Day of Service.' On that day, volunteers will help clear debris and paint fencing to restore the cemetery's appearance.	Photo/Graphic	630	3	2	1	0	
HAPPENING TODAY! Join us as we kick off the It's Time Texas Community Challenge in Edinburg. This FREE eight-week competition encourages the community to stay physically active and maintain a healthy lifestyle. Register today on http://ittcommunitychallenge.com	Photo/Graphic	569	2	3	2	0	
WATER CLOSURE: Water service will be temporarily shut-off for 1715 W. Trenton at the Trenton Plaza today, Thursday, January 12, 2023, until 3:00 PM to allow city crews to complete an emergency repair. The actual duration of the shut-off will depend on the conditions encountered.	Photo/Graphic	679	2	1	1	0	

We kicked off this year's It's Time Texas Community Challenge at Edinburg Parks & Rec today! We encourage all our residents to take on the challenge and bring the award home to Edinburg! Select the City of Edinburg when you sign up! Register: https://register.ittcommunitychallenge.com	Photo/Graphic	1460	7	4	1	0
Happy Friday the 13th!	Photo/Graphic	572	9	4	0	0
On Monday, January 16th, the City of Edinburg's Juneteenth Committee, Village in the Valley (VIVA) and UTRGV Center for Student Involvement are hosting an MLK Day of Service with a "Clean Up" at the Restlawn Cemetery.	Photo/Graphic	1076	5	2	1	0
Edinburg Mayor @RamiroGarzaTX took the It's Time Texas Community Challenge Pledge and you can too! Join us as we develop healthy habits. Remember to stay active, Edinburg!	Video	897	13	4	0	325
The Fired Up For A Cure 5K Run with the Chief is in the books! Thank you to everyone to joined us this beautiful morning. P.S. It's Time Texas is happening now. Be sure to log your time for todays run by downloading the ITTCommunityChallenge app in your App Store!	Photo/Graphic	697	7	0	0	0
The RGV's newest Little Free Library, is open in Edinburg at 1021 S. 10th Ave. City leaders joined the dedication and official blessing of the library today! The purpose of the Little Free Library is to promote the love of reading by removing barriers to book access. ☐☐	Photo/Graphic	679	9	2	0	0
Our Mayor and Council took the It's Time Texas Community Challenge Pledge this week! Will you? We need your help to take home the gold! You can register for free by visiting https://register.ittcommunitychallenge.com and choosing the city of Edinburg when you sign up.	Photo/Graphic	724	5	0	0	0

Want to turn your Christmas tree into mulch? Come and drop it off at one of these three locations!	Photo/Graphic	550	4	0	0	0
Tomorrow Edinburg's Juneteenth Committee, Village in the Valley (VIVA) and the UTRGV Center for Student Involvement are hosting an MLK Day of Service with a "Clean Up" at the Restlawn Cemetery. We urge the community to join us in this MLK remembrance event.	Photo/Graphic	9	2	0	0	0
Happy MLK Day! Today we celebrate his legacy. The world is better because of his commitment to justice, equity and true peace.	Photo/Graphic	597	6	1	0	0
Dr. Martin Luther King, Jr.'s vision of equality & opportunity for all inspired our nation. Today, we honor his life and legacy.	Photo/Graphic	493	4	2	0	0
City officials joined the Juneteenth Committee, Village in the Valley (VIVA), and the UTRGV Center for Student Involvement this morning by participating in the MLK Day of Service by volunteering to help clear debris and paint fences to restore the cemetery's appearance.	Photo/Graphic	1015	15	1	1	0
MEETING NOTICE: We hope you can join us for tonight's regularly scheduled City Council meeting at 6:00PM at the City Hall Council Chambers, located at 415 W. University Drive. If you can't attend in person, you can watch LIVE on the city of Edinburg website.	Photo/Graphic	630	3	1	0	0
THIS!	Photo/Graphic	468	5	1	0	0
REMINDER: You have until January 27, 2023 to turn your real Christmas tree into mulch! Residents are encouraged to stop by one of three available locations in the city of Edinburg. Tune in now to learn more!	Photo/Graphic	542	4	1	0	0

Join the Edinburg team! We are hiring for many positions and want to see your application! For a list of current employment opportunities, visit our website at http://www.cityofedinburg.com	Photo/Graphic	520	3	2	0	0	
Let's get moving Edinburg! Start off the new year strong and sign up for the It's Time Texas Community Challenge. For more details visit http://itstimetexas.org	Video	649	7	1	0	0	
Edinburg's City Council recognized Girl Scout Troop 1050 at tonight's City Council meeting for their community service efforts in our city. The girls were each presented with certificates for their achievements. Join us in thanking them for their hard work!	Photo/Graphic	938	16	5	1	0	
Good Wednesday morning!!! Remember to #StayActiveEdinburg and log your @ItsTimeTX Challenge points.	Photo/Graphic	415	5	0	1	0	
The Edinburg Police Department held a Badge Pinning Ceremony this morning to welcome our 11 new officers! They've committed to serving and protecting the community, and we look forward to having them as part of the city of Edinburg team. Join us in congratulating them!	Photo/Graphic	2804	28	3	0	0	
Please be advised!! The Intersection of Schunior St & Sugar Rd will be out of service due to signal light maintenance. The intersection will be considered a 4-way stop until further notice	Photo/Graphic	914	2	2	0	0	
Have you joined the It's Time Texas Community Challenge? Sandra Alaniz, Chairperson for the Edinburg 2040 Health and Wellness Committee, has taken on the challenge and now it's your turn!	Video	964	10	1	0	310	

Are you interested in doing business with the city of Edinburg? Register now for our Vendor Training as we transition to a fully automated web-based electronic bidding system! Join us on January 25, 2023 at 10:00AM at 415 W. University Drive	Photo/Graphic	436	4	0	0	0	
Save the date! The 3rd Annual Hometown of Heroes Half Marathon is coming up on Sunday, March 5, 2023. A 2-person relay is available for those interested! Register now at http://www.ActiveEdinburg.com !	Photo/Graphic	557	4	3	0	0	
Join us in congratulating and welcoming seven faith-based community leaders into the first-ever Edinburg Clergy And Police Partnership Program (E.C.A.P.P)	Photo/Graphic	670	7	0	0	0	
Do you have journalism, on-camera reporting, and social media experience? The City of Edinburg's Communications and Media department is hiring! Apply today! Multimedia Journalist: https://www.applicantpro.com/.../Multimedia-Journalist ... Communications Specialist: https://www.applicantpro.com/.../Communication-Specialist ...	Photo/Graphic	529	2	1	0	0	
Motorists Please Be Advised: The intersection of Sprague & Monmack is closed until further notice due to an accident in the area. Please seek alternate routes.	Photo/Graphic	823	2	0	0	0	
The It's Time Texas Community Challenge is back and Edinburg needs your help to earn points by promoting fitness and healthy eating! Join the hundreds of Edinburg residents already taking on the wellness challenge! Register for free here:	Photo/Graphic	412	3	1	0	0	

Never stop learning! Edinburg Volunteer Firefighters are hosting live fire training at the EE Sanders Fire Field. Other departments joined in including Pharr volunteers, Linn San Manuel volunteers, and Alamo career and volunteers. #EdinburgProud	Photo/Graphic	921	11	3	0	0	
The Edinburg Parks and Recreation Department hosted the 6th Grade Tackle Football Round-Robin Tournament under Friday night lights yesterday evening! The Edinburg All-Stars, the San Juan All-Stars, Pharr's Finest, and Rio Grande City came together for fantastic games.	Photo/Graphic	3638	2	0	0	0	
We want to congratulate Jarita 'Rita' Hernandez, Administrative Assistant with the city of Edinburg Department of Aviation, for being featured in the Airport Business Magazine's 2022 'Top 40 Under 40.'	Video	1593	13	4	0	560	
STREET CLOSURE: Please be advised that South Closner, between Trenton and Cavazos, will be closed off to traffic for an estimated 3 hours today, Monday, January 23, 2023, as city crews work on clearing an oil spill.	Photo/Graphic	1157	2	3	0	0	
Congratulations to the Edinburg High School Cheerleading Team on earning the NCA National Championship Title for the 9th time this past weekend in Dallas. Way to represent Edinburg!	Photo/Graphic	1594	25	4	0	0	
It's Time Edinburg to get our exercise and healthy eating on! Join the ITT Community Challenge today and help earn points for our All America City! Log on to	Photo/Graphic	585	3	1	1	0	
Awesome job! #EdinburgProud	Photo/Graphic	504	4	0	0	0	

Now is your chance to nominate the men and women who serve and give back to our city ahead of the Hometown of Heroes Half Marathon! 13 people will be selected. The deadline for submissions is February 8, 2023. Nominations must be submitted to commandmedia@cityofedinburg.com .	Photo/Graphic	394	2	0	0	0	
Our Edinburg 2040 committee chairs held a meeting of the minds this evening. They're making the 2040 vision a reality. Building for tomorrow's future, today!	Photo/Graphic	679	7	1	0	0	
Good morning, Edinburg! Please be advised that the main entrance to Edinburg City Hall will be closed beginning today, Thursday, January 26, 2023 at 1:00PM. The temporary entrance will be on the east side of the building on 8th Avenue.	Photo/Graphic	539	3	1	0	0	
It's Time, Edinburg, to get our exercise and healthy eating on! Join the ITT Community Challenge today and help earn points for our All America City! Log on to	Video	440	7	3	0	146	
Today, we celebrated our employees with a birthday in December and January! We want to wish them all a very Happy Birthday and wish them a wonderful year.	Photo/Graphic	897	11	0	0	0	
Nominate your Hometown Hero now. Take the time to tell us about the men and women who make a difference in our city ahead of the Hometown of Heroes Half Marathon! The deadline for submissions is February 8, 2023. The nomination form can be found here:	Photo/Graphic	320	1	0	0	0	
Our 2040 committees are going strong! Last night, the Government Transparency Committee met for the first time to begin tackling civic engagement, communication and transparency in our All-America City. Thanks to the members for getting involved in our community!	Photo/Graphic	571	5	1	0	0	

Do you have social media experience? Are you creative with photos and love to engage with the community? The City of Edinburg's Communications and Media department is hiring another Communications Specialist. Apply today!	Photo/Graphic	1594	5	1	1	0
Edinburg PD needs your help! Today they responded to several neighborhoods between the 2100-2800 blk. of South McColl Rd. in reference to some car burglaries. If you recognize the suspect, please call Edinburg PD at 289-7700 or Edinburg Crime Stoppers at 383-8477.	Photo/Graphic	2755	10	8	0	0
The Texas General Land Office wants to hear from you! They're hosting an Open House to discuss the LRGV River Basin Flood Study on Wednesday from 4pm-7pm at our Edinburg City Hall. To Register by email: www.glofloodstudies.lrgv@recovery.texas.gov Or call 956-603-2228	Photo/Graphic	341	1	0	0	0
Let's get active, Edinburg! Be sure to stop by the Edinburg World Birding Center this weekend to enjoy the great outdoors and take a walk around the hidden gem in our city. While you're there, log your activity on the It's Time Texas app! Register now:	Photo/Graphic	921	7	0	0	0
What a day! Mayor @RamiroGarzaTX was invited to join the @CityOfMissionTX @TexasCitrus Fiesta festivities today. He was proud to represent #Edinburg at the Mayor's International Brunch and Parade of Oranges! #RGVProud	Photo/Graphic	698	7	0	0	0
Online and walk-in registration is open NOW for the 41st Annual All-America City David Chavana 10K Run/Walk set for Feb. 4! Join the fun!	Photo/Graphic	752	7	1	1	0

We'd like to congratulate Daniel Wiley, Line Service Technician, for receiving the October 2022 Employee of the Month recognition! Mr. Wiley is an employee of the Aviation Department and has gone above and beyond his duties and responsibilities while serving our community.	Video	408	4	0	0	94
Special thanks to Buenos Dias Valle for having our Mayor @RamiroGarzaTX on their morning show today! He's helping to promote the ITT Community Challenge in our All-America City. Make sure you sign up and stay active Edinburg!	Photo/Graphic	710	11	1	0	0
We're feeling another round of cold weather today! Remember the '5 P's of Cold Weather Preparedness!' Be sure to protect people, pets, plants, and pipes around you as the temperature drops, and practice fire safety.	Photo/Graphic	516	6	1	0	0
Celebrate World Read Aloud Day with the Dustin Michael Sekula Memorial Library and join them on Wednesday, February 1st during their special presentations!	Photo/Graphic	492	5	1	0	0
Once again, we'd like to congratulate Pablo Cerda Jr. for being our Employee of the Month for November 2022! Mr. Cerda is the Deputy Building Official with the Building Safety Department and has made a lasting impact amongst his team by putting his all into his work.	Video	347	7	0	0	103
We invite the community to join us in support of our Miracle Mile this Friday, February 3, 2023 at 6 p.m. The event will be held at Richard R. Flores Stadium and we want to fill the bleachers! Bring signs of encouragement and help us cheer on our participants.	Video	799	6	2	0	241
	TOTAL	88,619	545	140	27	1,779

EDINBURG POLICE DEPARTMENT FACEBOOK						
Post Description	Medium	Reached	Likes	Shares	Comments	Video Views
<p>On January 27, 2023, the Edinburg Police Department responded to several neighborhoods between the 2100 to 2800 block of South McColl Rd. in reference to two dozen burglaries of vehicles. Through the investigation and surveillance, a male suspect was observed walking the neighborhood looking for unsecured vehicles.</p> <p>Unfortunately, the suspect accessed the victim's vehicles through unlocked doors. These investigations are open and ongoing. The Edinburg Police Department would like to take the time to remind the public of the importance of securing your vehicle. Here are some simple and valuable tips to help ensure security:</p>	Photo/Graphic	34807	240	145	17	0
<p>Join us in congratulating and welcoming seven faith-based community leaders into the first-ever Edinburg Clergy And Police Partnership Program (E.C.A.P.P)</p> <p>Throughout the program, volunteers were exposed to the functionality of various divisions within the police department and taught techniques that would allow them to communicate with officers and citizens in crises effectively.</p>	Photo/Graphic	7726	300	21	14	0
<p>Edinburg proud!</p> <p>11 new officers are now hitting the streets of Edinburg after they were officially pinned and sworn in as Edinburg police officers. Thank you for your service to our community. We are so glad to have you on the team! #EdinburgsFinest</p>	Video	1573	67	9	5	686


The Edinburg Police Department held a Badge Pinning Ceremony this morning to welcome our 11 new officers! They've committed to serving and protecting the community, and we look forward to having them on board. Join us in congratulating them!	Photo/Graphic	6966	196	15	13	0	
On Thursday, January 12, 2023 around 2:00 pm, Edinburg police units were dispatched to the intersection of Canton Road and 24th street. Upon arrival officers observed an Edinburg CISD school bus and a white passenger car involved in an auto accident. There were 33 students occupying the school bus. There were no injuries reported to the students or both drivers. This case is still under investigation.							
We want to remind the community to always drive with caution.	Photo/Graphic	7580	102	20	6	0	
<p>**LANES ON I-69C ARE OPEN**</p> <p>On Tuesday, January 10, 2023 just after 10:00 pm, Edinburg police units responded to the 8400 block of north I-69C northbound lanes in reference to a one vehicle accident. Upon arrival officers observed a Kenworth Tractor pulling an enclosed trailer that was on its side.</p> <p>Through the investigation, officers learned the tractor trailer was traveling northbound when one of its tires blew out causing the driver to lose control of the vehicle. The driver, a 52 year old male from Elsa, was transported to DHR with minor injuries.</p> <p>At this time the northbound lanes to I-69C are closed. Traffic is exiting at the Davis road exit and are being allowed back on at the FM2812 road northbound on-ramp.</p>	Photo/Graphic	15227	130	34	8	0	

	Photo/Graphic	2685	33	1	1	0	
Today is National Law Enforcement Appreciation Day!							
To the sworn officers in Edinburg, we appreciate your bravery and sacrifice to keep our community safe. Today and every day, we thank the men and women in law enforcement for their commitment to protect and serve.							
#nationalawenforcementappreciationday	Photo/Graphic	8181	112	15	4	0	
Yesterday, the Edinburg Police Department's K-9 division competed in Hidalgo County Constable Pct.4's Inaugural Rio Grande Valley Police K-9 Competition. With nearly 50 teams from different agencies from all over the U.S. and Mexico competing in various exercises, Edinburg Police Officer Omar Pacheco and his K-9 Tina placed 5th in the narcotics vehicle search exercise.							
	Photo/Graphic	13920	313	21	12	0	

<p>UPDATE (1/1/23 @ 2:27 PM) RASCO HAS BEEN FOUND.</p> <p>Thank you to everyone in our community for your assistance.</p> <p>—</p> <p>MISSING K-9</p> <p>On Saturday December 31, 2022, at 8:30 pm one of the Edinburg Police Department's K-9 known as Officer Rasco went missing. Officer Rasco is a Belgian Malinois. Officer Rasco is 7 years old and weighs 70 lbs. He is brownish with black on top. He was last seen by the area of Monmack Road and Chapin Road.</p> <p>If you have seen Officer Rasco or come into contact with him contact the Edinburg Police Department immediately (956)289-7700 and/or 911.</p> <p>Thank you for your cooperation.</p>	Photo/Graphic	258131	3473	1853	96	0
<p>The Edinburg Police Department wishes you a happy and safe New Year! Celebrate 2023 responsibly and enjoy it all with family and friends.</p>	Photo/Graphic	4597	65	2	8	0
	TOTAL	361,393	5,031	2,136	184	686
Post Description	Medium	Reached	Likes	Shares	Comments	Video Views
EDINBURG ECONOMIC DEVELOPMENT CORPORATION FACEBOOK						
<p>Join us in wishing a special Happy Birthday to EEDC Board Director, Sabrina Walker Hernandez! We hope you have an amazing day!</p>	Photo/Graphic	1493	7	1	19	0

Join us in wishing a special Happy Birthday to EEDC Board Treasurer, Aaron "Ronny" Rivera! We hope you have an amazing day!	Photo/Graphic	1273	0	3	1	0
The Edinburg Economic Development Corporation welcomes 2023! We hope that this is the best year yet. Happy New Year!	Photo/Graphic	533	0	0	0	0
	TOTAL	3,299	7	4	20	0
INSTAGRAM						
The Edinburg Economic Development Corporation welcomes 2023! We hope that this is the best year yet. Happy New Year!	Photo/Graphic	65	4	0	0	0
	TOTAL	65	4	0	0	0
TWITTER						
The Edinburg Economic Development Corporation welcomes 2023! We hope that this is the best year yet. Happy New Year!	Photo/Graphic	17	0	0	0	0
	TOTAL	17	0	0	0	0

ENGINEERING



Department: Engineering
Date of Report: 2/9/2023
Director Name: Mardoqueo Hinojosa, P.E., CFM, CPM

Capital Projects Update

Project Number = Year Account Number, Project Number	Project Name	Professional Services	Contractor	Construction Start Date:	Expected Finish Date	City Contract Amounts / Cost Estimate	Change Order	Total Project Amount	Alternate Funding (Grants (Included in previous column))	Project Completion Percent	Design Construction	Update
							Total					
404-9500-611802	Alberta Road Reconstruction	South Texas Infrastructure Group	TBD	4/24/2023	2/18/2024	\$ 8,203,761.78	\$ -	\$ 8,203,761.78	\$ -	60%	Design	Project 60% plans were received and are under review by staff.
N/A	Bike and Pedestrian Plan Updates	TBD	TBD	TBD	TBD	\$ -	\$ -	\$ 300,000.00	\$ 300,000.00	0%	Planning	Upgrades for intersection will be implemented by 2/16/23.
N/A	Boys & Girls Club Drainage Ditch Expansion	City Staff	City Staff	4/1/2023	7/1/2023	\$ 3,800.00	\$ -	\$ 3,800.00		35%	Design	Survey has been received. Drainage analysis began.
N/A	Brenda Drainage Ditch Expansion	City Staff	City Staff	3/28/2022	9/22/2022	\$ -	\$ -	\$ -		100%	Construction	Project is complete
110-9500-800432	Brennaaleen Cedar Drainage Project Phase 1	City Staff/ RE Garcia / Halff	N/A	N/A	N/A	\$ 304,454.72	\$ -	\$ 304,454.72	\$ 304,454.72	30%	Design	Design contract will be presented at next city council meeting in February.
135-3001-603010	Cano Trail Lighting	City Staff	Castle Enterprises	10/10/2022	5/30/2023	\$ 483,750.00	\$ -	\$ 483,750.00	\$ 387,000.00	0%	Construction	Pending receipt of materials. Groundbreaking schedule for February 17.
911-9500-591411	Central Fire Station 2nd Floor Remodeling	GBK Architects	TBD	7/24/2023	5/24/2023	\$ 2,196,862.00	\$ -	\$ 2,196,862.00	\$ 2,196,862.00	70%	Design	Project schedule was provided by consultant
135-4000-611101	Chapin Hike and Bike Trail	City Staff	NM Contracting	TBD	10/6/2022	\$ 1,216,420.52	\$ 810.31	\$ 1,217,230.83	\$ 608,615.41	100%	Construction	Project has been completed pending grant reimbursement and final pay request.
140-9500-611803	Chapin Pond Pump Station	City Staff	TBD	TBD	TBD	\$ -	\$ -	\$ -	\$ 1,310,000.00	0%	Planning	Pending grant.
N/A	Chapin Road Improvements	TBD	TBD	TBD	TBD	\$ -	\$ -	\$ -		0%	Planning	RAISE Grant Application is being developed to submit at the end of February for Planning, only.
137-9500-611110	City Hall Roof	Raba Kistner	Sechrist Hall	10/12/2021	4/13/2022	\$ 409,660.00	\$ (7,033.00)	\$ 402,627.00		100%	Construction	Project is complete. Pending final payment.
136-4000-611803	De Zavala City/School Park	Milnet Architectural Services	Rio United Builders	12/19/2022	9/30/2023	\$ 1,207,893.81	\$ -	\$ 1,207,893.81		5%	Construction	Site work continues. Proposals for Change Orders were received from contractor on lighting and pavilion and will be presented for council approval in February.
404-9500-611804	Doolittle Detention Pond	Quintanilla, Headley & Associates	TBD	8/14/2023	8/14/2024	\$ 3,959,941.83	\$ -	\$ 3,959,941.83		0%	Design	Kick-off meeting occurred. 30% plans to be provided on March 30th.
140-9500-611804	Downtown /SH 107 Improvements (TxDOT)	L&G Engineering	TBD	9/1/2023	9/1/2025	\$ 2,500,000.00	\$ -	\$ 2,500,000.00		90%	Design	Schematic design is 100% complete. Progress meeting occurred. PSE at 90%. Staff to provide plans for utility adjustment at the end of April. Project scheduled to let fall 2023.
140-9500-611802	Downtown Parking Garage & Retail Facility	ERO Architects	TBD	TBD	TBD	\$ 10,000,000.00	\$ -	\$ 10,000,000.00	\$ 2,000,000.00	66%	Design	Construction documents at 66%. Parking assessment contract will be presented at the February 7th City Council meeting.
137-3001-611805	DR-4223 Stadium and Dawson Drainage Improvements	Perez Consulting Engineers	RG Enterprises	11/9/2020	5/27/2022	\$ 2,140,220.52	\$ 162,334.83	\$ 2,302,555.35	\$ 1,726,916.51	100%	Construction	Construction complete. Project is closed.
136-3001-611805	Ebony Hills Detention Pond	City Staff/Melden & Hunt	TBD	7/2/2023	7/2/2024	\$ 1,000,000.00	\$ -	\$ 1,000,000.00		1%	Design	Field work for survey continues and is expected by end of March.
140-9500-611801	Edinburg ACE	ERO Architects	Gerlach Builders	12/1/2022	5/12/2024	\$ 16,313,094.27	\$ -	\$ 16,313,094.27		3%	Construction	Site work to build up foundation continues. Underground plumbing expected to begin next week. Foundation is expected to be poured in March.
452-9500-611802	El Tule - Jose Nieto and Consuelo Alfaro Robledo Center	Milnet Architectural Services	NM Contracting	8/9/2021	4/30/2023	\$ 5,206,947.74	\$ -	\$ 5,206,947.74	\$ 5,206,947.74	82%	Construction	All glass storefront has been installed. HVAC has been installed. Flooring has began.
140-9500-611803	Faysville Subdivision Drainage Improvements	City Staff	TBD			\$ 441,256.00	\$ -	\$ 441,256.00	\$ 4,412,560.00	0%	Planning	Pending grant.
TBD	Fire Training Facility	Alvarado Architects	TBD	6/1/2023	2/26/2024	\$ 1,500,000.00	\$ -	\$ 1,500,000.00		0%	Planning	Environmental report was received. A proposal was requested from consultant for environmental clearance.
136-3001-611804	Freddy Gonzalez & Mon Mack Traffic Signal	TEDSI Infrastructure	TBD	TBD	TBD	\$ 43,378.00	\$ -	\$ 43,378.00		100%	Design	Advanced Funding Agreement will be presented to City Council at the next meeting. Plans are 100 % and under review with TxDOT.
N/A	Freddy Gonzalez Dr. and Closner Blvd Intersection Improvements	TBD	TBD	TBD	TBD	\$ -	\$ -	\$ 478,000.00		0%	Planning	TxDOT TASA Grant Application was submitted.
136-3001-611807	Freddy Gonzalez Hike and Bike Trail Phase 2	City Staff	TBD	12/1/2023	12/1/2024	\$ 1,092,099.00	\$ -	\$ 1,092,099.00	\$ 910,445.00	0%	Design	Irrigation canal is being placed under ground. Construction between I-69C and S. Veterans is complete. Survey to begin this summer upon construction completion.
137-3001-602600	Iowa Estates Drainage Improvements	City Staff	TBD			\$ 368,009.30	\$ -	\$ 368,009.30	\$ 3,680,093.00	0%	Planning	Pending grant.
136-3001-611804	Jackson & Chapin Traffic Signal	TEDSI Infrastructure	The Levy Company	4/25/2022	3/20/2023	\$ 311,897.75	\$ -	\$ 311,897.75		80%	Construction	All posts have been installed.
100-0800-511200	Jackson Hike and Bike Trail Phase 2	GDJ Engineering	TBD	9/1/2023	9/1/2024	\$ 415,044.17	\$ -	\$ 415,044.17		80%	Design	Design being finalized. Meeting with railroad occurred.
140-9500-611804	Jackson Right-of-Way	Rio Delta Engineering	N/A	TBD	TBD	\$ 285,000.00	\$ -	\$ 285,000.00		30%	Planning	Schematic design is at 30% to identify parcels. Schematic was presented to staff this week.
N/A	Kimberly Drainage Ditch	City Staff	City Staff	11/1/2022	2/28/2023	\$ -	\$ -	\$ -		60%	Construction	Construction expected completion is February 2023.
136-3001-611801	Lull Subdivision Street Improvements (Sidewalks and Driveways)	Melden & Hunt	Artillery Construction	10/31/2022	5/31/2022	\$ 1,693,779.00	\$ 14,800.00	\$ 1,708,579.00		80%	Construction	Flores, Salinas and Rodriguez Street have been completed. Working on Tagle Street. Permit for Montecristo was submitted to TxDOT.
136-3001-611801	Lull Subdivision Street Improvements (Streets)	Melden & Hunt	IOC Company	10/31/2022	1/31/2023	\$ 4,356,890.26	\$ 9,240.78	\$ 4,366,131.04	\$ 814,500.00	100%	Construction	Street paving has been completed. Final walk-thru scheduled 1/23/23.
201-6300-621106	Luna Subdivision Drainage Improvements	City Staff	TBD	6/1/2023	10/31/2023	\$ 250,000.00	\$ -	\$ 250,000.00		0%	Design	Survey proposal has been requested.
137-3001-611805												Advanced Funding Agreement will be presented to City Council at the next meeting.
N/A	Mile 17 1/2 and M Road Traffic beacon	City Staff	TBD	TBD	TBD	\$ -	\$ -	\$ -		0%	Planning	Advanced Funding Agreement will be presented to City Council at the next meeting.
N/A	Monte Cristo/M/Gwin Traffic light	TEDSI Infrastructure	TBD	TBD	TBD	\$ 30,000.00	\$ -	\$ 30,000.00		100%	Design	CMU is at 60% installation. Trusses started installation. Insulation on walls has started.
136-4000-611801	Municipal Pool Redevelopment Phase 1 (Pool House)	Brandstetter Carroll	Gerlach Builders	3/7/2022	4/30/2023	\$ 1,696,985.22	\$ 122,259.11	\$ 1,819,244.33		70%	Construction	Pool features have arrived and are being installed. All gutters have been poured.
136-4000-611801	Municipal Pool Redevelopment Phase 2 (Cove)	Brandstetter Carroll	South Texas Pools	7/25/2022	4/30/2023	\$ 3,327,737.32	\$ 12,600.00	\$ 3,340,337.32	\$ 1,000,000.00	47%	Construction	

137-2000-611110	Police Department Roof	Terracon	SLR Builders	12/22/2022	10/3/2023	\$ 750,345.00	\$ -	\$ 750,345.00		0%	Construction	Construction administration proposal was received from consultant.
136-4000-611804	Promenade Park	Alvarado Architects	Gerlach Builders	9/27/2021	12/2/2022	\$ 3,233,096.64	\$ 124,047.58	\$ 3,357,144.22	\$ 900,000.00	100%	Construction	Construction complete. Close-out documents were provided by contractor to Architect this week.
136-3001-611801												
100-0800-511200												
404-9500-611801	Schunior Detention Pond	SAMES	Castle Enterprises	9/12/2022	4/25/2023	\$ 4,301,773.72	\$ -	\$ 4,301,773.72		10%	Construction	Detention Pond is approximately 45% complete. Storm line installation expected in February.
404-9500-611803	Schunior Street Reconstruction	BZZ Engineering	IOC Company	11/29/2021	1/29/2023	\$ 3,122,085.07	\$ 390,512.47	\$ 3,512,597.54	\$ 1,024,638.87	99%	Construction	Striping has been completed and street has been opened to traffic. Irrigation was completed. Lighting to arrive 2nd week in February.
201-6300-621107	Skate Park Restroom & Pump Station	Milnet Architectural Services	Rio United Builders	12/19/2022	9/30/2023	\$ 511,118.10	\$ -	\$ 511,118.10		1%	Construction	Project is joint with De Zavala Park.
136-4000-611820												
N/A	Sprague Street Improvements	TBD	TBD	TBD	TBD	\$ -	\$ -	\$ -		0%	Planning	RAISE Grant Application is being developed to submit at the end of February.
404-9500-611805	Sugar Detention Pond	Javier Hinojosa Engineering	TBD			\$ 2,584,949.02	\$ -	\$ 2,584,949.02		0%	Design	Pending acquisition. Geotechnical study pending right of entry. Information has been sent to owner's representative.
140-9500-611804	Sugar Right-of-Way	Half Associates	N/A	TBD	TBD	\$ 835,984.48	\$ -	\$ 835,984.48		60%	Planning	Schematic design is at 60% to identify parcels. Cross-sections being analyzed to minimize conflicts.
404-9500-611806	Veterans Detention Pond Phase 1	Guzman & Munoz Engineering	H&R Lease Service	8/9/2021	5/15/2023	\$ 4,158,541.20	\$ 125,553.00	\$ 4,284,094.20	\$ 373,890.00	48%	Construction	Storm line installation is expected to be completed by February 13. NAWSC are still pending to begin road work.
201-6300-621101												
N/A	Monmack Road Expansion (Planning Grant)	City Staff	TBD	TBD	TBD	\$ -	\$ -	\$ -	\$ -	0%	Planning	Grant was submitted.
N/A	SH 107 Traffic Synchronization (SMART Grant)	City Staff	TBD	TBD	TBD	\$ -	\$ -	\$ -	\$ -	0%	Planning	Grant was submitted.

Department: Engineering
Date of Report: 2/9/2023
Director Name: Mardoqueo Hinojosa, P.E., CFM, CPM

Development Projects

	Subdivision Name	Phase	Inside City Limit (ICL) / ETJ	Subdivision Type (Single Family (SF), Multi-Family (MF) or Commercial (C))	Single Family Lots	Multi-Family Lots	Multi-Family Roof Tops	Commercial Lots	Total Lots	Roof Tops
1	EMMANUEL CHURCH	PRELIMINARY REVIEW	ICL	C	0	0	0	1	1	1
2	EBONY WINDS	PRELIMINARY REVIEW	ETJ3.5	SF	103	0	0	0	103	103
3	GEM ESTATES	PRELIMINARY REVIEW	ICL	MF	0	69	276	1	69	276
4	RE-PLAT OF LOTS 1 & 2 SHOPS @ TRENTON	PRELIMINARY REVIEW	ICL	C	0	0	0	2	2	2
5	HANDY ESTATES	PRELIMINARY REVIEW	ETJ1	SF	2	0	0	0	2	2
6	THE VILLAGES AT MONTE CRISTO PAHSE I	PRELIMINARY REVIEW	ICL	C	0	0	0	2	2	2
1	ENCHANTED ESTATES	CONSTRUCTION REVIEW	ETJ1	SF/C	7	0	0	1	8	8
2	JAGUAR HEIGHTS	CONSTRUCTION REVIEW	ETJ	SF	94	0	0	0	94	94
3	GARDENIA APARTMENTS	CONSTRUCTION REVIEW	ICL	MF	0	1	4	0	1	4
4	GONZALEZ HEIGHTS SUBDIVISION	CONSTRUCTION REVIEW	ETJ	SF	1	0	0	0	1	1
5	RINCON DE ESPERANZA SUBDIVISION	CONSTRUCTION REVIEW	ICL	SF	152	0	0	0	152	152
6	RANCHITOS ON SEMINARY	CONSTRUCTION REVIEW	ETJ	SF	24	0	0	0	24	24
7	WEST PALM	CONSTRUCTION REVIEW	ICL	SF	38	0	0	0	38	38
8	MCDONALD	CONSTRUCTION REVIEW	ICL	SF	2	0	0	0	2	2
9	WISCONSIN WATER	CONSTRUCTION REVIEW	OCL	MF	0	68	272	0	68	68
10	JALPA OAKS	CONSTRUCTION REVIEW	ICL	SF	45	0	0	0	45	45
11	BIRD OF PARADISE SUBDIVISION	CONSTRUCTION REVIEW	ICL	MF/C	0	25	100	1	26	100
12	CANTONSIDE RANCHES	CONSTRUCTION REVIEW	ICL	SF	76	0	0	0	76	76
13	FRESNO HEIGHTS	CONSTRUCTION REVIEW	ICL	SF	20	0	0	20	20	20
14	CESAR CHAVEZ HEIGHTS SUBDIVISION	CONSTRUCTION REVIEW	ETJ1	SF	82	0	0	0	82	82
15	RUSSELL OAK ESTATES	CONSTRUCTION REVIEW	ETJ	SF	50	0	0	0	50	50
16	NORTH MCCOLL ESTATES	CONSTRUCTION REVIEW	ICL	MF	0	76	304	0	76	304
17	ALBERTA HEIGHTS SUBDIVISION PHASE II	CONSTRUCTION REVIEW	ICL	SF	14	0	0	0	14	14
18	GOLDEN ACRES	CONSTRUCTION REVIEW	ICL	SF	36	0	0	0	36	36
19	RE-PLAT OF LEWIS SUBDIVISION	CONSTRUCTION REVIEW	ICL	C	0	0	0	2	2	2
20	LAS PALMERAS SUBDIVISION	CONSTRUCTION REVIEW	ICL	MF	0	124	496	0	124	496
21	FREEDOM NORTH SUBDIVISION	CONSTRUCTION REVIEW	ICL	C	0	0	0	2	2	2
22	CLEARWATER EXPRESS SUBDIVISION	CONSTRUCTION REVIEW	ICL	C	0	0	0	1	1	1
23	PROVENCE RIDGE SUBDIVISION	CONSTRUCTION REVIEW	ICL	SF	76	0	0	0	76	76
24	LAS ENCINITAS PHASE III	CONSTRUCTION REVIEW	ETJ	SF/C	183	0	0	17	200	200
25	CARMEN AVILA SUBDIVISION PHASE V	CONSTRUCTION REVIEW	ETJ	SF	136	0	0	0	136	136
26	ACME ESTATES SUBDIVISION	CONSTRUCTION REVIEW	ICL	SF	42	0	0	0	42	42
27	CLOSMER POINT VILLAGES SUBDIVISION	CONSTRUCTION REVIEW	ICL	MF	0	47	188	0	47	188
28	VERDAD SELF STORAGE	CONSTRUCTION REVIEW	ICL	C	0	0	0	1	1	1
29	CITY PLACE AT CHAPIN	CONSTRUCTION REVIEW	ICL	MF	0	41	164	0	41	164
30	SANTA CRUZ PALMS	CONSTRUCTION REVIEW	ICL	SF	59	0	0	0	59	59
31	VILLAGES ON CLOSMER	CONSTRUCTION REVIEW	ICL	MF/C	0	191	764	2	766	766
1	SILOS AT LA SIENNA PHASE 1	CONSTRUCTION	ICL	SF	64	0	0	64	64	64
2	INGLE SPRINGS	CONSTRUCTION	ETJ1	SF	98	0	0	98	98	98
3	THE GARDENS AT LAKE JAMES	CONSTRUCTION	ICL	SF	16	0	0	16	16	16
4	LAS OLAS ESTATES	CONSTRUCTION	ETJ	SF	102	0	0	102	102	102
5	PUEBLO DE PALMAS PHASE 25	CONSTRUCTION	ETJ1	SF	140	0	0	140	140	140
6	OAK HILL AT VILLANUEVA ESTATES PHASE 1	CONSTRUCTION	ICL	SF	37	0	0	37	37	37
7	SOL ALEGRE PHASE 1	CONSTRUCTION	ICL	SF	130	0	0	130	130	130
8	THE HEIGHTS ON WISCONSIN PHASE III	CONSTRUCTION	ICL	SF	81	0	0	0	81	81
9	MARITERRY ESTATES	CONSTRUCTION	ICL	SF	8	0	0	8	8	8
10	SUNCREST ACRES	CONSTRUCTION	ETJ	SF	18	0	0	0	18	18
11	DEL REY ESTATES UNIT 4	CONSTRUCTION	ETJ	SF	149	0	0	0	149	149
12	SANTA CRUZ SECTION 1 PHASE IV-2	CONSTRUCTION	ICL	SF	36	0	0	36	36	36
13	SCHUNIOR ESTATES	CONSTRUCTION	ICL	SF	19	0	0	0	19	19
14	SRGV HOTEL EDINBURG SUBDIVISION	CONSTRUCTION	ICL	C	0	0	0	1	1	1
15	OAK HILL AT VILLANUEVA ESTATES PHASE 2	CONSTRUCTION	ICL	SF	28	0	0	28	28	28
16	7 ELEVEN EDINBURG	CONSTRUCTION	ICL	C	0	0	0	1	1	1
17	MONTE VERANDA PHASE II	CONSTRUCTION	ICL	SF	18	0	0	18	18	18
18	ATWOOD ESTATES	CONSTRUCTION	ICL	SF	0	115	460	0	115	460
19	ATWOOD VILLAGE	CONSTRUCTION	ICL	MF	0	117	468	468	117	468
20	ROGERS COVES SUBDIVISION PHASE A N B	CONSTRUCTION	ICL	SF	188	0	0	188	188	188
21	RUSSEL VILLAGE SUBDIVISION	CONSTRUCTION	ICL	SF	89	0	0	0	89	89
22	VELA & FLORES	CONSTRUCTION	ICL	C	0	0	0	1	1	1
23	CALEDONIA WEST	CONSTRUCTION	ETJ1	SF	84	0	0	0	84	84
24	VALENCIA TRAILS PHASE 2	CONSTRUCTION	ICL	SF	73	0	0	73	73	73
25	SH MOUNT ESTATES	CONSTRUCTION	ICL	SF	29	0	0	29	29	29
26	THE HEIGHTS ON TRENTON PHASE 2	CONSTRUCTION	ICL	SF	179	0	0	179	179	179
27	ENSENADA ESTATES	CONSTRUCTION	ETJ1	SF	72	0	0	72	72	72
28	SILOS AT LA SIENNA PHASE 2	CONSTRUCTION	ICL	SF	43	0	0	0	43	43
29	VILLAS AT SUGAR	CONSTRUCTION	ICL	MF	0	48	192	0	1	192
30	VICTORIA HEIGHTS	CONSTRUCTION	ICL	MF	0	5	20	5	20	20
31	TEXAS RANCH	CONSTRUCTION	ETJ	SF	15	0	0	0	15	15
32	FEATHERED HAVEN	CONSTRUCTION	ICL	SF	6	0	0	6	6	6
33	PEARL ESTATES SUBDIVISION	CONSTRUCTION	ICL	SF	48	0	0	48	48	48

6 Subdivisions in Preliminary Review
Submitted in December 2022

31 Subdivisions in Construction Review
Pending approval or waiting for
resubmittal from Owner

66 Subdivisions in construction
5736 Estimated Rooftops based on
subdivision lots in construction
*Pending confirmation on
estimated rooftops

Department: Engineering
Date of Report: 2/9/2023
Director Name: Mardoqueo Hinojosa, P.E., CFM, CPM

Development Projects

	Subdivision Name	Phase	Inside City Limit (ICL) / ETJ	Subdivision Type (Single Family (SF), Multi-Family (MF) or Commercial (C))	Single Family Lots	Multi-Family Lots	Multi-Family Roof Tops	Commercial Lots	Total Lots	Roof Tops
34	HYDE PARK	CONSTRUCTION	ICL	SF	72	0	0	72	72	72
35	LA SIENNA APARTMENTS	CONSTRUCTION	ICL	MF	0	1	288	0	1	288
36	VALENCIA TRAILS PHASE 1	CONSTRUCTION	ICL	MF	0	17	68	68	0	68
37	THE HEIGHTS ON WISCONSIN PHASE II	CONSTRUCTION	ICL	SF	63	0	0	63	63	63
38	SUGAR MILL ESTATES	CONSTRUCTION	ICL	MF	0	54	216	0	54	216
39	ALBERTA HEIGHTS PH1	CONSTRUCTION	ICL	SF	84	0	0	84	84	84
40	RG ESTATES PH 3	CONSTRUCTION	ETJ1	SF	49	0	0	0	49	49
41	UNIVERSITY VILLAGE ON 10TH ST	CONSTRUCTION	ICL	MF/C	0	2	0	9	11	0*
42	COLE CROSSING	CONSTRUCTION	ETJ1	SF	30	0	0	0	30	30
43	CONDESA APARTMENTS	CONSTRUCTION	ICL	MF	0	1	4	0	4	4
44	STORAGE MASTERS	CONSTRUCTION	ICL	C	0	0	0	1	1	1
45	LOS LAGOS PHASE VII A	CONSTRUCTION	ICL	SF	55	0	0	0	55	55
46	LOS LAGOS PHASE 5	CONSTRUCTION	ICL	SF	164	0	0	0	164	164
47	WOODLANDS ESTATES	CONSTRUCTION	ICL	MF	0	89	356	356	89	356
48	THE LUXX SUBDIVISION	CONSTRUCTION	ICL	MF	0	1	4	0	1	1
49	REDBIRD	CONSTRUCTION	ICL	C	0	0	0	0	1	1
50	HIGHLAND HEIGHTS	CONSTRUCTION	ICL	SF	144	0	0	0	144	144
51	SILVERSTONE HEIGHTS	CONSTRUCTION	ICL	SF	122	0	0	0	122	122
52	LOS LAGOS PHASE VII B	CONSTRUCTION	ICL	SF	108	0	0	0	108	108
53	SEVEN ELEVEN -MONTE CRISTO	CONSTRUCTION	ICL	C	0	0	0	1	1	1
54	ROGERS ESTATES	CONSTRUCTION	ICL	SF	39	0	0	0	39	39
55	CRESTWOOD ESTATES SUBDIVISION	CONSTRUCTION	ICL	SF	45	0	0	0	45	45
56	DEUS MAGNUS SUBDIVISION	CONSTRUCTION	ICL	C	0	0	0	0	4	4
57	MONTEREAL ESTATES	CONSTRUCTION	ETJ	SF	88	0	0	0	88	88
58	LOS CORTIJOS SUBDIVISION	CONSTRUCTION	ETJ	SF	262	0	0	0	262	262
59	LA MARQUESE ESTATES	CONSTRUCTION	ETJ	SF	30	0	0	0	30	30
60	MONARCO ESTATES SUBDIVISION	CONSTRUCTION	ETJ	SF	164	0	0	0	164	164
61	CARMEN AVILA RANCHETTES	CONSTRUCTION	ETJ	SF	22	0	0	0	22	22
62	CARMEN AVILA SUBDIVISION PHASE III	CONSTRUCTION	ETJ	SF	137	0	0	6	149	149
63	2812 ESTATES	CONSTRUCTION	ETJ	SF	44	0	0	4	0	48
64	STONE OAK SUBDIVISION	CONSTRUCTION	ICL	SF	49	0	0	0	0	49
65	BELLAWOODS PHASE 2	CONSTRUCTION	ETJ	SF	46	0	0	0	46	46
66	BELLAWOODS PHASE 3	CONSTRUCTION	ETJ	SF	50	0	0	0	50	50


Pending

7	Commercial Site Plans were reviewed
11	Commercial Permits were reviewed
21	Multi-Family Building Permit was reviewed
0	Residential Permits were reviewed

GIS Division

- * Continued drone footage for Capital Projects and survey.
- * Continued addressing and street name approvals for subdivisions
- * On-going support for Capital Projects Dashboard and Planning Dashboards on the ESRI ArcGIS Platform
- * Develop new application for Dashboard to create a more interactive experience.
- * Updating and maintaining GIS data on the ESRI ArcGIS Platform for public infrastructure, planning, solid waste, parks, etc.

FINANCE





Edinburg, TX

Unaudited Income Statement - Revenues

Account Summary

For Fiscal: 2022-2023 Period Ending: 01/31/2023

		Original Total Budget	Current Total Budget	MTD Activity	YTD Activity	YTD Activity + Encumbrances	Budget Remaining
Fund: 100 - GENERAL FUND							
Revenue							
Division: 9500 - Non-Departmental							
RevType: 40 - General Taxes							
100-9500-401100	AD-VALOREM TAX-CURRENT	0.00	0.00	6,888,712.62	21,568,941.33	21,568,941.33	-21,568,941.33
100-9500-401101	AD-VALOREM TAX-DELINQUENT	0.00	0.00	91,919.35	268,821.13	268,821.13	-268,821.13
100-9500-401102	PENALTY & INTEREST	0.00	0.00	13,696.55	62,041.84	62,041.84	-62,041.84
100-9500-402100	GENERAL SALES & USE TAX	0.00	0.00	0.00	2,802,218.31	2,802,218.31	-2,802,218.31
100-9500-402101	GEN SALES & USE TAX (.5%)	0.00	0.00	0.00	1,401,109.14	1,401,109.14	-1,401,109.14
100-9500-403104	TELEPHONE UTILITY OTHER	0.00	0.00	33.04	33.04	33.04	-33.04
RevType: 40 - General Taxes Total:		0.00	0.00	6,994,361.56	26,103,164.79	26,103,164.79	-26,103,164.79
RevType: 41 - Licenses and Permits							
100-9500-411100	BUILDING PERMITS	0.00	0.00	51,598.60	155,529.40	155,529.40	-155,529.40
100-9500-411101	PLUMBING PERMITS	0.00	0.00	13,395.00	55,271.00	55,271.00	-55,271.00
100-9500-411102	ELECTRICAL PERMIT	0.00	0.00	12,709.00	50,717.00	50,717.00	-50,717.00
100-9500-411103	HEATING & AIR COND	0.00	0.00	6,062.00	29,968.00	29,968.00	-29,968.00
100-9500-411104	GARAGE SALE PERMITS	0.00	0.00	1,840.00	6,540.00	6,540.00	-6,540.00
100-9500-411106	HOUSE MOVING PERMITS	0.00	0.00	0.00	375.00	375.00	-375.00
100-9500-411108	BEVERAGE PERMITS	0.00	0.00	492.50	913.50	913.50	-913.50
100-9500-411120	MISCELLANEOUS PERMITS	0.00	0.00	1,006.00	3,150.00	3,150.00	-3,150.00
100-9500-412100	HEALTH PERMITS	0.00	0.00	7,730.00	24,725.00	24,725.00	-24,725.00
100-9500-412101	COIN OPERATED MACHINES	0.00	0.00	363.32	894.93	894.93	-894.93
RevType: 41 - Licenses and Permits Total:		0.00	0.00	95,196.42	328,083.83	328,083.83	-328,083.83
RevType: 42 - InterGov't							
100-9500-424102	EEDC REIMBURSEMENT	0.00	0.00	125,000.00	125,000.00	125,000.00	-125,000.00
RevType: 42 - InterGov't Total:		0.00	0.00	125,000.00	125,000.00	125,000.00	-125,000.00
RevType: 43 - Charges for Services							
100-9500-431100	2% ADM FEE-INSPECTION	0.00	0.00	36,756.93	67,631.98	67,631.98	-67,631.98
100-9500-431102	CLEANING & MOWING	0.00	0.00	13,931.42	43,545.38	43,545.38	-43,545.38
100-9500-431103	VITAL STATISTICS FEES	0.00	0.00	35,565.20	120,987.20	120,987.20	-120,987.20
100-9500-431110	COUNTY PART-RURAL FIRE	0.00	0.00	37,481.00	157,906.00	157,906.00	-157,906.00
100-9500-431111	FIRE PROTECTION & PREVENTION FEES	0.00	0.00	4,750.00	17,251.00	17,251.00	-17,251.00
100-9500-431120	ACCIDENT REPORTS	0.00	0.00	1,662.00	5,712.00	5,712.00	-5,712.00
100-9500-431125	SALES OF CODES & DOCUMENTS	0.00	0.00	997.95	7,339.45	7,339.45	-7,339.45
100-9500-431126	ZONING APPLICATION FEE	0.00	0.00	5,850.00	21,475.00	21,475.00	-21,475.00
100-9500-431128	PASSPORT FEES	0.00	0.00	10,221.00	33,301.00	33,301.00	-33,301.00
100-9500-431129	PASSPORT PHOTOS	0.00	0.00	15.00	30.00	30.00	-30.00
100-9500-431130	PASSPORT EXPRESS SHIPPING	0.00	0.00	0.00	105.90	105.90	-105.90
100-9500-431203	REC SPECIAL EVENTS	0.00	0.00	33,956.80	33,981.80	33,981.80	-33,981.80
100-9500-431204	REC SPORT LEAGUE FEES	0.00	0.00	28,591.00	33,182.00	33,182.00	-33,182.00
100-9500-431205	REC. MEMBERSHIP FEES-A	0.00	0.00	1,218.75	4,485.00	4,485.00	-4,485.00
100-9500-431206	RECREATIONAL PROGRAM FEES	0.00	0.00	6,173.00	16,609.00	16,609.00	-16,609.00
100-9500-431207	RENTAL CENTERS	0.00	0.00	1,555.00	12,686.00	12,686.00	-12,686.00
100-9500-431301	DANCE CLASS FEES-CITY/VIPERS	0.00	0.00	3,135.00	9,168.00	9,168.00	-9,168.00
100-9500-431303	LEAGUE FEES-CITY/VIPERS	0.00	0.00	234.00	49,851.00	49,851.00	-49,851.00
100-9500-431400	WBC ADMISSION FEE	0.00	0.00	3,362.00	8,521.00	8,521.00	-8,521.00
100-9500-431402	WBC MEMBERSHIP FEES	0.00	0.00	838.00	2,267.00	2,267.00	-2,267.00
100-9500-431403	WBC MERCHANDISE SALES	0.00	0.00	1,982.36	9,297.58	9,297.58	-9,297.58
100-9500-431404	WBC- PROGRAM FEES	0.00	0.00	0.00	13,536.00	13,536.00	-13,536.00
100-9500-431501	PUBLIC SWIMMING POOL F	0.00	0.00	4.00	21.00	21.00	-21.00
100-9500-431502	SWIMMING PROGRAM FEES	0.00	0.00	2.00	42.00	42.00	-42.00
RevType: 43 - Charges for Services Total:		0.00	0.00	228,282.41	668,932.29	668,932.29	-668,932.29

Unaudited Income Statement - Revenues
For Fiscal: 2022-2023 Period Ending: 01/31/2023

		Original Total Budget	Current Total Budget	MTD Activity	YTD Activity	YTD Activity + Encumbrances	Budget Remaining
RevType: 44 - Fines and Forfeits							
100-9500-441100	MUNICIPAL COURT FINES	0.00	0.00	56,748.00	196,455.00	196,455.00	-196,455.00
100-9500-441102	ARREST & WRITTEN FEE	0.00	0.00	2,926.72	9,860.44	9,860.44	-9,860.44
100-9500-441104	TRAFFIC (TFC) FINES 3.	0.00	0.00	768.00	2,472.00	2,472.00	-2,472.00
100-9500-441105	CIVIL JUSTICE FEE-COURT	0.00	0.00	-0.13	0.08	0.08	-0.08
100-9500-441110	TIME PAYMENT CITY	0.00	0.00	840.00	3,501.58	3,501.58	-3,501.58
100-9500-441111	MUNICIPAL COURT ADMIN EXP FEE	0.00	0.00	5,525.00	17,951.90	17,951.90	-17,951.90
100-9500-441114	MUNICIPAL COURT MISCELLANEOUS	0.00	0.00	840.00	2,950.00	2,950.00	-2,950.00
100-9500-441117	OMNI BASE LOCAL FEE	0.00	0.00	48.00	190.40	190.40	-190.40
100-9500-441118	TX DOT- SCOFF LAW	0.00	0.00	-170.70	454.40	454.40	-454.40
100-9500-441201	LIBRARY FINES	0.00	0.00	722.53	2,328.92	2,328.92	-2,328.92
RevType: 44 - Fines and Forfeits Total:		0.00	0.00	68,247.42	236,164.72	236,164.72	-236,164.72
RevType: 45 - Miscellaneous							
100-9500-451100	INTEREST EARNED	0.00	0.00	0.00	69,623.02	69,623.02	-69,623.02
100-9500-451101	INTEREST EARNED RECEIV	0.00	0.00	3,216.10	12,639.51	12,639.51	-12,639.51
100-9500-452103	RENT OF CITY FACILITIES	0.00	0.00	125.00	375.00	375.00	-375.00
100-9500-452104	USE OF CITY'S RADIO SYSTEM	0.00	0.00	310.00	1,240.00	1,240.00	-1,240.00
100-9500-454100	MISCELLANEOUS REVENUE	0.00	0.00	14,159.06	27,714.44	27,714.44	-27,714.44
100-9500-454101	LOST BOOK ACCT-LIBRARY	0.00	0.00	372.21	1,102.35	1,102.35	-1,102.35
100-9500-454102	BOOK SALES (LIBRARY)	0.00	0.00	3,718.05	13,189.65	13,189.65	-13,189.65
100-9500-454103	RECOVERY OF WORKERS COMP	0.00	0.00	20,650.99	26,791.68	26,791.68	-26,791.68
100-9500-454104	CASH SHORT OR OVER	0.00	0.00	-23.93	11.94	11.94	-11.94
100-9500-454110	PROPERTY INSURANCE REIMBURSEME...	0.00	0.00	72,272.28	72,272.28	72,272.28	-72,272.28
RevType: 45 - Miscellaneous Total:		0.00	0.00	114,799.76	224,959.87	224,959.87	-224,959.87
RevType: 46 - Other Financing Sources							
100-9500-462100	SALE OF CITY PROPERTY	0.00	0.00	840.07	10,986.27	10,986.27	-10,986.27
RevType: 46 - Other Financing Sources Total:		0.00	0.00	840.07	10,986.27	10,986.27	-10,986.27
Division: 9500 - Non-Departmental Total:		0.00	0.00	7,626,727.64	27,697,291.77	27,697,291.77	-27,697,291.77
Revenue Total:		0.00	0.00	7,626,727.64	27,697,291.77	27,697,291.77	-27,697,291.77
Fund: 100 - GENERAL FUND Total:		0.00	0.00	7,626,727.64	27,697,291.77	27,697,291.77	-27,697,291.77
Fund: 113 - HOTEL OCCUPANCY TAX FUND							
Revenue							
Division: 9500 - Non-Departmental							
RevType: 40 - General Taxes							
113-9500-405100	HOMESTAY INN & SUITES	0.00	0.00	2,756.00	10,397.10	10,397.10	-10,397.10
113-9500-405101	ECHO MOTEL	0.00	0.00	2,797.25	7,400.50	7,400.50	-7,400.50
113-9500-405102	FRONTIER MOTEL	0.00	0.00	345.17	1,396.22	1,396.22	-1,396.22
113-9500-405104	EXECUTIVE INN	0.00	0.00	2,353.96	7,894.60	7,894.60	-7,894.60
113-9500-405106	BINNING HOSPITALITY LLC	0.00	0.00	11,822.14	42,034.08	42,034.08	-42,034.08
113-9500-405108	MOTEL 6	0.00	0.00	4,842.18	17,066.70	17,066.70	-17,066.70
113-9500-405109	BUDGET INN	0.00	0.00	1,090.78	3,333.33	3,333.33	-3,333.33
113-9500-405110	EDINBURG INN & SUITE	0.00	0.00	5,902.80	17,852.19	17,852.19	-17,852.19
113-9500-405111	HOLIDAY INN	0.00	0.00	13,996.57	70,202.44	70,202.44	-70,202.44
113-9500-405112	HOTEL/OCCUPANCY TAX-OTHER	0.00	0.00	0.00	1,207.70	1,207.70	-1,207.70
113-9500-405113	MARRIOTT TOWNEPLACE SUITES	0.00	0.00	11,443.55	34,157.77	34,157.77	-34,157.77
113-9500-405114	TRU BY HILTON	0.00	0.00	13,515.23	50,849.06	50,849.06	-50,849.06
113-9500-405115	HOME2 BY HILTON	0.00	0.00	12,870.32	39,047.10	39,047.10	-39,047.10
113-9500-405200	ABRB - MARIA HEREDIA	0.00	0.00	0.00	1,037.85	1,037.85	-1,037.85
RevType: 40 - General Taxes Total:		0.00	0.00	83,735.95	303,876.64	303,876.64	-303,876.64
Division: 9500 - Non-Departmental Total:		0.00	0.00	83,735.95	303,876.64	303,876.64	-303,876.64
Revenue Total:		0.00	0.00	83,735.95	303,876.64	303,876.64	-303,876.64
Fund: 113 - HOTEL OCCUPANCY TAX FUND Total:		0.00	0.00	83,735.95	303,876.64	303,876.64	-303,876.64

Unaudited Income Statement - Revenues

For Fiscal: 2022-2023 Period Ending: 01/31/2023

		Original Total Budget	Current Total Budget	MTD Activity	YTD Activity	YTD Activity + Encumbrances	Budget Remaining
Fund: 150 - DEBT SERVICE FUND							
Revenue							
Division: 9500 - Non-Departmental							
RevType: 40 - General Taxes							
150-9500-401100	AD-VALOREM TAX-CURRENT	0.00	0.00	1,855,389.51	5,809,326.72	5,809,326.72	-5,809,326.72
150-9500-401101	AD-VALOREM TAX-DELINQUENT	0.00	0.00	20,254.14	60,980.16	60,980.16	-60,980.16
150-9500-401102	PENALTY & INTEREST	0.00	0.00	3,172.85	13,581.09	13,581.09	-13,581.09
RevType: 40 - General Taxes Total:		0.00	0.00	1,878,816.50	5,883,887.97	5,883,887.97	-5,883,887.97
Division: 9500 - Non-Departmental Total:		0.00	0.00	1,878,816.50	5,883,887.97	5,883,887.97	-5,883,887.97
Revenue Total:		0.00	0.00	1,878,816.50	5,883,887.97	5,883,887.97	-5,883,887.97
Fund: 150 - DEBT SERVICE FUND Total:		0.00	0.00	1,878,816.50	5,883,887.97	5,883,887.97	-5,883,887.97
Fund: 200 - UTILITY FUND							
Revenue							
Division: 9500 - Non-Departmental							
RevType: 43 - Charges for Services							
200-9500-432101	WATER TAP FEES	0.00	0.00	50,867.50	104,971.25	104,971.25	-104,971.25
200-9500-432102	METER WATER SALES-CURR	0.00	0.00	969,797.78	4,174,387.22	4,174,387.22	-4,174,387.22
200-9500-432104	PENALTY CHARGES-DELQ A	0.00	0.00	53,042.91	189,987.05	189,987.05	-189,987.05
200-9500-432105	BACTERIOLOGICAL TESTING	0.00	0.00	88.50	531.00	531.00	-531.00
200-9500-432200	SEWER CHARGES	0.00	0.00	456,591.23	1,875,871.42	1,875,871.42	-1,875,871.42
200-9500-432201	SEWER TAP FEES	0.00	0.00	6,140.00	18,315.00	18,315.00	-18,315.00
200-9500-432202	SWR CHARGES NORTH ALAM	0.00	0.00	58,496.06	117,130.04	117,130.04	-117,130.04
200-9500-432203	SWR CHARGES SWSC	0.00	0.00	6,936.66	21,416.81	21,416.81	-21,416.81
RevType: 43 - Charges for Services Total:		0.00	0.00	1,601,960.64	6,502,609.79	6,502,609.79	-6,502,609.79
RevType: 45 - Miscellaneous							
200-9500-451100	INTEREST EARNED	0.00	0.00	0.00	27,564.99	27,564.99	-27,564.99
200-9500-452113	RENT OF WATER TOWERS	0.00	0.00	6,143.08	15,065.16	15,065.16	-15,065.16
200-9500-454103	RECOVERY OF WORKERS COMP	0.00	0.00	0.00	616.10	616.10	-616.10
200-9500-454104	CASH SHORT OR OVER	0.00	0.00	-43.25	-59.05	-59.05	59.05
200-9500-454107	SERVICE CHARGES	0.00	0.00	18,901.78	58,158.51	58,158.51	-58,158.51
RevType: 45 - Miscellaneous Total:		0.00	0.00	25,001.61	101,345.71	101,345.71	-101,345.71
Division: 9500 - Non-Departmental Total:		0.00	0.00	1,626,962.25	6,603,955.50	6,603,955.50	-6,603,955.50
Revenue Total:		0.00	0.00	1,626,962.25	6,603,955.50	6,603,955.50	-6,603,955.50
Fund: 200 - UTILITY FUND Total:		0.00	0.00	1,626,962.25	6,603,955.50	6,603,955.50	-6,603,955.50
Fund: 201 - UTILITIES PROJECTS FUND							
Revenue							
Division: 9500 - Non-Departmental							
RevType: 45 - Miscellaneous							
201-9500-451100	INTEREST EARNED	0.00	0.00	0.00	20,387.00	20,387.00	-20,387.00
RevType: 45 - Miscellaneous Total:		0.00	0.00	0.00	20,387.00	20,387.00	-20,387.00
Division: 9500 - Non-Departmental Total:		0.00	0.00	0.00	20,387.00	20,387.00	-20,387.00
Revenue Total:		0.00	0.00	0.00	20,387.00	20,387.00	-20,387.00
Fund: 201 - UTILITIES PROJECTS FUND Total:		0.00	0.00	0.00	20,387.00	20,387.00	-20,387.00
Fund: 210 - SOLID WASTE MANAGEMENT FUND							
Revenue							
Division: 9500 - Non-Departmental							
RevType: 43 - Charges for Services							
210-9500-434100	GARBAGE CHARGES N A W	0.00	0.00	38,997.38	78,086.70	78,086.70	-78,086.70
210-9500-434101	GARBAGE CHARGES SWSC	0.00	0.00	2,159.70	6,717.23	6,717.23	-6,717.23
210-9500-434102	GARBAGE COLLECTION FEE	0.00	0.00	724,874.79	2,900,448.21	2,900,448.21	-2,900,448.21
210-9500-434103	GARBAGE DISP NON RESID	0.00	0.00	781,606.34	2,971,274.86	2,971,274.86	-2,971,274.86
210-9500-434104	GARBAGE DISPOSAL FEES	0.00	0.00	157,709.67	655,719.15	655,719.15	-655,719.15
210-9500-434105	RECYCLE PROCEEDS	0.00	0.00	11,850.46	42,964.76	42,964.76	-42,964.76
210-9500-434108	LANDFILL-NON-COMMERCIAL	0.00	0.00	196,704.21	740,790.13	740,790.13	-740,790.13
RevType: 43 - Charges for Services Total:		0.00	0.00	1,913,902.55	7,396,001.04	7,396,001.04	-7,396,001.04

Unaudited Income Statement - Revenues

For Fiscal: 2022-2023 Period Ending: 01/31/2023

		Original Total Budget	Current Total Budget	MTD Activity	YTD Activity	YTD Activity + Encumbrances	Budget Remaining
RevType: 45 - Miscellaneous							
210-9500-451100	INTEREST EARNED	0.00	0.00	0.00	23,347.21	23,347.21	-23,347.21
210-9500-452108	LAND LEASE	0.00	0.00	0.00	13,645.00	13,645.00	-13,645.00
210-9500-454100	MISCELLANEOUS REVENUE	0.00	0.00	446.33	979.16	979.16	-979.16
210-9500-454107	SERVICE CHARGES	0.00	0.00	0.00	25.00	25.00	-25.00
210-9500-454110	PROPERTY INSURANCE REIMBURSEME...	0.00	0.00	0.00	0.00	-41,709.37	41,709.37
210-9500-454200	GAS, OIL, MINERAL RIGHTS	0.00	0.00	17,000.00	17,000.00	17,000.00	-17,000.00
RevType: 45 - Miscellaneous Total:		0.00	0.00	17,446.33	54,996.37	13,287.00	-13,287.00
Division: 9500 - Non-Departmental Total:		0.00	0.00	1,931,348.88	7,450,997.41	7,409,288.04	-7,409,288.04
Revenue Total:		0.00	0.00	1,931,348.88	7,450,997.41	7,409,288.04	-7,409,288.04
Fund: 210 - SOLID WASTE MANAGEMENT FUND Total:		0.00	0.00	1,931,348.88	7,450,997.41	7,409,288.04	-7,409,288.04
Fund: 220 - EDINBURG INTERNATIONAL AIRPORT							
Revenue							
Division: 9500 - Non-Departmental							
RevType: 43 - Charges for Services							
220-9500-436115	FUEL FLOW FEES	0.00	0.00	155,573.65	498,612.08	498,612.08	-498,612.08
RevType: 43 - Charges for Services Total:		0.00	0.00	155,573.65	498,612.08	498,612.08	-498,612.08
RevType: 45 - Miscellaneous							
220-9500-452105	HANGAR LEASE	0.00	0.00	9,540.00	38,160.00	38,160.00	-38,160.00
220-9500-452107	WAREHOUSE BLDG LEASE (CTS)	0.00	0.00	9,970.80	39,883.20	39,883.20	-39,883.20
220-9500-454100	MISCELLANEOUS REVENUE	0.00	0.00	-46.00	-37.82	-37.82	37.82
RevType: 45 - Miscellaneous Total:		0.00	0.00	19,464.80	78,005.38	78,005.38	-78,005.38
Division: 9500 - Non-Departmental Total:		0.00	0.00	175,038.45	576,617.46	576,617.46	-576,617.46
Revenue Total:		0.00	0.00	175,038.45	576,617.46	576,617.46	-576,617.46
Fund: 220 - EDINBURG INTERNATIONAL AIRPORT Total:		0.00	0.00	175,038.45	576,617.46	576,617.46	-576,617.46
Fund: 230 - EBONY GOLF COURSE FUND							
Revenue							
Division: 9500 - Non-Departmental							
RevType: 43 - Charges for Services							
230-9500-435100	GOLF COURSE GREEN FEES	0.00	0.00	19,214.70	44,052.20	44,052.20	-44,052.20
230-9500-435200	CONCESSIONS GOLF COURSE	0.00	0.00	1,266.17	3,970.48	3,970.48	-3,970.48
230-9500-435201	CONCESSIONS ALCOHOLIC	0.00	0.00	4,429.29	10,720.63	10,720.63	-10,720.63
230-9500-435300	KITCHEN SALES	0.00	0.00	0.00	144.00	144.00	-144.00
230-9500-435400	MERCHANDISE PRO SHOP	0.00	0.00	415.72	2,155.69	2,155.69	-2,155.69
230-9500-435500	ANNUAL MEMBERSHIP DUES	0.00	0.00	2,665.00	26,777.61	26,777.61	-26,777.61
230-9500-435600	GOLF CLUB RENTAL	0.00	0.00	83.16	268.42	268.42	-268.42
230-9500-435601	GOLF COURSE CART RENTAL	0.00	0.00	9,498.79	25,782.39	25,782.39	-25,782.39
RevType: 43 - Charges for Services Total:		0.00	0.00	37,572.83	113,871.42	113,871.42	-113,871.42
RevType: 45 - Miscellaneous							
230-9500-454100	MISCELLANEOUS REVENUE	0.00	0.00	4.29	10.81	10.81	-10.81
RevType: 45 - Miscellaneous Total:		0.00	0.00	4.29	10.81	10.81	-10.81
Division: 9500 - Non-Departmental Total:		0.00	0.00	37,577.12	113,882.23	113,882.23	-113,882.23
Revenue Total:		0.00	0.00	37,577.12	113,882.23	113,882.23	-113,882.23
Fund: 230 - EBONY GOLF COURSE FUND Total:		0.00	0.00	37,577.12	113,882.23	113,882.23	-113,882.23
Fund: 240 - LOS LAGOS GOLF CLUB FUND							
Revenue							
Division: 9500 - Non-Departmental							
RevType: 43 - Charges for Services							
240-9500-435100	GOLF COURSE GREEN FEES	0.00	0.00	96,873.00	273,747.44	273,747.44	-273,747.44
240-9500-435103	GOLF RANGE FEES	0.00	0.00	6,051.80	19,541.99	19,541.99	-19,541.99
240-9500-435200	NON-ALCOHOLIC BEVERAGES	0.00	0.00	4,096.87	14,159.71	14,159.71	-14,159.71
240-9500-435201	ALCOHOLIC BEVERAGES	0.00	0.00	6,430.74	20,552.96	20,552.96	-20,552.96
240-9500-435300	KITCHEN SALES	0.00	0.00	5,661.29	17,759.07	17,759.07	-17,759.07
240-9500-435400	MERCHANDISE PRO SHOP	0.00	0.00	5,437.87	22,087.58	22,087.58	-22,087.58
240-9500-435500	ANNUAL MEMBERSHIP DUES	0.00	0.00	11,286.85	70,393.67	70,393.67	-70,393.67

Unaudited Income Statement - Revenues

For Fiscal: 2022-2023 Period Ending: 01/31/2023

		Original Total Budget	Current Total Budget	MTD Activity	YTD Activity	YTD Activity + Encumbrances	Budget Remaining
240-9500-435600	GOLF CLUB RENTAL	0.00	0.00	531.05	1,051.05	1,051.05	-1,051.05
240-9500-435601	GOLF COURSE CART RENTAL	0.00	0.00	14,127.12	49,781.94	49,781.94	-49,781.94
	RevType: 43 - Charges for Services Total:	0.00	0.00	150,496.59	489,075.41	489,075.41	-489,075.41
	RevType: 45 - Miscellaneous						
240-9500-454100	MISCELLANEOUS REVENUE	0.00	0.00	16.05	44.49	44.49	-44.49
240-9500-454104	CASH SHORT OR OVER	0.00	0.00	17.50	-82.50	-82.50	82.50
	RevType: 45 - Miscellaneous Total:	0.00	0.00	33.55	-38.01	-38.01	38.01
	Division: 9500 - Non-Departmental Total:	0.00	0.00	150,530.14	489,037.40	489,037.40	-489,037.40
	Revenue Total:	0.00	0.00	150,530.14	489,037.40	489,037.40	-489,037.40
	Fund: 240 - LOS LAGOS GOLF CLUB FUND Total:	0.00	0.00	150,530.14	489,037.40	489,037.40	-489,037.40
	Report Surplus (Deficit):	0.00	0.00	13,510,736.93	49,139,933.38	49,098,224.01	

Group Summary

ExpType	Original Total Budget	Current Total Budget	MTD Activity	YTD Activity	YTD Activity + Encumbrances	Budget Remaining
Fund: 100 - GENERAL FUND						
Revenue						
Division: 9500 - Non-Departmental						
RevType: 40 - General Taxes						
	0.00	0.00	6,994,361.56	26,103,164.79	26,103,164.79	-26,103,164.79
RevType: 40 - General Taxes Total:	0.00	0.00	6,994,361.56	26,103,164.79	26,103,164.79	-26,103,164.79
RevType: 41 - Licenses and Permits						
	0.00	0.00	95,196.42	328,083.83	328,083.83	-328,083.83
RevType: 41 - Licenses and Permits Total:	0.00	0.00	95,196.42	328,083.83	328,083.83	-328,083.83
RevType: 42 - InterGov't						
	0.00	0.00	125,000.00	125,000.00	125,000.00	-125,000.00
RevType: 42 - InterGov't Total:	0.00	0.00	125,000.00	125,000.00	125,000.00	-125,000.00
RevType: 43 - Charges for Services						
	0.00	0.00	228,282.41	668,932.29	668,932.29	-668,932.29
RevType: 43 - Charges for Services Total:	0.00	0.00	228,282.41	668,932.29	668,932.29	-668,932.29
RevType: 44 - Fines and Forfeits						
	0.00	0.00	68,247.42	236,164.72	236,164.72	-236,164.72
RevType: 44 - Fines and Forfeits Total:	0.00	0.00	68,247.42	236,164.72	236,164.72	-236,164.72
RevType: 45 - Miscellaneous						
	0.00	0.00	114,799.76	224,959.87	224,959.87	-224,959.87
RevType: 45 - Miscellaneous Total:	0.00	0.00	114,799.76	224,959.87	224,959.87	-224,959.87
RevType: 46 - Other Financing Sources						
	0.00	0.00	840.07	10,986.27	10,986.27	-10,986.27
RevType: 46 - Other Financing Sources Total:	0.00	0.00	840.07	10,986.27	10,986.27	-10,986.27
Division: 9500 - Non-Departmental Total:	0.00	0.00	7,626,727.64	27,697,291.77	27,697,291.77	-27,697,291.77
Revenue Total:	0.00	0.00	7,626,727.64	27,697,291.77	27,697,291.77	-27,697,291.77
Fund: 100 - GENERAL FUND Total:	0.00	0.00	7,626,727.64	27,697,291.77	27,697,291.77	-27,697,291.77
Fund: 113 - HOTEL OCCUPANCY TAX FUND						
Revenue						
Division: 9500 - Non-Departmental						
RevType: 40 - General Taxes						
	0.00	0.00	83,735.95	303,876.64	303,876.64	-303,876.64
RevType: 40 - General Taxes Total:	0.00	0.00	83,735.95	303,876.64	303,876.64	-303,876.64
Division: 9500 - Non-Departmental Total:	0.00	0.00	83,735.95	303,876.64	303,876.64	-303,876.64
Revenue Total:	0.00	0.00	83,735.95	303,876.64	303,876.64	-303,876.64
Fund: 113 - HOTEL OCCUPANCY TAX FUND Total:	0.00	0.00	83,735.95	303,876.64	303,876.64	-303,876.64
Fund: 150 - DEBT SERVICE FUND						
Revenue						
Division: 9500 - Non-Departmental						
RevType: 40 - General Taxes						
	0.00	0.00	1,878,816.50	5,883,887.97	5,883,887.97	-5,883,887.97
RevType: 40 - General Taxes Total:	0.00	0.00	1,878,816.50	5,883,887.97	5,883,887.97	-5,883,887.97
Division: 9500 - Non-Departmental Total:	0.00	0.00	1,878,816.50	5,883,887.97	5,883,887.97	-5,883,887.97
Revenue Total:	0.00	0.00	1,878,816.50	5,883,887.97	5,883,887.97	-5,883,887.97
Fund: 150 - DEBT SERVICE FUND Total:	0.00	0.00	1,878,816.50	5,883,887.97	5,883,887.97	-5,883,887.97
Fund: 200 - UTILITY FUND						
Revenue						
Division: 9500 - Non-Departmental						
RevType: 43 - Charges for Services						
	0.00	0.00	1,601,960.64	6,502,609.79	6,502,609.79	-6,502,609.79
RevType: 43 - Charges for Services Total:	0.00	0.00	1,601,960.64	6,502,609.79	6,502,609.79	-6,502,609.79

Unaudited Income Statement - Revenues
For Fiscal: 2022-2023 Period Ending: 01/31/2023

ExpType	Original Total Budget	Current Total Budget	MTD Activity	YTD Activity	YTD Activity + Encumbrances	Budget Remaining
RevType: 45 - Miscellaneous	0.00	0.00	25,001.61	101,345.71	101,345.71	-101,345.71
RevType: 45 - Miscellaneous Total:	0.00	0.00	25,001.61	101,345.71	101,345.71	-101,345.71
Division: 9500 - Non-Departmental Total:	0.00	0.00	1,626,962.25	6,603,955.50	6,603,955.50	-6,603,955.50
Revenue Total:	0.00	0.00	1,626,962.25	6,603,955.50	6,603,955.50	-6,603,955.50
Fund: 200 - UTILITY FUND Total:	0.00	0.00	1,626,962.25	6,603,955.50	6,603,955.50	-6,603,955.50
Fund: 201 - UTILITIES PROJECTS FUND						
Revenue						
Division: 9500 - Non-Departmental						
RevType: 45 - Miscellaneous	0.00	0.00	0.00	20,387.00	20,387.00	-20,387.00
RevType: 45 - Miscellaneous Total:	0.00	0.00	0.00	20,387.00	20,387.00	-20,387.00
Division: 9500 - Non-Departmental Total:	0.00	0.00	0.00	20,387.00	20,387.00	-20,387.00
Revenue Total:	0.00	0.00	0.00	20,387.00	20,387.00	-20,387.00
Fund: 201 - UTILITIES PROJECTS FUND Total:	0.00	0.00	0.00	20,387.00	20,387.00	-20,387.00
Fund: 210 - SOLID WASTE MANAGEMENT FUND						
Revenue						
Division: 9500 - Non-Departmental						
RevType: 43 - Charges for Services	0.00	0.00	1,913,902.55	7,396,001.04	7,396,001.04	-7,396,001.04
RevType: 43 - Charges for Services Total:	0.00	0.00	1,913,902.55	7,396,001.04	7,396,001.04	-7,396,001.04
RevType: 45 - Miscellaneous	0.00	0.00	17,446.33	54,996.37	13,287.00	-13,287.00
RevType: 45 - Miscellaneous Total:	0.00	0.00	17,446.33	54,996.37	13,287.00	-13,287.00
Division: 9500 - Non-Departmental Total:	0.00	0.00	1,931,348.88	7,450,997.41	7,409,288.04	-7,409,288.04
Revenue Total:	0.00	0.00	1,931,348.88	7,450,997.41	7,409,288.04	-7,409,288.04
Fund: 210 - SOLID WASTE MANAGEMENT FUND Total:	0.00	0.00	1,931,348.88	7,450,997.41	7,409,288.04	-7,409,288.04
Fund: 220 - EDINBURG INTERNATIONAL AIRPORT						
Revenue						
Division: 9500 - Non-Departmental						
RevType: 43 - Charges for Services	0.00	0.00	155,573.65	498,612.08	498,612.08	-498,612.08
RevType: 43 - Charges for Services Total:	0.00	0.00	155,573.65	498,612.08	498,612.08	-498,612.08
RevType: 45 - Miscellaneous	0.00	0.00	19,464.80	78,005.38	78,005.38	-78,005.38
RevType: 45 - Miscellaneous Total:	0.00	0.00	19,464.80	78,005.38	78,005.38	-78,005.38
Division: 9500 - Non-Departmental Total:	0.00	0.00	175,038.45	576,617.46	576,617.46	-576,617.46
Revenue Total:	0.00	0.00	175,038.45	576,617.46	576,617.46	-576,617.46
Fund: 220 - EDINBURG INTERNATIONAL AIRPORT Total:	0.00	0.00	175,038.45	576,617.46	576,617.46	-576,617.46
Fund: 230 - EBONY GOLF COURSE FUND						
Revenue						
Division: 9500 - Non-Departmental						
RevType: 43 - Charges for Services	0.00	0.00	37,572.83	113,871.42	113,871.42	-113,871.42
RevType: 43 - Charges for Services Total:	0.00	0.00	37,572.83	113,871.42	113,871.42	-113,871.42
RevType: 45 - Miscellaneous	0.00	0.00	4.29	10.81	10.81	-10.81
RevType: 45 - Miscellaneous Total:	0.00	0.00	4.29	10.81	10.81	-10.81
Division: 9500 - Non-Departmental Total:	0.00	0.00	37,577.12	113,882.23	113,882.23	-113,882.23
Revenue Total:	0.00	0.00	37,577.12	113,882.23	113,882.23	-113,882.23
Fund: 230 - EBONY GOLF COURSE FUND Total:	0.00	0.00	37,577.12	113,882.23	113,882.23	-113,882.23

Unaudited Income Statement - Revenues
For Fiscal: 2022-2023 Period Ending: 01/31/2023

ExpType	Original Total Budget	Current Total Budget	MTD Activity	YTD Activity	YTD Activity + Encumbrances	Budget Remaining
Fund: 240 - LOS LAGOS GOLF CLUB FUND						
Revenue						
Division: 9500 - Non-Departmental						
RevType: 43 - Charges for Services						
	0.00	0.00	150,496.59	489,075.41	489,075.41	-489,075.41
RevType: 43 - Charges for Services Total:	0.00	0.00	150,496.59	489,075.41	489,075.41	-489,075.41
RevType: 45 - Miscellaneous						
	0.00	0.00	33.55	-38.01	-38.01	38.01
RevType: 45 - Miscellaneous Total:	0.00	0.00	33.55	-38.01	-38.01	38.01
Division: 9500 - Non-Departmental Total:	0.00	0.00	150,530.14	489,037.40	489,037.40	-489,037.40
Revenue Total:	0.00	0.00	150,530.14	489,037.40	489,037.40	-489,037.40
Fund: 240 - LOS LAGOS GOLF CLUB FUND Total:	0.00	0.00	150,530.14	489,037.40	489,037.40	-489,037.40
Total Surplus (Deficit):	0.00	0.00	13,510,736.93	49,139,933.38	49,098,224.01	

Fund Summary

Fund	Original Total Budget	Current Total Budget	MTD Activity	YTD Activity	YTD Activity + Encumbrances	Budget Remaining
100 - GENERAL FUND	0.00	0.00	7,626,727.64	27,697,291.77	27,697,291.77	-27,697,291.77
113 - HOTEL OCCUPANCY TAX ...	0.00	0.00	83,735.95	303,876.64	303,876.64	-303,876.64
150 - DEBT SERVICE FUND	0.00	0.00	1,878,816.50	5,883,887.97	5,883,887.97	-5,883,887.97
200 - UTILITY FUND	0.00	0.00	1,626,962.25	6,603,955.50	6,603,955.50	-6,603,955.50
201 - UTILITIES PROJECTS FUND	0.00	0.00	0.00	20,387.00	20,387.00	-20,387.00
210 - SOLID WASTE MANAGE...	0.00	0.00	1,931,348.88	7,450,997.41	7,409,288.04	-7,409,288.04
220 - EDINBURG INTERNATIO...	0.00	0.00	175,038.45	576,617.46	576,617.46	-576,617.46
230 - EBONY GOLF COURSE F...	0.00	0.00	37,577.12	113,882.23	113,882.23	-113,882.23
240 - LOS LAGOS GOLF CLUB F...	0.00	0.00	150,530.14	489,037.40	489,037.40	-489,037.40
Total Surplus (Deficit):	0.00	0.00	13,510,736.93	49,139,933.38	49,098,224.01	



Edinburg, TX

Unaudited Income Statement - Expenses

Account Summary

For Fiscal: 2022-2023 Period Ending: 01/31/2023

		Original Total Budget	Current Total Budget	MTD Activity	YTD Activity	YTD Activity + Encumbrances	Budget Remaining
Fund: 100 - GENERAL FUND							
Expense							
Division: 0100 - Mayor & Council							
ExpType: 50 - Personnel Services							
100-0100-502102	GROUP INSURANCE	0.00	0.00	2,160.27	10,271.28	10,271.28	-10,271.28
100-0100-502104	WORKERS COMPENSATION INS	0.00	0.00	0.00	132.00	132.00	-132.00
ExpType: 50 - Personnel Services Total:		0.00	0.00	2,160.27	10,403.28	10,403.28	-10,403.28
ExpType: 51 - Contractual and Maintenance Services							
100-0100-512230	PRINTING	0.00	0.00	455.08	455.08	455.08	-455.08
100-0100-513200	TRAVEL, TRAINING, MEETINGS	0.00	0.00	0.00	2,516.64	2,516.64	-2,516.64
100-0100-513210	MEMBERSHIP DUES, SUBSCR	0.00	0.00	0.00	9,195.00	9,195.00	-9,195.00
100-0100-513290	OTHER	0.00	0.00	51.29	2,312.68	2,312.68	-2,312.68
ExpType: 51 - Contractual and Maintenance Services Total:		0.00	0.00	506.37	14,479.40	14,479.40	-14,479.40
ExpType: 52 - Supplies, Materials and Small Equipment							
100-0100-521300	OFFICE SUPPLIES	0.00	0.00	486.69	514.53	514.53	-514.53
100-0100-522300	WEARING APPAREL	0.00	0.00	0.00	79.99	79.99	-79.99
100-0100-522304	FOOD	0.00	0.00	330.16	615.02	615.02	-615.02
ExpType: 52 - Supplies, Materials and Small Equipment Total:		0.00	0.00	816.85	1,209.54	1,209.54	-1,209.54
Division: 0100 - Mayor & Council Total:		0.00	0.00	3,483.49	26,092.22	26,092.22	-26,092.22
Division: 0200 - City Manager							
ExpType: 50 - Personnel Services							
100-0200-501100	SALARIES	0.00	0.00	68,731.11	314,747.36	314,747.36	-314,747.36
100-0200-501101	LONGEVITY	0.00	0.00	1,204.00	5,145.00	5,145.00	-5,145.00
100-0200-501102	OVERTIME	0.00	0.00	0.00	269.56	269.56	-269.56
100-0200-501106	VEHICLE ALLOWANCE	0.00	0.00	1,961.52	8,503.76	8,503.76	-8,503.76
100-0200-502100	TAXES	0.00	0.00	5,421.48	19,962.14	19,962.14	-19,962.14
100-0200-502101	RETIREMENT	0.00	0.00	10,626.31	48,191.66	48,191.66	-48,191.66
100-0200-502102	GROUP INSURANCE	0.00	0.00	7,639.12	31,296.61	31,296.61	-31,296.61
100-0200-502103	DISABILITY INSURANCE	0.00	0.00	186.91	854.46	854.46	-854.46
100-0200-502104	WORKERS COMPENSATION INS	0.00	0.00	0.00	2,036.00	2,036.00	-2,036.00
ExpType: 50 - Personnel Services Total:		0.00	0.00	95,770.45	431,006.55	431,006.55	-431,006.55
ExpType: 51 - Contractual and Maintenance Services							
100-0200-511200	PROFESSIONAL SERVICES	0.00	0.00	3,600.00	6,300.00	6,300.00	-6,300.00
100-0200-511205	MARKETING AND ADVERTISING SERVIC...	0.00	0.00	2,040.00	6,120.00	6,120.00	-6,120.00
100-0200-512210	COMMUNICATIONS SERVICE AGREEME...	0.00	0.00	853.89	2,494.46	2,494.46	-2,494.46
100-0200-512240	RENTS & CONTRACTUALS	0.00	0.00	50,268.93	51,517.14	62,029.14	-62,029.14
100-0200-513200	TRAVEL, TRAINING, MEETINGS	0.00	0.00	70.00	1,432.69	1,432.69	-1,432.69
100-0200-513210	MEMBERSHIP DUES, SUBSCR	0.00	0.00	0.00	13,108.90	13,108.90	-13,108.90
100-0200-513290	OTHER	0.00	0.00	526.69	51,462.48	51,462.48	-51,462.48
ExpType: 51 - Contractual and Maintenance Services Total:		0.00	0.00	57,359.51	132,435.67	142,947.67	-142,947.67
ExpType: 52 - Supplies, Materials and Small Equipment							
100-0200-521300	OFFICE SUPPLIES	0.00	0.00	97.67	1,204.86	1,204.86	-1,204.86
100-0200-522300	WEARING APPAREL	0.00	0.00	0.00	104.00	104.00	-104.00
100-0200-522304	FOOD	0.00	0.00	197.91	1,250.15	1,250.15	-1,250.15
100-0200-522305	MOTOR VEHICLE FUEL	0.00	0.00	0.00	189.11	189.11	-189.11
100-0200-522308	OFFICE HARDWARE AND RELATED SOF...	0.00	0.00	0.00	269.00	269.00	-269.00
ExpType: 52 - Supplies, Materials and Small Equipment Total:		0.00	0.00	295.58	3,017.12	3,017.12	-3,017.12
ExpType: 80 - Grants Incentives							
100-0200-800400	EMPLOYEE EVENTS	0.00	0.00	2,461.68	41,142.80	41,142.80	-41,142.80

Unaudited Income Statement - Expenses

For Fiscal: 2022-2023 Period Ending: 01/31/2023

		Original Total Budget	Current Total Budget	MTD Activity	YTD Activity	YTD Activity + Encumbrances	Budget Remaining
100-0200-800401	SPONSORSHIPS	0.00	0.00	1,000.00	5,050.00	5,050.00	-5,050.00
	ExpType: 80 - Grants Incentives Total:	0.00	0.00	3,461.68	46,192.80	46,192.80	-46,192.80
	Division: 0200 - City Manager Total:	0.00	0.00	156,887.22	612,652.14	623,164.14	-623,164.14
Division: 0300 - Legal							
	ExpType: 50 - Personnel Services						
100-0300-501100	SALARIES	0.00	0.00	5,007.59	22,302.60	22,302.60	-22,302.60
100-0300-501101	LONGEVITY	0.00	0.00	245.00	1,078.00	1,078.00	-1,078.00
100-0300-501102	OVERTIME	0.00	0.00	0.00	35.15	35.15	-35.15
100-0300-502100	TAXES	0.00	0.00	349.27	1,568.69	1,568.69	-1,568.69
100-0300-502101	RETIREMENT	0.00	0.00	776.33	3,433.62	3,433.62	-3,433.62
100-0300-502102	GROUP INSURANCE	0.00	0.00	1,036.82	4,143.67	4,143.67	-4,143.67
100-0300-502103	DISABILITY INSURANCE	0.00	0.00	13.66	60.88	60.88	-60.88
100-0300-502104	WORKERS COMPENSATION INS	0.00	0.00	0.00	216.00	216.00	-216.00
	ExpType: 50 - Personnel Services Total:	0.00	0.00	7,428.67	32,838.61	32,838.61	-32,838.61
	ExpType: 51 - Contractual and Maintenance Services						
100-0300-511200	PROFESSIONAL SERVICES	0.00	0.00	8,825.00	24,267.50	24,267.50	-24,267.50
100-0300-512210	COMMUNICATIONS SERVICE AGREEME...	0.00	0.00	81.17	243.51	243.51	-243.51
	ExpType: 51 - Contractual and Maintenance Services Total:	0.00	0.00	8,906.17	24,511.01	24,511.01	-24,511.01
	ExpType: 52 - Supplies, Materials and Small Equipment						
100-0300-521300	OFFICE SUPPLIES	0.00	0.00	77.54	847.12	5,143.12	-5,143.12
	ExpType: 52 - Supplies, Materials and Small Equipment Total:	0.00	0.00	77.54	847.12	5,143.12	-5,143.12
	Division: 0300 - Legal Total:	0.00	0.00	16,412.38	58,196.74	62,492.74	-62,492.74
Division: 0400 - City Secretary							
	ExpType: 50 - Personnel Services						
100-0400-501100	SALARIES	0.00	0.00	24,745.52	112,175.74	112,175.74	-112,175.74
100-0400-501101	LONGEVITY	0.00	0.00	1,085.00	4,459.00	4,459.00	-4,459.00
100-0400-501102	OVERTIME	0.00	0.00	277.23	1,991.69	1,991.69	-1,991.69
100-0400-501106	VEHICLE ALLOWANCE	0.00	0.00	323.08	1,453.86	1,453.86	-1,453.86
100-0400-502100	TAXES	0.00	0.00	1,991.50	8,969.12	8,969.12	-8,969.12
100-0400-502101	RETIREMENT	0.00	0.00	3,906.49	17,607.40	17,607.40	-17,607.40
100-0400-502102	GROUP INSURANCE	0.00	0.00	4,057.82	16,700.10	16,700.10	-16,700.10
100-0400-502103	DISABILITY INSURANCE	0.00	0.00	68.72	312.21	312.21	-312.21
100-0400-502104	WORKERS COMPENSATION INS	0.00	0.00	0.00	665.00	665.00	-665.00
	ExpType: 50 - Personnel Services Total:	0.00	0.00	36,455.36	164,334.12	164,334.12	-164,334.12
	ExpType: 51 - Contractual and Maintenance Services						
100-0400-511200	PROFESSIONAL SERVICES	0.00	0.00	50.94	1,139.15	9,139.10	-9,139.10
100-0400-512210	COMMUNICATIONS SERVICE AGREEME...	0.00	0.00	154.51	1,620.20	1,620.20	-1,620.20
100-0400-512230	PRINTING	0.00	0.00	0.00	291.95	291.95	-291.95
100-0400-512240	RENTS & CONTRACTUALS	0.00	0.00	299.76	1,512.20	16,920.20	-16,920.20
100-0400-513200	TRAVEL, TRAINING, MEETINGS	0.00	0.00	85.00	1,303.89	1,303.89	-1,303.89
100-0400-513210	MEMBERSHIP DUES, SUBSCR	0.00	0.00	0.00	100.00	100.00	-100.00
100-0400-513300	MOTOR VEHICLES - MAINTENANCE	0.00	0.00	22.50	27.00	27.00	-27.00
	ExpType: 51 - Contractual and Maintenance Services Total:	0.00	0.00	612.71	5,994.39	29,402.34	-29,402.34
	ExpType: 52 - Supplies, Materials and Small Equipment						
100-0400-521300	OFFICE SUPPLIES	0.00	0.00	-104.55	1,434.26	1,434.26	-1,434.26
100-0400-522300	WEARING APPAREL	0.00	0.00	0.00	447.84	447.84	-447.84
100-0400-522303	RECREATION & EDUCATION	0.00	0.00	0.00	201.50	201.50	-201.50
100-0400-523390	OTHER MATERIALS	0.00	0.00	10.50	724.05	724.05	-724.05
	ExpType: 52 - Supplies, Materials and Small Equipment Total:	0.00	0.00	-94.05	2,807.65	2,807.65	-2,807.65
	Division: 0400 - City Secretary Total:	0.00	0.00	36,974.02	173,136.16	196,544.11	-196,544.11
Division: 0500 - Finance							
	ExpType: 50 - Personnel Services						
100-0500-501100	SALARIES	0.00	0.00	53,884.80	282,417.35	282,417.35	-282,417.35
100-0500-501101	LONGEVITY	0.00	0.00	1,659.00	8,092.00	8,092.00	-8,092.00
100-0500-501102	OVERTIME	0.00	0.00	1,168.81	3,678.12	3,678.12	-3,678.12
100-0500-501106	VEHICLE ALLOWANCE	0.00	0.00	0.00	323.08	323.08	-323.08

Unaudited Income Statement - Expenses
For Fiscal: 2022-2023 Period Ending: 01/31/2023

		Original Total Budget	Current Total Budget	MTD Activity	YTD Activity	YTD Activity + Encumbrances	Budget Remaining
100-0500-502100	TAXES	0.00	0.00	4,217.48	21,727.73	21,727.73	-21,727.73
100-0500-502101	RETIREMENT	0.00	0.00	8,382.11	43,102.95	43,102.95	-43,102.95
100-0500-502102	GROUP INSURANCE	0.00	0.00	11,071.47	52,174.83	52,174.83	-52,174.83
100-0500-502103	DISABILITY INSURANCE	0.00	0.00	147.43	764.47	764.47	-764.47
100-0500-502104	WORKERS COMPENSATION INS	0.00	0.00	0.00	1,222.00	1,222.00	-1,222.00
ExpType: 50 - Personnel Services Total:		0.00	0.00	80,531.10	413,502.53	413,502.53	-413,502.53
ExpType: 51 - Contractual and Maintenance Services							
100-0500-511200	PROFESSIONAL SERVICES	0.00	0.00	0.00	0.00	15,000.00	-15,000.00
100-0500-512210	COMMUNICATIONS SERVICE AGREEME...	0.00	0.00	390.63	6,224.13	6,224.13	-6,224.13
100-0500-512230	PRINTING	0.00	0.00	1,273.95	1,747.80	1,747.80	-1,747.80
100-0500-512240	RENTS & CONTRACTUALS	0.00	0.00	699.17	4,089.09	21,273.09	-21,273.09
100-0500-512241	RENTS & CONTRACTUALS - IT	0.00	0.00	0.00	1,241.76	1,241.76	-1,241.76
100-0500-513210	MEMBERSHIP DUES, SUBSCR	0.00	0.00	0.00	975.00	975.00	-975.00
100-0500-513300	MOTOR VEHICLES - MAINTENANCE	0.00	0.00	497.08	937.27	937.27	-937.27
ExpType: 51 - Contractual and Maintenance Services Total:		0.00	0.00	2,860.83	15,215.05	47,399.05	-47,399.05
ExpType: 52 - Supplies, Materials and Small Equipment							
100-0500-521300	OFFICE SUPPLIES	0.00	0.00	257.62	2,199.77	2,199.77	-2,199.77
100-0500-522305	MOTOR VEHICLE FUEL	0.00	0.00	0.00	34.35	34.35	-34.35
ExpType: 52 - Supplies, Materials and Small Equipment Total:		0.00	0.00	257.62	2,234.12	2,234.12	-2,234.12
Division: 0500 - Finance Total:		0.00	0.00	83,649.55	430,951.70	463,135.70	-463,135.70
Division: 0600 - Human Resources							
ExpType: 50 - Personnel Services							
100-0600-501100	SALARIES	0.00	0.00	49,083.64	216,572.19	216,572.19	-216,572.19
100-0600-501101	LONGEVITY	0.00	0.00	1,568.00	7,007.00	7,007.00	-7,007.00
100-0600-501102	OVERTIME	0.00	0.00	33.34	1,541.98	1,541.98	-1,541.98
100-0600-501106	VEHICLE ALLOWANCE	0.00	0.00	323.08	1,453.86	1,453.86	-1,453.86
100-0600-502100	TAXES	0.00	0.00	3,814.00	16,812.95	16,812.95	-16,812.95
100-0600-502101	RETIREMENT	0.00	0.00	7,539.00	32,919.40	32,919.40	-32,919.40
100-0600-502102	GROUP INSURANCE	0.00	0.00	10,248.04	40,001.71	40,001.71	-40,001.71
100-0600-502103	DISABILITY INSURANCE	0.00	0.00	132.65	583.72	583.72	-583.72
100-0600-502104	WORKERS COMPENSATION INS	0.00	0.00	0.00	912.00	912.00	-912.00
ExpType: 50 - Personnel Services Total:		0.00	0.00	72,741.75	317,804.81	317,804.81	-317,804.81
ExpType: 51 - Contractual and Maintenance Services							
100-0600-511200	PROFESSIONAL SERVICES	0.00	0.00	26,981.63	34,862.63	59,135.63	-59,135.63
100-0600-512210	COMMUNICATIONS SERVICE AGREEME...	0.00	0.00	557.96	1,694.24	1,694.24	-1,694.24
100-0600-512240	RENTS & CONTRACTUALS	0.00	0.00	1,448.53	4,357.59	4,357.59	-4,357.59
100-0600-512241	RENTS & CONTRACTUALS - IT	0.00	0.00	246.55	2,554.46	14,170.46	-14,170.46
100-0600-513200	TRAVEL, TRAINING, MEETINGS	0.00	0.00	1,265.00	5,002.26	5,002.26	-5,002.26
100-0600-513210	MEMBERSHIP DUES, SUBSCR	0.00	0.00	0.00	421.00	421.00	-421.00
100-0600-513290	OTHER	0.00	0.00	-845.89	871.53	871.53	-871.53
ExpType: 51 - Contractual and Maintenance Services Total:		0.00	0.00	29,653.78	49,763.71	85,652.71	-85,652.71
ExpType: 52 - Supplies, Materials and Small Equipment							
100-0600-521300	OFFICE SUPPLIES	0.00	0.00	281.89	401.43	401.43	-401.43
100-0600-522300	WEARING APPAREL	0.00	0.00	409.90	409.90	409.90	-409.90
100-0600-522304	FOOD	0.00	0.00	333.72	1,370.72	1,370.72	-1,370.72
100-0600-522305	MOTOR VEHICLE FUEL	0.00	0.00	4.36	59.61	59.61	-59.61
100-0600-522390	OTHER SUPPLIES	0.00	0.00	0.00	58.12	58.12	-58.12
100-0600-523390	OTHER MATERIALS	0.00	0.00	239.96	15,026.03	17,613.03	-17,613.03
ExpType: 52 - Supplies, Materials and Small Equipment Total:		0.00	0.00	1,269.83	17,325.81	19,912.81	-19,912.81
Division: 0600 - Human Resources Total:		0.00	0.00	103,665.36	384,894.33	423,370.33	-423,370.33
Division: 0700 - Municipal Court							
ExpType: 50 - Personnel Services							
100-0700-501100	SALARIES	0.00	0.00	51,980.09	224,101.19	224,101.19	-224,101.19
100-0700-501101	LONGEVITY	0.00	0.00	1,372.00	6,055.00	6,055.00	-6,055.00
100-0700-501102	OVERTIME	0.00	0.00	162.31	812.52	812.52	-812.52
100-0700-501106	VEHICLE ALLOWANCE	0.00	0.00	323.08	1,453.86	1,453.86	-1,453.86
100-0700-502100	TAXES	0.00	0.00	4,063.19	17,388.72	17,388.72	-17,388.72

Unaudited Income Statement - Expenses

For Fiscal: 2022-2023 Period Ending: 01/31/2023

		Original Total Budget	Current Total Budget	MTD Activity	YTD Activity	YTD Activity + Encumbrances	Budget Remaining
100-0700-502101	RETIREMENT	0.00	0.00	6,971.87	30,172.83	30,172.83	-30,172.83
100-0700-502102	GROUP INSURANCE	0.00	0.00	9,168.42	38,977.54	38,977.54	-38,977.54
100-0700-502103	DISABILITY INSURANCE	0.00	0.00	122.67	535.03	535.03	-535.03
100-0700-502104	WORKERS COMPENSATION INS	0.00	0.00	0.00	2,198.00	2,198.00	-2,198.00
ExpType: 50 - Personnel Services Total:		0.00	0.00	74,163.63	321,694.69	321,694.69	-321,694.69
ExpType: 51 - Contractual and Maintenance Services							
100-0700-512210	COMMUNICATIONS SERVICE AGREEME...	0.00	0.00	297.95	897.06	897.06	-897.06
100-0700-512240	RENTS & CONTRACTUALS	0.00	0.00	386.55	1,950.03	19,662.03	-19,662.03
100-0700-512241	RENTS & CONTRACTUALS - IT	0.00	0.00	0.00	15,162.36	15,162.36	-15,162.36
100-0700-513200	TRAVEL, TRAINING, MEETINGS	0.00	0.00	0.00	1,723.55	1,723.55	-1,723.55
ExpType: 51 - Contractual and Maintenance Services Total:		0.00	0.00	684.50	19,733.00	37,445.00	-37,445.00
ExpType: 52 - Supplies, Materials and Small Equipment							
100-0700-521300	OFFICE SUPPLIES	0.00	0.00	801.51	1,357.99	1,357.99	-1,357.99
100-0700-522205	MARKETING AND ADVERTISING	0.00	0.00	64.20	1,192.84	1,192.84	-1,192.84
100-0700-522300	WEARING APPAREL	0.00	0.00	215.58	215.58	215.58	-215.58
100-0700-522304	FOOD	0.00	0.00	149.69	292.77	292.77	-292.77
100-0700-522316	MOTOR VEHICLES - SUPPLIES	0.00	0.00	30.00	30.00	30.00	-30.00
ExpType: 52 - Supplies, Materials and Small Equipment Total:		0.00	0.00	1,260.98	3,089.18	3,089.18	-3,089.18
ExpType: 60 - Capital Outlay							
100-0700-607500	OFFICE FURNITURE	0.00	0.00	0.00	0.00	-56,520.00	56,520.00
ExpType: 60 - Capital Outlay Total:		0.00	0.00	0.00	0.00	-56,520.00	56,520.00
Division: 0700 - Municipal Court Total:		0.00	0.00	76,109.11	344,516.87	305,708.87	-305,708.87
Division: 0800 - Engineering							
ExpType: 50 - Personnel Services							
100-0800-501100	SALARIES	0.00	0.00	58,266.47	261,326.68	261,326.68	-261,326.68
100-0800-501101	LONGEVITY	0.00	0.00	1,246.00	5,383.00	5,383.00	-5,383.00
100-0800-501102	OVERTIME	0.00	0.00	0.00	229.84	229.84	-229.84
100-0800-501106	VEHICLE ALLOWANCE	0.00	0.00	369.24	1,661.58	1,661.58	-1,661.58
100-0800-501110	PART-TIME WAGES	0.00	0.00	1,662.79	5,727.69	5,727.69	-5,727.69
100-0800-502100	TAXES	0.00	0.00	4,600.55	20,375.30	20,375.30	-20,375.30
100-0800-502101	RETIREMENT	0.00	0.00	9,096.29	40,226.62	40,226.62	-40,226.62
100-0800-502102	GROUP INSURANCE	0.00	0.00	8,574.70	34,291.58	34,291.58	-34,291.58
100-0800-502103	DISABILITY INSURANCE	0.00	0.00	155.70	696.90	696.90	-696.90
100-0800-502104	WORKERS COMPENSATION INS	0.00	0.00	0.00	4,615.00	4,615.00	-4,615.00
ExpType: 50 - Personnel Services Total:		0.00	0.00	83,971.74	374,534.19	374,534.19	-374,534.19
ExpType: 51 - Contractual and Maintenance Services							
100-0800-511200	PROFESSIONAL SERVICES	0.00	0.00	14,733.61	22,083.61	12,247.12	-12,247.12
100-0800-512210	COMMUNICATIONS SERVICE AGREEME...	0.00	0.00	754.62	2,298.47	2,298.47	-2,298.47
100-0800-512230	PRINTING	0.00	0.00	513.64	2,857.11	24,505.11	-24,505.11
100-0800-512241	RENTS & CONTRACTUALS - IT	0.00	0.00	0.00	900.00	900.00	-900.00
100-0800-513200	TRAVEL, TRAINING, MEETINGS	0.00	0.00	0.00	-71.08	-71.08	71.08
100-0800-513210	MEMBERSHIP DUES, SUBSCR	0.00	0.00	582.00	1,369.52	1,369.52	-1,369.52
100-0800-513300	MOTOR VEHICLES - MAINTENANCE	0.00	0.00	106.29	360.95	360.95	-360.95
ExpType: 51 - Contractual and Maintenance Services Total:		0.00	0.00	16,690.16	29,798.58	41,610.09	-41,610.09
ExpType: 52 - Supplies, Materials and Small Equipment							
100-0800-521300	OFFICE SUPPLIES	0.00	0.00	0.00	566.25	566.25	-566.25
100-0800-522300	WEARING APPAREL	0.00	0.00	724.69	5,692.12	5,692.12	-5,692.12
100-0800-522301	TOOLS	0.00	0.00	0.00	758.99	758.99	-758.99
100-0800-522304	FOOD	0.00	0.00	146.34	344.08	344.08	-344.08
100-0800-522305	MOTOR VEHICLE FUEL	0.00	0.00	690.43	2,649.71	2,649.71	-2,649.71
100-0800-522308	OFFICE HARDWARE AND RELATED SOF...	0.00	0.00	0.00	9,990.00	9,990.00	-9,990.00
ExpType: 52 - Supplies, Materials and Small Equipment Total:		0.00	0.00	1,561.46	20,001.15	20,001.15	-20,001.15
ExpType: 60 - Capital Outlay							
100-0800-605500	MACHINES & EQUIPMENT	0.00	0.00	14,424.91	14,424.91	14,424.91	-14,424.91
ExpType: 60 - Capital Outlay Total:		0.00	0.00	14,424.91	14,424.91	14,424.91	-14,424.91
Division: 0800 - Engineering Total:		0.00	0.00	116,648.27	438,758.83	450,570.34	-450,570.34

Unaudited Income Statement - Expenses

For Fiscal: 2022-2023 Period Ending: 01/31/2023

		Original Total Budget	Current Total Budget	MTD Activity	YTD Activity	YTD Activity + Encumbrances	Budget Remaining
Division: 0900 - Planning & Zoning							
ExpType: 50 - Personnel Services							
100-0900-501100	SALARIES	0.00	0.00	38,712.01	172,878.97	172,878.97	-172,878.97
100-0900-501101	LONGEVITY	0.00	0.00	364.00	1,603.00	1,603.00	-1,603.00
100-0900-501102	OVERTIME	0.00	0.00	26.02	84.56	84.56	-84.56
100-0900-501106	VEHICLE ALLOWANCE	0.00	0.00	323.08	1,453.86	1,453.86	-1,453.86
100-0900-502100	TAXES	0.00	0.00	2,913.59	12,939.11	12,939.11	-12,939.11
100-0900-502101	RETIREMENT	0.00	0.00	5,827.03	25,810.90	25,810.90	-25,810.90
100-0900-502102	GROUP INSURANCE	0.00	0.00	6,422.12	25,677.65	25,677.65	-25,677.65
100-0900-502103	DISABILITY INSURANCE	0.00	0.00	102.50	457.61	457.61	-457.61
100-0900-502104	WORKERS COMPENSATION INS	0.00	0.00	0.00	499.00	499.00	-499.00
ExpType: 50 - Personnel Services Total:		0.00	0.00	54,690.35	241,404.66	241,404.66	-241,404.66
ExpType: 51 - Contractual and Maintenance Services							
100-0900-512210	COMMUNICATIONS SERVICE AGREEME...	0.00	0.00	840.32	6,903.94	6,903.94	-6,903.94
100-0900-512240	RENTS & CONTRACTUALS	0.00	0.00	0.00	5,898.00	14,874.00	-14,874.00
100-0900-513200	TRAVEL, TRAINING, MEETINGS	0.00	0.00	214.19	1,782.06	1,782.06	-1,782.06
100-0900-513210	MEMBERSHIP DUES, SUBSCR	0.00	0.00	42.30	568.91	568.91	-568.91
100-0900-513300	MOTOR VEHICLES - MAINTENANCE	0.00	0.00	18.00	379.00	379.00	-379.00
ExpType: 51 - Contractual and Maintenance Services Total:		0.00	0.00	1,114.81	15,531.91	24,507.91	-24,507.91
ExpType: 52 - Supplies, Materials and Small Equipment							
100-0900-521300	OFFICE SUPPLIES	0.00	0.00	1,203.17	1,878.82	1,878.82	-1,878.82
100-0900-522300	WEARING APPAREL	0.00	0.00	251.98	264.97	264.97	-264.97
100-0900-522303	RECREATION & EDUCATION	0.00	0.00	0.00	241.00	241.00	-241.00
100-0900-522305	MOTOR VEHICLE FUEL	0.00	0.00	59.77	194.65	194.65	-194.65
100-0900-523390	OTHER MATERIALS	0.00	0.00	180.00	240.00	240.00	-240.00
ExpType: 52 - Supplies, Materials and Small Equipment Total:		0.00	0.00	1,694.92	2,819.44	2,819.44	-2,819.44
Division: 0900 - Planning & Zoning Total:		0.00	0.00	57,500.08	259,756.01	268,732.01	-268,732.01
Division: 1000 - Information Technology							
ExpType: 50 - Personnel Services							
100-1000-501100	SALARIES	0.00	0.00	63,662.21	278,171.88	278,171.88	-278,171.88
100-1000-501101	LONGEVITY	0.00	0.00	1,085.00	4,634.00	4,634.00	-4,634.00
100-1000-501102	OVERTIME	0.00	0.00	0.00	282.08	282.08	-282.08
100-1000-501106	VEHICLE ALLOWANCE	0.00	0.00	323.08	1,453.86	1,453.86	-1,453.86
100-1000-502100	TAXES	0.00	0.00	4,909.38	21,366.88	21,366.88	-21,366.88
100-1000-502101	RETIREMENT	0.00	0.00	9,617.37	41,725.96	41,725.96	-41,725.96
100-1000-502102	GROUP INSURANCE	0.00	0.00	9,803.34	37,147.36	37,147.36	-37,147.36
100-1000-502103	DISABILITY INSURANCE	0.00	0.00	169.13	739.56	739.56	-739.56
100-1000-502104	WORKERS COMPENSATION INS	0.00	0.00	0.00	1,023.00	1,023.00	-1,023.00
ExpType: 50 - Personnel Services Total:		0.00	0.00	89,569.51	386,544.58	386,544.58	-386,544.58
ExpType: 51 - Contractual and Maintenance Services							
100-1000-512210	COMMUNICATIONS SERVICE AGREEME...	0.00	0.00	4,184.77	20,159.52	20,159.52	-20,159.52
100-1000-512240	RENTS & CONTRACTUALS	0.00	0.00	0.00	235.31	235.31	-235.31
100-1000-512241	RENTS & CONTRACTUALS - IT	0.00	0.00	1,640.36	49,286.51	80,726.51	-80,726.51
100-1000-513200	TRAVEL, TRAINING, MEETINGS	0.00	0.00	0.00	2,270.93	2,270.93	-2,270.93
100-1000-513300	MOTOR VEHICLES - MAINTENANCE	0.00	0.00	9.00	9.00	9.00	-9.00
100-1000-513301	OFFICE MAINTENANCE & CONTRACTUAL...	0.00	0.00	33,597.20	59,208.20	257,688.65	-257,688.65
ExpType: 51 - Contractual and Maintenance Services Total:		0.00	0.00	39,431.33	131,169.47	361,089.92	-361,089.92
ExpType: 52 - Supplies, Materials and Small Equipment							
100-1000-521300	OFFICE SUPPLIES	0.00	0.00	136.78	1,505.02	1,505.02	-1,505.02
100-1000-521301	OFFICE SUPPLIES - IT	0.00	0.00	733.86	2,669.50	2,669.50	-2,669.50
100-1000-522301	TOOLS	0.00	0.00	186.80	294.83	294.83	-294.83
100-1000-522305	MOTOR VEHICLE FUEL	0.00	0.00	22.02	51.38	51.38	-51.38
100-1000-522308	OFFICE HARDWARE AND RELATED SOF...	0.00	0.00	5,500.61	9,405.58	35,090.96	-35,090.96
ExpType: 52 - Supplies, Materials and Small Equipment Total:		0.00	0.00	6,580.07	13,926.31	39,611.69	-39,611.69

Unaudited Income Statement - Expenses

For Fiscal: 2022-2023 Period Ending: 01/31/2023

	Original Total Budget	Current Total Budget	MTD Activity	YTD Activity	YTD Activity + Encumbrances	Budget Remaining
ExpType: 60 - Capital Outlay						
100-1000-605590 OTHER CAPITAL OUTLAY	0.00	0.00	0.00	38,478.24	0.00	0.00
ExpType: 60 - Capital Outlay Total:	0.00	0.00	0.00	38,478.24	0.00	0.00
Division: 1000 - Information Technology Total:	0.00	0.00	135,580.91	570,118.60	787,246.19	-787,246.19
Division: 1100 - Communications and Media						
ExpType: 50 - Personnel Services						
100-1100-501100 SALARIES	0.00	0.00	41,447.08	184,360.03	184,360.03	-184,360.03
100-1100-501101 LONGEVITY	0.00	0.00	651.00	2,849.00	2,849.00	-2,849.00
100-1100-501102 OVERTIME	0.00	0.00	653.22	5,183.98	5,183.98	-5,183.98
100-1100-501106 VEHICLE ALLOWANCE	0.00	0.00	161.54	1,130.78	1,130.78	-1,130.78
100-1100-502100 TAXES	0.00	0.00	3,228.93	14,502.25	14,502.25	-14,502.25
100-1100-502101 RETIREMENT	0.00	0.00	6,342.52	28,376.92	28,376.92	-28,376.92
100-1100-502102 GROUP INSURANCE	0.00	0.00	5,513.72	21,476.36	21,476.36	-21,476.36
100-1100-502103 DISABILITY INSURANCE	0.00	0.00	111.57	503.16	503.16	-503.16
100-1100-502104 WORKERS COMPENSATION INS	0.00	0.00	0.00	538.00	538.00	-538.00
ExpType: 50 - Personnel Services Total:	0.00	0.00	58,109.58	258,920.48	258,920.48	-258,920.48
ExpType: 51 - Contractual and Maintenance Services						
100-1100-511200 PROFESSIONAL SERVICES	0.00	0.00	850.00	6,050.00	6,050.00	-6,050.00
100-1100-511201 PROFESSIONAL SERVICES -IT	0.00	0.00	4,320.00	16,375.69	16,375.69	-16,375.69
100-1100-512210 COMMUNICATIONS SERVICE AGREEME...	0.00	0.00	552.41	1,993.10	1,993.10	-1,993.10
100-1100-513200 TRAVEL, TRAINING, MEETINGS	0.00	0.00	0.00	900.00	900.00	-900.00
100-1100-513300 MOTOR VEHICLES - MAINTENANCE	0.00	0.00	9.00	201.82	201.82	-201.82
ExpType: 51 - Contractual and Maintenance Services Total:	0.00	0.00	5,731.41	25,520.61	25,520.61	-25,520.61
ExpType: 52 - Supplies, Materials and Small Equipment						
100-1100-521300 OFFICE SUPPLIES	0.00	0.00	236.36	569.20	569.20	-569.20
100-1100-522205 MARKETING AND ADVERTISING	0.00	0.00	1,777.12	1,923.12	1,923.12	-1,923.12
100-1100-522300 WEARING APPAREL	0.00	0.00	0.00	474.36	474.36	-474.36
100-1100-522304 FOOD	0.00	0.00	55.94	137.58	137.58	-137.58
100-1100-522305 MOTOR VEHICLE FUEL	0.00	0.00	98.49	178.27	178.27	-178.27
ExpType: 52 - Supplies, Materials and Small Equipment Total:	0.00	0.00	2,167.91	3,282.53	3,282.53	-3,282.53
Division: 1100 - Communications and Media Total:	0.00	0.00	66,008.90	287,723.62	287,723.62	-287,723.62
Division: 1600 - City Hall						
ExpType: 51 - Contractual and Maintenance Services						
100-1600-511200 PROFESSIONAL SERVICES	0.00	0.00	209.33	719.71	719.71	-719.71
100-1600-512210 COMMUNICATIONS SERVICE AGREEME...	0.00	0.00	2,343.54	8,752.71	8,752.71	-8,752.71
100-1600-512240 RENTS & CONTRACTUALS	0.00	0.00	8,072.87	17,441.11	82,458.61	-82,458.61
100-1600-512241 RENTS & CONTRACTUALS - IT	0.00	0.00	0.00	2,988.00	2,988.00	-2,988.00
ExpType: 51 - Contractual and Maintenance Services Total:	0.00	0.00	10,625.74	29,901.53	94,919.03	-94,919.03
ExpType: 52 - Supplies, Materials and Small Equipment						
100-1600-521300 OFFICE SUPPLIES	0.00	0.00	0.00	502.80	1,664.10	-1,664.10
100-1600-522304 FOOD	0.00	0.00	0.00	78.96	78.96	-78.96
100-1600-522305 MOTOR VEHICLE FUEL	0.00	0.00	28.81	80.31	80.31	-80.31
ExpType: 52 - Supplies, Materials and Small Equipment Total:	0.00	0.00	28.81	662.07	1,823.37	-1,823.37
Division: 1600 - City Hall Total:	0.00	0.00	10,654.55	30,563.60	96,742.40	-96,742.40
Division: 2000 - Police						
ExpType: 50 - Personnel Services						
100-2000-501100 SALARIES	0.00	0.00	1,155,349.31	5,072,336.59	5,072,336.59	-5,072,336.59
100-2000-501101 LONGEVITY	0.00	0.00	12,972.77	57,890.44	57,890.44	-57,890.44
100-2000-501102 OVERTIME	0.00	0.00	61,264.40	390,642.80	390,642.80	-390,642.80
100-2000-501103 SENIORITY PAY	0.00	0.00	64,787.67	291,227.30	291,227.30	-291,227.30
100-2000-501104 CERTIFICATION PAY	0.00	0.00	20,495.44	91,377.77	91,377.77	-91,377.77
100-2000-501105 ASSIGNMENT PAY	0.00	0.00	16,276.10	74,123.20	74,123.20	-74,123.20
100-2000-502100 TAXES	0.00	0.00	99,784.52	444,579.53	444,579.53	-444,579.53
100-2000-502101 RETIREMENT	0.00	0.00	196,832.00	874,233.10	874,233.10	-874,233.10
100-2000-502102 GROUP INSURANCE	0.00	0.00	171,467.26	682,208.12	682,208.12	-682,208.12
100-2000-502103 DISABILITY INSURANCE	0.00	0.00	3,455.57	15,540.81	15,540.81	-15,540.81

Unaudited Income Statement - Expenses

For Fiscal: 2022-2023 Period Ending: 01/31/2023

		Original Total Budget	Current Total Budget	MTD Activity	YTD Activity	YTD Activity + Encumbrances	Budget Remaining
100-2000-502104	WORKERS COMPENSATION INS	0.00	0.00	0.00	323,987.00	323,987.00	-323,987.00
	ExpType: 50 - Personnel Services Total:	0.00	0.00	1,802,685.04	8,318,146.66	8,318,146.66	-8,318,146.66
	ExpType: 51 - Contractual and Maintenance Services						
100-2000-511200	PROFESSIONAL SERVICES	0.00	0.00	2,572.05	6,986.40	6,986.40	-6,986.40
100-2000-512210	COMMUNICATIONS SERVICE AGREEME...	0.00	0.00	42,993.82	81,023.19	96,675.19	-96,675.19
100-2000-512230	PRINTING	0.00	0.00	2,529.10	2,857.10	2,857.10	-2,857.10
100-2000-512240	RENTS & CONTRACTUALS	0.00	0.00	6,956.72	231,041.23	276,589.58	-276,589.58
100-2000-513200	TRAVEL, TRAINING, MEETINGS	0.00	0.00	15,988.10	67,042.46	67,042.46	-67,042.46
100-2000-513210	MEMBERSHIP DUES, SUBSCR	0.00	0.00	1,085.00	1,641.40	1,641.40	-1,641.40
100-2000-513300	MOTOR VEHICLES - MAINTENANCE	0.00	0.00	10,359.05	20,957.33	31,692.76	-31,692.76
100-2000-513302	MACHINES & EQUIPMENT	0.00	0.00	3,813.24	10,396.04	23,011.00	-23,011.00
100-2000-513306	BUILDINGS & STRUCTURES	0.00	0.00	802.56	1,152.35	1,152.35	-1,152.35
	ExpType: 51 - Contractual and Maintenance Services Total:	0.00	0.00	87,099.64	423,097.50	507,648.24	-507,648.24
	ExpType: 52 - Supplies, Materials and Small Equipment						
100-2000-521300	OFFICE SUPPLIES	0.00	0.00	4,779.33	16,964.80	16,614.03	-16,614.03
100-2000-522300	WEARING APPAREL	0.00	0.00	4,682.27	36,560.16	212,661.11	-212,661.11
100-2000-522304	FOOD	0.00	0.00	1,746.68	4,450.64	4,450.64	-4,450.64
100-2000-522305	MOTOR VEHICLE FUEL	0.00	0.00	23,046.28	99,834.06	394,614.59	-394,614.59
100-2000-522307	CHEMICALS-MEDICAL & LAB	0.00	0.00	0.00	2,608.32	3,663.22	-3,663.22
100-2000-522316	MOTOR VEHICLES - SUPPLIES	0.00	0.00	2,759.87	11,547.53	68,745.98	-68,745.98
100-2000-522390	OTHER SUPPLIES	0.00	0.00	0.00	516.38	1,285.36	-1,285.36
100-2000-523390	OTHER MATERIALS	0.00	0.00	11,119.63	30,191.96	37,697.81	-37,697.81
	ExpType: 52 - Supplies, Materials and Small Equipment Total:	0.00	0.00	48,134.06	202,673.85	739,732.74	-739,732.74
	ExpType: 60 - Capital Outlay						
100-2000-605590	OTHER CAPITAL OUTLAY	0.00	0.00	0.00	2,499.00	0.00	0.00
100-2000-606500	MOTOR VEHICLES	0.00	0.00	55,108.00	132,390.72	0.00	0.00
	ExpType: 60 - Capital Outlay Total:	0.00	0.00	55,108.00	134,889.72	0.00	0.00
	Division: 2000 - Police Total:	0.00	0.00	1,993,026.74	9,078,807.73	9,565,527.64	-9,565,527.64
	Division: 2500 - Fire						
	ExpType: 50 - Personnel Services						
100-2500-501100	SALARIES	0.00	0.00	333,379.09	1,490,087.17	1,490,087.17	-1,490,087.17
100-2500-501101	LONGEVITY	0.00	0.00	3,160.00	13,994.40	13,994.40	-13,994.40
100-2500-501102	OVERTIME	0.00	0.00	38,497.39	202,688.98	202,688.98	-202,688.98
100-2500-501103	SENIORITY PAY	0.00	0.00	18,768.86	80,767.64	80,767.64	-80,767.64
100-2500-501104	CERTIFICATION PAY	0.00	0.00	18,683.72	84,145.94	84,145.94	-84,145.94
100-2500-502100	TAXES	0.00	0.00	30,772.68	138,611.38	138,611.38	-138,611.38
100-2500-502101	RETIREMENT	0.00	0.00	60,965.86	275,877.09	275,877.09	-275,877.09
100-2500-502102	GROUP INSURANCE	0.00	0.00	48,261.66	190,574.01	190,574.01	-190,574.01
100-2500-502103	DISABILITY INSURANCE	0.00	0.00	1,072.44	4,891.77	4,891.77	-4,891.77
100-2500-502104	WORKERS COMPENSATION INS	0.00	0.00	0.00	119,704.00	119,704.00	-119,704.00
	ExpType: 50 - Personnel Services Total:	0.00	0.00	553,561.70	2,601,342.38	2,601,342.38	-2,601,342.38
	ExpType: 51 - Contractual and Maintenance Services						
100-2500-511200	PROFESSIONAL SERVICES	0.00	0.00	0.00	670.00	23,256.00	-23,256.00
100-2500-512210	COMMUNICATIONS SERVICE AGREEME...	0.00	0.00	15,846.98	35,481.24	35,481.24	-35,481.24
100-2500-512220	UTILITIES	0.00	0.00	1,358.72	5,648.44	5,648.44	-5,648.44
100-2500-512230	PRINTING	0.00	0.00	2,909.00	2,909.00	2,909.00	-2,909.00
100-2500-512240	RENTS & CONTRACTUALS	0.00	0.00	113.45	15,667.42	24,790.64	-24,790.64
100-2500-512241	RENTS & CONTRACTUALS - IT	0.00	0.00	0.00	336.63	336.63	-336.63
100-2500-513200	TRAVEL, TRAINING, MEETINGS	0.00	0.00	3,974.77	12,255.42	12,255.42	-12,255.42
100-2500-513210	MEMBERSHIP DUES, SUBSCR	0.00	0.00	650.11	6,240.08	15,739.08	-15,739.08
100-2500-513300	MOTOR VEHICLES - MAINTENANCE	0.00	0.00	7,625.78	23,520.70	26,500.30	-26,500.30
100-2500-513302	MACHINES & EQUIPMENT	0.00	0.00	1,108.86	1,266.86	1,266.86	-1,266.86
100-2500-513306	BUILDINGS & STRUCTURES	0.00	0.00	17,483.73	17,641.73	26,881.73	-26,881.73
100-2500-513309	BREATHING AIR SYSTEM MAINT	0.00	0.00	502.32	502.32	502.32	-502.32
	ExpType: 51 - Contractual and Maintenance Services Total:	0.00	0.00	51,573.72	122,139.84	175,567.66	-175,567.66
	ExpType: 52 - Supplies, Materials and Small Equipment						
100-2500-521300	OFFICE SUPPLIES	0.00	0.00	135.80	2,184.28	2,184.28	-2,184.28

Unaudited Income Statement - Expenses
For Fiscal: 2022-2023 Period Ending: 01/31/2023

		Original Total Budget	Current Total Budget	MTD Activity	YTD Activity	YTD Activity + Encumbrances	Budget Remaining
100-2500-522300	WEARING APPAREL	0.00	0.00	12,988.20	21,884.65	59,412.45	-59,412.45
100-2500-522301	TOOLS	0.00	0.00	0.00	3,346.56	3,346.56	-3,346.56
100-2500-522303	RECREATION & EDUCATION	0.00	0.00	693.28	1,840.53	1,840.53	-1,840.53
100-2500-522304	FOOD	0.00	0.00	191.52	3,570.56	3,570.56	-3,570.56
100-2500-522305	MOTOR VEHICLE FUEL	0.00	0.00	9,480.33	32,240.30	32,240.30	-32,240.30
100-2500-522306	JANITORIAL	0.00	0.00	895.49	3,059.97	13,737.72	-13,737.72
100-2500-522307	CHEMICALS-MEDICAL & LAB	0.00	0.00	2,214.57	4,806.27	4,806.27	-4,806.27
100-2500-522312	BUILDING	0.00	0.00	1,346.44	4,680.63	4,680.63	-4,680.63
100-2500-522316	MOTOR VEHICLES - SUPPLIES	0.00	0.00	9,315.20	26,429.42	28,664.94	-28,664.94
100-2500-523302	MACHINES & EQUIPMENT	0.00	0.00	150.00	312.27	46,617.52	-46,617.52
ExpType: 52 - Supplies, Materials and Small Equipment Total:		0.00	0.00	37,410.83	104,355.44	201,101.76	-201,101.76
ExpType: 60 - Capital Outlay							
100-2500-603500	BUILDING AND STRUCTURES	0.00	0.00	3,200.00	3,200.00	0.00	0.00
100-2500-605500	MACHINES & EQUIPMENT	0.00	0.00	0.00	37,520.96	110,550.00	-110,550.00
100-2500-606500	MOTOR VEHICLES	0.00	0.00	59,950.25	59,950.25	59,950.25	-59,950.25
ExpType: 60 - Capital Outlay Total:		0.00	0.00	63,150.25	100,671.21	170,500.25	-170,500.25
Division: 2500 - Fire Total:		0.00	0.00	705,696.50	2,928,508.87	3,148,512.05	-3,148,512.05
Division: 2501 - Fire Prevention							
ExpType: 50 - Personnel Services							
100-2501-501100	SALARIES	0.00	0.00	45,000.23	197,223.97	197,223.97	-197,223.97
100-2501-501101	LONGEVITY	0.00	0.00	839.80	3,711.40	3,711.40	-3,711.40
100-2501-501102	OVERTIME	0.00	0.00	1,607.58	23,028.34	23,028.34	-23,028.34
100-2501-501103	SENIORITY PAY	0.00	0.00	5,769.16	25,615.02	25,615.02	-25,615.02
100-2501-501104	CERTIFICATION PAY	0.00	0.00	3,976.68	17,895.06	17,895.06	-17,895.06
100-2501-502100	TAXES	0.00	0.00	4,217.55	19,664.33	19,664.33	-19,664.33
100-2501-502101	RETIREMENT	0.00	0.00	8,453.20	39,217.21	39,217.21	-39,217.21
100-2501-502102	GROUP INSURANCE	0.00	0.00	6,634.78	26,531.90	26,531.90	-26,531.90
100-2501-502103	DISABILITY INSURANCE	0.00	0.00	148.70	695.43	695.43	-695.43
100-2501-502104	WORKERS COMPENSATION INS	0.00	0.00	0.00	14,210.00	14,210.00	-14,210.00
ExpType: 50 - Personnel Services Total:		0.00	0.00	76,647.68	367,792.66	367,792.66	-367,792.66
ExpType: 51 - Contractual and Maintenance Services							
100-2501-512210	COMMUNICATIONS SERVICE AGREEME...	0.00	0.00	510.26	4,977.54	4,977.54	-4,977.54
100-2501-513200	TRAVEL, TRAINING, MEETINGS	0.00	0.00	146.00	4,109.64	4,109.64	-4,109.64
100-2501-513210	MEMBERSHIP DUES, SUBSCR	0.00	0.00	0.00	249.95	249.95	-249.95
100-2501-513300	MOTOR VEHICLES - MAINTENANCE	0.00	0.00	354.40	2,274.31	5,436.56	-5,436.56
ExpType: 51 - Contractual and Maintenance Services Total:		0.00	0.00	1,010.66	11,611.44	14,773.69	-14,773.69
ExpType: 52 - Supplies, Materials and Small Equipment							
100-2501-521300	OFFICE SUPPLIES	0.00	0.00	67.06	1,799.24	3,989.32	-3,989.32
100-2501-522300	WEARING APPAREL	0.00	0.00	0.00	425.00	425.00	-425.00
100-2501-522301	TOOLS	0.00	0.00	2,475.69	2,475.69	2,475.69	-2,475.69
100-2501-522303	RECREATION & EDUCATION	0.00	0.00	294.00	11,323.72	11,323.72	-11,323.72
100-2501-522305	MOTOR VEHICLE FUEL	0.00	0.00	996.40	4,540.05	4,540.05	-4,540.05
100-2501-522312	BUILDING	0.00	0.00	33.81	89.66	89.66	-89.66
100-2501-522316	MOTOR VEHICLES - SUPPLIES	0.00	0.00	85.50	3,946.00	3,946.00	-3,946.00
ExpType: 52 - Supplies, Materials and Small Equipment Total:		0.00	0.00	3,952.46	24,599.36	26,789.44	-26,789.44
Division: 2501 - Fire Prevention Total:		0.00	0.00	81,610.80	404,003.46	409,355.79	-409,355.79
Division: 3000 - Public Works Administration							
ExpType: 50 - Personnel Services							
100-3000-501100	SALARIES	0.00	0.00	24,889.25	111,615.35	111,615.35	-111,615.35
100-3000-501101	LONGEVITY	0.00	0.00	812.00	3,626.00	3,626.00	-3,626.00
100-3000-501102	OVERTIME	0.00	0.00	60.78	763.02	763.02	-763.02
100-3000-501106	VEHICLE ALLOWANCE	0.00	0.00	323.08	1,453.86	1,453.86	-1,453.86
100-3000-502100	TAXES	0.00	0.00	1,995.46	8,903.08	8,903.08	-8,903.08
100-3000-502101	RETIREMENT	0.00	0.00	3,873.13	17,284.95	17,284.95	-17,284.95
100-3000-502102	GROUP INSURANCE	0.00	0.00	3,146.64	12,582.95	12,582.95	-12,582.95
100-3000-502103	DISABILITY INSURANCE	0.00	0.00	68.13	306.49	306.49	-306.49

Unaudited Income Statement - Expenses
For Fiscal: 2022-2023 Period Ending: 01/31/2023

		Original Total Budget	Current Total Budget	MTD Activity	YTD Activity	YTD Activity + Encumbrances	Budget Remaining
100-3000-502104	WORKERS COMPENSATION INS	0.00	0.00	0.00	2,158.00	2,158.00	-2,158.00
	ExpType: 50 - Personnel Services Total:	0.00	0.00	35,168.47	158,693.70	158,693.70	-158,693.70
	ExpType: 51 - Contractual and Maintenance Services						
100-3000-512210	COMMUNICATIONS SERVICE AGREEME...	0.00	0.00	463.01	1,964.54	1,964.54	-1,964.54
100-3000-512230	PRINTING	0.00	0.00	28.50	28.50	28.50	-28.50
100-3000-512240	RENTS & CONTRACTUALS	0.00	0.00	29,567.77	29,567.77	29,567.77	-29,567.77
100-3000-513210	MEMBERSHIP DUES, SUBSCR	0.00	0.00	0.00	327.00	327.00	-327.00
100-3000-513300	MOTOR VEHICLES - MAINTENANCE	0.00	0.00	40.50	1,475.00	1,475.00	-1,475.00
	ExpType: 51 - Contractual and Maintenance Services Total:	0.00	0.00	30,099.78	33,362.81	33,362.81	-33,362.81
	ExpType: 52 - Supplies, Materials and Small Equipment						
100-3000-521300	OFFICE SUPPLIES	0.00	0.00	6.38	279.88	279.88	-279.88
100-3000-522205	MARKETING AND ADVERTISING	0.00	0.00	53.94	1,657.32	1,657.32	-1,657.32
100-3000-522300	WEARING APPAREL	0.00	0.00	0.00	105.00	105.00	-105.00
100-3000-522301	TOOLS	0.00	0.00	0.00	688.44	688.44	-688.44
100-3000-522304	FOOD	0.00	0.00	0.00	31.96	31.96	-31.96
100-3000-522305	MOTOR VEHICLE FUEL	0.00	0.00	333.48	1,240.62	1,240.62	-1,240.62
100-3000-523302	MACHINES & EQUIPMENT	0.00	0.00	2,002.60	67,949.35	67,949.35	-67,949.35
	ExpType: 52 - Supplies, Materials and Small Equipment Total:	0.00	0.00	2,396.40	71,952.57	71,952.57	-71,952.57
	Division: 3000 - Public Works Administration Total:	0.00	0.00	67,664.65	264,009.08	264,009.08	-264,009.08
	Division: 3001 - Streets						
	ExpType: 50 - Personnel Services						
100-3001-501100	SALARIES	0.00	0.00	111,380.10	491,902.50	491,902.50	-491,902.50
100-3001-501101	LONGEVITY	0.00	0.00	2,233.00	9,751.00	9,751.00	-9,751.00
100-3001-501102	OVERTIME	0.00	0.00	4,501.09	44,567.27	44,567.27	-44,567.27
100-3001-502100	TAXES	0.00	0.00	9,001.57	41,162.97	41,162.97	-41,162.97
100-3001-502101	RETIREMENT	0.00	0.00	17,490.09	80,200.71	80,200.71	-80,200.71
100-3001-502102	GROUP INSURANCE	0.00	0.00	25,340.89	98,957.71	98,957.71	-98,957.71
100-3001-502103	DISABILITY INSURANCE	0.00	0.00	307.67	1,422.14	1,422.14	-1,422.14
100-3001-502104	WORKERS COMPENSATION INS	0.00	0.00	0.00	35,321.00	35,321.00	-35,321.00
	ExpType: 50 - Personnel Services Total:	0.00	0.00	170,254.41	803,285.30	803,285.30	-803,285.30
	ExpType: 51 - Contractual and Maintenance Services						
100-3001-512210	COMMUNICATIONS SERVICE AGREEME...	0.00	0.00	890.84	3,463.42	3,463.42	-3,463.42
100-3001-512220	UTILITIES	0.00	0.00	82,342.18	260,702.09	260,702.09	-260,702.09
100-3001-512230	PRINTING	0.00	0.00	0.00	14,131.02	18,025.40	-18,025.40
100-3001-512240	RENTS & CONTRACTUALS	0.00	0.00	11,600.17	53,403.03	62,949.53	-62,949.53
100-3001-513210	MEMBERSHIP DUES, SUBSCR	0.00	0.00	259.00	109.00	109.00	-109.00
100-3001-513300	MOTOR VEHICLES - MAINTENANCE	0.00	0.00	16,127.47	31,633.00	38,754.00	-38,754.00
100-3001-513302	MACHINES & EQUIPMENT	0.00	0.00	2,812.52	5,942.87	15,423.91	-15,423.91
100-3001-513303	SIGNS & SIGNAL EQUIPMENT	0.00	0.00	23,035.12	65,760.59	92,121.59	-92,121.59
100-3001-513309	OTHER	0.00	0.00	300.00	791.05	791.05	-791.05
	ExpType: 51 - Contractual and Maintenance Services Total:	0.00	0.00	137,367.30	435,936.07	492,339.99	-492,339.99
	ExpType: 52 - Supplies, Materials and Small Equipment						
100-3001-521300	OFFICE SUPPLIES	0.00	0.00	0.00	353.08	353.08	-353.08
100-3001-522300	WEARING APPAREL	0.00	0.00	1,164.44	8,921.90	21,077.84	-21,077.84
100-3001-522301	TOOLS	0.00	0.00	19.29	934.86	934.86	-934.86
100-3001-522304	FOOD	0.00	0.00	0.00	452.44	452.44	-452.44
100-3001-522305	MOTOR VEHICLE FUEL	0.00	0.00	12,370.61	41,443.20	41,443.20	-41,443.20
100-3001-522307	CHEMICALS-MEDICAL & LAB	0.00	0.00	30.87	220.87	220.87	-220.87
100-3001-522313	TRAFFIC CONTROLS	0.00	0.00	-7,560.00	-7,560.00	-7,560.00	7,560.00
100-3001-522314	DRAINAGE FACILITIES	0.00	0.00	13,185.61	15,410.61	15,410.61	-15,410.61
100-3001-522315	STREETS AND ALLEYS	0.00	0.00	1,485.70	49,509.75	70,136.25	-70,136.25
100-3001-522316	MOTOR VEHICLES - SUPPLIES	0.00	0.00	9,384.11	25,892.09	29,986.81	-29,986.81
100-3001-523302	MACHINES & EQUIPMENT	0.00	0.00	0.00	3,258.00	3,258.00	-3,258.00
	ExpType: 52 - Supplies, Materials and Small Equipment Total:	0.00	0.00	30,080.63	138,836.80	175,713.96	-175,713.96

Unaudited Income Statement - Expenses

For Fiscal: 2022-2023 Period Ending: 01/31/2023

		Original Total Budget	Current Total Budget	MTD Activity	YTD Activity	YTD Activity + Encumbrances	Budget Remaining
ExpType: 60 - Capital Outlay							
100-3001-605500	MACHINES & EQUIPMENT	0.00	0.00	0.00	165,503.00	0.00	0.00
ExpType: 60 - Capital Outlay Total:		0.00	0.00	0.00	165,503.00	0.00	0.00
Division: 3001 - Streets Total:		0.00	0.00	337,702.34	1,543,561.17	1,471,339.25	-1,471,339.25
Division: 3002 - ROW							
ExpType: 50 - Personnel Services							
100-3002-501100	SALARIES	0.00	0.00	73,438.26	316,026.39	316,026.39	-316,026.39
100-3002-501101	LONGEVITY	0.00	0.00	2,877.00	12,887.00	12,887.00	-12,887.00
100-3002-501102	OVERTIME	0.00	0.00	37.00	5,098.77	5,098.77	-5,098.77
100-3002-502100	TAXES	0.00	0.00	5,757.44	25,031.90	25,031.90	-25,031.90
100-3002-502101	RETIREMENT	0.00	0.00	11,099.18	46,862.36	46,862.36	-46,862.36
100-3002-502102	GROUP INSURANCE	0.00	0.00	17,917.44	66,952.01	66,952.01	-66,952.01
100-3002-502103	DISABILITY INSURANCE	0.00	0.00	198.98	858.84	858.84	-858.84
100-3002-502104	WORKERS COMPENSATION INS	0.00	0.00	0.00	14,097.00	14,097.00	-14,097.00
ExpType: 50 - Personnel Services Total:		0.00	0.00	111,325.30	487,814.27	487,814.27	-487,814.27
ExpType: 51 - Contractual and Maintenance Services							
100-3002-512210	COMMUNICATIONS SERVICE AGREEME...	0.00	0.00	295.45	1,096.42	1,096.42	-1,096.42
100-3002-512240	RENTS & CONTRACTUALS	0.00	0.00	124.96	1,905.75	7,257.75	-7,257.75
100-3002-513200	TRAVEL, TRAINING, MEETINGS	0.00	0.00	0.00	968.30	968.30	-968.30
100-3002-513210	MEMBERSHIP DUES, SUBSCR	0.00	0.00	0.00	1,458.00	1,458.00	-1,458.00
100-3002-513300	MOTOR VEHICLES - MAINTENANCE	0.00	0.00	2,646.22	8,440.90	8,440.90	-8,440.90
100-3002-513302	MACHINES & EQUIPMENT	0.00	0.00	5,721.13	41,329.89	41,329.89	-41,329.89
100-3002-513306	BUILDINGS & STRUCTURES	0.00	0.00	447.95	1,397.95	1,397.95	-1,397.95
100-3002-513309	OTHER	0.00	0.00	4,779.54	19,069.62	19,069.62	-19,069.62
ExpType: 51 - Contractual and Maintenance Services Total:		0.00	0.00	14,015.25	75,666.83	81,018.83	-81,018.83
ExpType: 52 - Supplies, Materials and Small Equipment							
100-3002-521300	OFFICE SUPPLIES	0.00	0.00	0.00	157.99	157.99	-157.99
100-3002-522300	WEARING APPAREL	0.00	0.00	290.98	5,862.70	13,934.76	-13,934.76
100-3002-522301	TOOLS	0.00	0.00	4,482.56	9,193.45	9,193.45	-9,193.45
100-3002-522302	BOTANICAL & AGRICULTURAL	0.00	0.00	0.00	2,505.10	2,505.10	-2,505.10
100-3002-522304	FOOD	0.00	0.00	0.00	397.86	397.86	-397.86
100-3002-522305	MOTOR VEHICLE FUEL	0.00	0.00	7,145.67	25,441.64	25,441.64	-25,441.64
100-3002-522306	JANITORIAL	0.00	0.00	277.90	277.90	277.90	-277.90
100-3002-522307	CHEMICALS-MEDICAL & LAB	0.00	0.00	0.00	469.85	469.85	-469.85
100-3002-522316	MOTOR VEHICLES - SUPPLIES	0.00	0.00	746.52	10,091.12	10,091.12	-10,091.12
100-3002-523302	MACHINES & EQUIPMENT	0.00	0.00	757.35	19,577.53	19,577.53	-19,577.53
ExpType: 52 - Supplies, Materials and Small Equipment Total:		0.00	0.00	13,700.98	73,975.14	82,047.20	-82,047.20
ExpType: 60 - Capital Outlay							
100-3002-605500	MACHINES & EQUIPMENT	0.00	0.00	78,649.32	38,849.32	-26,259.00	26,259.00
ExpType: 60 - Capital Outlay Total:		0.00	0.00	78,649.32	38,849.32	-26,259.00	26,259.00
Division: 3002 - ROW Total:		0.00	0.00	217,690.85	676,305.56	624,621.30	-624,621.30
Division: 4000 - Parks							
ExpType: 50 - Personnel Services							
100-4000-501100	SALARIES	0.00	0.00	117,557.86	512,826.50	512,826.50	-512,826.50
100-4000-501101	LONGEVITY	0.00	0.00	4,907.00	21,826.00	21,826.00	-21,826.00
100-4000-501102	OVERTIME	0.00	0.00	438.72	7,352.02	7,352.02	-7,352.02
100-4000-501104	CERTIFICATION PAY	0.00	0.00	76.92	307.68	307.68	-307.68
100-4000-501106	VEHICLE ALLOWANCE	0.00	0.00	346.16	1,557.72	1,557.72	-1,557.72
100-4000-502100	TAXES	0.00	0.00	9,280.71	40,641.45	40,641.45	-40,641.45
100-4000-502101	RETIREMENT	0.00	0.00	18,249.22	79,840.21	79,840.21	-79,840.21
100-4000-502102	GROUP INSURANCE	0.00	0.00	34,667.65	132,412.39	132,412.39	-132,412.39
100-4000-502103	DISABILITY INSURANCE	0.00	0.00	321.04	1,415.71	1,415.71	-1,415.71
100-4000-502104	WORKERS COMPENSATION INS	0.00	0.00	0.00	20,917.00	20,917.00	-20,917.00
ExpType: 50 - Personnel Services Total:		0.00	0.00	185,845.28	819,096.68	819,096.68	-819,096.68
ExpType: 51 - Contractual and Maintenance Services							
100-4000-512210	COMMUNICATIONS SERVICE AGREEME...	0.00	0.00	494.49	1,702.90	1,702.90	-1,702.90
100-4000-512220	UTILITIES	0.00	0.00	1,516.72	12,374.16	12,374.16	-12,374.16

Unaudited Income Statement - Expenses

For Fiscal: 2022-2023 Period Ending: 01/31/2023

		Original Total Budget	Current Total Budget	MTD Activity	YTD Activity	YTD Activity + Encumbrances	Budget Remaining
100-4000-512240	RENTS & CONTRACTUALS	0.00	0.00	1,120.77	3,947.31	23,075.31	-23,075.31
100-4000-513210	MEMBERSHIP DUES, SUBSCR	0.00	0.00	0.00	340.00	340.00	-340.00
100-4000-513300	MOTOR VEHICLES - MAINTENANCE	0.00	0.00	37.50	32,640.34	36,615.34	-36,615.34
100-4000-513302	MACHINES & EQUIPMENT	0.00	0.00	5,621.76	7,718.76	7,718.76	-7,718.76
100-4000-513303	SIGNS & SIGNAL EQUIPMENT	0.00	0.00	1,205.00	3,272.00	3,272.00	-3,272.00
ExpType: 51 - Contractual and Maintenance Services Total:		0.00	0.00	9,996.24	61,995.47	85,098.47	-85,098.47
ExpType: 52 - Supplies, Materials and Small Equipment							
100-4000-521300	OFFICE SUPPLIES	0.00	0.00	0.00	2,126.46	2,126.46	-2,126.46
100-4000-522300	WEARING APPAREL	0.00	0.00	2,154.38	16,274.95	32,125.85	-32,125.85
100-4000-522301	TOOLS	0.00	0.00	6,856.42	48,806.70	48,806.70	-48,806.70
100-4000-522302	BOTANICAL & AGRICULTURAL	0.00	0.00	559.86	559.86	559.86	-559.86
100-4000-522303	RECREATION & EDUCATION	0.00	0.00	696.28	3,116.18	637.02	-637.02
100-4000-522305	MOTOR VEHICLE FUEL	0.00	0.00	5,859.68	19,668.28	19,668.28	-19,668.28
100-4000-522306	JANITORIAL	0.00	0.00	11.48	5,316.07	5,316.07	-5,316.07
100-4000-522307	CHEMICALS-MEDICAL & LAB	0.00	0.00	2,767.16	27,458.35	27,458.35	-27,458.35
100-4000-522312	BUILDING	0.00	0.00	18,014.62	32,959.13	32,959.13	-32,959.13
100-4000-522315	STREETS AND ALLEYS	0.00	0.00	0.00	1,978.00	1,978.00	-1,978.00
100-4000-522316	MOTOR VEHICLES - SUPPLIES	0.00	0.00	7,804.99	21,231.63	21,231.63	-21,231.63
100-4000-523302	MACHINES & EQUIPMENT	0.00	0.00	5,850.98	5,850.98	5,850.98	-5,850.98
ExpType: 52 - Supplies, Materials and Small Equipment Total:		0.00	0.00	50,575.85	185,346.59	198,718.33	-198,718.33
ExpType: 60 - Capital Outlay							
100-4000-604500	STREETS, ALLEYS, SIDEWALKS	0.00	0.00	0.00	675.00	675.00	-675.00
100-4000-606500	MOTOR VEHICLES	0.00	0.00	42,990.00	214,950.00	0.00	0.00
ExpType: 60 - Capital Outlay Total:		0.00	0.00	42,990.00	215,625.00	675.00	-675.00
Division: 4000 - Parks Total:		0.00	0.00	289,407.37	1,282,063.74	1,103,588.48	-1,103,588.48
Division: 4002 - Recreation							
ExpType: 50 - Personnel Services							
100-4002-501100	SALARIES	0.00	0.00	56,696.96	250,469.47	250,469.47	-250,469.47
100-4002-501101	LONGEVITY	0.00	0.00	1,218.00	5,341.00	5,341.00	-5,341.00
100-4002-501102	OVERTIME	0.00	0.00	32.91	322.79	322.79	-322.79
100-4002-501106	VEHICLE ALLOWANCE	0.00	0.00	323.08	1,453.86	1,453.86	-1,453.86
100-4002-501110	PART-TIME WAGES	0.00	0.00	46,177.26	221,006.16	221,006.16	-221,006.16
100-4002-502100	TAXES	0.00	0.00	8,028.80	36,204.52	36,204.52	-36,204.52
100-4002-502101	RETIREMENT	0.00	0.00	8,621.27	37,621.92	37,621.92	-37,621.92
100-4002-502102	GROUP INSURANCE	0.00	0.00	13,346.32	52,348.55	52,348.55	-52,348.55
100-4002-502103	DISABILITY INSURANCE	0.00	0.00	151.70	669.48	669.48	-669.48
100-4002-502104	WORKERS COMPENSATION INS	0.00	0.00	0.00	14,447.00	14,447.00	-14,447.00
ExpType: 50 - Personnel Services Total:		0.00	0.00	134,596.30	619,884.75	619,884.75	-619,884.75
ExpType: 51 - Contractual and Maintenance Services							
100-4002-512210	COMMUNICATIONS SERVICE AGREEME...	0.00	0.00	1,673.81	6,541.39	6,541.39	-6,541.39
100-4002-512220	UTILITIES	0.00	0.00	0.00	4,605.19	4,605.19	-4,605.19
100-4002-512230	PRINTING	0.00	0.00	854.05	1,212.85	1,212.85	-1,212.85
100-4002-512240	RENTS & CONTRACTUALS	0.00	0.00	516.62	5,715.68	29,331.68	-29,331.68
100-4002-513200	TRAVEL, TRAINING, MEETINGS	0.00	0.00	671.70	2,485.70	2,485.70	-2,485.70
100-4002-513300	MOTOR VEHICLES - MAINTENANCE	0.00	0.00	246.26	1,718.69	1,718.69	-1,718.69
100-4002-513306	BUILDINGS & STRUCTURES	0.00	0.00	3,240.32	3,240.32	3,240.32	-3,240.32
100-4002-513307	SWIMMING POOLS MAINT	0.00	0.00	11,395.18	21,806.57	29,332.96	-29,332.96
ExpType: 51 - Contractual and Maintenance Services Total:		0.00	0.00	18,597.94	47,326.39	78,468.78	-78,468.78
ExpType: 52 - Supplies, Materials and Small Equipment							
100-4002-521300	OFFICE SUPPLIES	0.00	0.00	867.85	1,886.80	1,886.80	-1,886.80
100-4002-522205	MARKETING AND ADVERTISING	0.00	0.00	34,886.95	38,043.11	79,661.61	-79,661.61
100-4002-522300	WEARING APPAREL	0.00	0.00	1,570.25	1,750.23	1,750.23	-1,750.23
100-4002-522301	TOOLS	0.00	0.00	41.38	76.46	76.46	-76.46
100-4002-522303	RECREATION & EDUCATION	0.00	0.00	3,827.73	29,990.62	36,557.23	-36,557.23
100-4002-522305	MOTOR VEHICLE FUEL	0.00	0.00	431.17	2,072.32	2,072.32	-2,072.32
100-4002-522306	JANITORIAL	0.00	0.00	0.00	79.22	79.22	-79.22

Unaudited Income Statement - Expenses

For Fiscal: 2022-2023 Period Ending: 01/31/2023

		Original Total Budget	Current Total Budget	MTD Activity	YTD Activity	YTD Activity + Encumbrances	Budget Remaining
100-4002-522307	CHEMICALS-MEDICAL & LAB	0.00	0.00	0.00	3,800.40	3,800.40	-3,800.40
ExpType: 52 - Supplies, Materials and Small Equipment Total:		0.00	0.00	41,625.33	77,699.16	125,884.27	-125,884.27
ExpType: 60 - Capital Outlay							
100-4002-605590	OTHER CAPITAL OUTLAY	0.00	0.00	0.00	53,000.00	0.00	0.00
ExpType: 60 - Capital Outlay Total:		0.00	0.00	0.00	53,000.00	0.00	0.00
Division: 4002 - Recreation Total:		0.00	0.00	194,819.57	797,910.30	824,237.80	-824,237.80
Division: 4003 - World Birding Center							
ExpType: 50 - Personnel Services							
100-4003-501100	SALARIES	0.00	0.00	26,040.03	117,052.44	117,052.44	-117,052.44
100-4003-501101	LONGEVITY	0.00	0.00	336.00	1,351.00	1,351.00	-1,351.00
100-4003-501102	OVERTIME	0.00	0.00	0.00	99.31	99.31	-99.31
100-4003-501110	PART-TIME WAGES	0.00	0.00	5,035.84	17,734.08	17,734.08	-17,734.08
100-4003-502100	TAXES	0.00	0.00	2,394.22	10,269.88	10,269.88	-10,269.88
100-4003-502101	RETIREMENT	0.00	0.00	3,898.40	17,376.48	17,376.48	-17,376.48
100-4003-502102	GROUP INSURANCE	0.00	0.00	5,476.70	21,895.97	21,895.97	-21,895.97
100-4003-502103	DISABILITY INSURANCE	0.00	0.00	68.54	308.03	308.03	-308.03
100-4003-502104	WORKERS COMPENSATION INS	0.00	0.00	0.00	2,119.00	2,119.00	-2,119.00
ExpType: 50 - Personnel Services Total:		0.00	0.00	43,249.73	188,206.19	188,206.19	-188,206.19
ExpType: 51 - Contractual and Maintenance Services							
100-4003-512210	COMMUNICATIONS SERVICE AGREEME...	0.00	0.00	904.19	3,371.37	3,371.37	-3,371.37
100-4003-512220	UTILITIES	0.00	0.00	984.31	2,629.59	2,629.59	-2,629.59
100-4003-512240	RENTS & CONTRACTUALS	0.00	0.00	958.41	5,512.11	28,792.11	-28,792.11
100-4003-513200	TRAVEL, TRAINING, MEETINGS	0.00	0.00	0.00	885.00	885.00	-885.00
100-4003-513210	MEMBERSHIP DUES, SUBSCR	0.00	0.00	0.00	112.73	112.73	-112.73
100-4003-513300	MOTOR VEHICLES - MAINTENANCE	0.00	0.00	2,228.96	2,513.15	2,513.15	-2,513.15
100-4003-513301	OFFICE MAINTENANCE & CONTRACTUAL..	0.00	0.00	0.00	15.44	15.44	-15.44
ExpType: 51 - Contractual and Maintenance Services Total:		0.00	0.00	5,075.87	15,039.39	38,319.39	-38,319.39
ExpType: 52 - Supplies, Materials and Small Equipment							
100-4003-521300	OFFICE SUPPLIES	0.00	0.00	46.00	568.92	568.92	-568.92
100-4003-521301	OFFICE SUPPLIES - IT	0.00	0.00	0.00	79.97	79.97	-79.97
100-4003-522205	MARKETING AND ADVERTISING	0.00	0.00	931.59	4,163.26	4,163.26	-4,163.26
100-4003-522300	WEARING APPAREL	0.00	0.00	779.90	931.73	1,221.07	-1,221.07
100-4003-522301	TOOLS	0.00	0.00	81.16	358.80	358.80	-358.80
100-4003-522302	BOTANICAL & AGRICULTURAL	0.00	0.00	1,354.65	2,884.82	2,978.77	-2,978.77
100-4003-522303	RECREATION & EDUCATION	0.00	0.00	581.24	1,445.11	2,045.11	-2,045.11
100-4003-522304	FOOD	0.00	0.00	157.31	273.15	273.15	-273.15
100-4003-522305	MOTOR VEHICLE FUEL	0.00	0.00	557.08	2,053.20	2,053.20	-2,053.20
100-4003-522306	JANITORIAL	0.00	0.00	381.50	664.69	664.69	-664.69
100-4003-522312	BUILDING	0.00	0.00	762.00	1,628.00	1,628.00	-1,628.00
ExpType: 52 - Supplies, Materials and Small Equipment Total:		0.00	0.00	5,632.43	15,051.65	16,034.94	-16,034.94
ExpType: 55 - Non-Dept - Other							
100-4003-551421	PURCHASES FOR RESALE	0.00	0.00	0.00	3,376.46	5,009.96	-5,009.96
ExpType: 55 - Non-Dept - Other Total:		0.00	0.00	0.00	3,376.46	5,009.96	-5,009.96
ExpType: 60 - Capital Outlay							
100-4003-605500	MACHINES & EQUIPMENT	0.00	0.00	0.00	16,437.54	24,233.43	-24,233.43
ExpType: 60 - Capital Outlay Total:		0.00	0.00	0.00	16,437.54	24,233.43	-24,233.43
Division: 4003 - World Birding Center Total:		0.00	0.00	53,958.03	238,111.23	271,803.91	-271,803.91
Division: 4004 - Bldg Maint							
ExpType: 50 - Personnel Services							
100-4004-501100	SALARIES	0.00	0.00	117,216.82	381,684.23	381,684.23	-381,684.23
100-4004-501101	LONGEVITY	0.00	0.00	4,179.00	20,202.00	20,202.00	-20,202.00
100-4004-501102	OVERTIME	0.00	0.00	2,538.21	22,861.71	22,861.71	-22,861.71
100-4004-501110	PART-TIME WAGES	0.00	0.00	848.64	4,119.61	4,119.61	-4,119.61
100-4004-502100	TAXES	0.00	0.00	9,529.41	32,293.36	32,293.36	-32,293.36
100-4004-502101	RETIREMENT	0.00	0.00	18,461.05	63,021.15	63,021.15	-63,021.15
100-4004-502102	GROUP INSURANCE	0.00	0.00	20,273.52	79,287.67	79,287.67	-79,287.67

Unaudited Income Statement - Expenses

For Fiscal: 2022-2023 Period Ending: 01/31/2023

		Original Total Budget	Current Total Budget	MTD Activity	YTD Activity	YTD Activity + Encumbrances	Budget Remaining
100-4004-502103	DISABILITY INSURANCE	0.00	0.00	322.58	1,106.03	1,106.03	-1,106.03
100-4004-502104	WORKERS COMPENSATION INS	0.00	0.00	0.00	23,800.00	23,800.00	-23,800.00
ExpType: 50 - Personnel Services Total:		0.00	0.00	173,369.23	628,375.76	628,375.76	-628,375.76
ExpType: 51 - Contractual and Maintenance Services							
100-4004-512210	COMMUNICATIONS SERVICE AGREEME...	0.00	0.00	140.85	576.99	576.99	-576.99
100-4004-512220	UTILITIES	0.00	0.00	49,361.43	181,706.67	181,706.67	-181,706.67
100-4004-512240	RENTS & CONTRACTUALS	0.00	0.00	5,443.70	24,590.99	34,539.99	-34,539.99
100-4004-513210	MEMBERSHIP DUES, SUBSCR	0.00	0.00	0.00	45.00	45.00	-45.00
100-4004-513300	MOTOR VEHICLES - MAINTENANCE	0.00	0.00	733.50	1,503.50	1,503.50	-1,503.50
100-4004-513301	OFFICE MAINTENANCE & CONTRACTUAL..	0.00	0.00	0.00	129.98	129.98	-129.98
100-4004-513302	MACHINES & EQUIPMENT	0.00	0.00	150.00	864.40	864.40	-864.40
100-4004-513306	BUILDINGS & STRUCTURES	0.00	0.00	35,724.10	90,729.91	48,104.08	-48,104.08
100-4004-513310	AIR CONDITIONING UNITS	0.00	0.00	7,543.00	17,013.66	46,513.66	-46,513.66
ExpType: 51 - Contractual and Maintenance Services Total:		0.00	0.00	99,096.58	317,161.10	313,984.27	-313,984.27
ExpType: 52 - Supplies, Materials and Small Equipment							
100-4004-521300	OFFICE SUPPLIES	0.00	0.00	0.00	300.06	300.06	-300.06
100-4004-522300	WEARING APPAREL	0.00	0.00	817.17	6,031.80	12,779.99	-12,779.99
100-4004-522301	TOOLS	0.00	0.00	0.00	816.68	816.68	-816.68
100-4004-522305	MOTOR VEHICLE FUEL	0.00	0.00	1,210.24	5,005.67	5,005.67	-5,005.67
100-4004-522306	JANITORIAL	0.00	0.00	8,486.31	63,262.38	63,262.38	-63,262.38
100-4004-522312	BUILDING	0.00	0.00	4,454.64	16,481.66	16,481.66	-16,481.66
100-4004-522316	MOTOR VEHICLES - SUPPLIES	0.00	0.00	628.06	1,814.22	1,814.22	-1,814.22
ExpType: 52 - Supplies, Materials and Small Equipment Total:		0.00	0.00	15,596.42	93,712.47	100,460.66	-100,460.66
ExpType: 60 - Capital Outlay							
100-4004-603500	BUILDING AND STRUCTURES	0.00	0.00	130,153.50	130,153.50	-3,904.61	3,904.61
ExpType: 60 - Capital Outlay Total:		0.00	0.00	130,153.50	130,153.50	-3,904.61	3,904.61
Division: 4004 - Bldg Maint Total:		0.00	0.00	418,215.73	1,169,402.83	1,038,916.08	-1,038,916.08
Division: 4100 - Library							
ExpType: 50 - Personnel Services							
100-4100-501100	SALARIES	0.00	0.00	92,845.37	423,937.19	423,937.19	-423,937.19
100-4100-501101	LONGEVITY	0.00	0.00	2,856.00	12,481.00	12,481.00	-12,481.00
100-4100-501102	OVERTIME	0.00	0.00	502.95	8,887.50	8,887.50	-8,887.50
100-4100-501106	VEHICLE ALLOWANCE	0.00	0.00	323.08	1,453.86	1,453.86	-1,453.86
100-4100-502100	TAXES	0.00	0.00	7,323.70	33,629.38	33,629.38	-33,629.38
100-4100-502101	RETIREMENT	0.00	0.00	14,266.69	65,505.62	65,505.62	-65,505.62
100-4100-502102	GROUP INSURANCE	0.00	0.00	19,555.42	79,694.72	79,694.72	-79,694.72
100-4100-502103	DISABILITY INSURANCE	0.00	0.00	250.98	1,161.56	1,161.56	-1,161.56
100-4100-502104	WORKERS COMPENSATION INS	0.00	0.00	0.00	2,108.00	2,108.00	-2,108.00
ExpType: 50 - Personnel Services Total:		0.00	0.00	137,924.19	628,858.83	628,858.83	-628,858.83
ExpType: 51 - Contractual and Maintenance Services							
100-4100-511200	PROFESSIONAL SERVICES	0.00	0.00	1,447.25	88,176.50	101,345.25	-101,345.25
100-4100-512210	COMMUNICATIONS SERVICE AGREEME...	0.00	0.00	1,030.18	4,290.72	4,290.72	-4,290.72
100-4100-512240	RENTS & CONTRACTUALS	0.00	0.00	1,524.35	5,742.01	39,562.55	-39,562.55
100-4100-513200	TRAVEL, TRAINING, MEETINGS	0.00	0.00	16.25	4,511.58	4,511.58	-4,511.58
100-4100-513210	MEMBERSHIP DUES, SUBSCR	0.00	0.00	822.99	2,243.30	2,243.30	-2,243.30
100-4100-513300	MOTOR VEHICLES - MAINTENANCE	0.00	0.00	29.00	625.50	625.50	-625.50
100-4100-513302	MACHINES & EQUIPMENT MAINT	0.00	0.00	630.00	1,490.00	1,490.00	-1,490.00
ExpType: 51 - Contractual and Maintenance Services Total:		0.00	0.00	5,500.02	107,079.61	154,068.90	-154,068.90
ExpType: 52 - Supplies, Materials and Small Equipment							
100-4100-521300	OFFICE SUPPLIES	0.00	0.00	1,097.36	9,314.88	10,133.88	-10,133.88
100-4100-522300	WEARING APPAREL	0.00	0.00	75.00	1,662.00	1,662.00	-1,662.00
100-4100-522304	FOOD	0.00	0.00	399.93	1,894.01	1,894.01	-1,894.01
100-4100-522305	MOTOR VEHICLE FUEL	0.00	0.00	169.16	795.99	795.99	-795.99
100-4100-522306	JANITORIAL	0.00	0.00	193.92	522.49	522.49	-522.49
100-4100-522308	OFFICE HARDWARE AND RELATED SOF...	0.00	0.00	0.00	1,068.93	1,068.93	-1,068.93
100-4100-523390	OTHER MATERIALS	0.00	0.00	1,044.47	38,711.84	38,711.84	-38,711.84
ExpType: 52 - Supplies, Materials and Small Equipment Total:		0.00	0.00	2,979.84	53,970.14	54,789.14	-54,789.14

Unaudited Income Statement - Expenses

For Fiscal: 2022-2023 Period Ending: 01/31/2023

		Original Total Budget	Current Total Budget	MTD Activity	YTD Activity	YTD Activity + Encumbrances	Budget Remaining
ExpType: 55 - Non-Dept - Other							
100-4100-551421	PURCHASES FOR RESALE	0.00	0.00	-72.40	7,788.96	8,000.07	-8,000.07
ExpType: 55 - Non-Dept - Other Total:		0.00	0.00	-72.40	7,788.96	8,000.07	-8,000.07
Division: 4100 - Library Total:		0.00	0.00	146,331.65	797,697.54	845,716.94	-845,716.94
Division: 5000 - Grants Administration							
ExpType: 50 - Personnel Services							
100-5000-501100	SALARIES	0.00	0.00	25,870.55	113,447.06	113,447.06	-113,447.06
100-5000-501101	LONGEVITY	0.00	0.00	378.00	1,701.00	1,701.00	-1,701.00
100-5000-501106	VEHICLE ALLOWANCE	0.00	0.00	323.08	1,453.86	1,453.86	-1,453.86
100-5000-502100	TAXES	0.00	0.00	2,010.00	8,752.27	8,752.27	-8,752.27
100-5000-502101	RETIREMENT	0.00	0.00	3,927.29	17,098.69	17,098.69	-17,098.69
100-5000-502102	GROUP INSURANCE	0.00	0.00	2,622.43	10,247.87	10,247.87	-10,247.87
100-5000-502103	DISABILITY INSURANCE	0.00	0.00	69.11	303.19	303.19	-303.19
100-5000-502104	WORKERS COMPENSATION INS	0.00	0.00	0.00	486.00	486.00	-486.00
ExpType: 50 - Personnel Services Total:		0.00	0.00	35,200.46	153,489.94	153,489.94	-153,489.94
ExpType: 51 - Contractual and Maintenance Services							
100-5000-511200	PROFESSIONAL SERVICES	0.00	0.00	0.00	1,546.10	1,546.10	-1,546.10
100-5000-512210	COMMUNICATIONS SERVICE AGREEME...	0.00	0.00	277.06	829.18	829.18	-829.18
100-5000-512240	RENTS & CONTRACTUALS	0.00	0.00	91.26	4,755.37	4,755.37	-4,755.37
100-5000-512241	RENTS & CONTRACTUALS - IT	0.00	0.00	0.00	130.60	130.60	-130.60
100-5000-513200	TRAVEL, TRAINING, MEETINGS	0.00	0.00	0.00	2,195.16	2,195.16	-2,195.16
100-5000-513210	MEMBERSHIP DUES, SUBSCR	0.00	0.00	0.00	1,077.00	1,077.00	-1,077.00
100-5000-513300	MOTOR VEHICLES - MAINTENANCE	0.00	0.00	0.00	305.00	305.00	-305.00
ExpType: 51 - Contractual and Maintenance Services Total:		0.00	0.00	368.32	6,542.41	10,838.41	-10,838.41
ExpType: 52 - Supplies, Materials and Small Equipment							
100-5000-521300	OFFICE SUPPLIES	0.00	0.00	216.48	653.18	653.18	-653.18
100-5000-522304	FOOD	0.00	0.00	58.41	183.60	183.60	-183.60
ExpType: 52 - Supplies, Materials and Small Equipment Total:		0.00	0.00	274.89	836.78	836.78	-836.78
Division: 5000 - Grants Administration Total:		0.00	0.00	35,843.67	160,869.13	165,165.13	-165,165.13
Division: 5900 - Building Safety							
ExpType: 50 - Personnel Services							
100-5900-501100	SALARIES	0.00	0.00	97,696.97	442,227.42	442,227.42	-442,227.42
100-5900-501101	LONGEVITY	0.00	0.00	2,135.00	9,660.00	9,660.00	-9,660.00
100-5900-501102	OVERTIME	0.00	0.00	431.11	3,382.77	3,382.77	-3,382.77
100-5900-501104	CERTIFICATION PAY	0.00	0.00	2,846.06	9,403.53	9,403.53	-9,403.53
100-5900-501106	VEHICLE ALLOWANCE	0.00	0.00	323.08	1,453.86	1,453.86	-1,453.86
100-5900-502100	TAXES	0.00	0.00	7,727.12	34,571.57	34,571.57	-34,571.57
100-5900-502101	RETIREMENT	0.00	0.00	15,305.01	70,726.90	70,726.90	-70,726.90
100-5900-502102	GROUP INSURANCE	0.00	0.00	19,784.90	79,715.06	79,715.06	-79,715.06
100-5900-502103	DISABILITY INSURANCE	0.00	0.00	269.25	1,207.48	1,207.48	-1,207.48
100-5900-502104	WORKERS COMPENSATION INS	0.00	0.00	0.00	4,083.00	4,083.00	-4,083.00
ExpType: 50 - Personnel Services Total:		0.00	0.00	146,518.50	656,431.59	656,431.59	-656,431.59
ExpType: 51 - Contractual and Maintenance Services							
100-5900-512210	COMMUNICATIONS SERVICE AGREEME...	0.00	0.00	2,177.87	9,049.45	18,025.45	-18,025.45
100-5900-512230	PRINTING	0.00	0.00	304.00	2,684.38	2,684.38	-2,684.38
100-5900-513200	TRAVEL, TRAINING, MEETINGS	0.00	0.00	1,733.80	8,567.03	8,567.03	-8,567.03
100-5900-513300	MOTOR VEHICLES - MAINTENANCE	0.00	0.00	78.00	1,811.99	1,811.99	-1,811.99
100-5900-513301	OFFICE MAINTENANCE & CONTRACTUAL...	0.00	0.00	0.00	105,302.40	105,302.40	-105,302.40
100-5900-513309	CLEANING, MOWING & DEMOLITION M...	0.00	0.00	6,330.00	22,449.50	22,449.50	-22,449.50
ExpType: 51 - Contractual and Maintenance Services Total:		0.00	0.00	10,623.67	149,864.75	158,840.75	-158,840.75
ExpType: 52 - Supplies, Materials and Small Equipment							
100-5900-521300	OFFICE SUPPLIES	0.00	0.00	444.90	3,462.93	3,462.93	-3,462.93
100-5900-522205	MARKETING AND ADVERTISING	0.00	0.00	0.00	200.00	200.00	-200.00
100-5900-522300	WEARING APPAREL	0.00	0.00	1,751.41	2,289.91	7,191.86	-7,191.86
100-5900-522301	TOOLS	0.00	0.00	14.70	1,697.63	1,697.63	-1,697.63
100-5900-522304	FOOD	0.00	0.00	105.67	105.67	105.67	-105.67
100-5900-522305	MOTOR VEHICLE FUEL	0.00	0.00	1,547.20	5,927.07	5,927.07	-5,927.07

Unaudited Income Statement - Expenses

For Fiscal: 2022-2023 Period Ending: 01/31/2023

		Original Total Budget	Current Total Budget	MTD Activity	YTD Activity	YTD Activity + Encumbrances	Budget Remaining
100-5900-522308	OFFICE HARDWARE AND RELATED SOF...	0.00	0.00	334.94	334.94	334.94	-334.94
100-5900-522316	MOTOR VEHICLES - SUPPLIES	0.00	0.00	172.74	352.52	352.52	-352.52
ExpType: 52 - Supplies, Materials and Small Equipment Total:		0.00	0.00	4,371.56	14,370.67	19,272.62	-19,272.62
Division: 5900 - Building Safety Total:		0.00	0.00	161,513.73	820,667.01	834,544.96	-834,544.96
Division: 8000 - EEDC Administration							
ExpType: 50 - Personnel Services							
100-8000-501100	SALARIES	0.00	0.00	0.00	2,115.38	2,115.38	-2,115.38
100-8000-502100	TAXES	0.00	0.00	9.00	170.55	170.55	-170.55
100-8000-502101	RETIREMENT	0.00	0.00	0.00	309.48	309.48	-309.48
100-8000-502102	GROUP INSURANCE	0.00	0.00	0.00	246.71	246.71	-246.71
100-8000-502103	DISABILITY INSURANCE	0.00	0.00	0.00	5.50	5.50	-5.50
100-8000-502104	WORKERS COMPENSATION INS	0.00	0.00	0.00	314.00	314.00	-314.00
ExpType: 50 - Personnel Services Total:		0.00	0.00	9.00	3,161.62	3,161.62	-3,161.62
ExpType: 51 - Contractual and Maintenance Services							
100-8000-512210	COMMUNICATIONS SERVICES AGREEM...	0.00	0.00	0.00	241.35	241.35	-241.35
ExpType: 51 - Contractual and Maintenance Services Total:		0.00	0.00	0.00	241.35	241.35	-241.35
Division: 8000 - EEDC Administration Total:		0.00	0.00	9.00	3,402.97	3,402.97	-3,402.97
Division: 9500 - Non-Departmental							
ExpType: 51 - Contractual and Maintenance Services							
100-9500-513230	CREDIT CARD MERCHANT CHARGES	0.00	0.00	94.80	20,387.88	20,387.88	-20,387.88
100-9500-514005	CONTR/INCENTIVE-CHAMBER OF COM...	0.00	0.00	13,333.37	53,333.48	160,000.00	-160,000.00
100-9500-514007	CONTR/INCENTIVE-MUSEUM OF SO TX	0.00	0.00	40,000.00	40,000.00	160,000.00	-160,000.00
100-9500-514021	CONTR/INCENTIVE-HUMANE SOCIETY	0.00	0.00	49,375.00	1,047,037.00	1,047,037.00	-1,047,037.00
ExpType: 51 - Contractual and Maintenance Services Total:		0.00	0.00	102,803.17	1,160,758.36	1,387,424.88	-1,387,424.88
ExpType: 55 - Non-Dept - Other							
100-9500-551401	FLAT RATE ASSESSMENT	0.00	0.00	0.00	5,910.65	5,910.65	-5,910.65
100-9500-551402	GENERAL INSURANCE	0.00	0.00	8,611.49	921,813.60	921,813.60	-921,813.60
100-9500-551404	CNTY APPRAISAL SERVICE	0.00	0.00	98,844.00	194,066.00	194,066.00	-194,066.00
100-9500-551406	PROPERTY TAX COLLECTION SERVICE	0.00	0.00	0.00	33,419.65	33,419.65	-33,419.65
ExpType: 55 - Non-Dept - Other Total:		0.00	0.00	107,455.49	1,155,209.90	1,155,209.90	-1,155,209.90
ExpType: 70 - Debt Service							
100-9500-701750	LEASES PAYABLE PRINCIPAL	0.00	0.00	271,190.68	1,193,378.26	1,193,378.26	-1,193,378.26
100-9500-702731	LEASES PAYABLE INTEREST	0.00	0.00	19,895.28	83,588.27	83,588.27	-83,588.27
ExpType: 70 - Debt Service Total:		0.00	0.00	291,085.96	1,276,966.53	1,276,966.53	-1,276,966.53
Division: 9500 - Non-Departmental Total:		0.00	0.00	501,344.62	3,592,934.79	3,819,601.31	-3,819,601.31
Expense Total:		0.00	0.00	6,068,409.09	27,375,616.23	28,381,865.36	-28,381,865.36
Fund: 100 - GENERAL FUND Total:		0.00	0.00	6,068,409.09	27,375,616.23	28,381,865.36	-28,381,865.36
Fund: 113 - HOTEL OCCUPANCY TAX FUND							
Expense							
Division: 9500 - Non-Departmental							
ExpType: 51 - Contractual and Maintenance Services							
113-9500-512230	PRINTING SERVICES	0.00	0.00	0.00	2,516.40	2,516.40	-2,516.40
ExpType: 51 - Contractual and Maintenance Services Total:		0.00	0.00	0.00	2,516.40	2,516.40	-2,516.40
ExpType: 55 - Non-Dept - Other							
113-9500-551310	ART EXHIBITS/RECEPTIONS	0.00	0.00	18.00	242.01	242.01	-242.01
113-9500-551311	FINE ARTS INSURANCE	0.00	0.00	0.00	800.00	800.00	-800.00
113-9500-551313	CULTURAL FESTIVALS & EVENTS	0.00	0.00	2,195.00	2,454.00	2,454.00	-2,454.00
113-9500-551317	CITY EVENTS	0.00	0.00	969.81	20,429.95	20,429.95	-20,429.95
113-9500-551318	CITY FESTIVALS	0.00	0.00	0.00	2,000.00	2,000.00	-2,000.00
113-9500-551418	OTHER PROMOTIONAL EXPENSES	0.00	0.00	0.00	2,853.42	2,853.42	-2,853.42
113-9500-551564	EVENT RENTALS	0.00	0.00	0.00	16,999.50	16,999.50	-16,999.50
113-9500-551566	PRODUCTION RENTAL	0.00	0.00	0.00	450.00	450.00	-450.00
113-9500-551567	TABLE/CHAIR RENTALS	0.00	0.00	0.00	1,027.50	1,027.50	-1,027.50
113-9500-551570	STORAGE UNITS	0.00	0.00	352.00	1,760.00	1,760.00	-1,760.00
113-9500-551571	DRY CLEANING OF LINENS	0.00	0.00	59.40	188.10	188.10	-188.10

Unaudited Income Statement - Expenses

For Fiscal: 2022-2023 Period Ending: 01/31/2023

		Original Total Budget	Current Total Budget	MTD Activity	YTD Activity	YTD Activity + Encumbrances	Budget Remaining
113-9500-551572	TENTS, FLOAT DECORATIONS, SPECIAL ...	0.00	0.00	1,895.47	11,590.47	11,590.47	-11,590.47
	ExpType: 55 - Non-Dept - Other Total:	0.00	0.00	5,489.68	60,794.95	60,794.95	-60,794.95
	ExpType: 60 - Capital Outlay						
113-9500-605510	AMPHITHEATER EQUIPMENT	0.00	0.00	3,225.50	3,225.50	3,225.50	-3,225.50
	ExpType: 60 - Capital Outlay Total:	0.00	0.00	3,225.50	3,225.50	3,225.50	-3,225.50
	ExpType: 80 - Grants Incentives						
113-9500-800405	EDINBURG CONVENTION & VISITOR'S	0.00	0.00	17,916.63	74,509.34	217,842.82	-217,842.82
113-9500-800411	MUSEUM OF SOUTH TEXAS	0.00	0.00	23,750.00	23,750.00	95,000.00	-95,000.00
	ExpType: 80 - Grants Incentives Total:	0.00	0.00	41,666.63	98,259.34	312,842.82	-312,842.82
	Division: 9500 - Non-Departmental Total:	0.00	0.00	50,381.81	164,796.19	379,379.67	-379,379.67
	Expense Total:	0.00	0.00	50,381.81	164,796.19	379,379.67	-379,379.67
	Fund: 113 - HOTEL OCCUPANCY TAX FUND Total:	0.00	0.00	50,381.81	164,796.19	379,379.67	-379,379.67
Fund: 150 - DEBT SERVICE FUND							
Expense							
Division: 9500 - Non-Departmental							
ExpType: 70 - Debt Service							
150-9500-703100	BOND FEES	0.00	0.00	0.00	500.00	500.00	-500.00
	ExpType: 70 - Debt Service Total:	0.00	0.00	0.00	500.00	500.00	-500.00
	Division: 9500 - Non-Departmental Total:	0.00	0.00	0.00	500.00	500.00	-500.00
	Expense Total:	0.00	0.00	0.00	500.00	500.00	-500.00
	Fund: 150 - DEBT SERVICE FUND Total:	0.00	0.00	0.00	500.00	500.00	-500.00
Fund: 200 - UTILITY FUND							
Expense							
Division: 0500 - Finance							
ExpType: 50 - Personnel Services							
200-0500-501100	SALARIES	0.00	0.00	21,468.11	96,594.41	96,594.41	-96,594.41
200-0500-501101	LONGEVITY	0.00	0.00	819.00	3,591.00	3,591.00	-3,591.00
200-0500-502100	TAXES	0.00	0.00	1,654.70	7,403.36	7,403.36	-7,403.36
200-0500-502101	RETIREMENT	0.00	0.00	3,294.03	14,690.54	14,690.54	-14,690.54
200-0500-502102	GROUP INSURANCE	0.00	0.00	4,326.82	17,296.45	17,296.45	-17,296.45
200-0500-502103	DISABILITY INSURANCE	0.00	0.00	57.95	260.47	260.47	-260.47
200-0500-502104	WORKERS COMPENSATION INS	0.00	0.00	0.00	369.00	369.00	-369.00
	ExpType: 50 - Personnel Services Total:	0.00	0.00	31,620.61	140,205.23	140,205.23	-140,205.23
ExpType: 51 - Contractual and Maintenance Services							
200-0500-512210	COMMUNICATIONS SERVICE AGREEME...	0.00	0.00	18,297.75	56,696.08	56,696.08	-56,696.08
200-0500-512230	PRINTING	0.00	0.00	0.00	229.00	9,373.00	-9,373.00
200-0500-512240	RENTS & CONTRACTUALS	0.00	0.00	4,385.25	4,385.25	10,155.75	-10,155.75
200-0500-512241	RENTS & CONTRACTUALS - IT	0.00	0.00	160.22	942.28	16,254.28	-16,254.28
200-0500-513301	OFFICE MAINTENANCE & CONTRACTUAL...	0.00	0.00	0.00	330.00	0.00	0.00
	ExpType: 51 - Contractual and Maintenance Services Total:	0.00	0.00	22,843.22	62,582.61	92,479.11	-92,479.11
ExpType: 52 - Supplies, Materials and Small Equipment							
200-0500-521300	OFFICE SUPPLIES	0.00	0.00	0.00	1,722.72	1,722.72	-1,722.72
200-0500-522308	OFFICE HARDWARE AND RELATED SOF...	0.00	0.00	0.00	2,103.10	0.00	0.00
	ExpType: 52 - Supplies, Materials and Small Equipment Total:	0.00	0.00	0.00	3,825.82	1,722.72	-1,722.72
	Division: 0500 - Finance Total:	0.00	0.00	54,463.83	206,613.66	234,407.06	-234,407.06
Division: 6000 - Utility Administration							
ExpType: 50 - Personnel Services							
200-6000-501100	SALARIES	0.00	0.00	37,741.18	169,507.77	169,507.77	-169,507.77
200-6000-501101	LONGEVITY	0.00	0.00	784.00	3,409.00	3,409.00	-3,409.00
200-6000-501102	OVERTIME	0.00	0.00	5.63	281.91	281.91	-281.91
200-6000-501106	VEHICLE ALLOWANCE	0.00	0.00	738.48	3,323.16	3,323.16	-3,323.16
200-6000-502100	TAXES	0.00	0.00	2,933.54	13,107.06	13,107.06	-13,107.06
200-6000-502101	RETIREMENT	0.00	0.00	5,803.99	25,888.46	25,888.46	-25,888.46
200-6000-502102	GROUP INSURANCE	0.00	0.00	6,615.16	26,589.54	26,589.54	-26,589.54
200-6000-502103	DISABILITY INSURANCE	0.00	0.00	102.12	459.07	459.07	-459.07

Unaudited Income Statement - Expenses

For Fiscal: 2022-2023 Period Ending: 01/31/2023

		Original Total Budget	Current Total Budget	MTD Activity	YTD Activity	YTD Activity + Encumbrances	Budget Remaining
200-6000-502104	WORKERS COMPENSATION INS	0.00	0.00	0.00	1,133.00	1,133.00	-1,133.00
	ExpType: 50 - Personnel Services Total:	0.00	0.00	54,724.10	243,698.97	243,698.97	-243,698.97
	ExpType: 51 - Contractual and Maintenance Services						
200-6000-512210	COMMUNICATIONS SERVICE AGREEME...	0.00	0.00	463.03	1,494.08	1,664.63	-1,664.63
200-6000-513200	TRAVEL, TRAINING, MEETINGS	0.00	0.00	640.53	2,010.66	2,010.66	-2,010.66
200-6000-513300	MOTOR VEHICLES - MAINTENANCE	0.00	0.00	22.50	22.50	22.50	-22.50
	ExpType: 51 - Contractual and Maintenance Services Total:	0.00	0.00	1,126.06	3,527.24	3,697.79	-3,697.79
	ExpType: 52 - Supplies, Materials and Small Equipment						
200-6000-521300	OFFICE SUPPLIES	0.00	0.00	0.00	494.49	494.49	-494.49
200-6000-522300	WEARING APPAREL	0.00	0.00	76.00	762.00	762.00	-762.00
200-6000-522303	RECREATION & EDUCATION	0.00	0.00	165.69	1,457.76	1,457.76	-1,457.76
200-6000-522304	FOOD	0.00	0.00	0.00	135.83	135.83	-135.83
200-6000-522305	MOTOR VEHICLE FUEL	0.00	0.00	0.00	25.84	25.84	-25.84
	ExpType: 52 - Supplies, Materials and Small Equipment Total:	0.00	0.00	241.69	2,875.92	2,875.92	-2,875.92
	ExpType: 60 - Capital Outlay						
200-6000-605590	OTHER CAPITAL OUTLAY	0.00	0.00	0.00	9,000.00	0.00	0.00
	ExpType: 60 - Capital Outlay Total:	0.00	0.00	0.00	9,000.00	0.00	0.00
	Division: 6000 - Utility Administration Total:	0.00	0.00	56,091.85	259,102.13	250,272.68	-250,272.68
	Division: 6100 - Water Plant						
	ExpType: 50 - Personnel Services						
200-6100-501100	SALARIES	0.00	0.00	57,527.45	269,897.24	269,897.24	-269,897.24
200-6100-501101	LONGEVITY	0.00	0.00	1,470.00	6,762.00	6,762.00	-6,762.00
200-6100-501102	OVERTIME	0.00	0.00	554.44	4,088.14	4,088.14	-4,088.14
200-6100-501104	CERTIFICATION PAY	0.00	0.00	6,622.94	31,537.80	31,537.80	-31,537.80
200-6100-502100	TAXES	0.00	0.00	4,870.03	22,850.43	22,850.43	-22,850.43
200-6100-502101	RETIREMENT	0.00	0.00	9,780.61	45,801.90	45,801.90	-45,801.90
200-6100-502102	GROUP INSURANCE	0.00	0.00	14,831.30	62,418.91	62,418.91	-62,418.91
200-6100-502103	DISABILITY INSURANCE	0.00	0.00	172.05	812.24	812.24	-812.24
200-6100-502104	WORKERS COMPENSATION INS	0.00	0.00	0.00	13,812.00	13,812.00	-13,812.00
	ExpType: 50 - Personnel Services Total:	0.00	0.00	95,828.82	457,980.66	457,980.66	-457,980.66
	ExpType: 51 - Contractual and Maintenance Services						
200-6100-511200	PROFESSIONAL SERVICES	0.00	0.00	7,943.96	11,230.68	15,526.68	-15,526.68
200-6100-512210	COMMUNICATIONS SERVICE AGREEME...	0.00	0.00	527.78	1,690.70	2,884.55	-2,884.55
200-6100-512220	UTILITIES	0.00	0.00	41,305.72	128,141.08	128,141.08	-128,141.08
200-6100-512240	RENTS & CONTRACTUALS	0.00	0.00	6,713.50	6,713.50	6,713.50	-6,713.50
200-6100-513200	TRAVEL, TRAINING, MEETINGS	0.00	0.00	58.00	3,473.00	3,473.00	-3,473.00
200-6100-513210	MEMBERSHIP DUES, SUBSCR	0.00	0.00	430.00	730.00	730.00	-730.00
200-6100-513250	RAW WATER (FOR RESALE)	0.00	0.00	33,241.73	117,635.63	117,635.63	-117,635.63
200-6100-513290	OTHER	0.00	0.00	512.30	76,116.18	76,116.18	-76,116.18
200-6100-513300	MOTOR VEHICLES - MAINTENANCE	0.00	0.00	90.00	116.00	116.00	-116.00
200-6100-513301	OFFICE MAINTENANCE & CONTRACTUAL..	0.00	0.00	0.00	557.98	557.98	-557.98
200-6100-513302	MACHINES & EQUIPMENT	0.00	0.00	21,990.45	55,268.86	62,116.21	-62,116.21
200-6100-513303	SIGNS & SIGNAL EQUIPMENT	0.00	0.00	0.00	30.00	30.00	-30.00
200-6100-513306	BUILDINGS & STRUCTURES	0.00	0.00	15,541.87	15,661.87	15,661.87	-15,661.87
	ExpType: 51 - Contractual and Maintenance Services Total:	0.00	0.00	128,355.31	417,365.48	429,702.68	-429,702.68
	ExpType: 52 - Supplies, Materials and Small Equipment						
200-6100-521300	OFFICE SUPPLIES	0.00	0.00	180.33	924.77	924.77	-924.77
200-6100-522300	WEARING APPAREL	0.00	0.00	309.76	3,078.42	5,982.66	-5,982.66
200-6100-522305	MOTOR VEHICLE FUEL	0.00	0.00	3,945.07	7,956.38	11,704.32	-11,704.32
200-6100-522306	JANITORIAL	0.00	0.00	61.19	593.86	593.86	-593.86
200-6100-522307	CHEMICALS-MEDICAL & LAB	0.00	0.00	169,349.72	325,053.24	1,159,863.08	-1,159,863.08
200-6100-522312	BUILDING	0.00	0.00	142.20	609.16	609.16	-609.16
200-6100-522316	MOTOR VEHICLES - SUPPLIES	0.00	0.00	211.22	1,400.31	1,400.31	-1,400.31
200-6100-523302	MACHINES & EQUIPMENT	0.00	0.00	5,494.13	11,733.78	11,733.78	-11,733.78
	ExpType: 52 - Supplies, Materials and Small Equipment Total:	0.00	0.00	179,693.62	351,349.92	1,192,811.94	-1,192,811.94

Unaudited Income Statement - Expenses

For Fiscal: 2022-2023 Period Ending: 01/31/2023

		Original Total Budget	Current Total Budget	MTD Activity	YTD Activity	YTD Activity + Encumbrances	Budget Remaining
ExpType: 60 - Capital Outlay							
200-6100-605500	MACHINES & EQUIPMENT	0.00	0.00	0.00	6,635.00	0.00	0.00
ExpType: 60 - Capital Outlay Total:		0.00	0.00	0.00	6,635.00	0.00	0.00
Division: 6100 - Water Plant Total:		0.00	0.00	403,877.75	1,233,331.06	2,080,495.28	-2,080,495.28
Division: 6200 - Waste Water Treatment Plant							
ExpType: 50 - Personnel Services							
200-6200-501100	SALARIES	0.00	0.00	78,530.61	359,384.52	359,384.52	-359,384.52
200-6200-501101	LONGEVITY	0.00	0.00	2,401.00	10,605.00	10,605.00	-10,605.00
200-6200-501102	OVERTIME	0.00	0.00	415.40	7,725.87	7,725.87	-7,725.87
200-6200-501104	CERTIFICATION PAY	0.00	0.00	12,149.88	54,337.91	54,337.91	-54,337.91
200-6200-502100	TAXES	0.00	0.00	7,085.19	32,472.36	32,472.36	-32,472.36
200-6200-502101	RETIREMENT	0.00	0.00	13,829.92	63,400.19	63,400.19	-63,400.19
200-6200-502102	GROUP INSURANCE	0.00	0.00	20,140.26	82,764.13	82,764.13	-82,764.13
200-6200-502103	DISABILITY INSURANCE	0.00	0.00	243.28	1,124.21	1,124.21	-1,124.21
200-6200-502104	WORKERS COMPENSATION INS	0.00	0.00	0.00	21,373.00	21,373.00	-21,373.00
ExpType: 50 - Personnel Services Total:		0.00	0.00	134,795.54	633,187.19	633,187.19	-633,187.19
ExpType: 51 - Contractual and Maintenance Services							
200-6200-511200	PROFESSIONAL SERVICES	0.00	0.00	1,475.00	1,982.00	1,667.00	-1,667.00
200-6200-512210	COMMUNICATIONS SERVICE AGREEME...	0.00	0.00	2,559.49	11,008.00	11,008.00	-11,008.00
200-6200-512220	UTILITIES	0.00	0.00	52,380.47	152,843.70	152,843.70	-152,843.70
200-6200-512240	RENTS & CONTRACTUALS	0.00	0.00	3,028.40	3,028.40	10,232.83	-10,232.83
200-6200-513200	TRAVEL, TRAINING, MEETINGS	0.00	0.00	47.00	2,092.50	2,092.50	-2,092.50
200-6200-513210	MEMBERSHIP DUES, SUBSCR	0.00	0.00	0.00	765.00	765.00	-765.00
200-6200-513290	OTHER	0.00	0.00	200.00	74,126.30	74,126.30	-74,126.30
200-6200-513300	MOTOR VEHICLES - MAINTENANCE	0.00	0.00	1,655.16	1,749.48	1,749.48	-1,749.48
200-6200-513302	MACHINES & EQUIPMENT	0.00	0.00	46,863.23	51,988.40	125,409.25	-125,409.25
200-6200-513310	AIR CONDITIONING UNITS	0.00	0.00	522.50	1,045.50	1,045.50	-1,045.50
ExpType: 51 - Contractual and Maintenance Services Total:		0.00	0.00	108,731.25	300,629.28	380,939.56	-380,939.56
ExpType: 52 - Supplies, Materials and Small Equipment							
200-6200-521300	OFFICE SUPPLIES	0.00	0.00	0.00	561.38	561.38	-561.38
200-6200-522300	WEARING APPAREL	0.00	0.00	2,232.42	7,593.48	13,562.88	-13,562.88
200-6200-522301	TOOLS	0.00	0.00	17.47	1,421.42	1,421.42	-1,421.42
200-6200-522304	FOOD	0.00	0.00	0.00	63.62	63.62	-63.62
200-6200-522305	MOTOR VEHICLE FUEL	0.00	0.00	5,015.10	20,749.92	36,357.93	-36,357.93
200-6200-522306	JANITORIAL	0.00	0.00	131.33	949.82	949.82	-949.82
200-6200-522307	CHEMICALS-MEDICAL & LAB	0.00	0.00	5,244.87	15,422.62	86,263.19	-86,263.19
200-6200-522312	BUILDING	0.00	0.00	0.00	36.00	36.00	-36.00
200-6200-522316	MOTOR VEHICLES - SUPPLIES	0.00	0.00	1,375.68	5,553.71	5,553.71	-5,553.71
200-6200-523302	MACHINES & EQUIPMENT	0.00	0.00	38,022.56	72,994.34	96,694.55	-96,694.55
ExpType: 52 - Supplies, Materials and Small Equipment Total:		0.00	0.00	52,039.43	125,346.31	241,464.50	-241,464.50
ExpType: 60 - Capital Outlay							
200-6200-603500	BUILDING AND STRUCTURES	0.00	0.00	0.00	16,625.00	0.00	0.00
200-6200-605500	MACHINES & EQUIPMENT	0.00	0.00	387,489.20	576,377.82	196,552.00	-196,552.00
ExpType: 60 - Capital Outlay Total:		0.00	0.00	387,489.20	593,002.82	196,552.00	-196,552.00
Division: 6200 - Waste Water Treatment Plant Total:		0.00	0.00	683,055.42	1,652,165.60	1,452,143.25	-1,452,143.25
Division: 6300 - Systems							
ExpType: 50 - Personnel Services							
200-6300-501100	SALARIES	0.00	0.00	124,385.79	522,969.53	522,969.53	-522,969.53
200-6300-501101	LONGEVITY	0.00	0.00	4,529.00	19,866.00	19,866.00	-19,866.00
200-6300-501102	OVERTIME	0.00	0.00	2,856.63	22,948.25	22,948.25	-22,948.25
200-6300-501104	CERTIFICATION PAY	0.00	0.00	11,976.66	51,687.35	51,687.35	-51,687.35
200-6300-502100	TAXES	0.00	0.00	10,850.70	46,298.64	46,298.64	-46,298.64
200-6300-502101	RETIREMENT	0.00	0.00	21,316.47	90,873.17	90,873.17	-90,873.17
200-6300-502102	GROUP INSURANCE	0.00	0.00	31,046.12	117,584.23	117,584.23	-117,584.23
200-6300-502103	DISABILITY INSURANCE	0.00	0.00	372.06	1,606.78	1,606.78	-1,606.78
200-6300-502104	WORKERS COMPENSATION INS	0.00	0.00	0.00	30,755.00	30,755.00	-30,755.00
ExpType: 50 - Personnel Services Total:		0.00	0.00	207,333.43	904,588.95	904,588.95	-904,588.95

Unaudited Income Statement - Expenses

For Fiscal: 2022-2023 Period Ending: 01/31/2023

		Original Total Budget	Current Total Budget	MTD Activity	YTD Activity	YTD Activity + Encumbrances	Budget Remaining
ExpType: 51 - Contractual and Maintenance Services							
200-6300-511200	PROFESSIONAL SERVICES	0.00	0.00	3,298.48	3,298.48	3,298.48	-3,298.48
200-6300-512210	COMMUNICATIONS SERVICE AGREEME...	0.00	0.00	2,210.52	7,961.29	17,000.44	-17,000.44
200-6300-512220	UTILITIES	0.00	0.00	9,021.75	41,970.85	41,970.85	-41,970.85
200-6300-512240	RENTS & CONTRACTUALS	0.00	0.00	178.57	3,702.82	12,726.82	-12,726.82
200-6300-513200	TRAVEL, TRAINING, MEETINGS	0.00	0.00	121.00	849.50	849.50	-849.50
200-6300-513210	MEMBERSHIP DUES, SUBSCR	0.00	0.00	220.00	645.75	645.75	-645.75
200-6300-513300	MOTOR VEHICLES - MAINTENANCE	0.00	0.00	381.50	2,342.29	2,342.29	-2,342.29
200-6300-513302	MACHINES & EQUIPMENT	0.00	0.00	3,548.88	11,048.32	14,238.32	-14,238.32
200-6300-513303	SIGNS & SIGNAL EQUIPMENT	0.00	0.00	0.00	541.65	541.65	-541.65
200-6300-513304	SANITARY SEWER SYSTEM	0.00	0.00	178.00	1,800.63	1,800.63	-1,800.63
200-6300-513306	BUILDINGS & STRUCTURES	0.00	0.00	0.00	350.00	350.00	-350.00
200-6300-513307	WATER DISTRIBUTION SYST	0.00	0.00	27,039.24	121,098.46	288,442.18	-288,442.18
ExpType: 51 - Contractual and Maintenance Services Total:		0.00	0.00	46,197.94	195,610.04	384,206.91	-384,206.91
ExpType: 52 - Supplies, Materials and Small Equipment							
200-6300-521300	OFFICE SUPPLIES	0.00	0.00	57.38	643.54	643.54	-643.54
200-6300-522300	WEARING APPAREL	0.00	0.00	1,039.88	11,578.07	18,802.17	-18,802.17
200-6300-522301	TOOLS	0.00	0.00	1,997.79	6,905.85	6,905.85	-6,905.85
200-6300-522303	RECREATION & EDUCATION	0.00	0.00	0.00	679.72	679.72	-679.72
200-6300-522305	MOTOR VEHICLE FUEL	0.00	0.00	8,721.23	28,797.70	28,797.70	-28,797.70
200-6300-522306	JANITORIAL	0.00	0.00	24.56	72.28	72.28	-72.28
200-6300-522307	CHEMICALS-MEDICAL & LAB	0.00	0.00	0.00	3,022.23	3,022.23	-3,022.23
200-6300-522312	BUILDING	0.00	0.00	3,922.00	3,922.00	3,922.00	-3,922.00
200-6300-522315	STREETS AND ALLEYS	0.00	0.00	2,392.83	2,392.83	2,392.83	-2,392.83
200-6300-522316	MOTOR VEHICLES - SUPPLIES	0.00	0.00	4,062.27	13,130.97	13,130.97	-13,130.97
200-6300-523302	MACHINES & EQUIPMENT	0.00	0.00	1,365.49	4,878.30	17,566.60	-17,566.60
200-6300-525330	WATER METERS & BOXES	0.00	0.00	2,594.00	2,594.00	276,001.37	-276,001.37
ExpType: 52 - Supplies, Materials and Small Equipment Total:		0.00	0.00	26,177.43	78,617.49	371,937.26	-371,937.26
ExpType: 60 - Capital Outlay							
200-6300-605500	MACHINES & EQUIPMENT	0.00	0.00	0.00	60,813.05	131.00	-131.00
ExpType: 60 - Capital Outlay Total:		0.00	0.00	0.00	60,813.05	131.00	-131.00
Division: 6300 - Systems Total:		0.00	0.00	279,708.80	1,239,629.53	1,660,864.12	-1,660,864.12
Division: 9500 - Non-Departmental							
ExpType: 51 - Contractual and Maintenance Services							
200-9500-513230	CREDIT CARD MERCHANT CHARGES	0.00	0.00	58,685.55	176,831.00	176,831.00	-176,831.00
ExpType: 51 - Contractual and Maintenance Services Total:		0.00	0.00	58,685.55	176,831.00	176,831.00	-176,831.00
ExpType: 55 - Non-Dept - Other							
200-9500-551401	FLAT RATE ASSESSMENT	0.00	0.00	0.00	1,288.13	1,288.13	-1,288.13
200-9500-551402	GENERAL INSURANCE	0.00	0.00	0.00	257,937.34	257,937.34	-257,937.34
200-9500-551408	ADM CHARGES SWSC	0.00	0.00	600.06	1,028.06	1,028.06	-1,028.06
200-9500-551409	ADMN CHARGES NAWs	0.00	0.00	11,526.88	23,456.65	23,456.65	-23,456.65
ExpType: 55 - Non-Dept - Other Total:		0.00	0.00	12,126.94	283,710.18	283,710.18	-283,710.18
ExpType: 70 - Debt Service							
200-9500-701730	LEASES PAYABLE PRINCIPAL	0.00	0.00	116,461.07	439,100.79	439,100.79	-439,100.79
200-9500-702731	LEASES PAYABLE INTEREST	0.00	0.00	10,956.34	46,386.70	46,386.70	-46,386.70
200-9500-703100	BOND FEES	0.00	0.00	0.00	1,500.00	1,500.00	-1,500.00
ExpType: 70 - Debt Service Total:		0.00	0.00	127,417.41	486,987.49	486,987.49	-486,987.49
Division: 9500 - Non-Departmental Total:		0.00	0.00	198,229.90	947,528.67	947,528.67	-947,528.67
Expense Total:		0.00	0.00	1,675,427.55	5,538,370.65	6,625,711.06	-6,625,711.06
Fund: 200 - UTILITY FUND Total:		0.00	0.00	1,675,427.55	5,538,370.65	6,625,711.06	-6,625,711.06
Fund: 201 - UTILITIES PROJECTS FUND							
Expense							
Division: 6200 - Waste Water Treatment Plant							
ExpType: 62 - Capital Projects - Enterprise							
201-6200-621102	LS 34 & 35 REHAB	0.00	0.00	0.00	900.00	0.00	0.00
201-6200-621110	TCEQ NOTED SCUM DEWATERING BED	0.00	0.00	4,050.00	4,050.00	0.00	0.00

Unaudited Income Statement - Expenses

For Fiscal: 2022-2023 Period Ending: 01/31/2023

		Original Total Budget	Current Total Budget	MTD Activity	YTD Activity	YTD Activity + Encumbrances	Budget Remaining
201-6200-626101	RFQ-009 WWTP ENGINEERING - TWDB	0.00	0.00	85,630.00	204,090.00	0.00	0.00
	ExpType: 62 - Capital Projects - Enterprise Total:	0.00	0.00	89,680.00	209,040.00	0.00	0.00
	Division: 6200 - Waste Water Treatment Plant Total:	0.00	0.00	89,680.00	209,040.00	0.00	0.00
	Division: 6300 - Systems						
	ExpType: 62 - Capital Projects - Enterprise						
201-6300-621101	SOUTH VETERANS SANITARY SEWER PR...	0.00	0.00	0.00	62,192.47	0.00	0.00
	ExpType: 62 - Capital Projects - Enterprise Total:	0.00	0.00	0.00	62,192.47	0.00	0.00
	Division: 6300 - Systems Total:	0.00	0.00	0.00	62,192.47	0.00	0.00
	Expense Total:	0.00	0.00	89,680.00	271,232.47	0.00	0.00
	Fund: 201 - UTILITIES PROJECTS FUND Total:	0.00	0.00	89,680.00	271,232.47	0.00	0.00
Fund: 210 - SOLID WASTE MANAGEMENT FUND							
Expense							
Division: 6500 - Landfill							
ExpType: 50 - Personnel Services							
210-6500-501100	SALARIES	0.00	0.00	307,722.87	1,288,234.08	1,288,234.08	-1,288,234.08
210-6500-501101	LONGEVITY	0.00	0.00	6,566.00	28,784.00	28,784.00	-28,784.00
210-6500-501102	OVERTIME	0.00	0.00	23,885.58	123,670.93	123,670.93	-123,670.93
210-6500-501104	CERTIFICATION PAY	0.00	0.00	3,576.72	14,478.59	14,478.59	-14,478.59
210-6500-501106	VEHICLE ALLOWANCE	0.00	0.00	323.08	1,453.86	1,453.86	-1,453.86
210-6500-502100	TAXES	0.00	0.00	25,916.55	109,311.80	109,311.80	-109,311.80
210-6500-502101	RETIREMENT	0.00	0.00	50,234.02	210,611.67	210,611.67	-210,611.67
210-6500-502102	GROUP INSURANCE	0.00	0.00	70,363.22	267,173.92	267,173.92	-267,173.92
210-6500-502103	DISABILITY INSURANCE	0.00	0.00	883.64	3,753.39	3,753.39	-3,753.39
210-6500-502104	WORKERS COMPENSATION INS	0.00	0.00	0.00	118,665.00	118,665.00	-118,665.00
	ExpType: 50 - Personnel Services Total:	0.00	0.00	489,471.68	2,166,137.24	2,166,137.24	-2,166,137.24
ExpType: 51 - Contractual and Maintenance Services							
210-6500-511200	PROFESSIONAL SERVICES	0.00	0.00	0.00	57,139.63	31,485.21	-31,485.21
210-6500-512210	COMMUNICATIONS SERVICE AGREEME...	0.00	0.00	2,972.53	12,140.14	12,140.14	-12,140.14
210-6500-512220	UTILITIES	0.00	0.00	5,035.18	17,336.56	17,336.56	-17,336.56
210-6500-512240	RENTS & CONTRACTUALS	0.00	0.00	20,243.28	68,424.63	196,292.29	-196,292.29
210-6500-512241	RENTS & CONTRACTUALS - IT	0.00	0.00	0.00	1,465.05	1,465.05	-1,465.05
210-6500-513210	MEMBERSHIP DUES, SUBSCR	0.00	0.00	0.00	1,018.00	1,018.00	-1,018.00
210-6500-513290	OTHER	0.00	0.00	1,287.81	163,333.21	174,638.40	-174,638.40
210-6500-513300	MOTOR VEHICLES - MAINTENANCE	0.00	0.00	67,304.89	169,073.47	341,017.76	-341,017.76
210-6500-513302	MACHINES & EQUIPMENT	0.00	0.00	25,633.60	53,437.05	382,082.84	-382,082.84
210-6500-513303	SIGNS & SIGNAL EQUIPMENT	0.00	0.00	0.00	753.00	753.00	-753.00
210-6500-513306	BUILDINGS & STRUCTURES	0.00	0.00	849.22	2,754.02	2,754.02	-2,754.02
210-6500-513310	AIR CONDITIONING UNITS	0.00	0.00	0.00	180.00	180.00	-180.00
	ExpType: 51 - Contractual and Maintenance Services Total:	0.00	0.00	123,326.51	547,054.76	1,161,163.27	-1,161,163.27
ExpType: 52 - Supplies, Materials and Small Equipment							
210-6500-521300	OFFICE SUPPLIES	0.00	0.00	421.45	818.02	818.02	-818.02
210-6500-521301	OFFICE SUPPLIES- IT	0.00	0.00	0.00	131.13	131.13	-131.13
210-6500-522205	MARKETING AND ADVERTISING	0.00	0.00	0.00	295.83	295.83	-295.83
210-6500-522300	WEARING APPAREL	0.00	0.00	5,332.41	14,258.24	55,806.26	-55,806.26
210-6500-522301	TOOLS	0.00	0.00	1,996.79	6,342.30	6,342.30	-6,342.30
210-6500-522304	FOOD	0.00	0.00	0.00	794.39	794.39	-794.39
210-6500-522305	MOTOR VEHICLE FUEL	0.00	0.00	138,555.52	405,367.94	1,323,016.82	-1,323,016.82
210-6500-522306	JANITORIAL	0.00	0.00	48.98	750.95	750.95	-750.95
210-6500-522307	CHEMICALS-MEDICAL & LAB	0.00	0.00	542.20	3,519.20	8,519.20	-8,519.20
210-6500-522311	COMMUNICATIONS SUPPLIES	0.00	0.00	480.63	1,436.43	1,436.43	-1,436.43
210-6500-522312	BUILDING	0.00	0.00	681.67	1,464.02	1,464.02	-1,464.02
210-6500-522315	STREETS AND ALLEYS	0.00	0.00	0.00	6,050.00	56,867.60	-56,867.60
210-6500-522316	MOTOR VEHICLES - SUPPLIES	0.00	0.00	34,841.98	69,071.36	156,870.76	-156,870.76
210-6500-523302	MACHINES & EQUIPMENT	0.00	0.00	6,380.15	13,367.04	19,075.26	-19,075.26
210-6500-523390	OTHER	0.00	0.00	5,247.19	15,236.34	163,832.26	-163,832.26
	ExpType: 52 - Supplies, Materials and Small Equipment Total:	0.00	0.00	194,528.97	538,903.19	1,796,021.23	-1,796,021.23

Unaudited Income Statement - Expenses

For Fiscal: 2022-2023 Period Ending: 01/31/2023

		Original Total Budget	Current Total Budget	MTD Activity	YTD Activity	YTD Activity + Encumbrances	Budget Remaining
ExpType: 60 - Capital Outlay							
210-6500-601500	LAND	0.00	0.00	0.00	500,000.00	500,000.00	-500,000.00
210-6500-605500	MACHINES & EQUIPMENT	0.00	0.00	0.00	19,290.00	19,290.00	-19,290.00
ExpType: 60 - Capital Outlay Total:		0.00	0.00	0.00	519,290.00	519,290.00	-519,290.00
Division: 6500 - Landfill Total:		0.00	0.00	807,327.16	3,771,385.19	5,642,611.74	-5,642,611.74
Division: 9500 - Non-Departmental							
ExpType: 51 - Contractual and Maintenance Services							
210-9500-513230	CREDIT CARD MERCHANT CHARGES	0.00	0.00	17,529.45	71,107.94	71,107.94	-71,107.94
ExpType: 51 - Contractual and Maintenance Services Total:		0.00	0.00	17,529.45	71,107.94	71,107.94	-71,107.94
ExpType: 55 - Non-Dept - Other							
210-9500-551401	FLAT RATE ASSESSMENT	0.00	0.00	0.00	432.34	432.34	-432.34
210-9500-551402	GENERAL INSURANCE	0.00	0.00	0.00	296,112.97	296,112.97	-296,112.97
210-9500-551408	ADM CHARGES SWSC	0.00	0.00	186.00	558.00	558.00	-558.00
210-9500-551409	ADMN CHARGES NAWs	0.00	0.00	1,604.38	3,301.14	3,301.14	-3,301.14
ExpType: 55 - Non-Dept - Other Total:		0.00	0.00	1,790.38	300,404.45	300,404.45	-300,404.45
ExpType: 70 - Debt Service							
210-9500-701730	LEASES PAYABLE PRINCIPAL	0.00	0.00	182,391.31	713,779.70	713,779.70	-713,779.70
210-9500-702731	LEASES PAYABLE INTEREST	0.00	0.00	15,293.63	63,855.57	63,855.57	-63,855.57
ExpType: 70 - Debt Service Total:		0.00	0.00	197,684.94	777,635.27	777,635.27	-777,635.27
Division: 9500 - Non-Departmental Total:		0.00	0.00	217,004.77	1,149,147.66	1,149,147.66	-1,149,147.66
Expense Total:		0.00	0.00	1,024,331.93	4,920,532.85	6,791,759.40	-6,791,759.40
Fund: 210 - SOLID WASTE MANAGEMENT FUND Total:		0.00	0.00	1,024,331.93	4,920,532.85	6,791,759.40	-6,791,759.40
Fund: 220 - EDINBURG INTERNATIONAL AIRPORT							
Expense							
Division: 7000 - Aviation							
ExpType: 50 - Personnel Services							
220-7000-501100	SALARIES	0.00	0.00	26,335.83	119,485.35	119,485.35	-119,485.35
220-7000-501101	LONGEVITY	0.00	0.00	280.00	1,918.00	1,918.00	-1,918.00
220-7000-501102	OVERTIME	0.00	0.00	316.54	1,751.35	1,751.35	-1,751.35
220-7000-501106	VEHICLE ALLOWANCE	0.00	0.00	323.08	1,453.86	1,453.86	-1,453.86
220-7000-502100	TAXES	0.00	0.00	2,070.77	9,382.52	9,382.52	-9,382.52
220-7000-502101	RETIREMENT	0.00	0.00	4,030.57	18,277.72	18,277.72	-18,277.72
220-7000-502102	GROUP INSURANCE	0.00	0.00	5,481.32	20,608.54	20,608.54	-20,608.54
220-7000-502103	DISABILITY INSURANCE	0.00	0.00	70.91	324.11	324.11	-324.11
220-7000-502104	WORKERS COMPENSATION INS	0.00	0.00	0.00	1,875.00	1,875.00	-1,875.00
ExpType: 50 - Personnel Services Total:		0.00	0.00	38,909.02	175,076.45	175,076.45	-175,076.45
ExpType: 51 - Contractual and Maintenance Services							
220-7000-512210	COMMUNICATIONS SERVICE AGREEME...	0.00	0.00	1,440.59	5,661.44	5,661.44	-5,661.44
220-7000-512220	UTILITIES	0.00	0.00	2,564.72	9,407.77	9,407.77	-9,407.77
220-7000-512230	PRINTING	0.00	0.00	0.00	171.00	171.00	-171.00
220-7000-512240	RENTS & CONTRACTUALS	0.00	0.00	64,749.15	116,397.65	171,964.65	-171,964.65
220-7000-513200	TRAVEL, TRAINING, MEETINGS	0.00	0.00	0.00	595.00	595.00	-595.00
220-7000-513210	MEMBERSHIP DUES, SUBSCR	0.00	0.00	0.00	274.00	274.00	-274.00
220-7000-513300	MOTOR VEHICLES - MAINTENANCE	0.00	0.00	318.25	906.26	906.26	-906.26
220-7000-513302	MACHINES & EQUIPMENT	0.00	0.00	42.90	1,270.67	1,270.67	-1,270.67
220-7000-513309	OTHER	0.00	0.00	13,550.12	42,391.01	41,391.24	-41,391.24
ExpType: 51 - Contractual and Maintenance Services Total:		0.00	0.00	82,665.73	177,074.80	231,642.03	-231,642.03
ExpType: 52 - Supplies, Materials and Small Equipment							
220-7000-521300	OFFICE SUPPLIES	0.00	0.00	556.09	1,315.46	1,315.46	-1,315.46
220-7000-522205	MARKETING AND ADVERTISING	0.00	0.00	0.00	279.30	279.30	-279.30
220-7000-522300	WEARING APPAREL	0.00	0.00	391.12	1,770.10	2,489.55	-2,489.55
220-7000-522303	RECREATION & EDUCATION	0.00	0.00	900.00	900.00	900.00	-900.00
220-7000-522304	FOOD	0.00	0.00	169.28	503.38	503.38	-503.38
220-7000-522305	MOTOR VEHICLE FUEL	0.00	0.00	401.48	3,596.55	11,337.87	-11,337.87
220-7000-522307	CHEMICALS-MEDICAL & LAB	0.00	0.00	1,239.98	1,436.23	1,436.23	-1,436.23
220-7000-522308	OFFICE HARDWARE AND RELATED SOF...	0.00	0.00	292.51	301.50	301.50	-301.50

Unaudited Income Statement - Expenses

For Fiscal: 2022-2023 Period Ending: 01/31/2023

		Original Total Budget	Current Total Budget	MTD Activity	YTD Activity	YTD Activity + Encumbrances	Budget Remaining
220-7000-522316	MOTOR VEHICLES - SUPPLIES	0.00	0.00	156.88	710.26	710.26	-710.26
220-7000-523302	MACHINES & EQUIPMENT	0.00	0.00	0.00	274.42	274.42	-274.42
ExpType: 52 - Supplies, Materials and Small Equipment Total:		0.00	0.00	4,107.34	11,087.20	19,547.97	-19,547.97
ExpType: 60 - Capital Outlay							
220-7000-603500	BUILDING AND STRUCTURES	0.00	0.00	0.00	0.00	128,576.10	-128,576.10
220-7000-605590	OTHER CAPITAL OUTLAY	0.00	0.00	0.00	20,000.00	20,000.00	-20,000.00
ExpType: 60 - Capital Outlay Total:		0.00	0.00	0.00	20,000.00	148,576.10	-148,576.10
Division: 7000 - Aviation Total:		0.00	0.00	125,682.09	383,238.45	574,842.55	-574,842.55
Division: 9500 - Non-Departmental							
ExpType: 51 - Contractual and Maintenance Services							
220-9500-513230	CREDIT CARD MERCHANT CHARGES	0.00	0.00	4,628.38	14,867.98	14,867.98	-14,867.98
ExpType: 51 - Contractual and Maintenance Services Total:		0.00	0.00	4,628.38	14,867.98	14,867.98	-14,867.98
ExpType: 55 - Non-Dept - Other							
220-9500-551402	GENERAL INSURANCE	0.00	0.00	0.00	70,991.29	70,991.29	-70,991.29
220-9500-551413	JET FUEL FOR RESALE	0.00	0.00	87,488.16	247,558.13	247,558.13	-247,558.13
ExpType: 55 - Non-Dept - Other Total:		0.00	0.00	87,488.16	318,549.42	318,549.42	-318,549.42
ExpType: 70 - Debt Service							
220-9500-701730	LEASES PAYABLE PRINCIPAL	0.00	0.00	16,645.88	63,741.17	63,741.17	-63,741.17
220-9500-702731	LEASES PAYABLE INTEREST	0.00	0.00	1,844.21	7,652.35	7,652.35	-7,652.35
ExpType: 70 - Debt Service Total:		0.00	0.00	18,490.09	71,393.52	71,393.52	-71,393.52
Division: 9500 - Non-Departmental Total:		0.00	0.00	110,606.63	404,810.92	404,810.92	-404,810.92
Expense Total:		0.00	0.00	236,288.72	788,049.37	979,653.47	-979,653.47
Fund: 220 - EDINBURG INTERNATIONAL AIRPORT Total:		0.00	0.00	236,288.72	788,049.37	979,653.47	-979,653.47
Fund: 230 - EBONY GOLF COURSE FUND							
Expense							
Division: 7100 - Ebony Golf Course							
ExpType: 50 - Personnel Services							
230-7100-501100	SALARIES	0.00	0.00	13,021.81	54,111.16	54,111.16	-54,111.16
230-7100-501101	LONGEVITY	0.00	0.00	252.00	1,120.00	1,120.00	-1,120.00
230-7100-501102	OVERTIME	0.00	0.00	0.00	23.43	23.43	-23.43
230-7100-501110	PART-TIME WAGES	0.00	0.00	3,046.44	10,559.57	10,559.57	-10,559.57
230-7100-502100	TAXES	0.00	0.00	1,234.20	4,925.48	4,925.48	-4,925.48
230-7100-502101	RETIREMENT	0.00	0.00	2,230.31	8,902.59	8,902.59	-8,902.59
230-7100-502102	GROUP INSURANCE	0.00	0.00	3,462.04	12,869.04	12,869.04	-12,869.04
230-7100-502103	DISABILITY INSURANCE	0.00	0.00	34.49	143.55	143.55	-143.55
230-7100-502104	WORKERS COMPENSATION INS	0.00	0.00	0.00	1,799.00	1,799.00	-1,799.00
ExpType: 50 - Personnel Services Total:		0.00	0.00	23,281.29	94,453.82	94,453.82	-94,453.82
ExpType: 51 - Contractual and Maintenance Services							
230-7100-512210	COMMUNICATIONS SERVICE AGREEME...	0.00	0.00	40.00	214.64	214.64	-214.64
230-7100-512220	UTILITIES	0.00	0.00	1,741.76	5,946.75	5,946.75	-5,946.75
230-7100-512240	RENTS & CONTRACTUALS	0.00	0.00	3,251.08	3,438.84	4,948.76	-4,948.76
230-7100-513210	MEMBERSHIP DUES, SUBSCR	0.00	0.00	290.50	721.50	721.50	-721.50
230-7100-513302	MACHINES & EQUIPMENT	0.00	0.00	419.57	8,108.90	8,108.90	-8,108.90
ExpType: 51 - Contractual and Maintenance Services Total:		0.00	0.00	5,742.91	18,430.63	19,940.55	-19,940.55
ExpType: 52 - Supplies, Materials and Small Equipment							
230-7100-521300	OFFICE SUPPLIES	0.00	0.00	0.00	75.48	75.48	-75.48
230-7100-522300	WEARING APPAREL	0.00	0.00	0.00	1,105.15	1,105.15	-1,105.15
230-7100-522301	TOOLS	0.00	0.00	1,987.89	2,460.50	2,460.50	-2,460.50
230-7100-522302	BOTANICAL & AGRICULTURAL	0.00	0.00	0.00	1,136.00	1,136.00	-1,136.00
230-7100-522305	MOTOR VEHICLE FUEL	0.00	0.00	914.60	914.60	9,746.56	-9,746.56
230-7100-522307	CHEMICALS-MEDICAL & LAB	0.00	0.00	540.71	4,890.92	4,890.92	-4,890.92
230-7100-523301	OFFICE FURNITURE	0.00	0.00	166.68	166.68	166.68	-166.68
ExpType: 52 - Supplies, Materials and Small Equipment Total:		0.00	0.00	3,609.88	10,749.33	19,581.29	-19,581.29
Division: 7100 - Ebony Golf Course Total:		0.00	0.00	32,634.08	123,633.78	133,975.66	-133,975.66

Unaudited Income Statement - Expenses

For Fiscal: 2022-2023 Period Ending: 01/31/2023

		Original Total Budget	Current Total Budget	MTD Activity	YTD Activity	YTD Activity + Encumbrances	Budget Remaining
Division: 9500 - Non-Departmental							
ExpType: 51 - Contractual and Maintenance Services							
230-9500-513230	CREDIT CARD MERCHANT CHARGES	0.00	0.00	0.00	1,441.02	1,441.02	-1,441.02
ExpType: 51 - Contractual and Maintenance Services Total:		0.00	0.00	0.00	1,441.02	1,441.02	-1,441.02
ExpType: 55 - Non-Dept - Other							
230-9500-551401	FLAT RATE ASSESSMENT	0.00	0.00	0.00	1,226.60	1,226.60	-1,226.60
230-9500-551402	GENERAL INSURANCE	0.00	0.00	0.00	6,525.16	6,525.16	-6,525.16
230-9500-551421	PURCHASES FOR RESALE	0.00	0.00	3,594.44	7,367.93	7,367.93	-7,367.93
230-9500-551422	PURCH FOR RESALE RSTRNT	0.00	0.00	490.26	2,045.37	9,307.70	-9,307.70
ExpType: 55 - Non-Dept - Other Total:		0.00	0.00	4,084.70	17,165.06	24,427.39	-24,427.39
ExpType: 70 - Debt Service							
230-9500-701730	LEASES PAYABLE PRINCIPAL	0.00	0.00	3,056.34	12,205.41	12,205.41	-12,205.41
230-9500-702731	LEASES PAYABLE INTEREST	0.00	0.00	119.41	497.56	497.56	-497.56
ExpType: 70 - Debt Service Total:		0.00	0.00	3,175.75	12,702.97	12,702.97	-12,702.97
Division: 9500 - Non-Departmental Total:		0.00	0.00	7,260.45	31,309.05	38,571.38	-38,571.38
Expense Total:		0.00	0.00	39,894.53	154,942.83	172,547.04	-172,547.04
Fund: 230 - EBONY GOLF COURSE FUND Total:		0.00	0.00	39,894.53	154,942.83	172,547.04	-172,547.04
Fund: 240 - LOS LAGOS GOLF CLUB FUND							
Expense							
Division: 7200 - Los Lagos Golf Club							
ExpType: 50 - Personnel Services							
240-7200-501100	SALARIES	0.00	0.00	54,007.08	243,635.96	243,635.96	-243,635.96
240-7200-501101	LONGEVITY	0.00	0.00	2,667.00	11,648.00	11,648.00	-11,648.00
240-7200-501102	OVERTIME	0.00	0.00	451.81	1,257.55	1,257.55	-1,257.55
240-7200-501110	PART-TIME WAGES	0.00	0.00	12,268.52	53,904.28	53,904.28	-53,904.28
240-7200-502100	TAXES	0.00	0.00	5,253.11	23,297.02	23,297.02	-23,297.02
240-7200-502101	RETIREMENT	0.00	0.00	9,547.63	42,438.90	42,438.90	-42,438.90
240-7200-502102	GROUP INSURANCE	0.00	0.00	12,056.02	48,695.84	48,695.84	-48,695.84
240-7200-502103	DISABILITY INSURANCE	0.00	0.00	148.52	667.00	667.00	-667.00
240-7200-502104	WORKERS COMPENSATION INS	0.00	0.00	0.00	12,217.00	12,217.00	-12,217.00
ExpType: 50 - Personnel Services Total:		0.00	0.00	96,399.69	437,761.55	437,761.55	-437,761.55
ExpType: 51 - Contractual and Maintenance Services							
240-7200-512210	COMMUNICATIONS SERVICE AGREEME...	0.00	0.00	797.18	12,266.07	12,266.07	-12,266.07
240-7200-512220	UTILITIES	0.00	0.00	3,577.42	12,635.26	12,635.26	-12,635.26
240-7200-512240	RENTS & CONTRACTUALS	0.00	0.00	7,626.06	33,908.20	84,316.80	-84,316.80
240-7200-513200	TRAVEL, TRAINING, MEETINGS	0.00	0.00	0.00	886.04	886.04	-886.04
240-7200-513210	MEMBERSHIP DUES, SUBSCR	0.00	0.00	264.00	3,944.26	3,944.26	-3,944.26
240-7200-513290	OTHER	0.00	0.00	775.00	775.00	775.00	-775.00
240-7200-513300	MOTOR VEHICLES - MAINTENANCE	0.00	0.00	2,414.60	3,187.85	3,187.85	-3,187.85
240-7200-513302	MACHINES & EQUIPMENT	0.00	0.00	2,073.40	11,388.11	12,580.36	-12,580.36
ExpType: 51 - Contractual and Maintenance Services Total:		0.00	0.00	17,527.66	78,990.79	130,591.64	-130,591.64
ExpType: 52 - Supplies, Materials and Small Equipment							
240-7200-521300	OFFICE SUPPLIES	0.00	0.00	287.04	1,062.28	1,062.28	-1,062.28
240-7200-522300	WEARING APPAREL	0.00	0.00	0.00	1,662.50	1,662.50	-1,662.50
240-7200-522301	TOOLS	0.00	0.00	892.68	4,004.37	4,004.37	-4,004.37
240-7200-522302	BOTANICAL & AGRICULTURAL	0.00	0.00	21,252.09	39,046.27	46,020.09	-46,020.09
240-7200-522305	MOTOR VEHICLE FUEL	0.00	0.00	1,306.34	4,601.69	14,394.98	-14,394.98
240-7200-522306	JANITORIAL	0.00	0.00	106.38	433.52	483.51	-483.51
240-7200-522312	BUILDING	0.00	0.00	1,462.02	3,944.49	3,944.49	-3,944.49
240-7200-523302	MACHINES & EQUIPMENT	0.00	0.00	0.00	2,213.14	2,213.14	-2,213.14
240-7200-525340	WATER & SANITARY SEWER	0.00	0.00	218.63	1,812.91	1,812.91	-1,812.91
ExpType: 52 - Supplies, Materials and Small Equipment Total:		0.00	0.00	25,525.18	58,781.17	75,598.27	-75,598.27
ExpType: 60 - Capital Outlay							
240-7200-605590	OTHER CAPITAL OUTLAY	0.00	0.00	0.00	14,539.35	40.35	-40.35
ExpType: 60 - Capital Outlay Total:		0.00	0.00	0.00	14,539.35	40.35	-40.35
Division: 7200 - Los Lagos Golf Club Total:		0.00	0.00	139,452.53	590,072.86	643,991.81	-643,991.81

Unaudited Income Statement - Expenses

For Fiscal: 2022-2023 Period Ending: 01/31/2023

	Original Total Budget	Current Total Budget	MTD Activity	YTD Activity	YTD Activity + Encumbrances	Budget Remaining
Division: 9500 - Non-Departmental						
ExpType: 51 - Contractual and Maintenance Services						
240-9500-513230 CREDIT CARD MERCHANT CHARGES	0.00	0.00	0.00	8,096.19	8,096.19	-8,096.19
ExpType: 51 - Contractual and Maintenance Services Total:	0.00	0.00	0.00	8,096.19	8,096.19	-8,096.19
ExpType: 55 - Non-Dept - Other						
240-9500-551401 FLAT RATE ASSESSMENT	0.00	0.00	0.00	2,447.40	2,447.40	-2,447.40
240-9500-551402 GENERAL INSURANCE	0.00	0.00	0.00	20,624.19	20,624.19	-20,624.19
240-9500-551421 PURCHASES FOR RESALE	0.00	0.00	7,007.67	22,525.74	73,320.52	-73,320.52
240-9500-551422 PURCH FOR RESALE RSTRNT	0.00	0.00	19,186.64	51,162.60	68,743.85	-68,743.85
ExpType: 55 - Non-Dept - Other Total:	0.00	0.00	26,194.31	96,759.93	165,135.96	-165,135.96
ExpType: 70 - Debt Service						
240-9500-701730 LEASES PAYABLE PRINCIPAL	0.00	0.00	7,251.01	29,569.54	29,569.54	-29,569.54
240-9500-702731 LEASES PAYABLE INTEREST	0.00	0.00	527.08	2,133.77	2,133.77	-2,133.77
ExpType: 70 - Debt Service Total:	0.00	0.00	7,778.09	31,703.31	31,703.31	-31,703.31
Division: 9500 - Non-Departmental Total:	0.00	0.00	33,972.40	136,559.43	204,935.46	-204,935.46
Expense Total:	0.00	0.00	173,424.93	726,632.29	848,927.27	-848,927.27
Fund: 240 - LOS LAGOS GOLF CLUB FUND Total:	0.00	0.00	173,424.93	726,632.29	848,927.27	-848,927.27
Report Surplus (Deficit):	0.00	0.00	-9,357,838.56	-39,940,672.88	-44,180,343.27	

Group Summary

ExpType	Original Total Budget	Current Total Budget	MTD Activity	YTD Activity	YTD Activity + Encumbrances	Budget Remaining
Fund: 100 - GENERAL FUND						
Expense						
Division: 0100 - Mayor & Council						
50 - Personnel Services	0.00	0.00	2,160.27	10,403.28	10,403.28	-10,403.28
51 - Contractual and Maintenance Services	0.00	0.00	506.37	14,479.40	14,479.40	-14,479.40
52 - Supplies, Materials and Small Equipment	0.00	0.00	816.85	1,209.54	1,209.54	-1,209.54
Division: 0100 - Mayor & Council Total:	0.00	0.00	3,483.49	26,092.22	26,092.22	-26,092.22
Division: 0200 - City Manager						
50 - Personnel Services	0.00	0.00	95,770.45	431,006.55	431,006.55	-431,006.55
51 - Contractual and Maintenance Services	0.00	0.00	57,359.51	132,435.67	142,947.67	-142,947.67
52 - Supplies, Materials and Small Equipment	0.00	0.00	295.58	3,017.12	3,017.12	-3,017.12
80 - Grants Incentives	0.00	0.00	3,461.68	46,192.80	46,192.80	-46,192.80
Division: 0200 - City Manager Total:	0.00	0.00	156,887.22	612,652.14	623,164.14	-623,164.14
Division: 0300 - Legal						
50 - Personnel Services	0.00	0.00	7,428.67	32,838.61	32,838.61	-32,838.61
51 - Contractual and Maintenance Services	0.00	0.00	8,906.17	24,511.01	24,511.01	-24,511.01
52 - Supplies, Materials and Small Equipment	0.00	0.00	77.54	847.12	5,143.12	-5,143.12
Division: 0300 - Legal Total:	0.00	0.00	16,412.38	58,196.74	62,492.74	-62,492.74
Division: 0400 - City Secretary						
50 - Personnel Services	0.00	0.00	36,455.36	164,334.12	164,334.12	-164,334.12
51 - Contractual and Maintenance Services	0.00	0.00	612.71	5,994.39	29,402.34	-29,402.34
52 - Supplies, Materials and Small Equipment	0.00	0.00	-94.05	2,807.65	2,807.65	-2,807.65
Division: 0400 - City Secretary Total:	0.00	0.00	36,974.02	173,136.16	196,544.11	-196,544.11
Division: 0500 - Finance						
50 - Personnel Services	0.00	0.00	80,531.10	413,502.53	413,502.53	-413,502.53
51 - Contractual and Maintenance Services	0.00	0.00	2,860.83	15,215.05	47,399.05	-47,399.05
52 - Supplies, Materials and Small Equipment	0.00	0.00	257.62	2,234.12	2,234.12	-2,234.12
Division: 0500 - Finance Total:	0.00	0.00	83,649.55	430,951.70	463,135.70	-463,135.70
Division: 0600 - Human Resources						
50 - Personnel Services	0.00	0.00	72,741.75	317,804.81	317,804.81	-317,804.81
51 - Contractual and Maintenance Services	0.00	0.00	29,653.78	49,763.71	85,652.71	-85,652.71
52 - Supplies, Materials and Small Equipment	0.00	0.00	1,269.83	17,325.81	19,912.81	-19,912.81
Division: 0600 - Human Resources Total:	0.00	0.00	103,665.36	384,894.33	423,370.33	-423,370.33
Division: 0700 - Municipal Court						
50 - Personnel Services	0.00	0.00	74,163.63	321,694.69	321,694.69	-321,694.69
51 - Contractual and Maintenance Services	0.00	0.00	684.50	19,733.00	37,445.00	-37,445.00
52 - Supplies, Materials and Small Equipment	0.00	0.00	1,260.98	3,089.18	3,089.18	-3,089.18
60 - Capital Outlay	0.00	0.00	0.00	0.00	-56,520.00	56,520.00
Division: 0700 - Municipal Court Total:	0.00	0.00	76,109.11	344,516.87	305,708.87	-305,708.87
Division: 0800 - Engineering						
50 - Personnel Services	0.00	0.00	83,971.74	374,534.19	374,534.19	-374,534.19
51 - Contractual and Maintenance Services	0.00	0.00	16,690.16	29,798.58	41,610.09	-41,610.09
52 - Supplies, Materials and Small Equipment	0.00	0.00	1,561.46	20,001.15	20,001.15	-20,001.15
60 - Capital Outlay	0.00	0.00	14,424.91	14,424.91	14,424.91	-14,424.91
Division: 0800 - Engineering Total:	0.00	0.00	116,648.27	438,758.83	450,570.34	-450,570.34
Division: 0900 - Planning & Zoning						
50 - Personnel Services	0.00	0.00	54,690.35	241,404.66	241,404.66	-241,404.66
51 - Contractual and Maintenance Services	0.00	0.00	1,114.81	15,531.91	24,507.91	-24,507.91
52 - Supplies, Materials and Small Equipment	0.00	0.00	1,694.92	2,819.44	2,819.44	-2,819.44
Division: 0900 - Planning & Zoning Total:	0.00	0.00	57,500.08	259,756.01	268,732.01	-268,732.01
Division: 1000 - Information Technology						
50 - Personnel Services	0.00	0.00	89,569.51	386,544.58	386,544.58	-386,544.58
51 - Contractual and Maintenance Services	0.00	0.00	39,431.33	131,169.47	361,089.92	-361,089.92
52 - Supplies, Materials and Small Equipment	0.00	0.00	6,580.07	13,926.31	39,611.69	-39,611.69

Unaudited Income Statement - Expenses
For Fiscal: 2022-2023 Period Ending: 01/31/2023

ExpType	Original Total Budget	Current Total Budget	MTD Activity	YTD Activity	YTD Activity + Encumbrances	Budget Remaining
60 - Capital Outlay	0.00	0.00	0.00	38,478.24	0.00	0.00
Division: 1000 - Information Technology Total:	0.00	0.00	135,580.91	570,118.60	787,246.19	-787,246.19
Division: 1100 - Communications and Media						
50 - Personnel Services	0.00	0.00	58,109.58	258,920.48	258,920.48	-258,920.48
51 - Contractual and Maintenance Services	0.00	0.00	5,731.41	25,520.61	25,520.61	-25,520.61
52 - Supplies, Materials and Small Equipment	0.00	0.00	2,167.91	3,282.53	3,282.53	-3,282.53
Division: 1100 - Communications and Media Total:	0.00	0.00	66,008.90	287,723.62	287,723.62	-287,723.62
Division: 1600 - City Hall						
51 - Contractual and Maintenance Services	0.00	0.00	10,625.74	29,901.53	94,919.03	-94,919.03
52 - Supplies, Materials and Small Equipment	0.00	0.00	28.81	662.07	1,823.37	-1,823.37
Division: 1600 - City Hall Total:	0.00	0.00	10,654.55	30,563.60	96,742.40	-96,742.40
Division: 2000 - Police						
50 - Personnel Services	0.00	0.00	1,802,685.04	8,318,146.66	8,318,146.66	-8,318,146.66
51 - Contractual and Maintenance Services	0.00	0.00	87,099.64	423,097.50	507,648.24	-507,648.24
52 - Supplies, Materials and Small Equipment	0.00	0.00	48,134.06	202,673.85	739,732.74	-739,732.74
60 - Capital Outlay	0.00	0.00	55,108.00	134,889.72	0.00	0.00
Division: 2000 - Police Total:	0.00	0.00	1,993,026.74	9,078,807.73	9,565,527.64	-9,565,527.64
Division: 2500 - Fire						
50 - Personnel Services	0.00	0.00	553,561.70	2,601,342.38	2,601,342.38	-2,601,342.38
51 - Contractual and Maintenance Services	0.00	0.00	51,573.72	122,139.84	175,567.66	-175,567.66
52 - Supplies, Materials and Small Equipment	0.00	0.00	37,410.83	104,355.44	201,101.76	-201,101.76
60 - Capital Outlay	0.00	0.00	63,150.25	100,671.21	170,500.25	-170,500.25
Division: 2500 - Fire Total:	0.00	0.00	705,696.50	2,928,508.87	3,148,512.05	-3,148,512.05
Division: 2501 - Fire Prevention						
50 - Personnel Services	0.00	0.00	76,647.68	367,792.66	367,792.66	-367,792.66
51 - Contractual and Maintenance Services	0.00	0.00	1,010.66	11,611.44	14,773.69	-14,773.69
52 - Supplies, Materials and Small Equipment	0.00	0.00	3,952.46	24,599.36	26,789.44	-26,789.44
Division: 2501 - Fire Prevention Total:	0.00	0.00	81,610.80	404,003.46	409,355.79	-409,355.79
Division: 3000 - Public Works Administration						
50 - Personnel Services	0.00	0.00	35,168.47	158,693.70	158,693.70	-158,693.70
51 - Contractual and Maintenance Services	0.00	0.00	30,099.78	33,362.81	33,362.81	-33,362.81
52 - Supplies, Materials and Small Equipment	0.00	0.00	2,396.40	71,952.57	71,952.57	-71,952.57
Division: 3000 - Public Works Administration Total:	0.00	0.00	67,664.65	264,009.08	264,009.08	-264,009.08
Division: 3001 - Streets						
50 - Personnel Services	0.00	0.00	170,254.41	803,285.30	803,285.30	-803,285.30
51 - Contractual and Maintenance Services	0.00	0.00	137,367.30	435,936.07	492,339.99	-492,339.99
52 - Supplies, Materials and Small Equipment	0.00	0.00	30,080.63	138,836.80	175,713.96	-175,713.96
60 - Capital Outlay	0.00	0.00	0.00	165,503.00	0.00	0.00
Division: 3001 - Streets Total:	0.00	0.00	337,702.34	1,543,561.17	1,471,339.25	-1,471,339.25
Division: 3002 - ROW						
50 - Personnel Services	0.00	0.00	111,325.30	487,814.27	487,814.27	-487,814.27
51 - Contractual and Maintenance Services	0.00	0.00	14,015.25	75,666.83	81,018.83	-81,018.83
52 - Supplies, Materials and Small Equipment	0.00	0.00	13,700.98	73,975.14	82,047.20	-82,047.20
60 - Capital Outlay	0.00	0.00	78,649.32	38,849.32	-26,259.00	26,259.00
Division: 3002 - ROW Total:	0.00	0.00	217,690.85	676,305.56	624,621.30	-624,621.30
Division: 4000 - Parks						
50 - Personnel Services	0.00	0.00	185,845.28	819,096.68	819,096.68	-819,096.68
51 - Contractual and Maintenance Services	0.00	0.00	9,996.24	61,995.47	85,098.47	-85,098.47
52 - Supplies, Materials and Small Equipment	0.00	0.00	50,575.85	185,346.59	198,718.33	-198,718.33
60 - Capital Outlay	0.00	0.00	42,990.00	215,625.00	675.00	-675.00
Division: 4000 - Parks Total:	0.00	0.00	289,407.37	1,282,063.74	1,103,588.48	-1,103,588.48
Division: 4002 - Recreation						
50 - Personnel Services	0.00	0.00	134,596.30	619,884.75	619,884.75	-619,884.75
51 - Contractual and Maintenance Services	0.00	0.00	18,597.94	47,326.39	78,468.78	-78,468.78
52 - Supplies, Materials and Small Equipment	0.00	0.00	41,625.33	77,699.16	125,884.27	-125,884.27

Unaudited Income Statement - Expenses
For Fiscal: 2022-2023 Period Ending: 01/31/2023

ExpType	Original Total Budget	Current Total Budget	MTD Activity	YTD Activity	YTD Activity + Encumbrances	Budget Remaining
60 - Capital Outlay	0.00	0.00	0.00	53,000.00	0.00	0.00
Division: 4002 - Recreation Total:	0.00	0.00	194,819.57	797,910.30	824,237.80	-824,237.80
Division: 4003 - World Birding Center						
50 - Personnel Services	0.00	0.00	43,249.73	188,206.19	188,206.19	-188,206.19
51 - Contractual and Maintenance Services	0.00	0.00	5,075.87	15,039.39	38,319.39	-38,319.39
52 - Supplies, Materials and Small Equipment	0.00	0.00	5,632.43	15,051.65	16,034.94	-16,034.94
55 - Non-Dept - Other	0.00	0.00	0.00	3,376.46	5,009.96	-5,009.96
60 - Capital Outlay	0.00	0.00	0.00	16,437.54	24,233.43	-24,233.43
Division: 4003 - World Birding Center Total:	0.00	0.00	53,958.03	238,111.23	271,803.91	-271,803.91
Division: 4004 - Bldg Maint						
50 - Personnel Services	0.00	0.00	173,369.23	628,375.76	628,375.76	-628,375.76
51 - Contractual and Maintenance Services	0.00	0.00	99,096.58	317,161.10	313,984.27	-313,984.27
52 - Supplies, Materials and Small Equipment	0.00	0.00	15,596.42	93,712.47	100,460.66	-100,460.66
60 - Capital Outlay	0.00	0.00	130,153.50	130,153.50	-3,904.61	3,904.61
Division: 4004 - Bldg Maint Total:	0.00	0.00	418,215.73	1,169,402.83	1,038,916.08	-1,038,916.08
Division: 4100 - Library						
50 - Personnel Services	0.00	0.00	137,924.19	628,858.83	628,858.83	-628,858.83
51 - Contractual and Maintenance Services	0.00	0.00	5,500.02	107,079.61	154,068.90	-154,068.90
52 - Supplies, Materials and Small Equipment	0.00	0.00	2,979.84	53,970.14	54,789.14	-54,789.14
55 - Non-Dept - Other	0.00	0.00	-72.40	7,788.96	8,000.07	-8,000.07
Division: 4100 - Library Total:	0.00	0.00	146,331.65	797,697.54	845,716.94	-845,716.94
Division: 5000 - Grants Administration						
50 - Personnel Services	0.00	0.00	35,200.46	153,489.94	153,489.94	-153,489.94
51 - Contractual and Maintenance Services	0.00	0.00	368.32	6,542.41	10,838.41	-10,838.41
52 - Supplies, Materials and Small Equipment	0.00	0.00	274.89	836.78	836.78	-836.78
Division: 5000 - Grants Administration Total:	0.00	0.00	35,843.67	160,869.13	165,165.13	-165,165.13
Division: 5900 - Building Safety						
50 - Personnel Services	0.00	0.00	146,518.50	656,431.59	656,431.59	-656,431.59
51 - Contractual and Maintenance Services	0.00	0.00	10,623.67	149,864.75	158,840.75	-158,840.75
52 - Supplies, Materials and Small Equipment	0.00	0.00	4,371.56	14,370.67	19,272.62	-19,272.62
Division: 5900 - Building Safety Total:	0.00	0.00	161,513.73	820,667.01	834,544.96	-834,544.96
Division: 8000 - EEDC Administration						
50 - Personnel Services	0.00	0.00	9.00	3,161.62	3,161.62	-3,161.62
51 - Contractual and Maintenance Services	0.00	0.00	0.00	241.35	241.35	-241.35
Division: 8000 - EEDC Administration Total:	0.00	0.00	9.00	3,402.97	3,402.97	-3,402.97
Division: 9500 - Non-Departmental						
51 - Contractual and Maintenance Services	0.00	0.00	102,803.17	1,160,758.36	1,387,424.88	-1,387,424.88
55 - Non-Dept - Other	0.00	0.00	107,455.49	1,155,209.90	1,155,209.90	-1,155,209.90
70 - Debt Service	0.00	0.00	291,085.96	1,276,966.53	1,276,966.53	-1,276,966.53
Division: 9500 - Non-Departmental Total:	0.00	0.00	501,344.62	3,592,934.79	3,819,601.31	-3,819,601.31
Expense Total:	0.00	0.00	6,068,409.09	27,375,616.23	28,381,865.36	-28,381,865.36
Fund: 100 - GENERAL FUND Total:	0.00	0.00	6,068,409.09	27,375,616.23	28,381,865.36	-28,381,865.36
Fund: 113 - HOTEL OCCUPANCY TAX FUND						
Expense						
Division: 9500 - Non-Departmental						
51 - Contractual and Maintenance Services	0.00	0.00	0.00	2,516.40	2,516.40	-2,516.40
55 - Non-Dept - Other	0.00	0.00	5,489.68	60,794.95	60,794.95	-60,794.95
60 - Capital Outlay	0.00	0.00	3,225.50	3,225.50	3,225.50	-3,225.50
80 - Grants Incentives	0.00	0.00	41,666.63	98,259.34	312,842.82	-312,842.82
Division: 9500 - Non-Departmental Total:	0.00	0.00	50,381.81	164,796.19	379,379.67	-379,379.67
Expense Total:	0.00	0.00	50,381.81	164,796.19	379,379.67	-379,379.67
Fund: 113 - HOTEL OCCUPANCY TAX FUND Total:	0.00	0.00	50,381.81	164,796.19	379,379.67	-379,379.67

Unaudited Income Statement - Expenses
For Fiscal: 2022-2023 Period Ending: 01/31/2023

ExpType	Original Total Budget	Current Total Budget	MTD Activity	YTD Activity	YTD Activity + Encumbrances	Budget Remaining
Fund: 150 - DEBT SERVICE FUND						
Expense						
Division: 9500 - Non-Departmental						
70 - Debt Service	0.00	0.00	0.00	500.00	500.00	-500.00
Division: 9500 - Non-Departmental Total:	0.00	0.00	0.00	500.00	500.00	-500.00
Expense Total:	0.00	0.00	0.00	500.00	500.00	-500.00
Fund: 150 - DEBT SERVICE FUND Total:	0.00	0.00	0.00	500.00	500.00	-500.00
Fund: 200 - UTILITY FUND						
Expense						
Division: 0500 - Finance						
50 - Personnel Services	0.00	0.00	31,620.61	140,205.23	140,205.23	-140,205.23
51 - Contractual and Maintenance Services	0.00	0.00	22,843.22	62,582.61	92,479.11	-92,479.11
52 - Supplies, Materials and Small Equipment	0.00	0.00	0.00	3,825.82	1,722.72	-1,722.72
Division: 0500 - Finance Total:	0.00	0.00	54,463.83	206,613.66	234,407.06	-234,407.06
Division: 6000 - Utility Administration						
50 - Personnel Services	0.00	0.00	54,724.10	243,698.97	243,698.97	-243,698.97
51 - Contractual and Maintenance Services	0.00	0.00	1,126.06	3,527.24	3,697.79	-3,697.79
52 - Supplies, Materials and Small Equipment	0.00	0.00	241.69	2,875.92	2,875.92	-2,875.92
60 - Capital Outlay	0.00	0.00	0.00	9,000.00	0.00	0.00
Division: 6000 - Utility Administration Total:	0.00	0.00	56,091.85	259,102.13	250,272.68	-250,272.68
Division: 6100 - Water Plant						
50 - Personnel Services	0.00	0.00	95,828.82	457,980.66	457,980.66	-457,980.66
51 - Contractual and Maintenance Services	0.00	0.00	128,355.31	417,365.48	429,702.68	-429,702.68
52 - Supplies, Materials and Small Equipment	0.00	0.00	179,693.62	351,349.92	1,192,811.94	-1,192,811.94
60 - Capital Outlay	0.00	0.00	0.00	6,635.00	0.00	0.00
Division: 6100 - Water Plant Total:	0.00	0.00	403,877.75	1,233,331.06	2,080,495.28	-2,080,495.28
Division: 6200 - Waste Water Treatment Plant						
50 - Personnel Services	0.00	0.00	134,795.54	633,187.19	633,187.19	-633,187.19
51 - Contractual and Maintenance Services	0.00	0.00	108,731.25	300,629.28	380,939.56	-380,939.56
52 - Supplies, Materials and Small Equipment	0.00	0.00	52,039.43	125,346.31	241,464.50	-241,464.50
60 - Capital Outlay	0.00	0.00	387,489.20	593,002.82	196,552.00	-196,552.00
Division: 6200 - Waste Water Treatment Plant Total:	0.00	0.00	683,055.42	1,652,165.60	1,452,143.25	-1,452,143.25
Division: 6300 - Systems						
50 - Personnel Services	0.00	0.00	207,333.43	904,588.95	904,588.95	-904,588.95
51 - Contractual and Maintenance Services	0.00	0.00	46,197.94	195,610.04	384,206.91	-384,206.91
52 - Supplies, Materials and Small Equipment	0.00	0.00	26,177.43	78,617.49	371,937.26	-371,937.26
60 - Capital Outlay	0.00	0.00	0.00	60,813.05	131.00	-131.00
Division: 6300 - Systems Total:	0.00	0.00	279,708.80	1,239,629.53	1,660,864.12	-1,660,864.12
Division: 9500 - Non-Departmental						
51 - Contractual and Maintenance Services	0.00	0.00	58,685.55	176,831.00	176,831.00	-176,831.00
55 - Non-Dept - Other	0.00	0.00	12,126.94	283,710.18	283,710.18	-283,710.18
70 - Debt Service	0.00	0.00	127,417.41	486,987.49	486,987.49	-486,987.49
Division: 9500 - Non-Departmental Total:	0.00	0.00	198,229.90	947,528.67	947,528.67	-947,528.67
Expense Total:	0.00	0.00	1,675,427.55	5,538,370.65	6,625,711.06	-6,625,711.06
Fund: 200 - UTILITY FUND Total:	0.00	0.00	1,675,427.55	5,538,370.65	6,625,711.06	-6,625,711.06
Fund: 201 - UTILITIES PROJECTS FUND						
Expense						
Division: 6200 - Waste Water Treatment Plant						
62 - Capital Projects - Enterprise	0.00	0.00	89,680.00	209,040.00	0.00	0.00
Division: 6200 - Waste Water Treatment Plant Total:	0.00	0.00	89,680.00	209,040.00	0.00	0.00

Unaudited Income Statement - Expenses
For Fiscal: 2022-2023 Period Ending: 01/31/2023

ExpType	Original Total Budget	Current Total Budget	MTD Activity	YTD Activity	YTD Activity + Encumbrances	Budget Remaining
Division: 6300 - Systems						
62 - Capital Projects - Enterprise	0.00	0.00	0.00	62,192.47	0.00	0.00
Division: 6300 - Systems Total:	0.00	0.00	0.00	62,192.47	0.00	0.00
Expense Total:	0.00	0.00	89,680.00	271,232.47	0.00	0.00
Fund: 201 - UTILITIES PROJECTS FUND Total:	0.00	0.00	89,680.00	271,232.47	0.00	0.00
Fund: 210 - SOLID WASTE MANAGEMENT FUND						
Expense						
Division: 6500 - Landfill						
50 - Personnel Services	0.00	0.00	489,471.68	2,166,137.24	2,166,137.24	-2,166,137.24
51 - Contractual and Maintenance Services	0.00	0.00	123,326.51	547,054.76	1,161,163.27	-1,161,163.27
52 - Supplies, Materials and Small Equipment	0.00	0.00	194,528.97	538,903.19	1,796,021.23	-1,796,021.23
60 - Capital Outlay	0.00	0.00	0.00	519,290.00	519,290.00	-519,290.00
Division: 6500 - Landfill Total:	0.00	0.00	807,327.16	3,771,385.19	5,642,611.74	-5,642,611.74
Division: 9500 - Non-Departmental						
51 - Contractual and Maintenance Services	0.00	0.00	17,529.45	71,107.94	71,107.94	-71,107.94
55 - Non-Dept - Other	0.00	0.00	1,790.38	300,404.45	300,404.45	-300,404.45
70 - Debt Service	0.00	0.00	197,684.94	777,635.27	777,635.27	-777,635.27
Division: 9500 - Non-Departmental Total:	0.00	0.00	217,004.77	1,149,147.66	1,149,147.66	-1,149,147.66
Expense Total:	0.00	0.00	1,024,331.93	4,920,532.85	6,791,759.40	-6,791,759.40
Fund: 210 - SOLID WASTE MANAGEMENT FUND Total:	0.00	0.00	1,024,331.93	4,920,532.85	6,791,759.40	-6,791,759.40
Fund: 220 - EDINBURG INTERNATIONAL AIRPORT						
Expense						
Division: 7000 - Aviation						
50 - Personnel Services	0.00	0.00	38,909.02	175,076.45	175,076.45	-175,076.45
51 - Contractual and Maintenance Services	0.00	0.00	82,665.73	177,074.80	231,642.03	-231,642.03
52 - Supplies, Materials and Small Equipment	0.00	0.00	4,107.34	11,087.20	19,547.97	-19,547.97
60 - Capital Outlay	0.00	0.00	0.00	20,000.00	148,576.10	-148,576.10
Division: 7000 - Aviation Total:	0.00	0.00	125,682.09	383,238.45	574,842.55	-574,842.55
Division: 9500 - Non-Departmental						
51 - Contractual and Maintenance Services	0.00	0.00	4,628.38	14,867.98	14,867.98	-14,867.98
55 - Non-Dept - Other	0.00	0.00	87,488.16	318,549.42	318,549.42	-318,549.42
70 - Debt Service	0.00	0.00	18,490.09	71,393.52	71,393.52	-71,393.52
Division: 9500 - Non-Departmental Total:	0.00	0.00	110,606.63	404,810.92	404,810.92	-404,810.92
Expense Total:	0.00	0.00	236,288.72	788,049.37	979,653.47	-979,653.47
Fund: 220 - EDINBURG INTERNATIONAL AIRPORT Total:	0.00	0.00	236,288.72	788,049.37	979,653.47	-979,653.47
Fund: 230 - EBONY GOLF COURSE FUND						
Expense						
Division: 7100 - Ebony Golf Course						
50 - Personnel Services	0.00	0.00	23,281.29	94,453.82	94,453.82	-94,453.82
51 - Contractual and Maintenance Services	0.00	0.00	5,742.91	18,430.63	19,940.55	-19,940.55
52 - Supplies, Materials and Small Equipment	0.00	0.00	3,609.88	10,749.33	19,581.29	-19,581.29
Division: 7100 - Ebony Golf Course Total:	0.00	0.00	32,634.08	123,633.78	133,975.66	-133,975.66
Division: 9500 - Non-Departmental						
51 - Contractual and Maintenance Services	0.00	0.00	0.00	1,441.02	1,441.02	-1,441.02
55 - Non-Dept - Other	0.00	0.00	4,084.70	17,165.06	24,427.39	-24,427.39
70 - Debt Service	0.00	0.00	3,175.75	12,702.97	12,702.97	-12,702.97
Division: 9500 - Non-Departmental Total:	0.00	0.00	7,260.45	31,309.05	38,571.38	-38,571.38
Expense Total:	0.00	0.00	39,894.53	154,942.83	172,547.04	-172,547.04
Fund: 230 - EBONY GOLF COURSE FUND Total:	0.00	0.00	39,894.53	154,942.83	172,547.04	-172,547.04
Fund: 240 - LOS LAGOS GOLF CLUB FUND						
Expense						
Division: 7200 - Los Lagos Golf Club						
50 - Personnel Services	0.00	0.00	96,399.69	437,761.55	437,761.55	-437,761.55
51 - Contractual and Maintenance Services	0.00	0.00	17,527.66	78,990.79	130,591.64	-130,591.64

Unaudited Income Statement - Expenses
For Fiscal: 2022-2023 Period Ending: 01/31/2023

ExpType	Original Total Budget	Current Total Budget	MTD Activity	YTD Activity	YTD Activity + Encumbrances	Budget Remaining
52 - Supplies, Materials and Small Equipment	0.00	0.00	25,525.18	58,781.17	75,598.27	-75,598.27
60 - Capital Outlay	0.00	0.00	0.00	14,539.35	40.35	-40.35
Division: 7200 - Los Lagos Golf Club Total:	0.00	0.00	139,452.53	590,072.86	643,991.81	-643,991.81
Division: 9500 - Non-Departmental						
51 - Contractual and Maintenance Services	0.00	0.00	0.00	8,096.19	8,096.19	-8,096.19
55 - Non-Dept - Other	0.00	0.00	26,194.31	96,759.93	165,135.96	-165,135.96
70 - Debt Service	0.00	0.00	7,778.09	31,703.31	31,703.31	-31,703.31
Division: 9500 - Non-Departmental Total:	0.00	0.00	33,972.40	136,559.43	204,935.46	-204,935.46
Expense Total:	0.00	0.00	173,424.93	726,632.29	848,927.27	-848,927.27
Fund: 240 - LOS LAGOS GOLF CLUB FUND Total:	0.00	0.00	173,424.93	726,632.29	848,927.27	-848,927.27
Total Surplus (Deficit):	0.00	0.00	-9,357,838.56	-39,940,672.88	-44,180,343.27	

Fund Summary

Fund	Original Total Budget	Current Total Budget	MTD Activity	YTD Activity	YTD Activity + Encumbrances	Budget Remaining
100 - GENERAL FUND	0.00	0.00	-6,068,409.09	-27,375,616.23	-28,381,865.36	28,381,865.36
113 - HOTEL OCCUPANCY TAX ...	0.00	0.00	-50,381.81	-164,796.19	-379,379.67	379,379.67
150 - DEBT SERVICE FUND	0.00	0.00	0.00	-500.00	-500.00	500.00
200 - UTILITY FUND	0.00	0.00	-1,675,427.55	-5,538,370.65	-6,625,711.06	6,625,711.06
201 - UTILITIES PROJECTS FUND	0.00	0.00	-89,680.00	-271,232.47	0.00	0.00
210 - SOLID WASTE MANAGE...	0.00	0.00	-1,024,331.93	-4,920,532.85	-6,791,759.40	6,791,759.40
220 - EDINBURG INTERNATIO...	0.00	0.00	-236,288.72	-788,049.37	-979,653.47	979,653.47
230 - EBONY GOLF COURSE F...	0.00	0.00	-39,894.53	-154,942.83	-172,547.04	172,547.04
240 - LOS LAGOS GOLF CLUB F...	0.00	0.00	-173,424.93	-726,632.29	-848,927.27	848,927.27
Total Surplus (Deficit):	0.00	0.00	-9,357,838.56	-39,940,672.88	-44,180,343.27	



Edinburg, TX

Unaudited Income Statement - Summary

Group Summary

For Fiscal: 2022-2023 Period Ending: 01/31/2023

Account Type	Original Total Budget	Current Total Budget	MTD Activity	YTD Activity	YTD Activity + Encumbrances	Budget Remaining
Fund: 100 - GENERAL FUND						
Revenue	0.00	0.00	7,626,727.64	27,697,291.77	27,697,291.77	-27,697,291.77
Expense	0.00	0.00	6,068,409.09	27,375,616.23	28,381,865.36	-28,381,865.36
Fund: 100 - GENERAL FUND Surplus (Deficit):	0.00	0.00	1,558,318.55	321,675.54	-684,573.59	684,573.59
Fund: 113 - HOTEL OCCUPANCY TAX FUND						
Revenue	0.00	0.00	83,735.95	303,876.64	303,876.64	-303,876.64
Expense	0.00	0.00	50,381.81	164,796.19	379,379.67	-379,379.67
Fund: 113 - HOTEL OCCUPANCY TAX FUND Surplus (Deficit):	0.00	0.00	33,354.14	139,080.45	-75,503.03	75,503.03
Fund: 150 - DEBT SERVICE FUND						
Revenue	0.00	0.00	1,878,816.50	5,883,887.97	5,883,887.97	-5,883,887.97
Expense	0.00	0.00	0.00	500.00	500.00	-500.00
Fund: 150 - DEBT SERVICE FUND Surplus (Deficit):	0.00	0.00	1,878,816.50	5,883,387.97	5,883,387.97	-5,883,387.97
Fund: 200 - UTILITY FUND						
Revenue	0.00	0.00	1,626,962.25	6,603,955.50	6,603,955.50	-6,603,955.50
Expense	0.00	0.00	1,675,427.55	5,538,370.65	6,625,711.06	-6,625,711.06
Fund: 200 - UTILITY FUND Surplus (Deficit):	0.00	0.00	-48,465.30	1,065,584.85	-21,755.56	21,755.56
Fund: 201 - UTILITIES PROJECTS FUND						
Revenue	0.00	0.00	0.00	20,387.00	20,387.00	-20,387.00
Expense	0.00	0.00	89,680.00	271,232.47	0.00	0.00
Fund: 201 - UTILITIES PROJECTS FUND Surplus (Deficit):	0.00	0.00	-89,680.00	-250,845.47	20,387.00	-20,387.00
Fund: 210 - SOLID WASTE MANAGEMENT FUND						
Revenue	0.00	0.00	1,931,348.88	7,450,997.41	7,409,288.04	-7,409,288.04
Expense	0.00	0.00	1,024,331.93	4,920,532.85	6,791,759.40	-6,791,759.40
Fund: 210 - SOLID WASTE MANAGEMENT FUND Surplus (Deficit):	0.00	0.00	907,016.95	2,530,464.56	617,528.64	-617,528.64
Fund: 220 - EDINBURG INTERNATIONAL AIRPORT						
Revenue	0.00	0.00	175,038.45	576,617.46	576,617.46	-576,617.46
Expense	0.00	0.00	236,288.72	788,049.37	979,653.47	-979,653.47
Fund: 220 - EDINBURG INTERNATIONAL AIRPORT Surplus (Deficit):	0.00	0.00	-61,250.27	-211,431.91	-403,036.01	403,036.01
Fund: 230 - EBONY GOLF COURSE FUND						
Revenue	0.00	0.00	37,577.12	113,882.23	113,882.23	-113,882.23
Expense	0.00	0.00	39,894.53	154,942.83	172,547.04	-172,547.04
Fund: 230 - EBONY GOLF COURSE FUND Surplus (Deficit):	0.00	0.00	-2,317.41	-41,060.60	-58,664.81	58,664.81
Fund: 240 - LOS LAGOS GOLF CLUB FUND						
Revenue	0.00	0.00	150,530.14	489,037.40	489,037.40	-489,037.40
Expense	0.00	0.00	173,424.93	726,632.29	848,927.27	-848,927.27
Fund: 240 - LOS LAGOS GOLF CLUB FUND Surplus (Deficit):	0.00	0.00	-22,894.79	-237,594.89	-359,889.87	359,889.87
Total Surplus (Deficit):	0.00	0.00	4,152,898.37	9,199,260.50	4,917,880.74	

Fund Summary

Fund	Original Total Budget	Current Total Budget	MTD Activity	YTD Activity	YTD Activity + Encumbrances	Budget Remaining
100 - GENERAL FUND	0.00	0.00	1,558,318.55	321,675.54	-684,573.59	684,573.59
113 - HOTEL OCCUPANCY TAX ...	0.00	0.00	33,354.14	139,080.45	-75,503.03	75,503.03
150 - DEBT SERVICE FUND	0.00	0.00	1,878,816.50	5,883,387.97	5,883,387.97	-5,883,387.97
200 - UTILITY FUND	0.00	0.00	-48,465.30	1,065,584.85	-21,755.56	21,755.56
201 - UTILITIES PROJECTS FUND	0.00	0.00	-89,680.00	-250,845.47	20,387.00	-20,387.00
210 - SOLID WASTE MANAGE...	0.00	0.00	907,016.95	2,530,464.56	617,528.64	-617,528.64
220 - EDINBURG INTERNATIO...	0.00	0.00	-61,250.27	-211,431.91	-403,036.01	403,036.01
230 - EBONY GOLF COURSE F...	0.00	0.00	-2,317.41	-41,060.60	-58,664.81	58,664.81
240 - LOS LAGOS GOLF CLUB F...	0.00	0.00	-22,894.79	-237,594.89	-359,889.87	359,889.87
Total Surplus (Deficit):	0.00	0.00	4,152,898.37	9,199,260.50	4,917,880.74	

City of Edinburg
General Fund
Budget vs Actual
As of January 31, 2023
Unaudited

FY 22/23						
	% of Budget	Original Budget	Current Budget	YTD Actual	% Used	Remaining
Revenues:						
Property Tax	0%	-	-	21,899,804	0%	(21,899,804)
Sales Tax	0%	-	-	4,203,327	0%	(4,203,327)
Franchise Tax	0%	-	-	33	0%	(33)
Permits	0%	-	-	327,189	0%	(327,189)
Administrative Services	0%	-	-	125,000	0%	(125,000)
Municipal Court	0%	-	-	233,836	0%	(233,836)
Other Fees	0%	-	-	475,285	0%	(475,285)
Recreational Fees	0%	-	-	193,647	0%	(193,647)
Grants	0%	-	-	-	0%	-
Miscellaneous	0%	-	-	239,170	0%	(239,170)
Debt Proceeds	0%	-	-	-	0%	-
Transfers In	0%	-	-	-	0%	-
Total	0%	-	-	27,697,292	0%	(27,697,292)
Expenditures: by Department						
Mayor & Council	0%	-	-	26,092	0%	(26,092)
City Manager	0%	-	-	612,652	0%	(612,652)
Legal	0%	-	-	58,197	0%	(58,197)
City Secretary	0%	-	-	173,136	0%	(173,136)
Finance	0%	-	-	430,952	0%	(430,952)
Human Resources	0%	-	-	384,894	0%	(384,894)
Municipal Court	0%	-	-	344,517	0%	(344,517)
Engineering	0%	-	-	438,759	0%	(438,759)
Planning & Zoning	0%	-	-	259,756	0%	(259,756)
Information Technology	0%	-	-	570,119	0%	(570,119)
Communications and Media	0%	-	-	287,724	0%	(287,724)
City Hall	0%	-	-	30,564	0%	(30,564)
Police	0%	-	-	9,078,808	0%	(9,078,808)
Fire	0%	-	-	2,928,509	0%	(2,928,509)
Fire Prevention	0%	-	-	404,003	0%	(404,003)
Public Works	0%	-	-	264,009	0%	(264,009)
Streets	0%	-	-	1,543,561	0%	(1,543,561)
ROW	0%	-	-	676,306	0%	(676,306)
Parks	0%	-	-	1,282,064	0%	(1,282,064)
Recreation	0%	-	-	797,910	0%	(797,910)
World Birding Center	0%	-	-	234,735	0%	(234,735)
Building Maintenance	0%	-	-	1,169,403	0%	(1,169,403)
Library and Cultural Arts	0%	-	-	801,074	0%	(801,074)
Grants Management	0%	-	-	160,869	0%	(160,869)
Building Safety	0%	-	-	820,667	0%	(820,667)
Economic Development	0%	-	-	3,403	0%	(3,403)
Non-Departmental	0%	-	-	3,592,935	0%	(3,591,305)
Total	0%	-	-	27,375,616	0%	(27,373,987)
Revenues Over/(Under) Expenditures:		-	-	321,676	0%	
Expenditures: by Type						
Personnel Services	0%	-	-	19,387,569	0%	(19,387,569)
Contractual/Maintenance	0%	-	-	2,347,312	0%	(2,347,312)
Supplies	0%	-	-	1,139,768	0%	(1,139,768)
Non-Departmental	0%	-	-	2,315,968	0%	(2,315,968)
Capital Outlay	0%	-	-	908,032	0%	(908,032)
Debt Service	0%	-	-	1,276,967	0%	(1,276,967)
Transfers Out	0%	-	-	-	0%	-
Total	0%	-	-	27,375,616	0%	(27,375,616)
Expenditures: by Function						
General Government	0%	-	-	6,774,940	0%	(6,774,940)
Public Safety	0%	-	-	12,411,320	0%	(12,411,320)
Highways and Streets	0%	-	-	2,922,635	0%	(2,919,950)
Health and Welfare	0%	-	-	2,150,939	0%	(2,150,939)
Cultural and Recreation	0%	-	-	3,115,783	0%	(3,115,475)
Total	0%	-	-	27,375,616	0%	(27,372,624)

City of Edinburg
General Fund
Budget vs Actual
As of January 31, 2023
Unaudited

	FY 22/23					
	% of Budget	Original Budget	Current Budget	YTD Actual	% of Budget	Remaining
Operations						
Operating Revenues						
Taxes	0%	-	-	26,103,165	0%	(26,103,165)
Permits	0%	-	-	327,189	0%	(327,189)
Fines & Fees	0%	-	-	902,768	0%	(902,768)
Administrative Services	0%	-	-	125,000	0%	(125,000)
Grants	0%	-	-	-	0%	-
Other	0%	-	-	239,170	0%	(239,170)
Total	0%	-	-	27,697,292	0%	(27,697,292)
		-	-	-		-
Operating Expenditures						
Personnel Costs	0%	-	-	19,387,569	0%	(19,387,569)
Contractual/Maintenance	0%	-	-	2,347,312	0%	(2,347,312)
Supplies	0%	-	-	1,139,768	0%	(1,139,768)
Non-Departmental ("Operating")	0%	-	-	1,175,598	0%	(1,175,598)
Total	0%	-	-	24,050,247	0%	(24,050,247)
Operating Income (Loss)		\$ -	\$ -	\$ 3,647,045	0%	
Non-Operating: Sources / (Uses)						
Debt Proceeds		-	-	-	0%	-
Capital Outlay		-	-	(908,032)	0%	(908,032)
Total		-	-	(908,032)	0%	(908,032)
Non-Operating: Transfers In / (Out)						
Transfers In		-	-	-	0%	-
Transfers Out		-	-	-	0%	-
Total		-	-	-	0%	-
Non-Operating: Debt Service / Other Non-Dept						
Debt Service		-	-	(1,276,967)	0%	(1,276,967)
Non-Departmental ("Non-Operating")		-	-	(1,140,370)	0%	(1,140,370)
Total		-	-	(2,417,337)	0%	(2,417,337)
Non-Operating Income (Loss)		\$ -	\$ -	\$ (3,325,369)	0%	

City of Edinburg
Utility Fund
Budget vs Actual
As of January 31, 2023
Unaudited

		FY 22/23				
		Budget %	Original Budget	Current Budget	YTD Actual	% of Budget Remaining
Revenues:						
Meter Water Sales		0%	-	-	4,174,387	0% (4,174,387)
Sewer Charges		0%	-	-	1,875,871	0% (1,875,871)
Other Charges		0%	-	-	510,510	0% (510,510)
Interest & Other Misc		0%	-	-	43,187	0% (43,187)
Debt Proceeds		0%	-	-	-	0% -
Total		0%	-	-	6,603,956	0% (6,603,956)
Expenses: by Department						
Administration		0%	-	-	259,102	0% (259,102)
Finance		0%	-	-	206,614	0% (206,614)
Water Plant		0%	-	-	1,233,331	0% (1,233,331)
Wastewater Treatment Plant		0%	-	-	1,652,166	0% (1,652,166)
Systems		0%	-	-	1,239,630	0% (1,239,630)
Non-Departmental		0%	-	-	947,529	0% (947,529)
Total		0%	-	-	5,538,371	0% (5,538,371)
Revenues Over/(Under) Expenses:			-	-	1,065,585	0%
Expenses: by Type						
Personnel Services		0%	-	-	2,379,661	0% (2,379,661)
Contractual/Maintenance		0%	-	-	1,164,603	0% (1,164,603)
Supplies		0%	-	-	562,015	0% (562,015)
Non-Departmental		0%	-	-	283,710	0% (283,710)
Capital Outlay		0%	-	-	660,451	0% (660,451)
Debt Service		0%	-	-	486,987	0% (486,987)
Total		0%	-	-	5,537,428	0% (5,537,428)

**CITY OF EDINBURG
WATER BILLING**

MONTH	FY 18/19	FY 19/20	FY 20/21	FY 21/22	FY 22/23	Difference FY 22/23 - 21/22	
OCT.	991,570	1,072,985	1,034,657	1,198,741	1,180,147	(18,594)	➡ -2%
NOV.	834,971	1,045,849	1,133,495	1,028,846	838,993	(189,853)	⬇ -23%
DEC.	892,455	971,861	1,131,390	1,027,402	1,185,449	158,047	⬆ 13%
JAN.	922,503	1,005,912	1,068,748	1,051,243	969,798	(81,445)	⬇ -8%
FEB.	745,245	1,019,144	1,017,512	903,858			
MAR.	1,015,022	957,874	965,684	897,059			
APR.	828,279	1,093,498	1,115,785	1,058,383			
MAY	974,602	1,070,555	1,074,972	1,151,959			
JUN.	1,097,044	1,006,026	953,022	1,166,788			
JUL.	1,073,497	1,147,409	1,019,381	1,324,975			
AUG.	1,151,000	1,096,005	1,034,655	1,359,032			
SEP.	1,271,756	1,061,236	1,154,969	1,208,598			
TOTAL	<u>11,797,942</u>	<u>12,548,354</u>	<u>12,704,271</u>	<u>13,376,884</u>	<u>4,174,387</u>	(131,845)	➡ -3%

YTD COMPARISON:

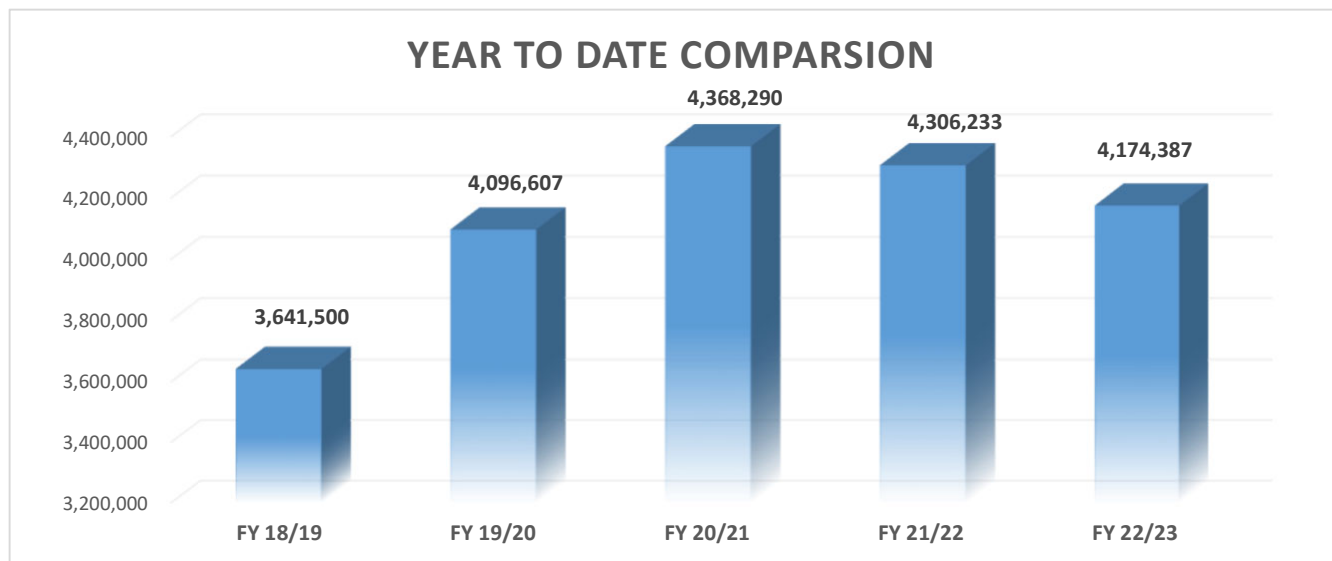
\$ 3,641,500 \$ 4,096,607 \$ 4,368,290 \$ 4,306,233 \$ 4,174,387

YTD COMPARISON: INCREASE/(DECREASE):

n/a 455,108 271,683 (62,058) (131,845)

YTD COMPARISON: INCREASE/(DECREASE) % :

0% 12% 7% -1% -3%



**CITY OF EDINBURG
SEWER CHARGES**

MONTH	FY 18/19	FY 19/20	FY 20/21	FY 21/22	FY 22/23	Difference FY 22/23 - 21/22	
OCT.	422,339	461,328	447,477	632,898	512,434	(120,463)	↓ -19%
NOV.	414,293	449,663	478,582	472,427	351,315	(121,113)	↓ -26%
DEC.	411,126	430,901	496,795	462,868	555,531	92,663	↑ 20%
JAN.	406,587	449,132	470,416	471,650	456,591	(15,059)	→ -3%
FEB.	320,472	455,135	453,574	425,735			
MAR.	487,926	432,387	603,036	571,764			
APR.	396,094	342,230	339,408	329,717			
MAY	447,237	585,877	476,256	497,241			
JUN.	470,648	440,518	337,361	504,667			
JUL.	458,281	491,077	585,228	534,455			
AUG.	475,538	474,731	475,076	542,593			
SEP.	496,009	464,813	373,500	501,014			
TOTAL	5,206,550	5,477,792	5,536,707	5,947,028	1,875,871	(163,972)	↓ -8%

YTD COMPARISON:

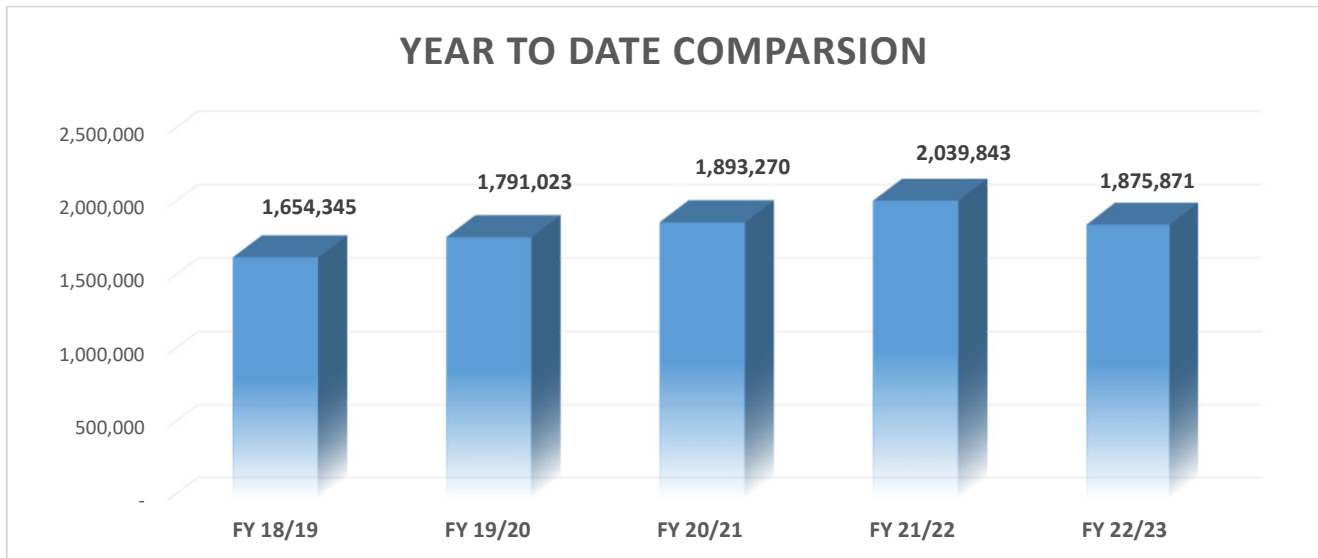
\$ 1,654,345 \$ 1,791,023 \$ 1,893,270 \$ 2,039,843 \$ 1,875,871

YTD COMPARISON: INCREASE/(DECREASE):

n/a 136,678 102,247 146,574 (163,972)

YTD COMPARISON: INCREASE/(DECREASE) % :

0% 8% 6% 8% -8%



City of Edinburg
Solid Waste Management Fund
Budget vs Actual
As of January 31, 2023
Unaudited

FY 22/23							
		Budget %	Original Budget	Current Budget	YTD Actual	% of Budget	Remaining
Revenues:							
Landfill Services		0%	-	-	3,712,065	0%	(3,712,065)
Garbage Collection Fee		0%	-	-	2,900,448	0%	(2,900,448)
Roll Offs Fee		0%	-	-	655,719	0%	(655,719)
Other Charges		0%	-	-	127,769	0%	(127,769)
Interest & Other Misc		0%	-	-	54,996	0%	(54,996)
Debt Proceeds		0%	-	-	-	0%	-
Total		0%	-	-	7,450,997	0%	(7,450,997)
Expenses: by Department							
Landfill		0%	-	-	3,771,385	0%	(3,771,385)
Sanitation		0%	-	-	-	0%	-
Non-Departmental		0%	-	-	1,149,148	0%	(1,149,148)
Total		0%	-	-	4,920,533	0%	(4,920,533)
Revenues Over/(Under) Expenses:			-	-	2,530,465	0%	
Expenses: by Type							
Personnel Services		0%	-	-	2,166,137	0%	(2,166,137)
Contractual/Maintenance		0%	-	-	618,163	0%	(618,163)
Supplies		0%	-	-	538,903	0%	(538,903)
Non-Departmental		0%	-	-	300,404	0%	(300,404)
Capital Outlay		0%	-	-	519,290	0%	(519,290)
Debt Service		0%	-	-	777,635	0%	(777,635)
Transfers Out		0%	-	-	-	0%	-
Total		0%	-	-	4,920,533	0%	(4,920,533)

**CITY OF EDINBURG
LANDFILL REVENUES**

MONTH	FY 18/19	FY 19/20	FY 20/21	FY 21/22	FY 22/23	Difference FY 22/23 - 21/22	
OCT.	953,002	949,491	1,027,283	1,052,676	933,548	(119,128)	↓ -11%
NOV.	910,759	796,825	930,327	1,052,682	857,734	(194,948)	↓ -19%
DEC.	824,276	838,906	998,355	1,124,759	942,585	(182,174)	↓ -16%
JAN.	906,686	874,969	934,705	1,050,437	978,311	(72,126)	↓ -7%
FEB.	833,409	797,575	863,749	934,176			
MAR.	873,010	870,196	1,123,679	1,064,642			
APR.	916,530	854,500	1,086,201	975,985			
MAY	926,616	894,038	1,058,457	1,028,932			
JUN.	801,564	996,540	1,116,795	992,846			
JUL.	960,237	981,720	1,024,642	905,379			
AUG.	881,734	1,158,067	1,067,210	1,002,720			
SEP.	787,783	1,098,404	1,001,853	945,046			
TOTAL	10,575,603	11,111,231	12,233,258	12,130,279	3,712,178	(568,376)	↓ -13%

YTD COMPARISON:

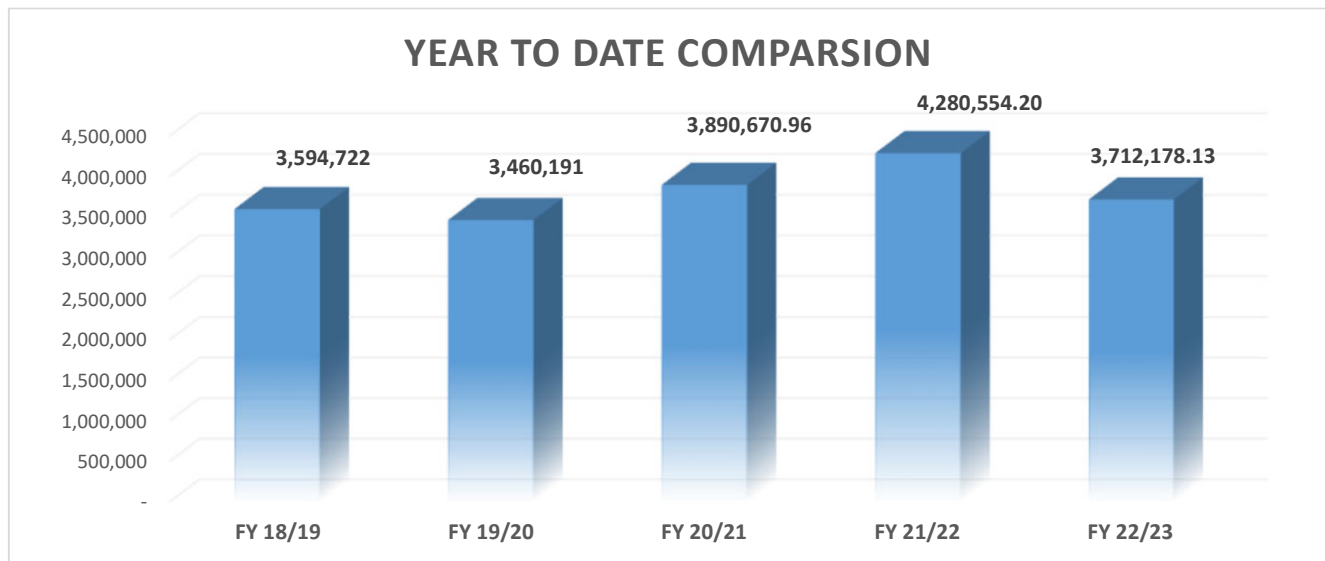
\$ 3,594,722 \$ 3,460,191 \$ 3,890,671 \$ 4,280,554 \$ 3,712,178

YTD COMPARISON: INCREASE/(DECREASE):

n/a (134,531) 430,480 389,883 (568,376)

YTD COMPARISON: INCREASE/(DECREASE) % :

0% -4% 12% 10% -13%



**CITY OF EDINBURG
GARBAGE COLLECTION REVENUES**

MONTH	FY 18/19	FY 19/20	FY 20/21	FY 21/22	FY 22/23	Difference FY 22/23 - 21/22	
OCT.	587,283	614,687	642,938	676,668	725,377	48,709	↑ 7%
NOV.	588,959	616,218	652,208	611,740	434,672	(177,068)	↓ -29%
DEC.	589,704	621,847	660,182	682,663	1,015,525	332,862	↑ 49%
JAN.	591,736	628,937	659,137	685,773	724,875	39,101	↑ 6%
FEB.	359,508	625,370	659,614	687,723			
MAR.	823,661	626,677	658,617	691,414			
APR.	595,567	625,453	662,238	632,881			
MAY	600,176	627,986	661,805	705,356			
JUN.	602,183	632,347	665,401	710,777			
JUL.	604,634	633,514	667,164	714,022			
AUG.	607,295	639,540	670,971	720,572			
SEP.	611,017	646,806	670,994	721,501			
TOTAL	7,161,722	7,539,381	7,931,270	8,241,089	2,900,448	243,604	↑ 9%

YTD COMPARISON:

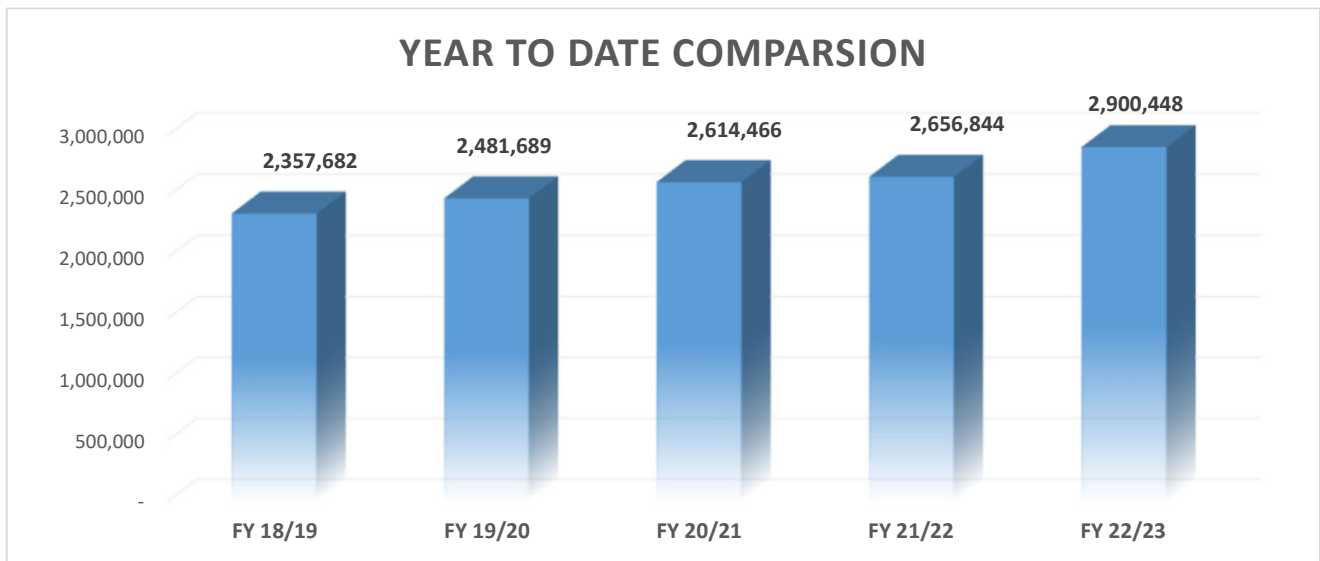
\$ 2,357,682 \$ 2,481,689 \$ 2,614,466 \$ 2,656,844 \$ 2,900,448

YTD COMPARISON: INCREASE/(DECREASE):

n/a 124,007 132,777 42,378 243,604

YTD COMPARISON: INCREASE/(DECREASE) % :

0% 5% 5% 2% 9%



**CITY OF EDINBURG
ROLL-OFFS COLLECTION REVENUES**

MONTH	FY 18/19	FY 19/20	FY 20/21	FY 21/22	FY 22/23	Difference FY 22/23 - 21/22	
OCT.	138,680	142,546	143,029	140,926	171,227	30,301	↑ 22%
NOV.	126,758	124,382	187,113	159,506	164,093	4,587	→ 3%
DEC.	108,594	106,306	186,996	165,063	162,689	(2,374)	→ -1%
JAN.	140,245	217,670	150,852	165,061	157,710	(7,351)	↓ -4%
FEB.	118,411	143,557	160,158	160,412			
MAR.	118,257	184,003	192,321	186,036			
APR.	135,350	133,626	175,806	178,408			
MAY	159,389	133,045	165,895	187,507			
JUN.	117,560	133,077	167,457	173,951			
JUL.	47,536	139,021	142,306	160,494			
AUG.	177,726	160,156	143,113	174,817			
SEP.	96,523	176,469	125,048	174,208			
TOTAL	<u>1,485,030</u>	<u>1,793,858</u>	<u>1,940,094</u>	<u>2,026,389</u>	<u>655,719</u>	25,163	→ 4%

YTD COMPARISON:

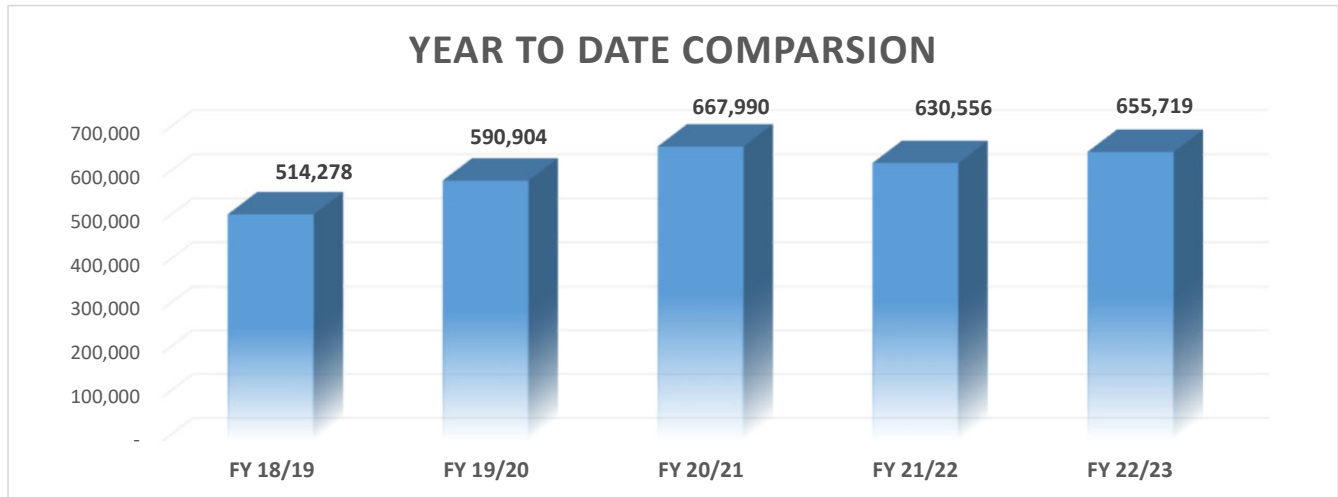
\$ 514,278 \$ 590,904 \$ 667,990 \$ 630,556 \$ 655,719

YTD COMPARISON: INCREASE/(DECREASE):

n/a 76,626 77,086 (37,435) 25,163

YTD COMPARISON: INCREASE/(DECREASE) % :

0% 15% 13% -6% 4%



City of Edinburg
Edinburg International Airport Fund
Budget vs Actual
As of January 31, 2023
Unaudited

		FY 22/23				
		Original Budget	Current Budget	YTD Actual	% of Budget	Remaining
Revenues:						
Leases and Rentals		-	-	329,097	0%	(329,097)
Intergovernmental Revenues		-	-	-	0%	-
Miscellaneous Revenue		-	-	(38)	0%	38
Debt Proceeds		-	-	-	0%	-
Transfers In		-	-	-	0%	-
Total		-	-	329,059	0%	(329,059)
Expenses:						
Administration		-	-	383,238	0%	(383,238)
Non-Departmental		-	-	157,253	0%	(157,253)
Total		-	-	540,491	0%	(540,491)
Revenues Over/(Under) Expenses:		-	-	(211,432)	0%	
Expenses: by Type						
Personnel Services		-	-	175,076	0%	(175,076)
Contractual/Maintenance		-	-	177,075	0%	(177,075)
Supplies		-	-	11,087	0%	(11,087)
Non-Departmental		-	-	85,859	0%	(85,859)
Capital Outlay		-	-	20,000	0%	(20,000)
Debt Service		-	-	71,394	0%	(71,394)
Total		-	-	540,491	0%	(540,491)

**City of Edinburg
Ebony Golf Course Fund
Budget vs Actual
As of January 31, 2023
Unaudited**

		FY 22/23				
		Original Budget	Current Budget	YTD Actual	% of Budget	Remaining
Revenues:						
	Golf Course Green Fees	-	-	44,052	0%	(44,052)
	Recreation Fees	-	-	26,778	0%	(26,778)
	Other Charges	-	-	33,628	0%	(33,628)
	Miscellaneous Revenue	-	-	11	0%	(11)
	Capitla Lease Proceeds	-	-	-	0%	-
	Total	-	-	104,469	0%	(104,469)
Expenses:						
	Administration	-	-	123,634	0%	(123,634)
	Non-Departmental	-	-	21,896	0%	(21,896)
	Total	-	-	145,530	0%	(145,530)
	Revenues Over/(Under) Expenses:	-	-	(41,061)	0%	
Expenses: by Type						
	Personnel Services	-	-	94,454	0%	(94,454)
	Contractual/Maintenance	-	-	18,431	0%	(18,431)
	Supplies	-	-	10,749	0%	(10,749)
	Non-Departmental	-	-	9,193	0%	(9,193)
	Capital Outlay	-	-	-	0%	-
	Debt Service	-	-	12,703	0%	(12,703)
	Total	-	-	145,530	0%	(145,530)

**CITY OF EDINBURG
EBONY GREEN FEES**

MONTH	FY 18/19	FY 19/20	FY 20/21	FY 21/22	FY 22/23	Difference FY 22/23 - 21/22	
OCT.	2,876	7,256	9,966	7,230	8,375	1,145	↑ 16%
NOV.	4,836	7,526	9,671	6,945	5,835	(1,110)	↓ -16%
DEC.	7,474	8,363	11,612	11,211	10,628	(583)	↓ -5%
JAN.	13,478	11,644	13,743	10,865	19,214	8,349	↑ 77%
FEB.	12,649	11,923	9,939	12,552			
MAR.	12,072	10,813	16,958	14,480			
APR.	6,793	2,304	9,764	10,778			
MAY	5,455	6,523	9,050	9,402			
JUN.	4,656	5,462	8,273	11,667			
JUL.	6,588	3,866	6,035	8,227			
AUG.	5,488	4,980	9,071	8,539			
SEP.	4,868	6,342	6,882	7,493			
TOTAL	87,232	87,002	120,965	119,387	44,052	7,802	↑ 22%

YTD COMPARISON:

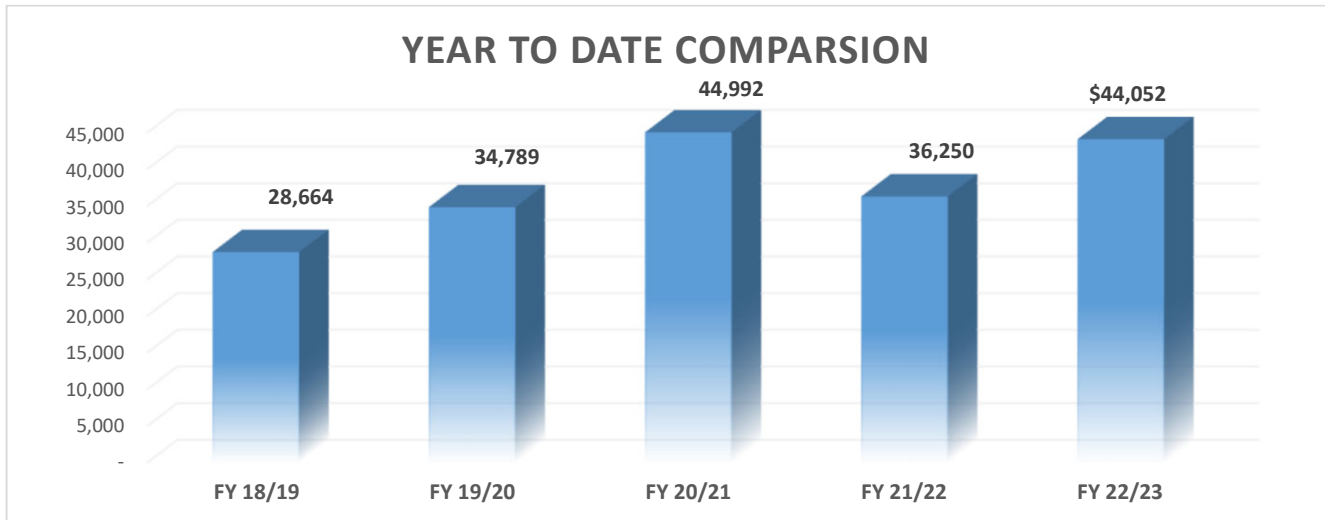
\$ 28,664 \$ 34,789 \$ 44,992 \$ 36,250 \$ 44,052

YTD COMPARISON: INCREASE/(DECREASE):

n/a 6,125 10,203 (8,742) 7,802

YTD COMPARISON: INCREASE/(DECREASE) % :

21% 29% -19% 22%



City of Edinburg
Los Lagos Golf Course Fund
Budget vs Actual
As of January 31, 2023
Unaudited

		FY 22/23				
		Original Budget	Current Budget	YTD Actual	% of Budget	Remaining
Revenues:						
Golf Course Green Fees		-	-	273,747	0%	(273,747)
Recreation Fees		-	-	89,936	0%	(89,936)
Other Charges		-	-	51,704	0%	(51,704)
Miscellaneous Revenue		-	-	(38)	0%	38
Capitall Lease Proceeds		-	-	-	0%	-
Transfers In		-	-	-	0%	-
Total		-	-	415,349	0%	(415,349)
Expenses:						
Administration		-	-	590,073	0%	(590,073)
Non-Departmental		-	-	62,871	0%	(62,871)
Total		-	-	652,944	0%	(652,944)
Revenues Over/(Under) Expenses:		-	-	(237,595)	0%	
Expenses: by Type						
Personnel Services		-	-	437,762	0%	(437,762)
Contractual/Maintenance		-	-	78,991	0%	(78,991)
Supplies		-	-	58,781	0%	(58,781)
Non-Departmental		-	-	31,168	0%	(31,168)
Capital Outlay		-	-	14,539	0%	(14,539)
Debt Service		-	-	31,703	0%	(31,703)
Total		-	-	652,944	0%	(652,944)

**CITY OF EDINBURG
LOS LAGOS GREEN FEES**

MONTH	FY 18/19	FY 19/20	FY 20/21	FY 21/22	FY 22/23	Difference FY 22/23 - 21/22	
OCT.	28,063	35,392	57,432	54,064	59,298	5,234	↑ 10%
NOV.	37,648	35,473	50,358	60,943	46,457	(14,486)	↓ -24%
DEC.	38,903	41,490	54,958	74,869	71,119	(3,750)	↓ -5%
JAN.	53,647	69,540	63,938	65,344	96,873	31,529	↑ 48%
FEB.	58,599	62,706	50,262	70,530			
MAR.	57,799	56,018	88,995	95,896			
APR.	49,661	17,486	60,765	65,674			
MAY	37,673	36,725	59,905	72,132			
JUN.	32,276	39,655	51,249	63,456			
JUL.	34,304	33,828	60,734	76,678			
AUG.	29,478	43,583	49,509	52,999			
SEP.	25,666	35,944	48,976	54,026			
TOTAL	483,715	507,840	697,081	806,612	273,747	18,527	↑ 7%

YTD COMPARISON:

\$ 158,260 \$ 181,895 \$ 226,687 \$ 255,220 \$ 273,747

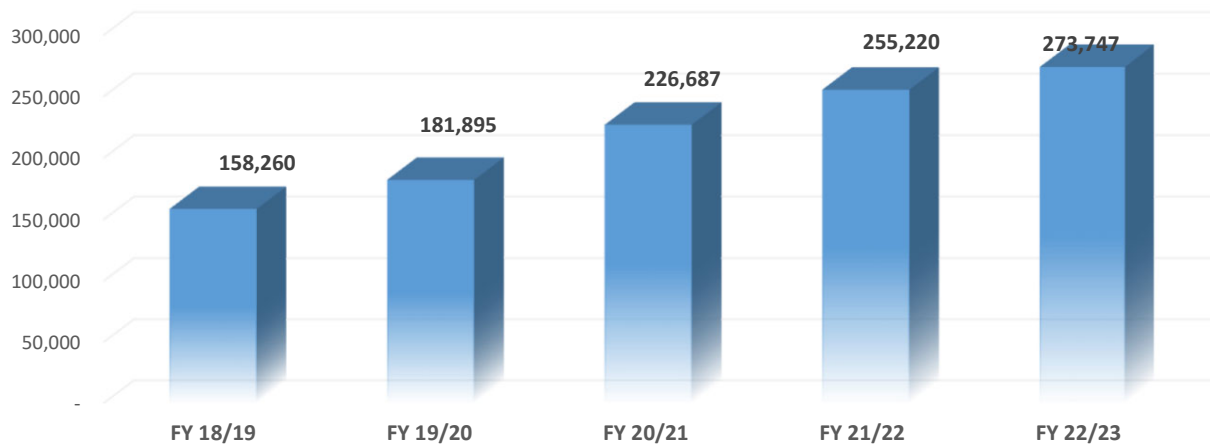
YTD COMPARISON: INCREASE/(DECREASE):

n/a 23,635 44,792 28,534 18,527

YTD COMPARISON: INCREASE/(DECREASE) % :

15% 25% 13% 7%

YEAR TO DATE COMPARISON





Monthly Activity Report
Group Summary

Account Typ...	February 2022	March 2022	April 2022	May 2022	June 2022	July 2022	August 2022	September 2022	October 2022	November 2022	December 2022	January 2023
Revenue	7,850.99	12,437.11	11,297.11	12,794.00	14,631.02	10,607.37	11,649.70	12,546.54	9,659.46	6,688.40	6,243.11	9,884.22
Expense	2,045.00	0.00	0.00	0.00	0.00	0.00	0.00	56,520.00	3,542.13	7,196.79	10,391.79	7,211.78
Total Surplus (Deficit):	5,805.99	12,437.11	11,297.11	12,794.00	14,631.02	10,607.37	11,649.70	-43,973.46	6,117.33	-508.39	-4,148.68	2,672.44

Fund Summary

Fund	February 2022	March 2022	April 2022	May 2022	June 2022	July 2022	August 2022	September 2022	October 2022	November 2022	December 2022	January 2023
114 - MUNICIPAL COURT SPEC...	5,805.99	12,437.11	11,297.11	12,794.00	14,631.02	10,607.37	11,649.70	-43,973.46	6,117.33	-508.39	-4,148.68	2,672.44
Total Surplus (Deficit):	5,805.99	12,437.11	11,297.11	12,794.00	14,631.02	10,607.37	11,649.70	-43,973.46	6,117.33	-508.39	-4,148.68	2,672.44

CITY OF EDINBURG
MUNICIPAL COURT RESTRICTED FUND
FISCAL YEAR 2022/2023
As of January 31, 2023

FUND 114	Truancy Prevention	Juvenile Case Manager'S Fund	Child Safety Court Costs	Court Technology Fee	Judicial Support Fee	Municipal Jury Fund	Time Payment Fee Efficiency	Building Security Fee Reserved	Total Municipal Restricted Funds
Beginning Fund Balance	\$ 100,625	\$ 116,721	\$ 81,290	\$ 122,822	\$ 17,686	\$ 1,541	\$ 17,130	\$ 162,850	\$ 620,665
Revenues:									
Oct	2,634	151	1,850	2,235	23	52	34	2,681	9,659
Nov	1,931	117	945	1,645	17	38	33	1,963	6,688
Dec	2,013	83	950	1,695	14	40	25	2,026	6,844
Jan	2,766	121	1,962	2,357	28	55	53	2,814	10,155
Feb									-
Mar									-
Apr									-
May									-
June									-
July									-
Aug									-
Sept									-
Total Revenues	9,344	471	5,707	7,932	81	185	144	9,482	33,346
Total Expenditures	-	(31,555)	-	(17,432)	(1,166)	-	(3)	-	(50,156)
Outstanding POs	-	-	-	-	-	-	-	-	-
Net Change (Current Year)	9,344	(31,084)	5,707	(9,501)	(1,084)	185	141	9,482	(16,809)
Ending Fund Balance	\$ 109,969	\$ 85,637	\$ 86,997	\$ 113,322	\$ 16,601	\$ 1,726	\$ 17,271	\$ 172,332	\$ 603,856



Edinburg, TX

Monthly Activity Report

Group Summary

Account Typ...	February 2022	March 2022	April 2022	May 2022	June 2022	July 2022	August 2022	September 2022	October 2022	November 2022	December 2022	January 2023
Fund: 112 - T.C.S.A.FUND												
Revenue	68,434.96	1,585.96	265,780.90	10,302.98	988.40	11,606.11	9,973.41	50,590.21	0.00	24,650.03	2,571.43	0.00
Expense	800.00	0.00	9,950.00	0.00	1,109.70	200.00	4,500.00	20,252.66	0.00	0.00	0.00	0.00
Fund 112 Surplus (Deficit):	67,634.96	1,585.96	255,830.90	10,302.98	-121.30	11,406.11	5,473.41	30,337.55	0.00	24,650.03	2,571.43	0.00
Fund: 113 - HOTEL OCCUPANCY TAX FUND												
Revenue	81,283.65	66,953.16	90,738.71	91,096.23	89,446.53	81,158.03	88,008.98	80,565.28	56,611.25	40,005.90	123,523.54	83,735.95
Expense	29,294.90	927,775.87	36,613.93	29,198.13	28,664.41	32,253.70	28,768.67	34,322.16	15,032.00	25,923.35	73,459.03	50,381.81
Fund 113 Surplus (Deficit):	51,988.75	-860,822.71	54,124.78	61,898.10	60,782.12	48,904.33	59,240.31	46,243.12	41,579.25	14,082.55	50,064.51	33,354.14
Fund: 115 - CITY SECRETARY'S SPECIAL REVENUE FUND												
Revenue	3,562.00	4,775.00	4,032.84	3,636.27	4,009.65	3,531.00	3,950.39	3,149.94	3,249.00	2,893.00	3,243.00	3,720.00
Expense	0.00	0.00	0.00	6,203.35	0.00	1,780.00	117.98	6,998.00	0.00	0.00	1,834.00	101.78
Fund 115 Surplus (Deficit):	3,562.00	4,775.00	4,032.84	-2,567.08	4,009.65	1,751.00	3,832.41	-3,848.06	3,249.00	2,893.00	1,409.00	3,618.22
Fund: 116 - PUBLIC EDUCATION & GOV'T (PEG) FUND												
Revenue	32,281.13	380.00	122.81	33,939.58	183.15	0.00	34,547.21	32,194.75	0.00	0.00	0.00	0.00
Expense	541.87	479.94	479.94	-556.06	479.94	41,706.47	54,119.93	18,343.76	0.00	0.00	30,490.66	509.94
Fund 116 Surplus (Deficit):	31,739.26	-99.94	-357.13	34,495.64	-296.79	-41,706.47	-19,572.72	13,850.99	0.00	0.00	-30,490.66	-509.94
Fund: 131 - PARKLAND DEDICATION FUND												
Revenue	0.00	0.00	0.00	0.00	0.00	0.00	0.00	560,063.24	0.00	0.00	0.00	0.00
Expense	31,759.00	58,428.37	140,600.20	14,361.00	199,660.36	8,374.31	10,445.00	29,894.50	21,156.90	17,127.00	80,741.62	90,820.47
Fund 131 Surplus (Deficit):	-31,759.00	-58,428.37	-140,600.20	-14,361.00	-199,660.36	-8,374.31	-10,445.00	530,168.74	-21,156.90	-17,127.00	-80,741.62	-90,820.47
Fund: 150 - DEBT SERVICE FUND												
Revenue	647,554.62	184,194.46	91,990.45	366,946.31	69,725.99	135,226.96	30,888.44	32,627.07	90,461.91	538,171.26	3,376,438.30	1,878,816.50
Expense	750.00	6,044,222.83	0.00	2,250.00	3,500.00	1,500.00	1,738,152.96	0.00	0.00	500.00	0.00	0.00
Fund 150 Surplus (Deficit):	646,804.62	-5,860,028.37	91,990.45	364,696.31	66,225.99	133,726.96	-1,707,264.52	32,627.07	90,461.91	537,671.26	3,376,438.30	1,878,816.50
Total Surplus (Deficit):	769,970.59	-6,773,018.43	265,021.64	454,464.95	-69,060.69	145,707.62	-1,668,736.11	649,379.41	114,133.26	562,169.84	3,319,250.96	1,824,458.45

Fund	February 2022	March 2022	April 2022	May 2022	June 2022	July 2022	August 2022	September 2022	October 2022	November 2022	December 2022	January 2023
112 - T.C.S.A.FUND	67,634.96	1,585.96	255,830.90	10,302.98	-121.30	11,406.11	5,473.41	30,337.55	0.00	24,650.03	2,571.43	0.00
113 - HOTEL OCCUPANCY TAX ...	51,988.75	-860,822.71	54,124.78	61,898.10	60,782.12	48,904.33	59,240.31	46,243.12	41,579.25	14,082.55	50,064.51	33,354.14
115 - CITY SECRETARY'S SPECI...	3,562.00	4,775.00	4,032.84	-2,567.08	4,009.65	1,751.00	3,832.41	-3,848.06	3,249.00	2,893.00	1,409.00	3,618.22
116 - PUBLIC EDUCATION & G...	31,739.26	-99.94	-357.13	34,495.64	-296.79	-41,706.47	-19,572.72	13,850.99	0.00	0.00	-30,490.66	-509.94
131 - PARKLAND DEDICATION ...	-31,759.00	-58,428.37	-140,600.20	-14,361.00	-199,660.36	-8,374.31	-10,445.00	530,168.74	-21,156.90	-17,127.00	-80,741.62	-90,820.47
150 - DEBT SERVICE FUND	646,804.62	-5,860,028.37	91,990.45	364,696.31	66,225.99	133,726.96	-1,707,264.52	32,627.07	90,461.91	537,671.26	3,376,438.30	1,878,816.50
Total Surplus (Deficit):	769,970.59	-6,773,018.43	265,021.64	454,464.95	-69,060.69	145,707.62	-1,668,736.11	649,379.41	114,133.26	562,169.84	3,319,250.96	1,824,458.45

**CITY OF EDINBURG
SPECIAL REVENUE FUNDS
FISCAL YEAR 2022/2023
As of January 31, 2023**

	Debt Service Fund (150)	Hotel Occupancy Tax (113)	Texas Controlled Substance Act (112)	Parkland Dedication Fund (131)	City Secretary Restricted Fund (115)	Public Education Gov't (PEG) Fund (116)	Total Special Revenue Funds
Beginning Fund Balance	\$ 233,958	\$ 1,013,159	\$ 899,293	\$ 459,455	\$ 201,921	\$ 471,454	\$ 3,279,241
Revenues/Collections:							
Oct	90,462	56,611	-	15,425	3,249	-	165,747
Nov	538,171	40,006	24,650	83,240	2,893	-	688,960
Dec	3,376,438	123,524	2,571	17,400	3,243	-	3,523,176
Jan	1,878,817	83,736	-	133,675	3,720	-	2,099,947
Feb							-
Mar							-
Apr							-
May							-
June							-
July							-
Aug							-
Sept							-
Total	5,883,888	303,877	27,221	249,740	13,105	-	6,477,831
Expenditures/Uses (year to date)	-	(164,796)	-	(209,847)	(1,936)	(31,001)	(407,580)
Transfers In/(Out):	-	-	-	-	-	-	-
Net Change (Current Year)	5,883,888	139,080	27,221	39,893	11,169	(31,001)	6,070,252
Ending Fund Balance	\$ 6,117,846	\$ 1,152,239	\$ 926,515	\$ 499,348	\$ 213,091	\$ 440,454	\$ 9,349,492

CITY OF EDINBURG
PROPERTY TAX COLLECTION - CURRENT

MONTH	FY 18/19	FY 19/20	FY 20/21	FY 21/22	FY 22/23	Difference FY 22/23 - 21/22	
OCT.	170,206	479,864	453,620	281,354	286,141	4,787	➡ 2%
NOV.	1,280,063	1,573,333	1,638,369	2,151,519	1,925,534	(225,986)	↓ -11%
DEC.	9,739,341	10,015,900	11,087,411	13,157,368	12,468,554	(688,813)	↓ -5%
JAN.	10,633,031	10,193,857	11,168,066	9,099,934	6,888,713	(2,211,221)	↓ -24%
FEB.	1,263,297	1,770,867	1,975,631	2,400,763			
MAR.	665,706	502,365	734,163	603,136			
APR.	298,164	295,686	364,424	299,219			
MAY	216,090	301,338	191,556	142,763			
JUN.	173,289	220,282	183,929	172,336			
JUL.	(502,253)	177,903	118,925	178,596			
AUG.	83,027	72,207	104,941	74,674			
SEP.	34,232	75,285	99,992	67,492			
TOTAL	<u>24,054,192</u>	<u>25,678,886</u>	<u>28,121,028</u>	<u>28,629,154</u>	<u>21,568,941</u>	(3,121,233)	↓ -13%

YTD COMPARISON:

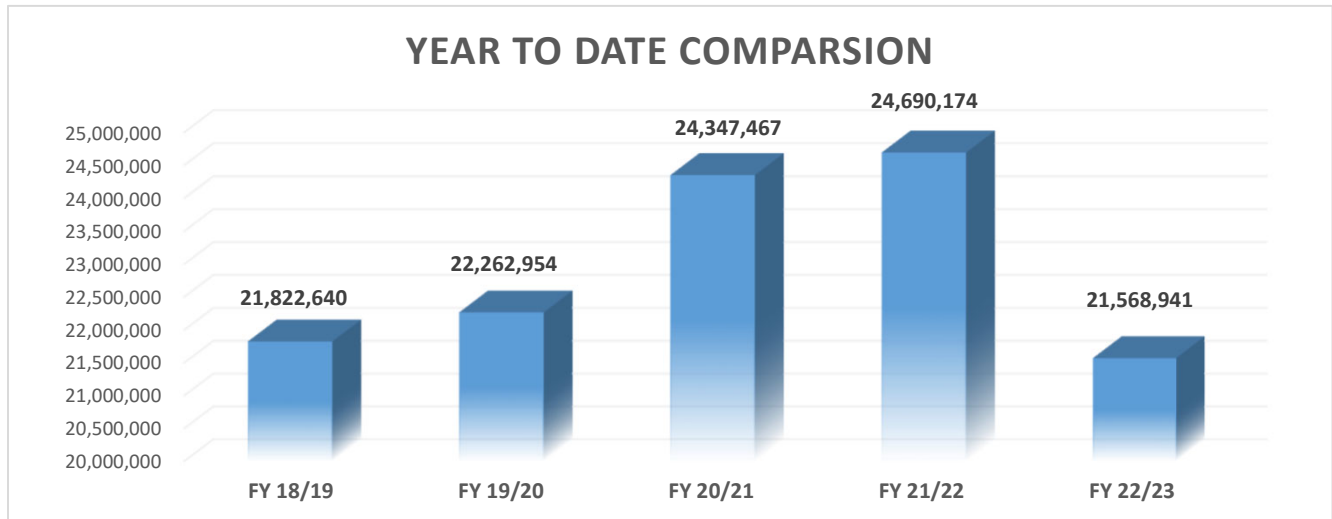
\$ 21,822,640 \$ 22,262,954 \$ 24,347,467 \$ 24,690,174 \$ 21,568,941

YTD COMPARISON: INCREASE/(DECREASE):

n/a 440,314 2,084,513 342,708 (3,121,233)

YTD COMPARISON: INCREASE/(DECREASE) % :

0% 2% 9% 1% -13%



* Missing 1/31/2023 as report was not received at the time this report was procuded.

PREPARED BY:  JOHN M GONZALEZ

**PABLO "PAUL" VILLARREAL JR., ASSESSOR & COLLECTOR
CITY OF EDINBURG TAXES COLLECTED FOR:
DECEMBER 2022**

COMPARATIVE RATE OF COLLECTIONS


CITY OF EDINBURG CEB (22)	ORIGINAL TAX LEVY	COLLECTED TO DATE	DROPPED YRS AFTER PURGE	MODIF. TO DATE	TAXES OUTSTANDING	PERCENT 2022/2023	COLLECTED 2021/2022
2022 TAX ROLL	38,127,169.45	18,634,165.92		1,210,047.64	20,703,051.17	47.37%	51.66%
2021 & PRIOR YRS	2,648,225.37	215,640.07		(39,767.88)	2,392,817.42	8.27%	8.44%
ROLLBACK	88,226.78	1,987.73		32,663.58	118,902.63	1.64%	29.00%
TOTALS	40,863,621.60	18,851,793.72	-	1,202,943.34	23,214,771.22		

BREAKDOWN OF TAX COLLECTIONS AND FEES FOR THE MONTH OF DECEMBER 2022

	CITY OF EDINBURG	MONTHLY MODIFICATIONS
CURRENT YEAR-BASE TAX	15,826,804.62	(652.88) CURRENT
CURRENT YEAR-P&I	-	
PRIOR YEARS-BASE TAX	85,213.21	- PRIOR
PRIOR YEARS-P&I	11,854.68	
ROLLBACK	-	32,663.58 ROLLBACK
ROLLBACK P&I	-	
ATTORNEY FEES	13,534.32	- PURGED
TOTAL COLLECTIONS	15,937,406.83	32,010.70
LESS TRANSFERRED	12,545,383.79	
LESS IN TRANSIT	3,384,423.43	
LESS DUE TO HCAD COMM. FEE	205.61	
LESS DUE TO CO TREASURER	7,394.00	
BALANCE	-	

*****AFFIDAVIT*****

I, PABLO "PAUL" VILLARREAL JR., ASSESSOR-COLLECTOR OF TAXES FOR THE CITY OF EDINBURG, DO SOLEMNLY SWEAR THAT THE ABOVE STATEMENT OF TAXES COLLECTED BY ME FOR THE MONTH OF DECEMBER 2022 IS CORRECT.


ASSESSOR-COLLECTOR OF TAXES FOR CITY OF EDINBURG, TEXAS

SWORN AND SUBSCRIBED BEFORE ME THIS 9TH DAY OF JANUARY 2023 A.D.




NOTARY PUBLIC, HIDALGO COUNTY, TEXAS

**PABLO "PAUL" VILLARREAL JR., ASSESSOR & COLLECTOR
CITY OF EDINBURG
TAX COLLECTION REPORT
FOR THE MONTH OF DECEMBER 2022**

<u>AD VALOREM - CITY OF EDINBURG</u>	<u>2022-2023</u>	<u>2021-2022</u>	<u>DIFFERENCE</u>
<u>2022 CURRENT</u>			
ORIGINAL LEVY	38,127,169.45	36,773,969.18	1,353,200.27
MODIFICATIONS	1,210,047.64	900,570.87	309,476.77
CURRENT LEVY	39,337,217.09	37,674,540.05	1,662,677.04
CURRENT COLLECTIONS THIS MONTH	15,826,804.62	16,425,573.28	(598,768.66)
CURRENT COLLECTIONS TO DATE	18,634,165.92	19,462,756.41	(828,590.49)
OUTSTANDING TO DATE	20,703,051.17	18,211,783.64	2,491,267.53
PERCENT COLLECTED/ORIGINAL	48.87%	52.93%	-4.06%
PERCENT COLLECTED/MODIFIED	47.37%	51.66%	-4.29%
TOTAL COLLECTIONS FISCAL YEAR	18,634,165.92	19,462,756.41	
 <u>DELINQUENT</u>			
ORIGINAL LEVY	2,648,225.37	2,695,906.55	(47,681.18)
MODIFICATIONS	(39,767.88)	(45,573.51)	5,805.63
DELINQUENT LEVY	2,608,457.49	2,650,333.04	(41,875.55)
DELINQUENT COLLECTIONS THIS MONTH	85,213.21	101,795.64	(16,582.43)
DELINQUENT COLLECTIONS TO DATE	215,640.07	223,555.94	(7,915.87)
OUTSTANDING TO DATE	2,392,817.42	2,426,777.10	(33,959.68)
PERCENT COLLECTED/ORIGINAL	8.14%	8.29%	-0.15%
PERCENT COLLECTED/MODIFIED	8.27%	8.44%	-0.17%
TOTAL COLLECTIONS FISCAL YEAR	215,640.07	223,555.94	
 <u>ROLLBACK</u>			
ORIGINAL LEVY	88,226.78	80,622.27	7,604.51
MODIFICATIONS	32,663.58	14,660.12	18,003.46
ROLLBACK LEVY	120,890.36	95,282.39	25,607.97
ROLLBACK COLLECTIONS THIS MONTH	0.00	27,631.10	(27,631.10)
ROLLBACK COLLECTIONS TO DATE	1,987.73	27,631.10	(25,643.37)
OUTSTANDING TO DATE	118,902.63	67,651.29	51,251.34
PERCENT COLLECTED/ORIGINAL	2.25%	34.27%	-32.02%
PERCENT COLLECTED/MODIFIED	1.64%	29.00%	-27.36%
TOTAL COLLECTIONS FISCAL YEAR	1,987.73	27,631.10	

PABLO (PAUL) VILLARREAL, JR., TAX ASSESSOR/COLLECTOR
CITY OF EDINBURG
TAX COLLECTIONS FOR MONTH OF: DECEMBER 2022

22 CEB

REPORT DATE	CURR BASE	CURR P&I	CURR RB	CURR RB P/I	PRIOR BASE	PRIOR P&I	PRIOR RB	DEL RB P/I	ATTY FEES	RB ATTY FEE	TOTAL	TOTAL TRANSF	DIFF.	DATE OF TRANSF
1-Dec	98,523.34	-			862.48	327.26			105.16		99,818.24		99,818.24	
2-Dec	121,583.63	-			2,440.74	554.56			449.30		125,028.23		125,028.23	
5-Dec	111,394.38	-			4,426.94	1,556.76			885.82		118,263.90		118,263.90	
6-Dec	168,985.89	-			2,225.39	667.39			402.23		172,280.90		172,280.90	
7-Dec	85,051.29	-			1,812.10	453.35			316.98		87,633.72		87,633.72	
8-Dec	244,164.96	-			3,345.84	1,003.43			573.85		249,088.08	845,682.07	(596,593.99)	15-Dec
9-Dec	127,695.76	-			3,908.31	949.67			724.01		133,277.75	133,277.75	-	16-Dec
12-Dec	137,741.30	-			2,266.95	619.87			411.64		141,039.76	141,039.76	-	19-Dec
13-Dec	143,659.14	-			3,472.39	1,409.41			609.84		149,150.78	149,150.78	-	20-Dec
14-Dec	978,626.81	-			13,932.52	(9,955.42)			553.50		983,157.41		983,157.41	
15-Dec	310,207.73	-			1,261.64	497.51			246.91		312,213.79	1,295,371.20	(983,157.41)	21-Dec
16-Dec	139,582.81	-			895.09	298.13			173.32		140,949.35	140,949.35	-	22-Dec
19-Dec	147,513.51	-			2,776.95	734.29			490.57		151,515.32	150,552.32	963.00	28-Dec
20-Dec	9,314,345.75	-			4,922.41	1,206.66			857.46		9,321,332.28	9,321,332.28	-	29-Dec
21-Dec	343,361.94	-			16,386.43	5,206.88			3,073.03		368,028.28	368,028.28	-	30-Dec
22-Dec	194,020.91	-			2,453.37	612.58			433.06		197,519.92	197,519.92	-	4-Jan
27-Dec	1,536,863.74	-			2,452.79	569.59			448.57		1,540,334.69	1,540,334.69	-	5-Jan
28-Dec	565,055.53	-			2,285.03	765.06			438.00		568,543.62	568,543.62	-	6-Jan
29-Dec	1,058,426.20	-			13,085.84	4,377.70			2,341.07		1,078,230.81	1,078,025.20	205.61	10-Jan
											-		-	
											-		-	
											-		-	
											-		-	
											-		-	
											-		-	
TTL	15,826,804.62	0.00	0.00	0.00	85,213.21	11,854.68	0.00	0.00	13,534.32	0.00	15,937,406.83	15,929,807.22	7,599.61	

OVERALL TOTAL	15,937,406.83
LESS REFUNDS	0.00
LESS HCAD COMM FEES	205.61
LESS COMM/COST	7,394.00
BALANCE	15,929,807.22
LESS M/O TRANSFERRED	12,545,383.79
LESS M/O IN TRANSIT	3,384,423.43
BALANCE PENDING	0.00

01/06/2023 11:49:03 4173314
 TC298-D SELECTION: SYSTEM
 RECEIPT DATE: ALL
 LOCATION: LOCATION NAME NOT FOUND

TAX COLLECTION SYSTEM
 DEPOSIT DISTRIBUTION
 FROM: 12/01/2022 THRU 12/31/2022
 JURISDICTION: 0022 CITY OF EDINBURG

EXCLUDES AG ROLLBACK

YEAR	FUND	TAX RATE	LEVY PAID	DISCOUNT GIVEN	PENALTY INTEREST	TIF AMOUNT	DISBURSE TOTAL	ATTORNEY	OTHER FEES	REFUND AMOUNT	PAYMENT AMOUNT
2022	M & O	.504200	12,468,554.21	.00	.00	.00	12,468,554.21	.00	.00	.00	12,468,554.21
	I & S	.135800	3,358,250.41	.00	.00	.00	3,358,250.41	.00	.00	.00	3,358,250.41
	TOTAL	.640000	15,826,804.62	.00	.00	.00	15,826,804.62	.00	.00	.00	15,826,804.62
2021	M & O	.544700	53,983.15	.00	483.11	.00	54,466.26	9,803.31	.00	.00	64,269.57
	I & S	.135300	13,409.11	.00	120.13	.00	13,529.24	.00	.00	.00	13,529.24
	TOTAL	.680000	67,392.26	.00	603.24	.00	67,995.50	9,803.31	.00	.00	77,798.81
2020	M & O	.582600	6,921.23	.00	2,300.41	.00	9,221.64	1,523.73	.00	.00	10,745.37
	I & S	.097400	1,157.11	.00	384.63	.00	1,541.74	.00	.00	.00	1,541.74
	TOTAL	.680000	8,078.34	.00	2,685.04	.00	10,763.38	1,523.73	.00	.00	12,287.11
2019	M & O	.557000	2,429.04	.00	1,033.25	.00	3,462.29	567.13	.00	.00	4,029.42
	I & S	.123000	536.40	.00	228.13	.00	764.53	.00	.00	.00	764.53
	TOTAL	.680000	2,965.44	.00	1,261.38	.00	4,226.82	567.13	.00	.00	4,793.95
2018	M & O	.544700	1,158.89	.00	615.68	.00	1,774.57	269.74	.00	.00	2,044.31
	I & S	.090300	192.13	.00	102.07	.00	294.20	.00	.00	.00	294.20
	TOTAL	.635000	1,351.02	.00	717.75	.00	2,068.77	269.74	.00	.00	2,338.51
2017	M & O	.558400	956.28	.00	619.35	.00	1,575.63	242.39	.00	.00	1,818.02
	I & S	.076600	131.17	.00	84.95	.00	216.12	.00	.00	.00	216.12
	TOTAL	.635000	1,087.45	.00	704.30	.00	1,791.75	242.39	.00	.00	2,034.14
2016	M & O	.534000	709.14	.00	578.49	.00	1,287.63	224.96	.00	.00	1,512.59
	I & S	.101000	134.11	.00	109.41	.00	243.52	.00	.00	.00	243.52
	TOTAL	.635000	843.25	.00	687.90	.00	1,531.15	224.96	.00	.00	1,756.11
2015	M & O	.539900	569.39	.00	540.47	.00	1,109.86	195.78	.00	.00	1,305.64
	I & S	.095100	100.29	.00	95.20	.00	195.49	.00	.00	.00	195.49
	TOTAL	.635000	669.68	.00	635.67	.00	1,305.35	195.78	.00	.00	1,501.13
2014	M & O	.523700	216.72	.00	200.68	.00	417.40	61.66	.00	.00	479.06
	I & S	.111300	46.06	.00	42.66	.00	88.72	.00	.00	.00	88.72
	TOTAL	.635000	262.78	.00	243.34	.00	506.12	61.66	.00	.00	567.78
2013	M & O	.521400	169.63	.00	202.08	.00	371.71	67.91	.00	.00	439.62
	I & S	.113600	36.96	.00	44.03	.00	80.99	.00	.00	.00	80.99
	TOTAL	.635000	206.59	.00	246.11	.00	452.70	67.91	.00	.00	520.61
2012	M & O	.521040	101.68	.00	105.39	.00	207.07	25.32	.00	.00	232.39
	I & S	.113960	22.25	.00	23.05	.00	45.30	.00	.00	.00	45.30
	TOTAL	.635000	123.93	.00	128.44	.00	252.37	25.32	.00	.00	277.69
2011	M & O	.520500	260.72	.00	253.84	.00	514.56	43.08	.00	.00	557.64
	I & S	.114500	57.35	.00	55.83	.00	113.18	.00	.00	.00	113.18
	TOTAL	.635000	318.07	.00	309.67	.00	627.74	43.08	.00	.00	670.82

01/06/2023 11:49:03 4173314
 TC298-D SELECTION: SYSTEM
 RECEIPT DATE: ALL
 LOCATION: LOCATION NAME NOT FOUND

TAX COLLECTION SYSTEM
 DEPOSIT DISTRIBUTION
 FROM: 12/01/2022 THRU 12/31/2022
 JURISDICTION: 0022 CITY OF EDINBURG

PAGE: 28
 EXCLUDES AG ROLLBACK

YEAR	FUND	TAX RATE	LEVY PAID	DISCOUNT GIVEN	PENALTY INTEREST	TIF AMOUNT	DISBURSE TOTAL	ATTORNEY	OTHER FEES	REFUND AMOUNT	PAYMENT AMOUNT
2010	M & O	.520040	303.98	.00	345.86	.00	649.84	33.07	.00	.00	682.91
	I & S	.114960	67.21	.00	76.46	.00	143.67	.00	.00	.00	143.67
	TOTAL	.635000	371.19	.00	422.32	.00	793.51	33.07	.00	.00	826.58
2009	M & O	.521900	125.43	.00	160.92	.00	286.35	41.40	.00	.00	327.75
	I & S	.113100	27.18	.00	34.87	.00	62.05	.00	.00	.00	62.05
	TOTAL	.635000	152.61	.00	195.79	.00	348.40	41.40	.00	.00	389.80
2008	M & O	.524210	423.30	.00	753.68	.00	1,176.98	212.92	.00	.00	1,389.90
	I & S	.110790	89.46	.00	159.29	.00	248.75	.00	.00	.00	248.75
	TOTAL	.635000	512.76	.00	912.97	.00	1,425.73	212.92	.00	.00	1,638.65
2007	M & O	.523260	63.19	.00	116.01	.00	179.20	31.57	.00	.00	210.77
	I & S	.111740	13.50	.00	24.76	.00	38.26	.00	.00	.00	38.26
	TOTAL	.635000	76.69	.00	140.77	.00	217.46	31.57	.00	.00	249.03
2006	M & O	.528740	123.30	.00	250.29	.00	373.59	67.30	.00	.00	440.89
	I & S	.106260	24.78	.00	50.30	.00	75.08	.00	.00	.00	75.08
	TOTAL	.635000	148.08	.00	300.59	.00	448.67	67.30	.00	.00	515.97
2005	M & O	.520850	50.45	.00	108.48	.00	158.93	29.06	.00	.00	187.99
	I & S	.114150	11.06	.00	23.77	.00	34.83	.00	.00	.00	34.83
	TOTAL	.635000	61.51	.00	132.25	.00	193.76	29.06	.00	.00	222.82
2004	M & O	.521690	50.53	.00	114.71	.00	165.24	30.17	.00	.00	195.41
	I & S	.113310	10.98	.00	24.92	.00	35.90	.00	.00	.00	35.90
	TOTAL	.635000	61.51	.00	139.63	.00	201.14	30.17	.00	.00	231.31
2003	M & O	.520050	50.38	.00	120.40	.00	170.78	31.28	.00	.00	202.06
	I & S	.114950	11.13	.00	26.61	.00	37.74	.00	.00	.00	37.74
	TOTAL	.635000	61.51	.00	147.01	.00	208.52	31.28	.00	.00	239.80
2002	M & O	.481290	21.47	.00	53.89	.00	75.36	14.92	.00	.00	90.28
	I & S	.153710	6.86	.00	17.21	.00	24.07	.00	.00	.00	24.07
	TOTAL	.635000	28.33	.00	71.10	.00	99.43	14.92	.00	.00	114.35
2000	M & O	.480380	249.40	.00	587.76	.00	837.16	.00	.00	.00	837.16
	I & S	.154620	80.28	.00	189.18	.00	269.46	.00	.00	.00	269.46
	TOTAL	.635000	329.68	.00	776.94	.00	1,106.62	.00	.00	.00	1,106.62
1996	M & O	.515250	43.52	.00	104.46	.00	147.98	17.62	.00	.00	165.60
	I & S	.119750	10.12	.00	24.28	.00	34.40	.00	.00	.00	34.40
	TOTAL	.635000	53.64	.00	128.74	.00	182.38	17.62	.00	.00	200.00
1982	M & O	.490000	11.52	.00	52.42	.00	63.94	.00	.00	.00	63.94
	I & S	.150000	3.53	.00	16.05	.00	19.58	.00	.00	.00	19.58
	TOTAL	.640000	15.05	.00	68.47	.00	83.52	.00	.00	.00	83.52

01/06/2023 11:49:03 4173314
 TC298-D SELECTION: SYSTEM
 RECEIPT DATE: ALL
 LOCATION: LOCATION NAME NOT FOUND

TAX COLLECTION SYSTEM
 DEPOSIT DISTRIBUTION
 FROM: 12/01/2022 THRU 12/31/2022
 JURISDICTION: 0022 CITY OF EDINBURG

EXCLUDES AG ROLLBACK

YEAR	FUND	TAX RATE	LEVY PAID	DISCOUNT GIVEN	PENALTY INTEREST	TIF AMOUNT	DISBURSE TOTAL	ATTORNEY	OTHER FEES	REFUND AMOUNT	PAYMENT AMOUNT
1981	M & O	.510000	32.83	.00	153.20	.00	186.03	.00	.00	.00	186.03
	I & S	.140000	9.01	.00	42.06	.00	51.07	.00	.00	.00	51.07
	TOTAL	.650000	41.84	.00	195.26	.00	237.10	.00	.00	.00	237.10
ALL	M & O		12,537,579.38	.00	9,854.83	.00	12,547,434.21	13,534.32	.00	.00	12,560,968.53
ALL	I & S		3,374,438.45	.00	1,999.85	.00	3,376,438.30	.00	.00	.00	3,376,438.30
ALL	TOTAL		15,912,017.83	.00	11,854.68	.00	15,923,872.51	13,534.32	.00	.00	15,937,406.83
DLQ	M & O		69,025.17	.00	9,854.83	.00	78,880.00	13,534.32	.00	.00	92,414.32
DLQ	I & S		16,188.04	.00	1,999.85	.00	18,187.89	.00	.00	.00	18,187.89
DLQ	TOTAL		85,213.21	.00	11,854.68	.00	97,067.89	13,534.32	.00	.00	110,602.21
CURR	M & O		12,468,554.21	.00	.00	.00	12,468,554.21	.00	.00	.00	12,468,554.21
CURR	I & S		3,358,250.41	.00	.00	.00	3,358,250.41	.00	.00	.00	3,358,250.41
CURR	TOTAL		15,826,804.62	.00	.00	.00	15,826,804.62	.00	.00	.00	15,826,804.62

01/06/2023 09:48:17 4173034
 TC298-D SELECTION: SYSTEM
 RECEIPT DATE: ALL
 LOCATION: LOCATION NAME NOT FOUND

TAX COLLECTION SYSTEM
 DEPOSIT DISTRIBUTION
 FROM: 12/01/2022 THRU 12/31/2022
 JURISDICTION: 0022 CITY OF EDINBURG

INCLUDES AG ROLLBACK

YEAR	FUND	TAX RATE	LEVY PAID	DISCOUNT GIVEN	PENALTY INTEREST	TIF AMOUNT	DISBURSE TOTAL	ATTORNEY	OTHER FEES	REFUND AMOUNT	PAYMENT AMOUNT
2022	M & O	.504200	12,468,554.21	.00	.00	.00	12,468,554.21	.00	.00	.00	12,468,554.21
	I & S	.135800	3,358,250.41	.00	.00	.00	3,358,250.41	.00	.00	.00	3,358,250.41
	TOTAL	.640000	15,826,804.62	.00	.00	.00	15,826,804.62	.00	.00	.00	15,826,804.62
2021	M & O	.544700	53,983.15	.00	483.11	.00	54,466.26	9,803.31	.00	.00	64,269.57
	I & S	.135300	13,409.11	.00	120.13	.00	13,529.24	.00	.00	.00	13,529.24
	TOTAL	.680000	67,392.26	.00	603.24	.00	67,995.50	9,803.31	.00	.00	77,798.81
2020	M & O	.582600	6,921.23	.00	2,300.41	.00	9,221.64	1,523.73	.00	.00	10,745.37
	I & S	.097400	1,157.11	.00	384.63	.00	1,541.74	.00	.00	.00	1,541.74
	TOTAL	.680000	8,078.34	.00	2,685.04	.00	10,763.38	1,523.73	.00	.00	12,287.11
2019	M & O	.557000	2,429.04	.00	1,033.25	.00	3,462.29	567.13	.00	.00	4,029.42
	I & S	.123000	536.40	.00	228.13	.00	764.53	.00	.00	.00	764.53
	TOTAL	.680000	2,965.44	.00	1,261.38	.00	4,226.82	567.13	.00	.00	4,793.95
2018	M & O	.544700	1,158.89	.00	615.68	.00	1,774.57	269.74	.00	.00	2,044.31
	I & S	.090300	192.13	.00	102.07	.00	294.20	.00	.00	.00	294.20
	TOTAL	.635000	1,351.02	.00	717.75	.00	2,068.77	269.74	.00	.00	2,338.51
2017	M & O	.558400	956.28	.00	619.35	.00	1,575.63	242.39	.00	.00	1,818.02
	I & S	.076600	131.17	.00	84.95	.00	216.12	.00	.00	.00	216.12
	TOTAL	.635000	1,087.45	.00	704.30	.00	1,791.75	242.39	.00	.00	2,034.14
2016	M & O	.534000	709.14	.00	578.49	.00	1,287.63	224.96	.00	.00	1,512.59
	I & S	.101000	134.11	.00	109.41	.00	243.52	.00	.00	.00	243.52
	TOTAL	.635000	843.25	.00	687.90	.00	1,531.15	224.96	.00	.00	1,756.11
2015	M & O	.539900	569.39	.00	540.47	.00	1,109.86	195.78	.00	.00	1,305.64
	I & S	.095100	100.29	.00	95.20	.00	195.49	.00	.00	.00	195.49
	TOTAL	.635000	669.68	.00	635.67	.00	1,305.35	195.78	.00	.00	1,501.13
2014	M & O	.523700	216.72	.00	200.68	.00	417.40	61.66	.00	.00	479.06
	I & S	.111300	46.06	.00	42.66	.00	88.72	.00	.00	.00	88.72
	TOTAL	.635000	262.78	.00	243.34	.00	506.12	61.66	.00	.00	567.78
2013	M & O	.521400	169.63	.00	202.08	.00	371.71	67.91	.00	.00	439.62
	I & S	.113600	36.96	.00	44.03	.00	80.99	.00	.00	.00	80.99
	TOTAL	.635000	206.59	.00	246.11	.00	452.70	67.91	.00	.00	520.61
2012	M & O	.521040	101.68	.00	105.39	.00	207.07	25.32	.00	.00	232.39
	I & S	.113960	22.25	.00	23.05	.00	45.30	.00	.00	.00	45.30
	TOTAL	.635000	123.93	.00	128.44	.00	252.37	25.32	.00	.00	277.69
2011	M & O	.520500	260.72	.00	253.84	.00	514.56	43.08	.00	.00	557.64
	I & S	.114500	57.35	.00	55.83	.00	113.18	.00	.00	.00	113.18
	TOTAL	.635000	318.07	.00	309.67	.00	627.74	43.08	.00	.00	670.82

01/06/2023 09:48:17 4173034
 TC298-D SELECTION: SYSTEM
 RECEIPT DATE: ALL
 LOCATION: LOCATION NAME NOT FOUND

TAX COLLECTION SYSTEM
 DEPOSIT DISTRIBUTION
 FROM: 12/01/2022 THRU 12/31/2022
 JURISDICTION: 0022 CITY OF EDINBURG

PAGE: 28
 INCLUDES AG ROLLBACK

YEAR	FUND	TAX RATE	LEVY PAID	DISCOUNT GIVEN	PENALTY INTEREST	TIF AMOUNT	DISBURSE TOTAL	ATTORNEY	OTHER FEES	REFUND AMOUNT	PAYMENT AMOUNT
2010	M & O	.520040	303.98	.00	345.86	.00	649.84	33.07	.00	.00	682.91
	I & S	.114960	67.21	.00	76.46	.00	143.67	.00	.00	.00	143.67
	TOTAL	.635000	371.19	.00	422.32	.00	793.51	33.07	.00	.00	826.58
2009	M & O	.521900	125.43	.00	160.92	.00	286.35	41.40	.00	.00	327.75
	I & S	.113100	27.18	.00	34.87	.00	62.05	.00	.00	.00	62.05
	TOTAL	.635000	152.61	.00	195.79	.00	348.40	41.40	.00	.00	389.80
2008	M & O	.524210	423.30	.00	753.68	.00	1,176.98	212.92	.00	.00	1,389.90
	I & S	.110790	89.46	.00	159.29	.00	248.75	.00	.00	.00	248.75
	TOTAL	.635000	512.76	.00	912.97	.00	1,425.73	212.92	.00	.00	1,638.65
2007	M & O	.523260	63.19	.00	116.01	.00	179.20	31.57	.00	.00	210.77
	I & S	.111740	13.50	.00	24.76	.00	38.26	.00	.00	.00	38.26
	TOTAL	.635000	76.69	.00	140.77	.00	217.46	31.57	.00	.00	249.03
2006	M & O	.528740	123.30	.00	250.29	.00	373.59	67.30	.00	.00	440.89
	I & S	.106260	24.78	.00	50.30	.00	75.08	.00	.00	.00	75.08
	TOTAL	.635000	148.08	.00	300.59	.00	448.67	67.30	.00	.00	515.97
2005	M & O	.520850	50.45	.00	108.48	.00	158.93	29.06	.00	.00	187.99
	I & S	.114150	11.06	.00	23.77	.00	34.83	.00	.00	.00	34.83
	TOTAL	.635000	61.51	.00	132.25	.00	193.76	29.06	.00	.00	222.82
2004	M & O	.521690	50.53	.00	114.71	.00	165.24	30.17	.00	.00	195.41
	I & S	.113310	10.98	.00	24.92	.00	35.90	.00	.00	.00	35.90
	TOTAL	.635000	61.51	.00	139.63	.00	201.14	30.17	.00	.00	231.31
2003	M & O	.520050	50.38	.00	120.40	.00	170.78	31.28	.00	.00	202.06
	I & S	.114950	11.13	.00	26.61	.00	37.74	.00	.00	.00	37.74
	TOTAL	.635000	61.51	.00	147.01	.00	208.52	31.28	.00	.00	239.80
2002	M & O	.481290	21.47	.00	53.89	.00	75.36	14.92	.00	.00	90.28
	I & S	.153710	6.86	.00	17.21	.00	24.07	.00	.00	.00	24.07
	TOTAL	.635000	28.33	.00	71.10	.00	99.43	14.92	.00	.00	114.35
2000	M & O	.480380	249.40	.00	587.76	.00	837.16	.00	.00	.00	837.16
	I & S	.154620	80.28	.00	189.18	.00	269.46	.00	.00	.00	269.46
	TOTAL	.635000	329.68	.00	776.94	.00	1,106.62	.00	.00	.00	1,106.62
1996	M & O	.515250	43.52	.00	104.46	.00	147.98	17.62	.00	.00	165.60
	I & S	.119750	10.12	.00	24.28	.00	34.40	.00	.00	.00	34.40
	TOTAL	.635000	53.64	.00	128.74	.00	182.38	17.62	.00	.00	200.00
1982	M & O	.490000	11.52	.00	52.42	.00	63.94	.00	.00	.00	63.94
	I & S	.150000	3.53	.00	16.05	.00	19.58	.00	.00	.00	19.58
	TOTAL	.640000	15.05	.00	68.47	.00	83.52	.00	.00	.00	83.52

01/06/2023 09:48:17 4173034
 TC298-D SELECTION: SYSTEM
 RECEIPT DATE: ALL
 LOCATION: LOCATION NAME NOT FOUND

TAX COLLECTION SYSTEM
 DEPOSIT DISTRIBUTION
 FROM: 12/01/2022 THRU 12/31/2022
 JURISDICTION: 0022 CITY OF EDINBURG

INCLUDES AG ROLLBACK

YEAR	FUND	TAX RATE	LEVY PAID	DISCOUNT GIVEN	PENALTY INTEREST	TIF AMOUNT	DISBURSE TOTAL	ATTORNEY	OTHER FEES	REFUND AMOUNT	PAYMENT AMOUNT
1981	M & O	.510000	32.83	.00	153.20	.00	186.03	.00	.00	.00	186.03
	I & S	.140000	9.01	.00	42.06	.00	51.07	.00	.00	.00	51.07
	TOTAL	.650000	41.84	.00	195.26	.00	237.10	.00	.00	.00	237.10
ALL	M & O		12,537,579.38	.00	9,854.83	.00	12,547,434.21	13,534.32	.00	.00	12,560,968.53
ALL	I & S		3,374,438.45	.00	1,999.85	.00	3,376,438.30	.00	.00	.00	3,376,438.30
ALL	TOTAL		15,912,017.83	.00	11,854.68	.00	15,923,872.51	13,534.32	.00	.00	15,937,406.83
DLQ	M & O		69,025.17	.00	9,854.83	.00	78,880.00	13,534.32	.00	.00	92,414.32
DLQ	I & S		16,188.04	.00	1,999.85	.00	18,187.89	.00	.00	.00	18,187.89
DLQ	TOTAL		85,213.21	.00	11,854.68	.00	97,067.89	13,534.32	.00	.00	110,602.21
CURR	M & O		12,468,554.21	.00	.00	.00	12,468,554.21	.00	.00	.00	12,468,554.21
CURR	I & S		3,358,250.41	.00	.00	.00	3,358,250.41	.00	.00	.00	3,358,250.41
CURR	TOTAL		15,826,804.62	.00	.00	.00	15,826,804.62	.00	.00	.00	15,826,804.62

01/06/2023 12:46:2 4173314
TC168

TAX COLLECTION SYSTEM
TAX COLLECTOR MONTHLY REPORT
FROM 12/01/2022 TO 12/31/2022

EXCLUDES AG ROLLBACK

FISCAL START: 10/01/2022 END: 09/30/2023 JURISDICTION: 0022 CITY OF EDINBURG

	CERT TAXABLE VALUE	ADJUSTMENTS	ADJ TAX VALUE	TAX RATE	TAX LEVY	PAID ACCTS
	-----	-----	-----	-----	-----	-----
CURRENT YEAR	6,063,760,149	199,149,205	6,262,909,354	0 00.640000	39,337,217.09	17,804
	-----	-----	-----	-----	-----	-----

YEAR	TAXES DUE	MONTH ADJ	ADJUSTMENT YTD	LEVY PAID	PAID YTD	BALANCE	COLL %	YTD UNCOLL
	-----	-----	-----	-----	-----	-----	-----	-----
2022	38,127,169.45	652.88-	1,210,047.64	15,826,804.62	18,634,165.92	20,703,051.17	47.37	0.00
2021	794,535.75	.00	31,719.63-	67,392.26	157,260.97	605,555.15	20.62	1,055.74-
2020	307,299.71	.00	5,776.80-	8,078.34	26,258.09	275,264.82	8.71	0.00
2019	233,911.82	.00	81.20-	2,965.44	11,359.80	222,470.82	4.86	0.00
2018	199,536.23	.00	2,190.25-	1,351.02	5,187.59	192,158.39	2.63	0.00
2017	127,076.74	.00	0.00	1,087.45	2,693.04	124,383.70	2.12	0.00
2016	110,525.00	.00	0.00	843.25	2,460.31	108,064.69	2.23	0.00
2015	101,159.24	.00	0.00	669.68	2,260.17	98,899.07	2.23	0.00
2014	80,975.45	.00	0.00	262.78	1,922.53	79,052.92	2.37	0.00
2013	73,906.22	.00	0.00	206.59	1,388.31	72,517.91	1.88	0.00
2012	72,707.84	.00	0.00	123.93	490.68	72,217.16	.67	0.00
2011	70,361.79	.00	0.00	318.07	812.86	69,548.93	1.16	0.00
2010	69,236.04	.00	0.00	371.19	867.21	68,368.83	1.25	0.00
2009	57,834.02	.00	0.00	152.61	714.93	57,119.09	1.24	0.00
2008	49,443.10	.00	0.00	512.76	568.58	48,874.52	1.15	0.00
2007	48,838.57	.00	0.00	76.69	96.84	48,741.73	.20	0.00
2006	40,942.70	.00	0.00	148.08	282.83	40,659.87	.69	0.00
2005	34,994.98	.00	0.00	61.51	152.32	34,842.66	.44	0.00
2004	32,688.48	.00	0.00	61.51	61.51	32,626.97	.19	0.00
2003	24,920.41	.00	0.00	61.51	77.70	24,842.71	.31	0.00
2002	24,661.00	.00	0.00	28.33	28.33	24,632.67	.11	0.00
2001	92,670.28	.00	0.00	440.21	695.47	91,974.81	.75	0.00
****	40,775,394.82	652.88-	1,170,279.76	15,912,017.83	18,849,805.99	23,095,868.59		1,055.74-
CURR	38,127,169.45	652.88-	1,210,047.64	15,826,804.62	18,634,165.92	20,703,051.17		0.00
DELQ	2,648,225.37	.00	39,767.88-	85,213.21	215,640.07	2,392,817.42		1,055.74-

01/05/2023 11:29:2 4171743
TC168

TAX COLLECTION SYSTEM
TAX COLLECTOR MONTHLY REPORT
FROM 12/01/2022 TO 12/31/2022

AG ROLLBACK ONLY

FISCAL START: 10/01/2022 END: 09/30/2023 JURISDICTION: 0022 CITY OF EDINBURG

	CERT TAXABLE VALUE	ADJUSTMENTS	ADJ TAX VALUE	TAX RATE	TAX LEVY	PAID ACCTS
	-----	-----	-----	-----	-----	-----
CURRENT YEAR	0	0	0 0	00.000000	0.00	0
	-----	-----	-----	-----	-----	-----

YEAR	TAXES DUE	MONTH ADJ	ADJUSTMENT YTD	LEVY PAID	PAID YTD	BALANCE	COLL %	YTD UNCOLL
	-----	-----	-----	-----	-----	-----	-----	-----
2021	20,637.28	10,980.27	10,980.27	0.00	662.52	30,955.03	2.10	0.00
2020	29,489.03	10,842.96	10,842.96	0.00	662.69	39,669.30	1.64	0.00
2019	32,521.71	10,840.35	10,840.35	0.00	662.52	42,699.54	1.53	0.00
2018	5,000.12	.00	0.00	0.00	0.00	5,000.12		0.00
2017	0.00	.00	0.00	0.00	0.00	0.00		0.00
2001	578.64	.00	0.00	0.00	0.00	578.64		0.00
****	88,226.78	32,663.58	32,663.58	0.00	1,987.73	118,902.63		0.00
CURR	0.00	.00	0.00	0.00	0.00	0.00		0.00
DELQ	88,226.78	32,663.58	32,663.58	0.00	1,987.73	118,902.63		0.00

01/06/2023 11:05:1 4173034
TC168

TAX COLLECTION SYSTEM
TAX COLLECTOR MONTHLY REPORT
FROM 12/01/2022 TO 12/31/2022

INCLUDES AG ROLLBACK

FISCAL START: 10/01/2022 END: 09/30/2023 JURISDICTION: 0022 CITY OF EDINBURG

	CERT TAXABLE VALUE	ADJUSTMENTS	ADJ TAX VALUE	TAX RATE	TAX LEVY	PAID ACCTS
	-----	-----	-----	-----	-----	-----
CURRENT YEAR	6,063,760,149	199,149,205	6,262,909,354 0	00.640000	39,337,217.09	17,804
	-----	-----	-----	-----	-----	-----

YEAR	TAXES DUE	MONTH ADJ	ADJUSTMENT YTD	LEVY PAID	PAID YTD	BALANCE	COLL %	YTD UNCOLL
	-----	-----	-----	-----	-----	-----	-----	-----
2022	38,127,169.45	652.88-	1,210,047.64	15,826,804.62	18,634,165.92	20,703,051.17	47.37	0.00
2021	815,173.03	10,980.27	20,739.36-	67,392.26	157,923.49	636,510.18	19.88	1,055.74-
2020	336,788.74	10,842.96	5,066.16	8,078.34	26,920.78	314,934.12	7.87	0.00
2019	266,433.53	10,840.35	10,759.15	2,965.44	12,022.32	265,170.36	4.34	0.00
2018	204,536.35	.00	2,190.25-	1,351.02	5,187.59	197,158.51	2.56	0.00
2017	127,076.74	.00	0.00	1,087.45	2,693.04	124,383.70	2.12	0.00
2016	110,525.00	.00	0.00	843.25	2,460.31	108,064.69	2.23	0.00
2015	101,159.24	.00	0.00	669.68	2,260.17	98,899.07	2.23	0.00
2014	80,975.45	.00	0.00	262.78	1,922.53	79,052.92	2.37	0.00
2013	73,906.22	.00	0.00	206.59	1,388.31	72,517.91	1.88	0.00
2012	72,707.84	.00	0.00	123.93	490.68	72,217.16	.67	0.00
2011	70,361.79	.00	0.00	318.07	812.86	69,548.93	1.16	0.00
2010	69,236.04	.00	0.00	371.19	867.21	68,368.83	1.25	0.00
2009	57,834.02	.00	0.00	152.61	714.93	57,119.09	1.24	0.00
2008	49,443.10	.00	0.00	512.76	568.58	48,874.52	1.15	0.00
2007	48,838.57	.00	0.00	76.69	56.84	48,741.73	.20	0.00
2006	40,942.70	.00	0.00	148.08	282.83	40,659.87	.69	0.00
2005	34,994.98	.00	0.00	61.51	152.32	34,842.66	.44	0.00
2004	32,688.48	.00	0.00	61.51	61.51	32,626.97	.19	0.00
2003	24,920.41	.00	0.00	61.51	77.70	24,842.71	.31	0.00
2002	24,661.00	.00	0.00	28.33	28.33	24,632.67	.11	0.00
2001	93,248.92	.00	0.00	440.21	695.47	92,553.45	.75	0.00
****	40,863,621.60	32,010.70	1,202,943.34	15,912,017.83	18,851,793.72	23,214,771.22		1,055.74-
CURR	38,127,169.45	652.88-	1,210,047.64	15,826,804.62	18,634,165.92	20,703,051.17		0.00
DELT	2,736,452.15	32,663.58	7,104.30-	85,213.21	217,627.80	2,511,720.05		1,055.74-

TAX COLLECTION SYSTEM
TAX COLLECTOR MONTHLY REPORT
FROM 12/01/2022 TO 12/31/2022

EXCLUDES AG ROLLBACK

JURISDICTION: 0022 CITY OF EDINBURG

	CERT TAXABLE VALUE	ADJUSTMENTS	ADJ TAX VALUE	TAX RATE	TAX LEVY	PAID ACCTS
	-----	-----	-----	-----	-----	-----
CURRENT YEAR	6,063,760,149	199,149,205	6,262,909,354	0.640000	39,337,217.09	17,804
	-----	-----	-----	-----	-----	-----

YEAR	TAXES DUE	MONTH ADJ	ADJUSTMENT YTD	LEVY PAID	PAID YTD	BALANCE	COLL %	YTD UNCOLL
2022	38,127,169.45	652.88-	1,210,047.64	15,826,804.62	18,634,165.92	20,703,051.17	47.37	0.00
	ADJUSTMENT REFUNDS	46.98-	910.48-					
2021	794,535.75	.00	31,719.63-	67,392.26	157,260.97	605,555.15	20.62	1,055.74-
	ADJUSTMENT REFUNDS	.00	29,006.13-					
2020	307,299.71	.00	5,776.80-	8,078.34	26,258.09	275,264.82	8.71	0.00
	ADJUSTMENT REFUNDS	.00	5,611.02-					
2019	233,911.82	.00	81.20-	2,965.44	11,359.80	222,470.82	4.86	0.00
	ADJUSTMENT REFUNDS	.00	81.20-					
2018	199,536.23	.00	2,190.25-	1,351.02	5,187.59	192,158.39	2.63	0.00
	ADJUSTMENT REFUNDS	.00	2,190.25-					
2017	127,076.74	.00	0.00	1,087.45	2,693.04	124,383.70	2.12	0.00
2016	110,525.00	.00	0.00	843.25	2,460.31	108,064.69	2.23	0.00
2015	101,159.24	.00	0.00	669.68	2,260.17	98,899.07	2.23	0.00
2014	80,975.45	.00	0.00	262.78	1,922.53	79,052.92	2.37	0.00
2013	73,906.22	.00	0.00	206.59	1,388.31	72,517.91	1.88	0.00
2012	72,707.84	.00	0.00	123.93	490.68	72,217.16	.67	0.00
2011	70,361.79	.00	0.00	318.07	812.86	69,548.93	1.16	0.00
2010	69,236.04	.00	0.00	371.19	867.21	68,368.83	1.25	0.00
2009	57,834.02	.00	0.00	152.61	714.93	57,119.09	1.24	0.00
2008	49,443.10	.00	0.00	512.76	568.58	48,874.52	1.15	0.00
2007	48,838.57	.00	0.00	76.69	96.84	48,741.73	.20	0.00
2006	40,942.70	.00	0.00	148.08	282.83	40,659.87	.69	0.00
2005	34,994.98	.00	0.00	61.51	152.32	34,842.66	.44	0.00
2004	32,688.48	.00	0.00	61.51	61.51	32,626.97	.19	0.00
2003	24,920.41	.00	0.00	61.51	77.70	24,842.71	.31	0.00
2002	24,661.00	.00	0.00	28.33	28.33	24,632.67	.11	0.00
2001	92,670.28	.00	0.00	440.21	695.47	91,974.81	.75	0.00
****	40,775,394.82	652.88-	1,170,279.76	15,912,017.83	18,849,805.99	23,095,868.59		1,055.74-
	ADJUSTMENT REFUNDS	46.98-	37,799.08-					

01/05/2023 15:17:4
TC168

4172292

TAX COLLECTION SYSTEM
TAX COLLECTOR MONTHLY REPORT
FROM 12/01/2022 TO 12/31/2022

AG ROLLBACK ONLY

JURISDICTION: 0022 CITY OF EDINBURG

	CERT TAXABLE VALUE	ADJUSTMENTS	ADJ TAX VALUE	TAX RATE	TAX LEVY	PAID ACCTS
CURRENT YEAR	0	0	0	0.680000	31,617.55	1

YEAR	TAXES DUE	MONTH ADJ	ADJUSTMENT YTD	LEVY PAID	PAID YTD	BALANCE	COLL %	YTD UNCOLL
2021	20,637.28	10,980.27	10,980.27	0.00	662.52	30,955.03	2.10	0.00
ADJUSTMENT REFUNDS		.00	29,006.13-					
2020	29,489.03	10,842.96	10,842.96	0.00	662.69	39,669.30	1.64	0.00
ADJUSTMENT REFUNDS		.00	5,611.02-					
2019	32,521.71	10,840.35	10,840.35	0.00	662.52	42,699.54	1.53	0.00
ADJUSTMENT REFUNDS		.00	81.20-					
2018	5,000.12	.00	0.00	0.00	0.00	5,000.12		0.00
ADJUSTMENT REFUNDS		.00	2,190.25-					
2017	0.00	.00	0.00	0.00	0.00	0.00		0.00
2001	578.64	.00	0.00	0.00	0.00	578.64		0.00
****	88,226.78	32,663.58	32,663.58	0.00	1,987.73	118,902.63		0.00
ADJUSTMENT REFUNDS		00	36,888.60-					

01/06/2023 13:22:4
TC168

4173536

TAX COLLECTION SYSTEM
TAX COLLECTOR MONTHLY REPORT
FROM 12/01/2022 TO 12/31/2022

INCLUDES AG ROLLBACK

JURISDICTION: 0022 CITY OF EDINBURG

	CERT TAXABLE VALUE	ADJUSTMENTS	ADJ TAX VALUE	TAX RATE	TAX LEVY	PAID ACCTS
CURRENT YEAR	6,063,760,149	199,149,205	6,262,909,354	0.640000	39,337,217.09	17,804

YEAR	TAXES DUE	MONTH ADJ	ADJUSTMENT YTD	LEVY PAID	PAID YTD	BALANCE	COLL %	YTD UNCOLL
2022	38,127,169.45	652.88-	1,210,047.64	15,826,804.62	18,634,165.92	20,703,051.17	47.37	0.00
	ADJUSTMENT REFUNDS	46.98-	910.48-					
2021	815,173.03	10,980.27	20,739.36-	67,392.26	157,923.49	636,510.18	19.88	1,055.74-
	ADJUSTMENT REFUNDS	.00	29,006.13-					
2020	336,788.74	10,842.96	5,066.16	8,078.34	26,920.78	314,934.12	7.87	0.00
	ADJUSTMENT REFUNDS	.00	5,611.02-					
2019	266,433.53	10,840.35	10,759.15	2,965.44	12,022.32	265,170.36	4.34	0.00
	ADJUSTMENT REFUNDS	.00	81.20-					
2018	204,536.35	.00	2,190.25-	1,351.02	5,187.59	197,158.51	2.56	0.00
	ADJUSTMENT REFUNDS	.00	2,190.25-					
2017	127,076.74	.00	0.00	1,087.45	2,693.04	124,383.70	2.12	0.00
2016	110,525.00	.00	0.00	843.25	2,460.31	108,064.69	2.23	0.00
2015	101,159.24	.00	0.00	669.68	2,260.17	98,899.07	2.23	0.00
2014	80,975.45	.00	0.00	262.78	1,922.53	79,052.92	2.37	0.00
2013	73,906.22	.00	0.00	266.59	1,388.31	72,517.91	1.88	0.00
2012	72,707.84	.00	0.00	123.93	490.68	72,217.16	.67	0.00
2011	70,361.79	.00	0.00	318.07	812.86	69,548.93	1.16	0.00
2010	69,236.04	.00	0.00	371.19	867.21	68,368.83	1.25	0.00
2009	57,834.02	.00	0.00	152.61	714.93	57,119.09	1.24	0.00
2008	49,443.10	.00	0.00	512.76	568.58	48,874.52	1.15	0.00
2007	48,838.57	.00	0.00	76.69	96.84	48,741.73	.20	0.00
2006	40,942.70	.00	0.00	148.08	282.83	40,659.87	.69	0.00
2005	34,994.98	.00	0.00	61.51	152.32	34,842.66	.44	0.00
2004	32,688.48	.00	0.00	61.51	61.51	32,626.97	.19	0.00
2003	24,920.41	.00	0.00	61.51	77.70	24,842.71	.31	0.00
2002	24,661.00	.00	0.00	28.33	28.33	24,632.67	.11	0.00
2001	93,248.92	.00	0.00	440.21	695.47	92,553.45	.75	0.00
****	40,863,621.60	32,010.70	1,202,943.34	15,912,017.83	18,851,793.72	23,214,771.22		1,055.74-
	ADJUSTMENT REFUNDS	46.98-	37,799.08-					

01/05/2023 11:42:59 4171762
 TC298-D SELECTION: SYSTEM
 RECEIPT DATE: ALL
 LOCATION: LOCATION NAME NOT FOUND

TAX COLLECTION SYSTEM
 DEPOSIT DISTRIBUTION
 FROM: 10/01/2022 THRU 12/31/2022
 JURISDICTION: 0022 CITY OF EDINBURG

EXCLUDES AG ROLLBACK

YEAR	FUND	TAX RATE	LEVY PAID	DISCOUNT GIVEN	PENALTY INTEREST	TIF AMOUNT	DISBURSE TOTAL	ATTORNEY	OTHER FEES	REFUND AMOUNT	PAYMENT AMOUNT
2022	M & O	.504200	14,680,228.71	.00	.00	.00	14,680,228.71	.00	.00	.00	14,680,228.71
	I & S	.135800	3,953,937.21	.00	.00	.00	3,953,937.21	.00	.00	.00	3,953,937.21
	TOTAL	.640000	18,634,165.92	.00	.00	.00	18,634,165.92	.00	.00	.00	18,634,165.92
2021	M & O	.544700	125,970.21	.00	20,087.43	.00	146,057.64	30,260.35	.00	.00	176,317.99
	I & S	.135300	31,290.76	.00	4,989.69	.00	36,280.45	.00	.00	.00	36,280.45
	TOTAL	.680000	157,260.97	.00	25,077.12	.00	182,338.09	30,260.35	.00	.00	212,598.44
2020	M & O	.582600	22,497.06	.00	8,865.77	.00	31,362.83	5,993.57	.00	.00	37,356.40
	I & S	.097400	3,761.03	.00	1,482.23	.00	5,243.26	.00	.00	.00	5,243.26
	TOTAL	.680000	26,258.09	.00	10,348.00	.00	36,606.09	5,993.57	.00	.00	42,599.66
2019	M & O	.557000	9,305.02	.00	3,924.83	.00	13,229.85	2,193.92	.00	.00	15,423.77
	I & S	.123000	2,054.78	.00	866.70	.00	2,921.48	.00	.00	.00	2,921.48
	TOTAL	.680000	11,359.80	.00	4,791.53	.00	16,151.33	2,193.92	.00	.00	18,345.25
2018	M & O	.544700	4,449.93	.00	3,227.38	.00	7,677.31	1,419.06	.00	.00	9,096.37
	I & S	.090300	737.66	.00	535.01	.00	1,272.67	.00	.00	.00	1,272.67
	TOTAL	.635000	5,187.59	.00	3,762.39	.00	8,949.98	1,419.06	.00	.00	10,369.04
2017	M & O	.558400	2,368.21	.00	1,340.08	.00	3,708.29	483.46	.00	.00	4,191.75
	I & S	.076600	324.83	.00	183.83	.00	508.66	.00	.00	.00	508.66
	TOTAL	.635000	2,693.04	.00	1,523.91	.00	4,216.95	483.46	.00	.00	4,700.41
2016	M & O	.534000	2,068.99	.00	1,413.75	.00	3,482.74	486.54	.00	.00	3,969.28
	I & S	.101000	391.32	.00	267.40	.00	658.72	.00	.00	.00	658.72
	TOTAL	.635000	2,460.31	.00	1,681.15	.00	4,141.46	486.54	.00	.00	4,628.00
2015	M & O	.539900	1,921.68	.00	1,537.52	.00	3,459.20	486.30	.00	.00	3,945.50
	I & S	.095100	338.49	.00	270.82	.00	609.31	.00	.00	.00	609.31
	TOTAL	.635000	2,260.17	.00	1,808.34	.00	4,068.51	486.30	.00	.00	4,554.81
2014	M & O	.523700	1,585.57	.00	1,336.61	.00	2,922.18	372.73	.00	.00	3,294.91
	I & S	.111300	336.96	.00	284.09	.00	621.05	.00	.00	.00	621.05
	TOTAL	.635000	1,922.53	.00	1,620.70	.00	3,543.23	372.73	.00	.00	3,915.96
2013	M & O	.521400	1,139.95	.00	971.44	.00	2,111.39	178.32	.00	.00	2,289.71
	I & S	.113600	248.36	.00	211.65	.00	460.01	.00	.00	.00	460.01
	TOTAL	.635000	1,388.31	.00	1,183.09	.00	2,571.40	178.32	.00	.00	2,749.72
2012	M & O	.521040	402.61	.00	321.82	.00	724.43	41.43	.00	.00	765.86
	I & S	.113960	88.07	.00	70.37	.00	158.44	.00	.00	.00	158.44
	TOTAL	.635000	490.68	.00	392.19	.00	882.87	41.43	.00	.00	924.30
2011	M & O	.520500	666.29	.00	565.63	.00	1,231.92	56.87	.00	.00	1,288.79
	I & S	.114500	146.57	.00	124.41	.00	270.98	.00	.00	.00	270.98
	TOTAL	.635000	812.86	.00	690.04	.00	1,502.90	56.87	.00	.00	1,559.77

01/05/2023 11:42:59 4171762
 TC298-D SELECTION: SYSTEM
 RECEIPT DATE: ALL
 LOCATION: LOCATION NAME NOT FOUND

TAX COLLECTION SYSTEM
 DEPOSIT DISTRIBUTION
 FROM: 10/01/2022 THRU 12/31/2022
 JURISDICTION: 0022 CITY OF EDINBURG

EXCLUDES AG ROLLBACK

YEAR	FUND	TAX RATE	LEVY PAID	DISCOUNT GIVEN	PENALTY INTEREST	TIF AMOUNT	DISBURSE TOTAL	ATTORNEY	OTHER FEES	REFUND AMOUNT	PAYMENT AMOUNT
2010	M & O	.520040	710.21	.00	732.55	.00	1,442.76	42.22	.00	.00	1,484.98
	I & S	.114960	157.00	.00	161.95	.00	318.95	.00	.00	.00	318.95
	TOTAL	.635000	867.21	.00	894.50	.00	1,761.71	42.22	.00	.00	1,803.93
2009	M & ●	.521900	587.60	.00	607.99	.00	1,195.59	75.22	.00	.00	1,270.81
	I & S	.113100	127.33	.00	131.77	.00	259.10	.00	.00	.00	259.10
	TOTAL	.635000	714.93	.00	739.76	.00	1,454.69	75.22	.00	.00	1,529.91
2008	M & O	.524210	469.38	.00	805.25	.00	1,274.63	223.30	.00	.00	1,497.93
	I & S	.110790	99.20	.00	170.19	.00	269.39	.00	.00	.00	269.39
	TOTAL	.635000	568.58	.00	975.44	.00	1,544.02	223.30	.00	.00	1,767.32
2007	M & O	.523260	79.79	.00	142.80	.00	222.59	38.43	.00	.00	261.02
	I & S	.111740	17.05	.00	30.48	.00	47.53	.00	.00	.00	47.53
	TOTAL	.635000	96.84	.00	173.28	.00	270.12	38.43	.00	.00	308.55
2006	M & ●	.528740	235.51	.00	459.18	.00	694.69	121.15	.00	.00	815.84
	I & S	.106260	47.32	.00	92.28	.00	139.60	.00	.00	.00	139.60
	TOTAL	.635000	282.83	.00	551.46	.00	834.29	121.15	.00	.00	955.44
2005	M & ●	.520850	124.93	.00	255.21	.00	380.14	66.61	.00	.00	446.75
	I & S	.114150	27.39	.00	55.93	.00	83.32	.00	.00	.00	83.32
	TOTAL	.635000	152.32	.00	311.14	.00	463.46	66.61	.00	.00	530.07
2004	M & ●	.521690	50.53	.00	114.71	.00	165.24	30.17	.00	.00	195.41
	I & S	.113310	10.98	.00	24.92	.00	35.90	.00	.00	.00	35.90
	TOTAL	.635000	61.51	.00	139.63	.00	201.14	30.17	.00	.00	231.31
2003	M & O	.520050	63.64	.00	151.83	.00	215.47	39.47	.00	.00	254.94
	I & S	.114950	14.06	.00	33.56	.00	47.62	.00	.00	.00	47.62
	TOTAL	.635000	77.70	.00	185.39	.00	263.09	39.47	.00	.00	302.56
2002	M & O	.481290	21.47	.00	53.89	.00	75.36	14.92	.00	.00	90.28
	I & S	.153710	6.86	.00	17.21	.00	24.07	.00	.00	.00	24.07
	TOTAL	.635000	28.33	.00	71.10	.00	99.43	14.92	.00	.00	114.35
2000	M & O	.480380	283.76	.00	681.73	.00	965.49	25.44	.00	.00	990.93
	I & S	.154620	91.34	.00	219.43	.00	310.77	.00	.00	.00	310.77
	TOTAL	.635000	375.10	.00	901.16	.00	1,276.26	25.44	.00	.00	1,301.70
1999	M & O	.518950	121.79	.00	301.14	.00	422.93	.00	.00	.00	422.93
	I & S	.116050	27.24	.00	67.34	.00	94.58	.00	.00	.00	94.58
	TOTAL	.635000	149.03	.00	368.48	.00	517.51	.00	.00	.00	517.51
1996	M & O	.515250	47.24	.00	113.39	.00	160.63	19.13	.00	.00	179.76
	I & S	.119750	10.99	.00	26.36	.00	37.35	.00	.00	.00	37.35
	TOTAL	.635000	58.23	.00	139.75	.00	197.98	19.13	.00	.00	217.11

01/05/2023 11:42:59 4171762
 TC298-D SELECTION: SYSTEM
 RECEIPT DATE: ALL
 LOCATION: LOCATION NAME NOT FOUND

TAX COLLECTION SYSTEM
 DEPOSIT DISTRIBUTION
 FROM: 10/01/2022 THRU 12/31/2022
 JURISDICTION: 0022 CITY OF EDINBURG

EXCLUDES AG ROLLBACK

YEAR	FUND	TAX RATE	LEVY PAID	DISCOUNT GIVEN	PENALTY INTEREST	TIP AMOUNT	DISBURSE TOTAL	ATTORNEY	OTHER FEES	REFUND AMOUNT	PAYMENT AMOUNT
1995	M & O	.508930	37.97	.00	95.45	.00	133.42	16.42	.00	.00	149.84
	I & S	.126070	9.41	.00	23.64	.00	33.05	.00	.00	.00	33.05
	TOTAL	.635000	47.38	.00	119.09	.00	166.47	16.42	.00	.00	182.89
1982	M & O	.490000	11.52	.00	52.42	.00	63.94	.00	.00	.00	63.94
	I & S	.150000	3.53	.00	16.05	.00	19.58	.00	.00	.00	19.58
	TOTAL	.640000	15.05	.00	68.47	.00	83.52	.00	.00	.00	83.52
1981	M & O	.510000	39.77	.00	185.49	.00	225.26	.00	.00	.00	225.26
	I & S	.140000	10.91	.00	50.93	.00	61.84	.00	.00	.00	61.84
	TOTAL	.650000	50.68	.00	236.42	.00	287.10	.00	.00	.00	287.10
ALL	M & O		14,855,489.34	.00	48,345.29	.00	14,903,834.63	42,685.03	.00	.00	14,946,519.66
ALL	I & S		3,994,316.65	.00	10,408.24	.00	4,004,724.89	.00	.00	.00	4,004,724.89
ALL	TOTAL		18,849,805.99	.00	58,753.53	.00	18,908,559.52	42,685.03	.00	.00	18,951,244.55
DLQ	M & O		175,260.63	.00	48,345.29	.00	223,605.92	42,685.03	.00	.00	266,290.95
DLQ	I & S		40,379.44	.00	10,408.24	.00	50,787.68	.00	.00	.00	50,787.68
DLQ	TOTAL		215,640.07	.00	58,753.53	.00	274,393.60	42,685.03	.00	.00	317,078.63
CURR	M & O		14,680,228.71	.00	.00	.00	14,680,228.71	.00	.00	.00	14,680,228.71
CURR	I & S		3,953,937.21	.00	.00	.00	3,953,937.21	.00	.00	.00	3,953,937.21
CURR	TOTAL		18,634,165.92	.00	.00	.00	18,634,165.92	.00	.00	.00	18,634,165.92

01/05/2023 11:24:54 4171761
 TC298-D SELECTION: SYSTEM
 RECEIPT DATE: ALL
 LOCATION: LOCATION NAME NOT FOUND

TAX COLLECTION SYSTEM
 DEPOSIT DISTRIBUTION
 FROM: 10/01/2022 THRU 12/31/2022
 JURISDICTION: 0022 CITY OF EDINBURG

AG ROLLBACK ONLY

YEAR	FUND	TAX RATE	LEVY PAID	DISCOUNT GIVEN	PENALTY INTEREST	TIP AMOUNT	DISBURSE TOTAL	ATTORNEY	OTHER FEES	REFUND AMOUNT	PAYMENT AMOUNT
2021	M & O	.544700	530.70	.00	.00	.00	530.70	.00	.00	.00	530.70
	I & S	.135300	131.82	.00	.00	.00	131.82	.00	.00	.00	131.82
	TOTAL	.680000	662.52	.00	.00	.00	662.52	.00	.00	.00	662.52
2020	M & O	.582600	567.77	.00	.00	.00	567.77	.00	.00	.00	567.77
	I & S	.097400	94.92	.00	.00	.00	94.92	.00	.00	.00	94.92
	TOTAL	.680000	662.69	.00	.00	.00	662.69	.00	.00	.00	662.69
2019	M & O	.557000	542.68	.00	.00	.00	542.68	.00	.00	.00	542.68
	I & S	.123000	119.84	.00	.00	.00	119.84	.00	.00	.00	119.84
	TOTAL	.680000	662.52	.00	.00	.00	662.52	.00	.00	.00	662.52
ALL	M & O		1,641.15	.00	.00	.00	1,641.15	.00	.00	.00	1,641.15
ALL	I & S		346.58	.00	.00	.00	346.58	.00	.00	.00	346.58
ALL	TOTAL		1,987.73	.00	.00	.00	1,987.73	.00	.00	.00	1,987.73
DLQ	M & O		1,641.15	.00	.00	.00	1,641.15	.00	.00	.00	1,641.15
DLQ	I & S		346.58	.00	.00	.00	346.58	.00	.00	.00	346.58
DLQ	TOTAL		1,987.73	.00	.00	.00	1,987.73	.00	.00	.00	1,987.73
CURR	M & O		.00	.00	.00	.00	.00	.00	.00	.00	.00
CURR	I & S		.00	.00	.00	.00	.00	.00	.00	.00	.00
CURR	TOTAL		.00	.00	.00	.00	.00	.00	.00	.00	.00

01/05/2023 11:45:01 4171760
 TC298-D SELECTION: SYSTEM
 RECEIPT DATE: ALL
 LOCATION: LOCATION NAME NOT FOUND

TAX COLLECTION SYSTEM
 DEPOSIT DISTRIBUTION
 FROM: 10/01/2022 THRU 12/31/2022
 JURISDICTION: 0022 CITY OF EDINBURG

INCLUDES AG ROLLBACK

YEAR	FUND	TAX RATE	LEVY PAID	DISCOUNT GIVEN	PENALTY INTEREST	TIF AMOUNT	DISBURSE TOTAL	ATTORNEY	OTHER FEES	REFUND AMOUNT	PAYMENT AMOUNT
2022	M & ●	.504200	14,680,228.71	.00	.00	.00	14,680,228.71	.00	.00	.00	14,680,228.71
	I & S	.135800	3,953,937.21	.00	.00	.00	3,953,937.21	.00	.00	.00	3,953,937.21
	TOTAL	.640000	18,634,165.92	.00	.00	.00	18,634,165.92	.00	.00	.00	18,634,165.92
2021	M & O	.544700	126,500.91	.00	20,087.43	.00	146,588.34	30,260.35	.00	.00	176,848.69
	I & S	.135300	31,422.58	.00	4,989.69	.00	36,412.27	.00	.00	.00	36,412.27
	TOTAL	.680000	157,923.49	.00	25,077.12	.00	183,000.61	30,260.35	.00	.00	213,260.96
2020	M & O	.582600	23,064.83	.00	8,865.77	.00	31,930.60	5,993.57	.00	.00	37,924.17
	I & S	.097400	3,855.95	.00	1,482.23	.00	5,338.18	.00	.00	.00	5,338.18
	TOTAL	.680000	26,920.78	.00	10,348.00	.00	37,268.78	5,993.57	.00	.00	43,262.35
2019	M & O	.557000	9,847.70	.00	3,924.83	.00	13,772.53	2,193.92	.00	.00	15,966.45
	I & S	.123000	2,174.62	.00	866.70	.00	3,041.32	.00	.00	.00	3,041.32
	TOTAL	.680000	12,022.32	.00	4,791.53	.00	16,813.85	2,193.92	.00	.00	19,007.77
2018	M & O	.544700	4,449.93	.00	3,227.38	.00	7,677.31	1,419.06	.00	.00	9,096.37
	I & S	.090300	737.66	.00	535.01	.00	1,272.67	.00	.00	.00	1,272.67
	TOTAL	.635000	5,187.59	.00	3,762.39	.00	8,949.98	1,419.06	.00	.00	10,369.04
2017	M & O	.558400	2,368.21	.00	1,340.08	.00	3,708.29	483.46	.00	.00	4,191.75
	I & S	.076600	324.83	.00	183.83	.00	508.66	.00	.00	.00	508.66
	TOTAL	.635000	2,693.04	.00	1,523.91	.00	4,216.95	483.46	.00	.00	4,700.41
2016	M & O	.534000	2,068.99	.00	1,413.75	.00	3,482.74	486.54	.00	.00	3,969.28
	I & S	.101000	391.32	.00	267.40	.00	658.72	.00	.00	.00	658.72
	TOTAL	.635000	2,460.31	.00	1,681.15	.00	4,141.46	486.54	.00	.00	4,628.00
2015	M & O	.539900	1,921.68	.00	1,537.52	.00	3,459.20	486.30	.00	.00	3,945.50
	I & S	.095100	338.49	.00	270.82	.00	609.31	.00	.00	.00	609.31
	TOTAL	.635000	2,260.17	.00	1,808.34	.00	4,068.51	486.30	.00	.00	4,554.81
2014	M & O	.523700	1,585.57	.00	1,336.61	.00	2,922.18	372.73	.00	.00	3,294.91
	I & S	.111300	336.96	.00	284.09	.00	621.05	.00	.00	.00	621.05
	TOTAL	.635000	1,922.53	.00	1,620.70	.00	3,543.23	372.73	.00	.00	3,915.96
2013	M & O	.521400	1,139.95	.00	971.44	.00	2,111.39	178.32	.00	.00	2,289.71
	I & S	.113600	248.36	.00	211.65	.00	460.01	.00	.00	.00	460.01
	TOTAL	.635000	1,388.31	.00	1,183.09	.00	2,571.40	178.32	.00	.00	2,749.72
2012	M & O	.521040	402.61	.00	321.82	.00	724.43	41.43	.00	.00	765.86
	I & S	.113960	88.07	.00	70.37	.00	158.44	.00	.00	.00	158.44
	TOTAL	.635000	490.68	.00	392.19	.00	882.87	41.43	.00	.00	924.30
2011	M & O	.520500	666.29	.00	565.63	.00	1,231.92	56.87	.00	.00	1,288.79
	I & S	.114500	146.57	.00	124.41	.00	270.98	.00	.00	.00	270.98
	TOTAL	.635000	812.86	.00	690.04	.00	1,502.90	56.87	.00	.00	1,559.77

01/05/2023 11:45:01 4171760
 TC298-D SELECTION: SYSTEM
 RECEIPT DATE: ALL
 LOCATION: LOCATION NAME NOT FOUND

TAX COLLECTION SYSTEM
 DEPOSIT DISTRIBUTION
 FROM: 10/01/2022 THRU 12/31/2022
 JURISDICTION: 0022 CITY OF EDINBURG

INCLUDES AG ROLLBACK

YEAR	FUND	TAX RATE	LEVY PAID	DISCOUNT GIVEN	PENALTY INTEREST	TIF AMOUNT	DISBURSE TOTAL	ATTORNEY	OTHER FEES	REFUND AMOUNT	PAYMENT AMOUNT
2010	M & O	.520040	710.21	.00	732.55	.00	1,442.76	42.22	.00	.00	1,484.98
	I & S	.114960	157.00	.00	161.95	.00	318.95	.00	.00	.00	318.95
	TOTAL	.635000	867.21	.00	894.50	.00	1,761.71	42.22	.00	.00	1,803.93
2009	M & O	.521900	587.60	.00	607.99	.00	1,195.59	75.22	.00	.00	1,270.81
	I & S	.113100	127.33	.00	131.77	.00	259.10	.00	.00	.00	259.10
	TOTAL	.635000	714.93	.00	739.76	.00	1,454.69	75.22	.00	.00	1,529.91
2008	M & O	.524210	469.38	.00	805.25	.00	1,274.63	223.30	.00	.00	1,497.93
	I & S	.110790	99.20	.00	170.19	.00	269.39	.00	.00	.00	269.39
	TOTAL	.635000	568.58	.00	975.44	.00	1,544.02	223.30	.00	.00	1,767.32
2007	M & O	.523260	79.79	.00	142.80	.00	222.59	38.43	.00	.00	261.02
	I & S	.111740	17.05	.00	30.48	.00	47.53	.00	.00	.00	47.53
	TOTAL	.635000	96.84	.00	173.28	.00	270.12	38.43	.00	.00	308.55
2006	M & O	.528740	235.51	.00	459.18	.00	694.69	121.15	.00	.00	815.84
	I & S	.106260	47.32	.00	92.28	.00	139.60	.00	.00	.00	139.60
	TOTAL	.635000	282.83	.00	551.46	.00	834.29	121.15	.00	.00	955.44
2005	M & O	.520850	124.93	.00	255.21	.00	380.14	66.61	.00	.00	446.75
	I & S	.114150	27.39	.00	55.93	.00	83.32	.00	.00	.00	83.32
	TOTAL	.635000	152.32	.00	311.14	.00	463.46	66.61	.00	.00	530.07
2004	M & O	.521690	50.53	.00	114.71	.00	165.24	30.17	.00	.00	195.41
	I & S	.113310	10.98	.00	24.92	.00	35.90	.00	.00	.00	35.90
	TOTAL	.635000	61.51	.00	139.63	.00	201.14	30.17	.00	.00	231.31
2003	M & O	.520050	63.64	.00	151.83	.00	215.47	39.47	.00	.00	254.94
	I & S	.114950	14.06	.00	33.56	.00	47.62	.00	.00	.00	47.62
	TOTAL	.635000	77.70	.00	185.39	.00	263.09	39.47	.00	.00	302.56
2002	M & O	.481290	21.47	.00	53.89	.00	75.36	14.92	.00	.00	90.28
	I & S	.153710	6.86	.00	17.21	.00	24.07	.00	.00	.00	24.07
	TOTAL	.635000	28.33	.00	71.10	.00	99.43	14.92	.00	.00	114.35
2000	M & O	.480380	283.76	.00	681.73	.00	965.49	25.44	.00	.00	990.93
	I & S	.154620	91.34	.00	219.43	.00	310.77	.00	.00	.00	310.77
	TOTAL	.635000	375.10	.00	901.16	.00	1,276.26	25.44	.00	.00	1,301.70
1999	M & O	.518950	121.79	.00	301.14	.00	422.93	.00	.00	.00	422.93
	I & S	.116050	27.24	.00	67.34	.00	94.58	.00	.00	.00	94.58
	TOTAL	.635000	149.03	.00	368.48	.00	517.51	.00	.00	.00	517.51
1996	M & O	.515250	47.24	.00	113.39	.00	160.63	19.13	.00	.00	179.76
	I & S	.119750	10.99	.00	26.36	.00	37.35	.00	.00	.00	37.35
	TOTAL	.635000	58.23	.00	139.75	.00	197.98	19.13	.00	.00	217.11

01/05/2023 11:45:01 4171760
 TC298-D SELECTION: SYSTEM
 RECEIPT DATE: ALL
 LOCATION: LOCATION NAME NOT FOUND

TAX COLLECTION SYSTEM
 DEPOSIT DISTRIBUTION
 FROM: 10/01/2022 THRU 12/31/2022
 JURISDICTION: 0022 CITY OF EDINBURG

INCLUDES AG ROLLBACK

YEAR	FUND	TAX RATE	LEVY PAID	DISCOUNT GIVEN	PENALTY INTEREST	TIF AMOUNT	DISBURSE TOTAL	ATTORNEY	OTHER FEES	REFUND AMOUNT	PAYMENT AMOUNT
1995	M & O	.508930	37.97	.00	95.45	.00	133.42	16.42	.00	.00	149.84
	I & S	.126070	9.41	.00	23.64	.00	33.05	.00	.00	.00	33.05
	TOTAL	.635000	47.38	.00	119.09	.00	166.47	16.42	.00	.00	182.89
1982	M & O	.490000	11.52	.00	52.42	.00	63.94	.00	.00	.00	63.94
	I & S	.150000	3.53	.00	16.05	.00	19.58	.00	.00	.00	19.58
	TOTAL	.640000	15.05	.00	68.47	.00	83.52	.00	.00	.00	83.52
1981	M & O	.510000	39.77	.00	185.49	.00	225.26	.00	.00	.00	225.26
	I & S	.140000	10.91	.00	50.93	.00	61.84	.00	.00	.00	61.84
	TOTAL	.650000	50.68	.00	236.42	.00	287.10	.00	.00	.00	287.10
ALL	M & O		14,857,130.49	.00	48,345.29	.00	14,905,475.78	42,685.03	.00	.00	14,948,160.81
ALL	I & S		3,994,663.23	.00	10,408.24	.00	4,005,071.47	.00	.00	.00	4,005,071.47
ALL	TOTAL		18,851,793.72	.00	58,753.53	.00	18,910,547.25	42,685.03	.00	.00	18,953,232.28
DLQ	M & O		176,901.78	.00	48,345.29	.00	225,247.07	42,685.03	.00	.00	267,932.10
DLQ	I & S		40,726.02	.00	10,408.24	.00	51,134.26	.00	.00	.00	51,134.26
DLQ	TOTAL		217,627.80	.00	58,753.53	.00	276,381.33	42,685.03	.00	.00	319,066.36
CURR	M & O		14,680,228.71	.00	.00	.00	14,680,228.71	.00	.00	.00	14,680,228.71
CURR	I & S		3,953,937.21	.00	.00	.00	3,953,937.21	.00	.00	.00	3,953,937.21
CURR	TOTAL		18,634,165.92	.00	.00	.00	18,634,165.92	.00	.00	.00	18,634,165.92

01/05/2023 12:33:2
TC168

4171762

TAX COLLECTION SYSTEM
TAX COLLECTOR MONTHLY REPORT
FROM 10/01/2022 TO 12/31/2022

EXCLUDES AG ROLLBACK

FISCAL START: 10/01/2022 END: 09/30/2023 JURISDICTION: 0022 CITY OF EDINBURG

	CERT TAXABLE VALUE	ADJUSTMENTS	ADJ TAX VALUE	TAX RATE	TAX LEVY	PAID ACCTS
CURRENT YEAR	6,063,760.149	199,149.205	6,262,909.354	0 00.640000	39,337,217.09	17,804

YEAR	TAXES DUE	MONTH ADJ	ADJUSTMENT YTD	LEVY PAID	PAID YTD	BALANCE	COLL %	YTD UNCOLL
2022	38,127,169.45	1,210,047.64	1,210,047.64	18,634,165.92	18,634,165.92	20,703,051.17	47.37	0.00
2021	794,535.75	31,719.63	31,719.63	157,260.97	157,260.97	605,555.15	20.62	1,055.74
2020	307,299.71	5,776.80	5,776.80	26,258.09	26,258.09	275,264.82	8.71	0.00
2019	233,911.82	81.20	81.20	11,359.80	11,359.80	222,470.82	4.86	0.00
2018	199,536.23	2,190.25	2,190.25	5,187.59	5,187.59	192,158.39	2.63	0.00
2017	127,076.74	.00	0.00	2,693.04	2,693.04	124,383.70	2.12	0.00
2016	110,525.00	.00	0.00	2,460.31	2,460.31	108,064.69	2.23	0.00
2015	101,159.24	.00	0.00	2,260.17	2,260.17	98,899.07	2.23	0.00
2014	80,975.45	.00	0.00	1,922.53	1,922.53	79,052.92	2.37	0.00
2013	73,906.22	.00	0.00	1,388.31	1,388.31	72,517.91	1.88	0.00
2012	72,707.84	.00	0.00	490.68	490.68	72,217.16	.67	0.00
2011	70,361.79	.00	0.00	812.86	812.86	69,548.93	1.16	0.00
2010	69,236.04	.00	0.00	867.21	867.21	68,368.83	1.25	0.00
2009	57,834.02	.00	0.00	714.93	714.93	57,119.09	1.24	0.00
2008	49,443.10	.00	0.00	568.58	568.58	48,874.52	1.15	0.00
2007	48,838.57	.00	0.00	96.84	96.84	48,741.73	.20	0.00
2006	40,942.70	.00	0.00	282.83	282.83	40,659.87	.69	0.00
2005	34,994.98	.00	0.00	152.32	152.32	34,842.66	.44	0.00
2004	32,688.48	.00	0.00	61.51	61.51	32,626.97	.19	0.00
2003	24,920.41	.00	0.00	77.70	77.70	24,842.71	.31	0.00
2002	24,661.00	.00	0.00	28.33	28.33	24,632.67	.11	0.00
2001	92,670.28	.00	0.00	695.47	695.47	91,974.81	.75	0.00
****	40,775,394.82	1,170,279.76	1,170,279.76	18,849,805.99	18,849,805.99	23,095,868.59		1,055.74
CURR	38,127,169.45	1,210,047.64	1,210,047.64	18,634,165.92	18,634,165.92	20,703,051.17		0.00
DELQ	2,648,225.37	39,767.88	39,767.88	215,640.07	215,640.07	2,392,817.42		1,055.74

01/05/2023 11:35:3
TC168

4171761

TAX COLLECTION SYSTEM
TAX COLLECTOR MONTHLY REPORT
FROM 10/01/2022 TO 12/31/2022

AG ROLLBACK ONLY

FISCAL START: 10/01/2022 END: 09/30/2023 JURISDICTION: 0022 CITY OF EDINBURG

	CERT TAXABLE VALUE	ADJUSTMENTS	ADJ TAX VALUE	TAX RATE	TAX LEVY	PAID ACCTS
	-----	-----	-----	-----	-----	-----
CURRENT YEAR	0	0	0 0	00.000000	0.00	0
	-----	-----	-----	-----	-----	-----

YEAR	TAXES DUE	MONTH ADJ	ADJUSTMENT YTD	LEVY PAID	PAID YTD	BALANCE	COLL %	YTD UNCOLL

2021	20,637.28	10,980.27	10,980.27	662.52	662.52	30,955.03	2.10	0.00
2020	29,489.03	10,842.96	10,842.96	662.69	662.69	39,669.30	1.64	0.00
2019	32,521.71	10,840.35	10,840.35	662.52	662.52	42,699.54	1.53	0.00
2018	5,000.12	.00	0.00	0.00	0.00	5,000.12		0.00
2017	0.00	.00	0.00	0.00	0.00	0.00		0.00
2001	578.64	.00	0.00	0.00	0.00	578.64		0.00
****	88,226.78	32,663.58	32,663.58	1,987.73	1,987.73	118,902.63		0.00
CURR	0.00	.00	0.00	0.00	0.00	0.00		0.00
DELQ	88,226.78	32,663.58	32,663.58	1,987.73	1,987.73	118,902.63		0.00

01/05/2023 12:57:1
TC168

4171760

TAX COLLECTION SYSTEM
TAX COLLECTOR MONTHLY REPORT
FROM 10/01/2022 TO 12/31/2022

INCLUDES AG ROLLBACK

FISCAL START: 10/01/2022 END: 09/30/2023 JURISDICTION: 0022 CITY OF EDINBURG

	CERT TAXABLE VALUE	ADJUSTMENTS	ADJ TAX VALUE	TAX RATE	TAX LEVY	PAID ACCTS
CURRENT YEAR	6,063,760,149	199,149,205	6,262,909,354	0 00.640000	39,337,217.09	17,804

YEAR	TAXES DUE	MONTH ADJ	ADJUSTMENT YTD	LEVY PAID	PAID YTD	BALANCE	COLL %	YTD UNCOLL
2022	38,127,169.45	1,210,047.64	1,210,047.64	18,634,165.92	18,634,165.92	20,703,051.17	47.37	0.00
2021	815,173.03	20,739.36-	20,739.36-	157,923.49	157,923.49	636,510.18	19.88	1,055.74-
2020	336,788.74	5,066.16	5,066.16	26,920.78	26,920.78	314,934.12	7.87	0.00
2019	266,433.53	10,759.15	10,759.15	12,022.32	12,022.32	265,170.36	4.34	0.00
2018	204,536.35	2,190.25-	2,190.25-	5,187.59	5,187.59	197,158.51	2.56	0.00
2017	127,076.74	.00	0.00	2,693.04	2,693.04	124,383.70	2.12	0.00
2016	110,525.00	.00	0.00	2,460.31	2,460.31	108,064.69	2.23	0.00
2015	101,159.24	.00	0.00	2,260.17	2,260.17	98,899.07	2.23	0.00
2014	80,975.45	.00	0.00	1,922.53	1,922.53	79,052.92	2.37	0.00
2013	73,906.22	.00	0.00	1,388.31	1,388.31	72,517.91	1.88	0.00
2012	72,707.84	.00	0.00	490.68	490.68	72,217.16	.67	0.00
2011	70,361.79	.00	0.00	812.86	812.86	69,548.93	1.16	0.00
2010	69,236.04	.00	0.00	867.21	867.21	68,368.83	1.25	0.00
2009	57,834.02	.00	0.00	714.93	714.93	57,119.09	1.24	0.00
2008	49,443.10	.00	0.00	568.58	568.58	48,874.52	1.15	0.00
2007	48,838.57	.00	0.00	96.84	96.84	48,741.73	.20	0.00
2006	40,942.70	.00	0.00	282.83	282.83	40,659.87	.69	0.00
2005	34,994.98	.00	0.00	152.32	152.32	34,842.66	.44	0.00
2004	32,688.48	.00	0.00	61.51	61.51	32,626.97	.19	0.00
2003	24,920.41	.00	0.00	77.70	77.70	24,842.71	.31	0.00
2002	24,661.00	.00	0.00	28.33	28.33	24,632.67	.11	0.00
2001	93,248.92	.00	0.00	695.47	695.47	92,553.45	.75	0.00
***	48,863,621.60	1,202,943.34	1,202,943.34	18,851,793.72	18,851,793.72	23,214,771.22		1,055.74-
CURR	38,127,169.45	1,210,047.64	1,210,047.64	18,634,165.92	18,634,165.92	20,703,051.17		0.00
DELQ	2,736,452.15	7,104.30-	7,104.30-	217,627.80	217,627.80	2,511,720.05		1,055.74-

01/06/2023 16:33:30 4173833
 TC298-X4 SELECTION: DEPOSIT

TAX COLLECTION SYSTEM
 DEPOSIT DISTRIBUTION
 JURISDICTION SUMMARY

INCLUDES AG ROLLBACK

FROM: 12/01/2022 THRU 12/31/2022

UPDATE MODE

JURISDICTION: ALL

ACCOUNT	YEAR	DEPOSIT	LEVY COLLECTED	RENDITION PENALTY	P & I COLLECTED	RENDITION P & I	RENDITION DISCOUNT	APPRAISAL COMMISSION	DISBURSEMENT AMOUNT
CURR FOR 0020 CITY OF ALAMO			6,411.82	582.90	0.00	0.00	0.00	29.16	6,382.66
BY COUNTY 108			6,411.82	582.90	0.00	0.00	0.00	29.16	6,382.66
DELQ FOR 0020 CITY OF ALAMO			685.71	62.34	155.03	14.10	0.00	3.83	836.91
BY COUNTY 108			685.71	62.34	155.03	14.10	0.00	3.83	836.91
TOTAL FOR 0020 CITY OF ALAMO			7,097.53	645.24	155.03	14.10	0.00	32.99	7,219.57
BY COUNTY 108			7,097.53	645.24	155.03	14.10	0.00	32.99	7,219.57
CURR FOR 0021 CITY OF ALTON			6,044.35	549.50	0.00	0.00	0.00	27.48	6,016.87
BY COUNTY 108			6,044.35	549.50	0.00	0.00	0.00	27.48	6,016.87
DELQ FOR 0021 CITY OF ALTON			18.61	1.69	4.09	0.37	0.00	0.10	22.60
BY COUNTY 108			18.61	1.69	4.09	0.37	0.00	0.10	22.60
TOTAL FOR 0021 CITY OF ALTON			6,062.96	551.19	4.09	0.37	0.00	27.58	6,039.47
BY COUNTY 108			6,062.96	551.19	4.09	0.37	0.00	27.58	6,039.47
CURR FOR 0022 CITY OF EDINBURG			41,118.45	3,923.87	0.00	0.00	0.00	196.23	40,922.22
BY COUNTY 108			41,118.45	3,923.87	0.00	0.00	0.00	196.23	40,922.22
DELQ FOR 0022 CITY OF EDINBURG			1,197.56	135.39	429.67	51.84	0.00	9.38	1,617.85
BY COUNTY 108			1,197.56	135.39	429.67	51.84	0.00	9.38	1,617.85
TOTAL FOR 0022 CITY OF EDINBURG			42,316.01	4,059.26	429.67	51.84	0.00	205.61	42,540.07
BY COUNTY 108			42,316.01	4,059.26	429.67	51.84	0.00	205.61	42,540.07
CURR FOR 0023 CITY OF ELSA			1,300.13	118.21	0.00	0.00	0.00	5.90	1,294.23
BY COUNTY 108			1,300.13	118.21	0.00	0.00	0.00	5.90	1,294.23
DELQ FOR 0023 CITY OF ELSA			22.84	2.08	5.25	0.48	0.00	0.12	27.97
BY COUNTY 108			22.84	2.08	5.25	0.48	0.00	0.12	27.97
TOTAL FOR 0023 CITY OF ELSA			1,322.97	120.29	5.25	0.48	0.00	6.02	1,322.20
BY COUNTY 108			1,322.97	120.29	5.25	0.48	0.00	6.02	1,322.20
CURR FOR 0024 CITY OF EDCOUCH			86.80	7.89	0.00	0.00	0.00	0.40	86.40
BY COUNTY 108			86.80	7.89	0.00	0.00	0.00	0.40	86.40
DELQ FOR 0024 CITY OF EDCOUCH			127.81	11.62	29.40	2.67	0.00	0.71	156.50
BY COUNTY 108			127.81	11.62	29.40	2.67	0.00	0.71	156.50
TOTAL FOR 0024 CITY OF EDCOUCH			214.61	19.51	29.40	2.67	0.00	1.11	242.90
BY COUNTY 108			214.61	19.51	29.40	2.67	0.00	1.11	242.90
CURR FOR 0027 CITY OF PALMVIEW			3,472.35	329.00	0.00	0.00	0.00	16.44	3,455.91
BY COUNTY 108			3,472.35	329.00	0.00	0.00	0.00	16.44	3,455.91
DELQ FOR 0027 CITY OF PALMVIEW			131.27	69.39	21.59	15.60	0.00	4.25	148.61
BY COUNTY 108			131.27	69.39	21.59	15.60	0.00	4.25	148.61
TOTAL FOR 0027 CITY OF PALMVIEW			3,603.62	398.39	21.59	15.60	0.00	20.69	3,604.52
BY COUNTY 108			3,603.62	398.39	21.59	15.60	0.00	20.69	3,604.52

CITY OF EDINBURG
SALES TAX REVENUES (1.5%) - GAAP BASIS*

MONTH	FY 18/19	FY 19/20	FY 20/21	FY 21/22	FY 22/23	Difference	
						FY 22/23 - 21/22	
OCT.	1,505,278	1,619,291	1,645,367	1,861,105	2,028,740	167,635	↑ 9%
NOV.	1,330,176	1,553,516	1,698,015	2,116,824	2,174,587	57,763	→ 3%
DEC.	1,862,062	2,021,773	2,264,156	2,448,125			
JAN.	1,331,675	1,426,679	1,661,589	1,803,921			
FEB.	1,585,375	1,361,806	1,505,618	1,867,514			
MAR.	1,769,500	1,722,491	2,181,548	2,474,712			
APR.	1,601,457	1,491,885	1,923,531	2,184,420			
MAY	1,536,146	1,650,706	1,899,215	2,049,503			
JUN.	1,682,759	1,773,072	2,151,327	2,441,084			
JUL.	1,648,206	1,614,100	1,833,885	2,147,319			
AUG.	1,553,270	1,592,639	2,114,296	2,064,618			
SEP.	1,661,012	1,942,964	1,990,098	2,343,685			
TOTAL	19,066,916	19,770,923	22,868,646	25,802,830	4,203,327	225,398	↑ 6%

YTD COMPARISON:

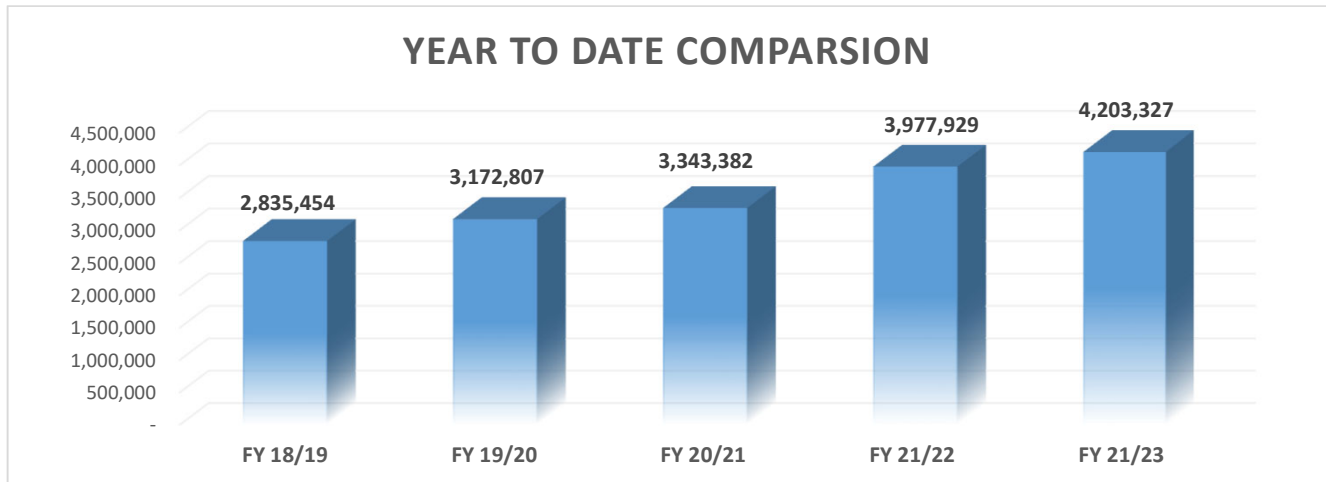
\$ 2,835,454 \$ 3,172,807 \$ 3,343,382 \$ 3,977,929 \$ 4,203,327

YTD COMPARISON: INCREASE/(DECREASE):

n/a 337,353 170,575 634,547 225,398

YTD COMPARISON: INCREASE/(DECREASE) % :

n/a 12% 5% 19% 6%



*GAAP Reports are 2 months prior as released.

SALES TAX STATE COLLECTION RGV COMPARISON - JANUARY 2023

Valley Rank	City	Net Payment This Period	Payment Prior Year	% Change	2022 Payments To Date	2021 Payments To Date	% Change
Rank Based on Current Month Activity							
1	South Padre Island	\$ 315,486	\$ 293,743	7%	\$ 315,486	\$ 293,743	7%
2	Mercedes	\$ 745,641	\$ 697,919	7%	\$ 745,641	\$ 697,919	7%
3	Weslaco	\$ 1,580,607	\$ 1,495,631	6%	\$ 1,580,607	\$ 1,495,631	6%
4	Edinburg	\$ 2,899,450	\$ 2,822,432	3%	\$ 2,899,450	\$ 2,822,432	3%
5	Pharr	\$ 2,320,367	\$ 2,262,597	3%	\$ 2,320,367	\$ 2,262,597	3%
6	McAllen	\$ 7,805,448	\$ 7,739,829	1%	\$ 7,805,448	\$ 7,739,829	1%
7	Mission	\$ 1,928,094	\$ 1,942,066	-1%	\$ 1,928,094	\$ 1,942,066	-1%
8	Harlingen	\$ 2,533,050	\$ 2,577,495	-2%	\$ 2,533,050	\$ 2,577,495	-2%
9	Brownsville	\$ 4,720,681	\$ 4,810,162	-2%	\$ 4,720,681	\$ 4,810,162	-2%

Rank Based on Calendar Year 2023 To Date Activity							
1	South Padre Island	\$ 315,486	\$ 293,743	7%	\$ 315,486	\$ 293,743	7%
2	Mercedes	\$ 745,641	\$ 697,919	7%	\$ 745,641	\$ 697,919	7%
3	Weslaco	\$ 1,580,607	\$ 1,495,631	6%	\$ 1,580,607	\$ 1,495,631	6%
4	Edinburg	\$ 2,899,450	\$ 2,822,432	3%	\$ 2,899,450	\$ 2,822,432	3%
5	Pharr	\$ 2,320,367	\$ 2,262,597	3%	\$ 2,320,367	\$ 2,262,597	3%
6	McAllen	\$ 7,805,448	\$ 7,739,829	1%	\$ 7,805,448	\$ 7,739,829	1%
7	Mission	\$ 1,928,094	\$ 1,942,066	-1%	\$ 1,928,094	\$ 1,942,066	-1%
8	Harlingen	\$ 2,533,050	\$ 2,577,495	-2%	\$ 2,533,050	\$ 2,577,495	-2%
9	Brownsville	\$ 4,720,681	\$ 4,810,162	-2%	\$ 4,720,681	\$ 4,810,162	-2%

RGV AVERAGES	\$ 4,246,818	\$ 4,267,388	0%	\$ 4,246,818	\$ 4,267,388	0%
---------------------	---------------------	---------------------	-----------	---------------------	---------------------	-----------

STATE TOTALS	\$ 665,700,950	\$ 595,700,717	12%	\$ 6,047,500,532	\$ 5,258,633,513	15%
---------------------	-----------------------	-----------------------	------------	-------------------------	-------------------------	------------

EEDC Portion (25%)	\$ 724,862.41
---------------------------	----------------------

Prepared by: Flor Segura, Interim Director of Finance

Date: 2/2/2023

**CITY OF EDINBURG
HOTEL OCCUPANCY TAX COLLECTIONS**

MONTH	FY 18/19	FY 19/20	FY 20/21	FY 21/22	FY 22/23	Difference FY 22/23 - 21/22	
OCT.	51,910	44,881	80,490	80,182	56,611	(23,571)	↓ -29%
NOV.	44,918	33,690	33,730	53,015	40,006	(13,009)	↓ -25%
DEC.	54,220	52,567	50,486	73,240	123,524	50,284	↑ 69%
JAN.	47,488	48,287	40,688	86,890	83,736	(3,154)	→ -4%
FEB.	28,733	30,762	28,688	81,284			
MAR.	45,925	51,921	108,276	66,953			
APR.	74,267	29,045	71,181	90,739			
MAY	54,719	39,122	35,186	91,096			
JUN.	50,931	28,451	63,799	89,145			
JUL.	56,848	36,797	120,411	81,158			
AUG.	61,047	57,320	73,421	87,783			
SEP.	52,419	40,848	53,517	80,424			
TOTAL	623,426	493,690	759,873	961,908	303,877	10,550	→ 4%

YTD COMPARISON:

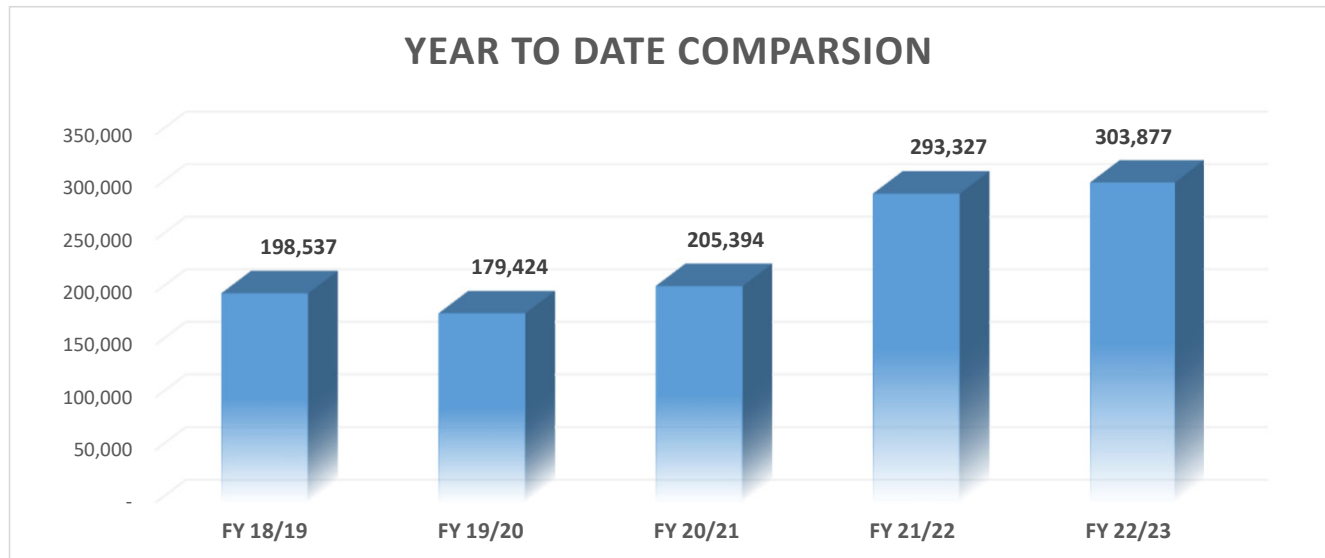
\$ 198,537 \$ 179,424 \$ 205,394 \$ 293,327 \$ 303,877

YTD COMPARISON: INCREASE/(DECREASE):


(19,113) 25,970 87,933 10,550

YTD COMPARISON: INCREASE/(DECREASE) % :

-10% 14% 43% 4%



FIRE





MONTHLY REPORT - JANUARY 2023

EVENTS/PRESENTATIONS

Martin Luther King Day of Service	Restlawn Cemetery, 1122 N Jasman Rd
Fire Dept Truck Accessibility	La Plazita Apartments, 815 N 15th Place
Physical Agility	Edinburg Fire Training Field, 1313 N Doolittle Rd
Distracted Driving Training	Edinburg Police Training Field, 1313 N Doolittle Rd
EHS Escort	Farm to Market Rd 490 & North Exp 281
Wildland Gear Sizing	Central Station, 215 W McIntyre
5K Walk/Run with Fire Chief	Edinburg Municipal Park, 714 S Raul Longoria Rd
Inaugural Rio Grande Valley Police K-9 Competition	Bert Ogden Arena, 4900 S I-69C
ECN Ride Along with Crew	212 W McIntyre
Groundbreaking Ceremony	De Zavala Park, MonMack & Rogers

STAFF ACTIVITY LOG (Events/Meetings)

Shawn Snider, Fire Chief

EFD Monday Night Training	Fire School SLT Meeting	ESD Meeting #3 Meeting
EFD Business Meetings	Groundbreaking Ceremony De Zavala Park	Texas Forest Service Inspect Bulldozer
Director's Meeting	Homeland Security Grants Division	TEEX Advisory Board Meeting
Command Staff Meeting	Team Meeting - 2023 Departmental goals	New Hire Meeting
Shift Meeting/Training	Municipal SLT (HDS)	
City Council Meeting	PreLim 10K Logistics Meeting	
Hidalgo County Fire Chief's Meeting	Meeting Ambulance Agreement	
Office Work	Planning & Zoning Commission Meeting	
Responded to emergencies	Meeting with MedCare	
Staff Meetings	Fire Stoppers 5K MLK service and 2023 events mtg	
COE Internal Marketing Meeting	Chamber of Commers Board of Directors Meeting	
De Zavala Park Groundbreaking Logistics Meeting	Edinburg Police Pinning Ceremony	
Palm Valley Give a Bark 5K meeting	Civil Service Meeting	
HSAC Meeting	I2/I69C Meeting	

Ubaldo Perez, Deputy Chief

Antonio Salazar, Deputy Chief

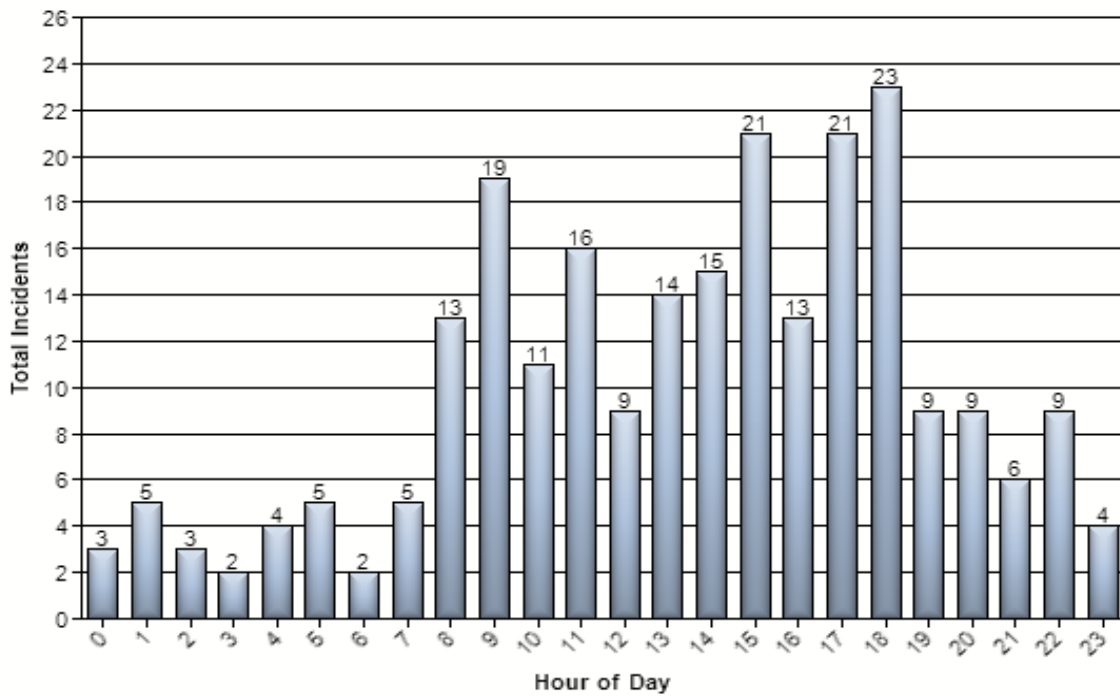
Gabriel Espinoza, Deputy Chief

Command Staff Meeting	Command Staff Meeting	Command Staff Meeting
Shift Meeting/Training	Shift Meeting/Training	Shift Meeting/Training
Office Work	Office Work	Office Work
Entered Training Hours	Submitted purchase requisitions for repairs	Submitted purchase requisitions for repairs
Academy Board Meeting	Responded to emergencies	Responded to emergencies
EFD Business Meetings	Worked on units	Worked on buildings
EFD Monday Night Training	Logistics Meeting Fire Stoppers Festival	On-Call (Fire Prevention)
Academy Board Meeting	Staff Meeting	Physical Agility Test
Physical Agility	Fire Stoppers Festival	Capital Project Monthly Meeting
Staff Meeting		New Hire Meeting
HSAC Meeting		5K Walk/Run with Chief
ICS for Fire Cadets		Meeting with C-Shift
School Shooting Presentation		10K Traffic Control/Streets Meeting
ICS for Edinburg Polic Department		
5K Walk/Run with Chief		

JANUARY

Alarm Date between 2023-01-01 and 2023-01-31

Hourly Breakdown of Incidents

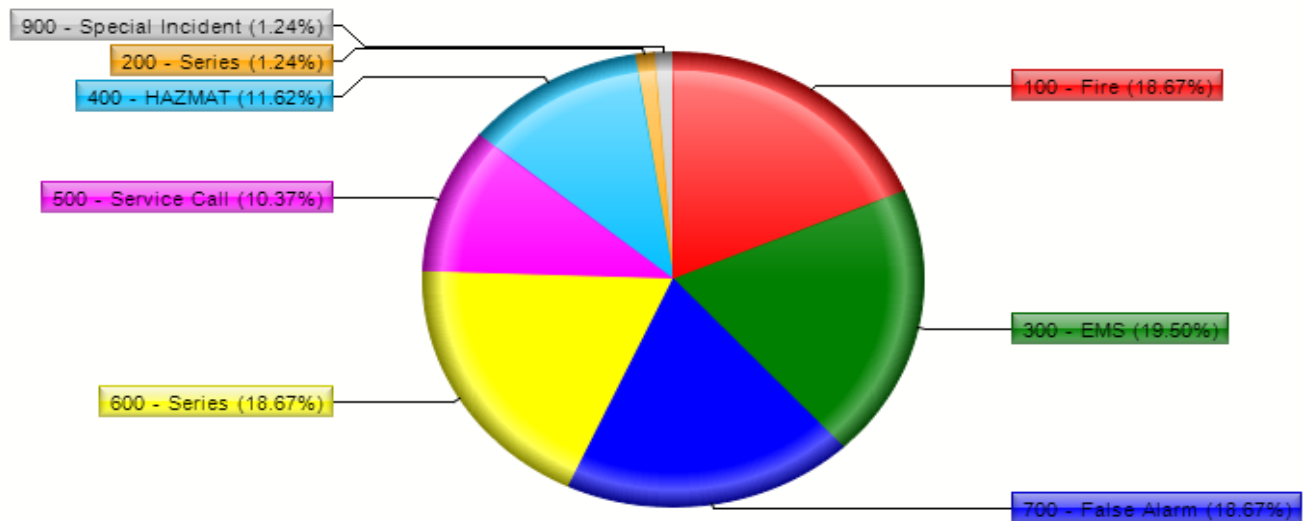


Fire - Incident Types with Monthly Breakdown

Date: Thursday, February 9, 2023
Time: 8:41:38 AM

Alarm Date between 2023-01-01 and 2023-01-31

Incident Type Group	Incident Type Group
100 - Fire	45
200 - Series	3
300 - EMS	47
400 - HAZMAT	28
500 - Service Call	25
600 - Series	45
700 - False Alarm	45
900 - Special Incident	3



JANUARY 2023

MONTHLY BREAKDOWN BY INCIDENT TYPE

<u>Incident Type Details</u>	1/1/2023
154 - Dumpster or other outside trash receptacle fire	2
340 - Search for lost person, other	1
311 - Medical assist, assist EMS crew	22
700 - False alarm or false call, other	4
600 - Good intent call, other	8
351 - Extrication of victim(s) from building/structure	1
512 - Ring or jewelry removal	1
143 - Grass fire	6
320 - Emergency medical service incident, other	5
542 - Animal rescue	7
440 - Electrical wiring/equipment problem, other	3
745 - Alarm system activation, no fire - unintentional	20
735 - Alarm system sounded due to malfunction	9
500 - Service Call, other	6
671 - HazMat release investigation w/no HazMat	1
622 - No incident found on arrival at dispatch address	6
740 - Unintentional transmission of alarm, other	2
150 - Outside rubbish fire, other	5
651 - Smoke scare, odor of smoke	20
733 - Smoke detector activation due to malfunction	2
413 - Oil or other combustible liquid spill	3
251 - Excessive heat, scorch burns with no ignition	3
322 - Motor vehicle accident with injuries	8
142 - Brush or brush-and-grass mixture fire	4
911 - Citizen complaint	1
9001 - Bee Attack	1
324 - Motor vehicle accident with no injuries.	5
611 - Dispatched & canceled en route	6
131 - Passenger vehicle fire	4
445 - Arcing, shorted electrical equipment	2
111 - Building fire	1
151 - Outside rubbish, trash or waste fire	6
113 - Cooking fire, confined to container	3
300 - Rescue, EMS incident, other	1
412 - Gas leak (natural gas or LPG)	9
444 - Power line down	6
353 - Removal of victim(s) from stalled elevator	2
411 - Gasoline or other flammable liquid spill	1
463 - Vehicle accident, general cleanup	3
152 - Garbage dump or sanitary landfill fire	1
741 - Sprinkler activation, no fire - unintentional	2
561 - Unauthorized burning	2
743 - Smoke detector activation, no fire - unintentional	5

140 - Natural vegetation fire, other	1
551 - Assist police or other governmental agency	5
550 - Public service assistance, other	1
155 - Outside stationary compactor/compacted trash fire	1
100 - Fire, other	3
118 - Trash or rubbish fire, contained	1
650 - Steam, other gas mistaken for smoke, other	3
Total	241

JANUARY - INSIDE CITY LIMITS

Incident Date between 2023-01-01 and 2023-01-31

Incident Date	Incident Number	Incident Type
01/01/2023	23-0000007	Ring or jewelry removal
01/02/2023	23-0000015	Alarm system activation, no fire - unintentional
01/03/2023	23-0000017	Alarm system activation, no fire - unintentional
01/03/2023	23-0000021	HazMat release investigation w/no HazMat
01/04/2023	23-0000023	No incident found on arrival at dispatch address
01/05/2023	23-0000031	Emergency medical service incident, other
01/07/2023	23-0000043	Alarm system activation, no fire - unintentional
01/09/2023	23-0000062	Gas leak (natural gas or LPG)
01/10/2023	23-0000065	Alarm system sounded due to malfunction
01/11/2023	23-0000078	Sprinkler activation, no fire - unintentional
01/11/2023	23-0000082	Medical assist, assist EMS crew
01/12/2023	23-0000084	Vehicle accident, general cleanup
01/13/2023	23-0000092	Power line down
01/13/2023	23-0000104	Medical assist, assist EMS crew
01/14/2023	23-0000105	Alarm system activation, no fire - unintentional
01/14/2023	23-0000106	Smoke detector activation, no fire - unintentional
01/14/2023	23-0000107	Sprinkler activation, no fire - unintentional
01/16/2023	23-0000124	Alarm system activation, no fire - unintentional
01/17/2023	23-0000136	Alarm system sounded due to malfunction
01/17/2023	23-0000137	Alarm system sounded due to malfunction
01/18/2023	23-0000146	Medical assist, assist EMS crew
01/18/2023	23-0000148	Alarm system activation, no fire - unintentional
01/20/2023	23-0000154	Good intent call, other
01/20/2023	23-0000158	Smoke detector activation due to malfunction
01/22/2023	23-0000168	Smoke scare, odor of smoke
01/23/2023	23-0000173	Excessive heat, scorch burns with no ignition
01/23/2023	23-0000178	CO detector activation due to malfunction
01/23/2023	23-0000181	Service Call, other
01/24/2023	23-0000195	Gas leak (natural gas or LPG)
01/25/2023	23-0000198	Smoke detector activation, no fire - unintentional
01/25/2023	23-0000199	Unintentional transmission of alarm, other
01/25/2023	23-0000205	Motor vehicle/pedestrian accident (MV Ped)
01/26/2023	23-0000214	Fuel burner/boiler malfunction, fire confined
01/26/2023	23-0000215	Service Call, other
01/27/2023	23-0000223	Gas leak (natural gas or LPG)
01/28/2023	23-0000227	Good intent call, other
01/28/2023	23-0000228	Steam, other gas mistaken for smoke, other
01/29/2023	23-0000231	Smoke or odor removal
01/30/2023	23-0000244	Service Call, other
01/31/2023	23-0000247	Gas leak (natural gas or LPG)
01/31/2023	23-0000249	Steam, other gas mistaken for smoke, other
01/01/2023	23-0000003	Medical assist, assist EMS crew
01/01/2023	23-0000004	False alarm or false call, other
01/01/2023	23-0000005	Good intent call, other

01/02/2023	23-0000016	Alarm system activation, no fire - unintentional
01/03/2023	23-0000019	Service Call, other
01/05/2023	23-0000030	Excessive heat, scorch burns with no ignition
01/07/2023	23-0000044	Passenger vehicle fire
01/07/2023	23-0000048	Dispatched & canceled en route
01/07/2023	23-0000049	Building fire
01/08/2023	23-0000055	Outside rubbish fire, other
01/09/2023	23-0000060	Smoke scare, odor of smoke
01/10/2023	23-0000066	Smoke scare, odor of smoke
01/10/2023	23-0000067	Alarm system sounded due to malfunction
01/10/2023	23-0000068	Medical assist, assist EMS crew
01/10/2023	23-0000071	Removal of victim(s) from stalled elevator
01/10/2023	23-0000072	Gasoline or other flammable liquid spill
01/11/2023	23-0000080	Alarm system activation, no fire - unintentional
01/12/2023	23-0000085	Grass fire
01/12/2023	23-0000086	Motor vehicle accident with no injuries.
01/12/2023	23-0000087	Good intent call, other
01/12/2023	23-0000088	Motor vehicle accident with no injuries.
01/13/2023	23-0000091	Smoke scare, odor of smoke
01/13/2023	23-0000093	Alarm system activation, no fire - unintentional
01/13/2023	23-0000094	Cooking fire, confined to container
01/13/2023	23-0000096	Passenger vehicle fire
01/13/2023	23-0000099	Gas leak (natural gas or LPG)
01/13/2023	23-0000101	Arcing, shorted electrical equipment
01/13/2023	23-0000103	Gas leak (natural gas or LPG)
01/14/2023	23-0000108	Good intent call, other
01/15/2023	23-0000112	Power line down
01/15/2023	23-0000115	Passenger vehicle fire
01/16/2023	23-0000123	Medical assist, assist EMS crew
01/16/2023	23-0000130	Fire, other
01/17/2023	23-0000134	Cooking fire, confined to container
01/17/2023	23-0000138	Power line down
01/18/2023	23-0000145	Alarm system activation, no fire - unintentional
01/18/2023	23-0000147	Fire, other
01/21/2023	23-0000163	Steam, other gas mistaken for smoke, other
01/21/2023	23-0000164	Public service
01/23/2023	23-0000172	Oil or other combustible liquid spill
01/23/2023	23-0000182	Good intent call, other
01/24/2023	23-0000193	Power line down
01/25/2023	23-0000196	Removal of victim(s) from stalled elevator
01/25/2023	23-0000201	Alarm system activation, no fire - unintentional
01/25/2023	23-0000206	Alarm system activation, no fire - unintentional
01/26/2023	23-0000207	Medical assist, assist EMS crew
01/26/2023	23-0000212	Gas leak (natural gas or LPG)
01/27/2023	23-0000219	Alarm system activation, no fire - unintentional
01/27/2023	23-0000220	Alarm system activation, no fire - unintentional
01/28/2023	23-0000226	Alarm system activation, no fire - unintentional
01/29/2023	23-0000235	Gas leak (natural gas or LPG)
01/30/2023	23-0000237	Oil or other combustible liquid spill
01/30/2023	23-0000243	Defective elevator, no occupants
01/31/2023	23-0000245	Medical assist, assist EMS crew
01/31/2023	23-0000248	Vehicle accident, general cleanup

01/31/2023	23-0000253	Smoke detector activation due to malfunction
01/02/2023	23-0000014	False alarm or false call, other
01/04/2023	23-0000024	Unintentional transmission of alarm, other
01/05/2023	23-0000029	Oil or other combustible liquid spill
01/06/2023	23-0000038	Bee Attack
01/07/2023	23-0000041	Alarm system sounded due to malfunction
01/07/2023	23-0000042	Animal rescue
01/07/2023	23-0000050	Medical assist, assist EMS crew
01/11/2023	23-0000077	False alarm or false call, other
01/11/2023	23-0000081	Animal rescue
01/13/2023	23-0000097	Motor vehicle accident with injuries
01/13/2023	23-0000102	Medical assist, assist EMS crew
01/17/2023	23-0000132	Emergency medical service incident, other
01/20/2023	23-0000155	Motor vehicle accident with injuries
01/21/2023	23-0000159	No incident found on arrival at dispatch address
01/21/2023	23-0000162	Steam, other gas mistaken for smoke, other
01/21/2023	23-0000165	Smoke scare, odor of smoke
01/23/2023	23-0000171	EMS call, excluding vehicle accident with injury
01/23/2023	23-0000184	Motor vehicle accident with no injuries.
01/24/2023	23-0000191	No incident found on arrival at dispatch address
01/25/2023	23-0000197	Smoke scare, odor of smoke
01/27/2023	23-0000224	Emergency medical service incident, other
01/31/2023	23-0000251	Arcing, shorted electrical equipment
01/01/2023	23-0000001	Dumpster or other outside trash receptacle fire
01/01/2023	23-0000002	Search for lost person, other
01/01/2023	23-0000010	Animal rescue
01/02/2023	23-0000012	Electrical wiring/equipment problem, other
01/03/2023	23-0000020	Grass fire
01/04/2023	23-0000026	Smoke scare, odor of smoke
01/05/2023	23-0000028	Smoke detector activation due to malfunction
01/06/2023	23-0000037	Citizen complaint
01/07/2023	23-0000040	Dispatched & canceled en route
01/07/2023	23-0000051	Outside rubbish, trash or waste fire
01/08/2023	23-0000053	Medical assist, assist EMS crew
01/08/2023	23-0000054	Cooking fire, confined to container
01/09/2023	23-0000061	Gas leak (natural gas or LPG)
01/09/2023	23-0000063	Medical assist, assist EMS crew
01/10/2023	23-0000064	Smoke scare, odor of smoke
01/11/2023	23-0000075	Smoke scare, odor of smoke
01/12/2023	23-0000090	Electrical wiring/equipment problem, other
01/14/2023	23-0000109	Smoke detector activation, no fire - unintentional
01/15/2023	23-0000111	Medical assist, assist EMS crew
01/15/2023	23-0000113	Animal rescue
01/15/2023	23-0000118	Gas leak (natural gas or LPG)
01/16/2023	23-0000119	Public service assistance, other
01/16/2023	23-0000125	Alarm system activation, no fire - unintentional
01/18/2023	23-0000141	Service Call, other
01/18/2023	23-0000144	Animal rescue
01/18/2023	23-0000150	Medical assist, assist EMS crew
01/18/2023	23-0000151	Smoke scare, odor of smoke
01/21/2023	23-0000160	Vehicle accident, general cleanup
01/22/2023	23-0000167	Smoke detector activation, no fire - unintentional

01/22/2023	23-0000169	Passenger vehicle fire
01/23/2023	23-0000175	Heat from short circuit (wiring), defective/worn
01/23/2023	23-0000177	Medical assist, assist EMS crew
01/23/2023	23-0000183	Power line down
01/24/2023	23-0000185	No incident found on arrival at dispatch address
01/24/2023	23-0000187	Special outside fire, other
01/24/2023	23-0000189	Medical assist, assist EMS crew
01/24/2023	23-0000194	Medical assist, assist EMS crew
01/25/2023	23-0000203	Bee Call, Investigate/Removal
01/26/2023	23-0000210	Alarm system sounded due to malfunction
01/26/2023	23-0000216	Medical assist, assist EMS crew
01/27/2023	23-0000218	Electrical wiring/equipment problem, other
01/27/2023	23-0000222	Alarm system sounded due to malfunction
01/28/2023	23-0000229	Smoke detector activation, no fire - unintentional
01/29/2023	23-0000232	Medical assist, assist EMS crew
01/29/2023	23-0000234	Dumpster or other outside trash receptacle fire
01/30/2023	23-0000236	Motor vehicle accident with injuries
01/30/2023	23-0000238	Motor vehicle accident with no injuries.
01/30/2023	23-0000240	Medical assist, assist EMS crew
01/31/2023	23-0000246	Service Call, other
01/31/2023	23-0000250	Steam, other gas mistaken for smoke, other
01/08/2023	23-0000056	Rescue, EMS incident, other
01/10/2023	23-0000069	Outside rubbish fire, other
01/10/2023	23-0000073	Vehicle accident, general cleanup
01/11/2023	23-0000074	Garbage dump or sanitary landfill fire
01/16/2023	23-0000120	Alarm system activation, no fire - unintentional
01/17/2023	23-0000131	Medical assist, assist EMS crew
01/17/2023	23-0000133	Smoke scare, odor of smoke
01/19/2023	23-0000153	Grass fire
01/21/2023	23-0000166	Animal rescue
01/23/2023	23-0000179	Good intent call, other
01/24/2023	23-0000186	Outside equipment fire
01/26/2023	23-0000208	Outside rubbish, trash or waste fire
01/26/2023	23-0000209	Special outside fire, other

JANUARY - OUTSIDE CITY LIMITS

Incident Date between 2023-01-01 and 2023-01-31

Incident Date	Incident Number	Incident Type
01/23/2023	23-0000174	Excessive heat, scorch burns with no ignition
01/05/2023	23-0000034	Service Call, other
01/05/2023	23-0000035	Smoke scare, odor of smoke
01/07/2023	23-0000045	Arcing, shorted electrical equipment
01/07/2023	23-0000046	Smoke scare, odor of smoke
01/15/2023	23-0000110	Good intent call, other
01/15/2023	23-0000116	Smoke scare, odor of smoke
01/16/2023	23-0000127	Smoke scare, odor of smoke
01/16/2023	23-0000128	Unauthorized burning
01/17/2023	23-0000139	No incident found on arrival at dispatch address
01/18/2023	23-0000143	Dispatched & canceled en route
01/18/2023	23-0000149	Trash or rubbish fire, contained
01/20/2023	23-0000157	Grass fire
01/29/2023	23-0000233	Dispatched & canceled en route
01/01/2023	23-0000008	Grass fire
01/01/2023	23-0000009	Emergency medical service incident, other
01/04/2023	23-0000025	Outside rubbish fire, other
01/05/2023	23-0000032	Motor vehicle accident with injuries
01/08/2023	23-0000052	Outside rubbish fire, other
01/08/2023	23-0000057	Motor vehicle accident with injuries
01/10/2023	23-0000070	Power line down
01/12/2023	23-0000089	Unauthorized burning
01/13/2023	23-0000095	Alarm system activation, no fire - unintentional
01/13/2023	23-0000100	Motor vehicle accident with injuries
01/15/2023	23-0000117	Assist police or other governmental agency
01/16/2023	23-0000122	Medical assist, assist EMS crew
01/16/2023	23-0000129	Dispatched & canceled en route
01/21/2023	23-0000161	Smoke scare, odor of smoke
01/23/2023	23-0000176	Smoke scare, odor of smoke
01/24/2023	23-0000190	Special outside fire, other
01/24/2023	23-0000192	Special outside fire, other
01/27/2023	23-0000221	Animal rescue
01/27/2023	23-0000225	Smoke scare, odor of smoke
01/29/2023	23-0000230	Motor vehicle accident with injuries
01/30/2023	23-0000239	Brush or brush-and-grass mixture fire
01/30/2023	23-0000241	Alarm system sounded due to malfunction
01/04/2023	23-0000027	Smoke scare, odor of smoke
01/18/2023	23-0000140	Smoke scare, odor of smoke
01/26/2023	23-0000211	Brush or brush-and-grass mixture fire
01/27/2023	23-0000217	Authorized controlled burning
01/01/2023	23-0000006	Extrication of victim(s) from building/structure
01/02/2023	23-0000011	Medical assist, assist EMS crew
01/02/2023	23-0000013	Alarm system activation, no fire - unintentional
01/03/2023	23-0000018	Alarm system sounded due to malfunction

01/04/2023	23-0000022	Alarm system activation, no fire - unintentional
01/05/2023	23-0000033	Brush or brush-and-grass mixture fire
01/06/2023	23-0000036	No incident found on arrival at dispatch address
01/07/2023	23-0000047	Grass fire
01/11/2023	23-0000079	Outside rubbish, trash or waste fire
01/11/2023	23-0000083	Outside rubbish, trash or waste fire
01/13/2023	23-0000098	Outside rubbish fire, other
01/16/2023	23-0000126	Emergency medical service incident, other
01/18/2023	23-0000142	False alarm or false call, other
01/20/2023	23-0000156	Outside rubbish, trash or waste fire
01/25/2023	23-0000204	Fire in mobile home used as fixed residence
01/31/2023	23-0000252	Medical assist, assist EMS crew
01/09/2023	23-0000059	Outside rubbish, trash or waste fire
01/19/2023	23-0000152	Brush or brush-and-grass mixture fire
01/26/2023	23-0000213	Motor vehicle accident with injuries
01/30/2023	23-0000242	Dispatched & canceled en route
01/06/2023	23-0000039	Motor vehicle accident with no injuries.
01/15/2023	23-0000114	Natural vegetation fire, other
01/16/2023	23-0000121	Outside stationary compactor/compacted trash fire
01/17/2023	23-0000135	Assist police or other governmental agency
01/22/2023	23-0000170	Fire, other
01/23/2023	23-0000180	Assist police or other governmental agency
01/24/2023	23-0000188	Assist police or other governmental agency
01/25/2023	23-0000202	Assist police or other governmental agency

Total Calls by Shift and Station

Alarm Date between 2023-01-01 and 2023-01-31

Total Calls by Shift

Shift	2023-01-01	Total
C Shift	86	86
B Shift	82	82
A Shift	73	73
Total	241	241

Total Calls by Station

Station	2022-12-01	Total
Fire Station 4	50	50
Fire Station 2	62	62
Fire Station 5	32	32
Adminstration Building - Central Station	47	47
Fire Station 3	50	50
Total	241	241

JANUARY

Alarm Date between 2023-01-01 and 2023-01-31

Incident Date	Incident Number	Alarm Date	Arrival Date	Response Time (Minutes)	Station	Shift	Incident Type Code
				Average Response Time 6.76			
01/01/2023	23-0000001	00:07:01	00:13:12	6.18	Fire Station 4	C Shift	154
01/01/2023	23-0000002	01:46:16	01:46:57	0.68	Fire Station 4	C Shift	340
01/01/2023	23-0000003	04:49:42	05:00:07	10.42	Fire Station 2	C Shift	311
01/01/2023	23-0000004	09:50:07	09:52:54	2.78	Fire Station 2	B Shift	700
01/01/2023	23-0000005	13:29:20	13:33:00	3.67	Fire Station 2	B Shift	600
01/01/2023	23-0000006	13:36:07	13:43:41	7.57	Fire Station 5	B Shift	351
01/01/2023	23-0000007	13:44:15	13:46:30	2.25	Adminstration Building - Central Station	B Shift	512
01/01/2023	23-0000008	15:12:16	15:18:45	6.48	Fire Station 3	B Shift	143
01/01/2023	23-0000009	15:54:29	15:59:21	4.87	Fire Station 3	B Shift	320
01/01/2023	23-0000010	19:51:35	19:53:45	2.17	Fire Station 4	B Shift	542
01/02/2023	23-0000011	09:32:22	09:40:56	8.57	Fire Station 5	C Shift	311
01/02/2023	23-0000012	09:54:01	09:58:59	4.97	Fire Station 4	C Shift	440
01/02/2023	23-0000013	11:33:24	11:47:29	14.08	Fire Station 5	C Shift	745
01/02/2023	23-0000014	15:16:53	15:19:13	2.33	Fire Station 3	C Shift	700
01/02/2023	23-0000015	18:10:59	18:13:13	2.23	Adminstration Building - Central Station	C Shift	745
01/02/2023	23-0000016	22:07:51	22:17:59	10.13	Fire Station 2	C Shift	745
01/03/2023	23-0000017	10:33:09	10:34:57	1.80	Adminstration Building - Central Station	B Shift	745
01/03/2023	23-0000018	15:19:24	15:34:40	15.27	Fire Station 5	B Shift	735
01/03/2023	23-0000019	17:36:50	17:41:29	4.65	Fire Station 2	B Shift	500
01/03/2023	23-0000020	18:02:40	18:08:39	5.98	Fire Station 4	B Shift	143
01/03/2023	23-0000021	22:30:09	22:40:15	10.10	Adminstration Building - Central Station	B Shift	671
01/04/2023	23-0000022	01:32:38	01:49:42	17.07	Fire Station 5	B Shift	745
01/04/2023	23-0000023	05:17:39	05:25:10	7.52	Adminstration Building - Central Station	B Shift	622
01/04/2023	23-0000024	09:42:24	09:48:42	6.30	Fire Station 3	A Shift	740
01/04/2023	23-0000025	18:20:53	18:23:32	2.65	Fire Station 3	A Shift	150
01/04/2023	23-0000026	20:15:43	20:18:19	2.60	Fire Station 4	A Shift	651
01/04/2023	23-0000027	22:33:09	22:37:39	4.50	Fire Station 4	A Shift	651
01/05/2023	23-0000028	02:15:03	02:25:16	10.22	Fire Station 4	A Shift	733
01/05/2023	23-0000029	08:18:55	08:25:59	7.07	Fire Station 3	B Shift	413
01/05/2023	23-0000030	15:41:15	15:47:47	6.53	Fire Station 2	B Shift	251
01/05/2023	23-0000031	16:32:46	16:32:56	0.17	Fire Station 3	B Shift	320
01/05/2023	23-0000032	18:02:53	18:06:23	3.50	Fire Station 3	B Shift	322
01/05/2023	23-0000033	18:19:26	18:28:55	9.48	Fire Station 5	B Shift	142
01/05/2023	23-0000034	22:20:19	22:25:30	5.18	Fire Station 2	B Shift	500
01/05/2023	23-0000035	23:40:44	23:57:31	16.78	Fire Station 2	B Shift	651
01/06/2023	23-0000036	03:38:43	03:45:55	7.20	Fire Station 5	B Shift	622
01/06/2023	23-0000037	11:29:32	11:42:40	13.13	Fire Station 2	A Shift	911
01/06/2023	23-0000038	17:06:38	17:12:38	6.00	Fire Station 3	A Shift	9001
01/06/2023	23-0000039	18:19:24	18:20:00	0.60	Fire Station 2	A Shift	324
01/07/2023	23-0000040	09:11:47	10:20:44	68.95	Fire Station 4	C Shift	611

01/07/2023	23-0000041	09:14:08	09:20:06	5.97	Fire Station 3	C Shift	735
01/07/2023	23-0000042	13:55:03	14:22:45	27.70	Fire Station 3	C Shift	542
01/07/2023	23-0000043	15:03:31	15:06:35	3.07	Adminstration Building - Central Station	C Shift	745
01/07/2023	23-0000044	17:10:30	17:14:35	4.08	Fire Station 2	C Shift	131
01/07/2023	23-0000045	17:17:14	17:28:07	10.88	Adminstration Building - Central Station	C Shift	445
01/07/2023	23-0000046	18:30:43	18:42:14	11.52	Fire Station 3	C Shift	651
01/07/2023	23-0000047	18:52:16	19:07:59	15.72	Fire Station 5	C Shift	143
01/07/2023	23-0000049	21:43:34	21:46:43	3.15	Fire Station 2	C Shift	111
01/07/2023	23-0000050	22:07:19	22:10:22	3.05	Adminstration Building - Central Station	C Shift	311
01/07/2023	23-0000051	23:52:07	23:56:13	4.10	Fire Station 4	C Shift	151
01/08/2023	23-0000052	11:30:10	11:38:25	8.25	Fire Station 3	A Shift	150
01/08/2023	23-0000053	11:42:54	11:44:59	2.08	Fire Station 4	A Shift	311
01/08/2023	23-0000055	14:55:55	14:55:55	0.00	Fire Station 2	A Shift	150
01/08/2023	23-0000054	15:21:41	15:24:59	3.30	Fire Station 4	A Shift	113
01/08/2023	23-0000056	18:23:39	18:30:58	7.32	Fire Station 5	A Shift	300
01/08/2023	23-0000057	20:19:59	20:24:30	4.52	Fire Station 3	A Shift	322
01/09/2023	23-0000059	08:55:23	09:03:25	8.03	Fire Station 5	C Shift	151
01/09/2023	23-0000060	11:59:54	12:04:45	4.85	Fire Station 2	C Shift	651
01/09/2023	23-0000061	12:12:05	12:12:05	0.00	Adminstration Building - Central Station	C Shift	412
01/09/2023	23-0000062	15:01:48	15:06:39	4.85	Adminstration Building - Central Station	C Shift	412
01/09/2023	23-0000063	17:55:28	17:57:47	2.32	Fire Station 4	C Shift	311
01/10/2023	23-0000064	00:13:00	00:18:45	5.75	Fire Station 4	C Shift	651
01/10/2023	23-0000065	09:14:00	09:19:42	5.70	Adminstration Building - Central Station	B Shift	735
01/10/2023	23-0000066	09:56:40	10:07:35	10.92	Adminstration Building - Central Station	B Shift	651
01/10/2023	23-0000067	10:41:40	10:48:49	7.15	Adminstration Building - Central Station	B Shift	735
01/10/2023	23-0000068	14:47:16	14:50:29	3.22	Fire Station 2	B Shift	311
01/10/2023	23-0000069	14:51:32	14:57:20	5.80	Fire Station 5	B Shift	150
01/10/2023	23-0000070	15:18:38	15:26:06	7.47	Fire Station 3	B Shift	444
01/10/2023	23-0000071	18:17:12	18:20:56	3.73	Fire Station 2	B Shift	353
01/10/2023	23-0000072	19:10:48	19:12:14	1.43	Fire Station 2	B Shift	411
01/10/2023	23-0000073	21:32:18	21:36:17	3.98	Fire Station 5	B Shift	463
01/11/2023	23-0000074	09:03:56	09:10:09	6.22	Fire Station 5	C Shift	152
01/11/2023	23-0000075	11:41:00	11:47:42	6.70	Fire Station 4	C Shift	651
01/11/2023	23-0000077	15:30:36	15:41:26	10.83	Fire Station 3	C Shift	700
01/11/2023	23-0000078	15:59:49	16:04:08	4.32	Adminstration Building - Central Station	C Shift	741
01/11/2023	23-0000079	16:19:52	16:26:17	6.42	Fire Station 5	C Shift	151
01/11/2023	23-0000080	17:15:27	17:19:07	3.67	Fire Station 2	C Shift	745
01/11/2023	23-0000081	17:25:04	17:27:41	2.62	Adminstration Building - Central Station	C Shift	542
01/11/2023	23-0000082	18:01:14	18:06:12	4.97	Adminstration Building - Central Station	C Shift	311
01/11/2023	23-0000083	18:56:05	19:10:00	13.92	Fire Station 5	C Shift	151
01/12/2023	23-0000088	07:47:07	07:47:07	0.00	Fire Station 2	B Shift	324
01/12/2023	23-0000084	09:11:04	09:15:25	4.35	Adminstration Building - Central Station	B Shift	463
01/12/2023	23-0000085	11:10:04	11:16:20	6.27	Fire Station 3	B Shift	143
01/12/2023	23-0000086	13:40:22	13:43:26	3.07	Fire Station 2	B Shift	324
01/12/2023	23-0000087	15:47:38	15:52:55	5.28	Fire Station 2	B Shift	600
01/12/2023	23-0000089	18:33:48	18:49:22	15.57	Fire Station 3	B Shift	561
01/12/2023	23-0000090	21:00:55	21:04:36	3.68	Fire Station 4	B Shift	440
01/13/2023	23-0000091	09:23:01	09:23:10	0.15	Fire Station 2	A Shift	651
01/13/2023	23-0000092	11:06:13	11:13:45	7.53	Fire Station 4	A Shift	444
01/13/2023	23-0000093	14:00:11	14:04:43	4.53	Fire Station 2	A Shift	745
01/13/2023	23-0000094	14:18:08	14:25:54	7.77	Fire Station 2	A Shift	113
01/13/2023	23-0000095	15:06:21	15:15:40	9.32	Fire Station 3	A Shift	745

01/13/2023	23-0000096	17:17:12	17:20:28	3.27	Fire Station 2	A Shift	131
01/13/2023	23-0000097	17:52:58	17:53:10	0.20	Adminstration Building - Central Station	A Shift	322
01/13/2023	23-0000098	18:11:40	18:19:22	7.70	Fire Station 3	A Shift	150
01/13/2023	23-0000099	18:50:33	18:54:59	4.43	Fire Station 2	A Shift	412
01/13/2023	23-0000100	19:05:32	19:09:45	4.22	Fire Station 3	A Shift	322
01/13/2023	23-0000101	19:58:42	20:02:50	4.13	Fire Station 3	A Shift	445
01/13/2023	23-0000102	20:39:14	20:45:19	6.08	Fire Station 3	A Shift	311
01/13/2023	23-0000103	20:57:35	21:02:29	4.90	Fire Station 2	A Shift	412
01/13/2023	23-0000104	21:30:44	21:32:44	2.00	Adminstration Building - Central Station	A Shift	311
01/14/2023	23-0000105	01:24:53	01:28:09	3.27	Fire Station 3	A Shift	745
01/14/2023	23-0000106	12:42:14	12:43:04	0.83	Adminstration Building - Central Station	B Shift	743
01/14/2023	23-0000107	17:21:04	17:25:07	4.05	Adminstration Building - Central Station	B Shift	741
01/14/2023	23-0000108	22:10:31	22:16:56	6.42	Fire Station 2	B Shift	600
01/14/2023	23-0000109	23:51:49	23:59:48	7.98	Fire Station 4	B Shift	743
01/15/2023	23-0000110	02:09:06	02:22:00	12.90	Fire Station 2	B Shift	600
01/15/2023	23-0000111	09:56:26	09:58:17	1.85	Fire Station 2	A Shift	311
01/15/2023	23-0000112	10:18:01	10:25:04	7.05	Adminstration Building - Central Station	A Shift	444
01/15/2023	23-0000113	11:48:50	11:59:13	10.38	Fire Station 4	A Shift	542
01/15/2023	23-0000114	13:10:09	13:18:10	8.02	Fire Station 4	A Shift	140
01/15/2023	23-0000115	14:16:28	14:29:05	12.62	Adminstration Building - Central Station	A Shift	131
01/15/2023	23-0000116	15:37:08	15:58:17	21.15	Fire Station 2	A Shift	651
01/15/2023	23-0000117	15:52:42	16:04:58	12.27	Fire Station 2	A Shift	551
01/15/2023	23-0000118	21:36:54	21:45:24	8.50	Fire Station 3	A Shift	412
01/16/2023	23-0000119	00:54:20	01:00:39	6.32	Adminstration Building - Central Station	A Shift	550
01/16/2023	23-0000120	08:10:09	08:16:05	5.93	Fire Station 5	C Shift	745
01/16/2023	23-0000121	09:39:27	09:55:46	16.32	Adminstration Building - Central Station	C Shift	155
01/16/2023	23-0000122	09:45:28	09:53:48	8.33	Fire Station 3	C Shift	311
01/16/2023	23-0000123	10:19:17	10:28:07	8.83	Fire Station 4	C Shift	311
01/16/2023	23-0000124	10:43:35	10:47:42	4.12	Adminstration Building - Central Station	C Shift	745
01/16/2023	23-0000125	11:32:22	11:36:40	4.30	Fire Station 4	C Shift	745
01/16/2023	23-0000126	16:37:09	16:46:01	8.87	Fire Station 5	C Shift	320
01/16/2023	23-0000127	18:16:35	18:29:06	12.52	Fire Station 2	C Shift	651
01/16/2023	23-0000128	18:54:42	18:54:57	0.25	Fire Station 2	C Shift	561
01/16/2023	23-0000129	18:59:05	19:08:04	8.98	Fire Station 3	C Shift	611
01/16/2023	23-0000130	20:25:57	20:30:29	4.53	Fire Station 2	C Shift	100
01/17/2023	23-0000131	08:11:36	08:12:40	1.07	Fire Station 5	A Shift	311
01/17/2023	23-0000132	08:53:52	08:58:33	4.68	Fire Station 3	A Shift	320
01/17/2023	23-0000133	12:36:49	12:43:00	6.18	Fire Station 5	A Shift	651
01/17/2023	23-0000134	14:08:37	14:13:35	4.97	Fire Station 2	A Shift	113
01/17/2023	23-0000135	14:17:29	14:23:27	5.97	Fire Station 3	A Shift	551
01/17/2023	23-0000136	14:17:56	14:24:11	6.25	Adminstration Building - Central Station	A Shift	735
01/17/2023	23-0000137	15:12:43	15:12:47	0.07	Adminstration Building - Central Station	A Shift	735
01/17/2023	23-0000138	17:07:48	17:14:05	6.28	Fire Station 2	A Shift	444
01/17/2023	23-0000139	22:55:39	23:04:05	8.43	Fire Station 2	A Shift	622
01/18/2023	23-0000140	05:01:07	05:13:41	12.57	Fire Station 4	A Shift	651
01/18/2023	23-0000141	09:35:30	09:39:06	3.60	Fire Station 4	C Shift	500
01/18/2023	23-0000142	12:49:41	13:18:00	28.32	Fire Station 5	C Shift	700
01/18/2023	23-0000143	15:16:28	15:30:28	14.00	Fire Station 2	C Shift	611
01/18/2023	23-0000144	16:09:36	16:15:30	5.90	Fire Station 4	C Shift	542
01/18/2023	23-0000145	17:11:45	17:14:49	3.07	Fire Station 2	C Shift	745
01/18/2023	23-0000146	17:45:40	17:52:33	6.88	Adminstration Building - Central Station	C Shift	311
01/18/2023	23-0000147	18:57:40	19:03:13	5.55	Fire Station 2	C Shift	100

01/18/2023	23-0000148	19:06:39	19:12:52	6.22	Adminstration Building - Central Station	C Shift	745
01/18/2023	23-0000149	19:19:51	19:36:40	16.82	Fire Station 2	C Shift	118
01/18/2023	23-0000150	20:00:04	20:03:42	3.63	Fire Station 4	C Shift	311
01/18/2023	23-0000151	22:54:30	23:00:18	5.80	Fire Station 4	C Shift	651
01/19/2023	23-0000152	13:41:27	13:57:12	15.75	Fire Station 5	B Shift	142
01/19/2023	23-0000153	22:39:10	22:40:56	1.77	Fire Station 5	B Shift	143
01/20/2023	23-0000154	04:30:45	04:41:06	10.35	Adminstration Building - Central Station	B Shift	600
01/20/2023	23-0000155	04:46:04	04:48:09	2.08	Fire Station 3	B Shift	322
01/20/2023	23-0000156	05:48:43	06:00:00	11.28	Fire Station 5	B Shift	151
01/20/2023	23-0000157	15:30:08	15:36:37	6.48	Fire Station 2	C Shift	143
01/20/2023	23-0000158	21:38:32	21:43:57	5.42	Adminstration Building - Central Station	C Shift	733
01/21/2023	23-0000159	05:59:01	06:03:00	3.98	Fire Station 3	C Shift	622
01/21/2023	23-0000160	10:47:49	10:52:16	4.45	Fire Station 4	B Shift	463
01/21/2023	23-0000161	12:29:58	12:40:26	10.47	Fire Station 3	B Shift	651
01/21/2023	23-0000162	12:32:36	12:39:27	6.85	Fire Station 3	B Shift	650
01/21/2023	23-0000163	16:50:47	16:50:50	0.05	Fire Station 2	B Shift	650
01/21/2023	23-0000164	18:37:01	18:42:06	5.08	Fire Station 2	B Shift	553
01/21/2023	23-0000165	20:37:20	20:40:42	3.37	Fire Station 3	B Shift	651
01/21/2023	23-0000166	23:24:03	23:30:10	6.12	Fire Station 5	B Shift	542
01/22/2023	23-0000167	02:49:04	02:51:52	2.80	Fire Station 4	B Shift	743
01/22/2023	23-0000168	08:59:36	09:01:21	1.75	Fire Station 3	A Shift	651
01/22/2023	23-0000169	16:08:42	16:10:19	1.62	Fire Station 4	A Shift	131
01/22/2023	23-0000170	16:35:14	17:01:38	26.40	Fire Station 3	A Shift	100
01/23/2023	23-0000171	06:47:36	06:53:26	5.83	Fire Station 3	A Shift	321
01/23/2023	23-0000172	07:45:49	07:45:50	0.02	Fire Station 2	B Shift	413
01/23/2023	23-0000173	08:11:30	08:15:44	4.23	Adminstration Building - Central Station	B Shift	251
01/23/2023	23-0000174	08:45:52	08:47:58	2.10	Fire Station 2	B Shift	251
01/23/2023	23-0000175	09:56:23	09:58:25	2.03	Fire Station 4	B Shift	441
01/23/2023	23-0000176	12:04:11	12:13:01	8.83	Fire Station 3	B Shift	651
01/23/2023	23-0000177	12:29:46	12:35:49	6.05	Fire Station 4	B Shift	311
01/23/2023	23-0000178	13:00:32	13:02:20	1.80	Adminstration Building - Central Station	B Shift	736
01/23/2023	23-0000179	14:47:44	14:52:37	4.88	Fire Station 5	B Shift	600
01/23/2023	23-0000180	15:08:10	15:46:04	37.90	Adminstration Building - Central Station	B Shift	551
01/23/2023	23-0000181	16:41:37	16:45:54	4.28	Adminstration Building - Central Station	B Shift	500
01/23/2023	23-0000182	17:16:13	17:16:15	0.03	Fire Station 3	B Shift	600
01/23/2023	23-0000183	17:22:34	17:25:45	3.18	Fire Station 4	B Shift	444
01/23/2023	23-0000184	17:26:47	17:31:14	4.45	Fire Station 3	B Shift	324
01/24/2023	23-0000186	07:04:12	07:12:44	8.53	Fire Station 5	A Shift	162
01/24/2023	23-0000185	07:07:06	07:17:23	10.28	Fire Station 4	A Shift	622
01/24/2023	23-0000187	08:09:55	08:14:10	4.25	Fire Station 4	A Shift	160
01/24/2023	23-0000188	08:12:14	08:29:01	16.78	Adminstration Building - Central Station	A Shift	551
01/24/2023	23-0000189	12:22:50	12:25:09	2.32	Fire Station 3	A Shift	311
01/24/2023	23-0000190	13:23:44	13:30:27	6.72	Fire Station 4	A Shift	160
01/24/2023	23-0000191	14:47:30	14:50:02	2.53	Fire Station 4	A Shift	622
01/24/2023	23-0000192	15:36:14	15:49:29	13.25	Adminstration Building - Central Station	A Shift	160
01/24/2023	23-0000193	17:49:09	17:56:07	6.97	Fire Station 2	A Shift	444
01/24/2023	23-0000194	18:24:37	18:28:54	4.28	Fire Station 4	A Shift	311
01/24/2023	23-0000195	19:08:05	19:11:55	3.83	Adminstration Building - Central Station	A Shift	412
01/25/2023	23-0000196	04:49:15	04:56:35	7.33	Fire Station 2	A Shift	353
01/25/2023	23-0000197	06:21:01	06:27:38	6.62	Fire Station 3	A Shift	651
01/25/2023	23-0000198	08:45:51	08:48:43	2.87	Adminstration Building - Central Station	C Shift	743
01/25/2023	23-0000199	08:56:09	09:03:29	7.33	Fire Station 3	C Shift	740

01/25/2023	23-0000201	10:01:04	10:08:59	7.92	Fire Station 2	C Shift	745
01/25/2023	23-0000202	10:19:45	10:41:02	21.28	Adminstration Building - Central Station	C Shift	551
01/25/2023	23-0000203	13:07:40	13:13:47	6.12	Fire Station 4	C Shift	9002
01/25/2023	23-0000204	13:12:46	13:20:00	7.23	Fire Station 5	C Shift	121
01/25/2023	23-0000205	17:09:50	17:13:45	3.92	Adminstration Building - Central Station	C Shift	323
01/25/2023	23-0000206	20:07:48	20:12:03	4.25	Fire Station 2	C Shift	745
01/26/2023	23-0000207	01:57:01	02:02:00	4.98	Fire Station 2	C Shift	311
01/26/2023	23-0000208	05:32:42	05:40:07	7.42	Fire Station 5	C Shift	151
01/26/2023	23-0000209	07:29:17	07:37:47	8.50	Fire Station 5	A Shift	160
01/26/2023	23-0000210	08:37:38	08:43:07	5.48	Fire Station 4	A Shift	735
01/26/2023	23-0000211	09:03:05	09:07:53	4.80	Fire Station 3	A Shift	142
01/26/2023	23-0000212	10:33:32	10:35:26	1.90	Fire Station 2	A Shift	412
01/26/2023	23-0000213	13:20:33	13:46:12	25.65	Fire Station 5	A Shift	322
01/26/2023	23-0000214	17:13:57	17:18:01	4.07	Fire Station 3	A Shift	116
01/26/2023	23-0000215	18:17:11	18:35:53	18.70	Fire Station 3	A Shift	500
01/26/2023	23-0000216	19:45:01	19:50:23	5.37	Fire Station 4	A Shift	311
01/27/2023	23-0000217	09:11:08	09:14:52	3.73	Fire Station 4	C Shift	631
01/27/2023	23-0000218	11:25:52	11:28:40	2.80	Fire Station 4	C Shift	440
01/27/2023	23-0000219	11:34:38	11:39:59	5.35	Fire Station 2	C Shift	745
01/27/2023	23-0000220	11:55:10	11:57:11	2.02	Fire Station 2	C Shift	745
01/27/2023	23-0000221	13:48:10	13:54:26	6.27	Fire Station 5	C Shift	542
01/27/2023	23-0000222	13:48:26	13:51:36	3.17	Fire Station 4	C Shift	735
01/27/2023	23-0000223	14:07:04	14:11:24	4.33	Adminstration Building - Central Station	C Shift	412
01/27/2023	23-0000224	14:09:36	14:17:08	7.53	Fire Station 2	C Shift	320
01/27/2023	23-0000225	16:20:37	16:20:37	0.00	Fire Station 3	C Shift	651
01/28/2023	23-0000226	01:52:39	01:55:00	2.35	Fire Station 2	C Shift	745
01/28/2023	23-0000227	15:41:23	15:47:03	5.67	Adminstration Building - Central Station	B Shift	600
01/28/2023	23-0000228	16:37:52	16:40:03	2.18	Adminstration Building - Central Station	B Shift	650
01/28/2023	23-0000229	16:57:42	17:01:12	3.50	Fire Station 4	B Shift	743
01/29/2023	23-0000230	03:17:04	03:27:58	10.90	Fire Station 3	B Shift	322
01/29/2023	23-0000231	10:34:26	10:39:48	5.37	Adminstration Building - Central Station	C Shift	531
01/29/2023	23-0000232	10:46:57	10:54:48	7.85	Fire Station 4	C Shift	311
01/29/2023	23-0000234	17:14:30	17:19:53	5.38	Fire Station 4	C Shift	154
01/29/2023	23-0000235	20:38:01	20:41:48	3.78	Fire Station 2	C Shift	412
01/30/2023	23-0000236	09:35:07	09:37:46	2.65	Fire Station 4	B Shift	322
01/30/2023	23-0000237	11:25:25	11:31:57	6.53	Fire Station 2	B Shift	413
01/30/2023	23-0000238	11:52:35	11:52:36	0.02	Fire Station 4	B Shift	324
01/30/2023	23-0000239	14:00:07	14:08:40	8.55	Fire Station 3	B Shift	142
01/30/2023	23-0000240	14:23:51	14:27:21	3.50	Fire Station 4	B Shift	311
01/30/2023	23-0000241	16:19:34	16:21:26	1.87	Fire Station 3	B Shift	735
01/30/2023	23-0000243	17:25:40	17:31:54	6.23	Fire Station 2	B Shift	555
01/30/2023	23-0000244	18:23:37	18:27:13	3.60	Adminstration Building - Central Station	B Shift	500



EDINBURG FIRE MARSHAL'S OFFICE

MONTHLY REPORT - JANUARY 2023

STRUCTURE FIRES

Performance Data	This Month	Last Month	This Month Last Year	This Year To Date	Last Year To Date
Commercial	0	0	0	0	0
Single Family	1	0	1	1	1
Apartments	0	0	0	0	0
Schools	0	0	0	0	0
Industrial	0	0	0	0	0
Hospital & Nursing Homes	0	0	0	0	0
Total	1	0	1	1	1

FIRE INSPECTIONS

Performance Data	This Month	Last Month	This Month Last Year	This Year To Date	Last Year To Date
Buildings - Residential	92	50	44	92	44
Buildings - Commercial	400	157	146	400	146
Schools	3	3	4	3	4
Hospitals & Nursing Homes	0	0	1	0	1
Daycares (adult & child)	7	5	8	7	8
Gasoline Install	0	0	0	0	0
Industrial	27	10	0	27	0
Foster Homes	1	1	1	1	1
Miscellaneous <small>(Burn Permits, Hydro/Hood/Alarm/Trip Tests, Firework Stands, Citations, Re-inspections)</small>	36	43	30	36	30
Total	566	269	234	566	234

FIRE SAFETY EDUCATION PROGRAMS

Performance Data		This Month	Last Month	This Year To Date	Last Year To Date
Schools	No. of Classes	0	8	0	1
	No. of Students	0	1,340	0	288
Commercial	No. of Classes	1	1	1	0
	No. of Staff	30	100	30	0
City	No. of Classes	2	1	2	0
	No. of Staff	130	3,000	130	0
Industrial	No. of Classes	0	0	0	0
	No. of Staff	0	0	0	0
Hospitals & Nursing Homes	No. of Classes	0	0	0	0
	No. of Staff	0	0	0	0
Daycares (Adult & Child)	No. of Classes	0	0	0	0
	No. of Students	0	0	0	0
Fire Station & Museum Tours	No. of Classes	0	0	0	0
	No. of Students	0	0	0	0
Total	No. of Classes	3	10	3	1
	No. of Students/Staff	160	4,440	160	288

EDINBURG FIRE MARSHAL'S OFFICE

MONTHLY REPORT FOR JANUARY 2023

STAFF ACTIVITY

Staff	Activity
Fire Prevention Staff	Responded to 3 fire calls
Fire Prevention Staff	Attended 15 miscellaneous meetings
Fire Prevention Staff	Conducted fire investigations/report writing: 10 hours
Fire Prevention Staff	Out 0 days
Deputy Chief	Attended: Plan/Plat Review
Deputy Chief	Attended: Planning & Zoning Meeting

STAFF TRAINING

Staff	Training
Captain Diaz	Instructor: New Firefighter Orientation
Captain Diaz	Instructor: Firearms Proficiency Class for Hidalgo County Fire Marshal's Office
Lt. Cisneros	Attended: Distracted Driving Training
Prevention Staff	Attended: Hood System Training by Hood Masters at Juniors Supermarket
Prevention Staff	Attended: Industrial Training at Calpine Magic Valley

FIRE PREVENTION PRESENTATIONS

Performance Data	Type of Presentation	Total
1. Edinburg Fire Department	Fired Up for a Cure 5K Run/Walk with Chief	100
2. Delia's Tamales	Fire Extinguisher Hands-On Tutor	30
3. Dustin Sekula Memorial Library - Read Aloud Day	Reader	30
Grand Total		160


EDINBURG FIRE MARSHAL'S OFFICE

MONTHLY REPORT FOR JANUARY 2023

FEES RECEIVED

Type of Inspection	This Month	This Year To Date
ANNUAL FIRE INSPECTION		
- Adult Daycare	\$ 50.00	\$ 50.00
- Child Daycare	\$ 300.00	\$ 300.00
- Foster Home	\$ 50.00	\$ 50.00
- Group Home	\$ 100.00	\$ 100.00
- Hospital	\$ 300.00	\$ 300.00
- Nursing Home	\$ 50.00	\$ 50.00
- Healthcare Facilities	\$ -	\$ -
GENERAL FIRE INSPECTION		
- Burning Permit	\$ 500.00	\$ 500.00
- Mobile Food Truck/Trailer	\$ -	\$ -
- Fuel Tank (Installation/Removal)	\$ -	\$ -
- Visual/Partial Inspection	\$ -	\$ -
KITCHEN FIRE SUPPRESSION		
- Kitchen Suppression System Trip Test	\$ 100.00	\$ 100.00
FIRE ALARM SYSTEM		
- Fire Alarm Plan Review	\$ 400.00	\$ 400.00
- Fire Alarm Acceptance Test	\$ 50.00	\$ 50.00
FIRE SPRINKLER SYSTEM		
- Fire Sprinkler System Plan Review	\$ 200.00	\$ 200.00
- Flow Test (Hydrant Testing)	\$ 200.00	\$ 200.00
- Hydrostatic Test - Above Ground	\$ 100.00	\$ 100.00
- Hydrostatic Test - Below Ground	\$ 350.00	\$ 350.00
- Fire Sprinkler Acceptance Test	\$ 50.00	\$ 50.00
FIREWORKS		
- Fireworks Permit	\$ -	\$ -
- Fireworks Standby Fee	\$ -	\$ -
Total <i>(Annuals, Reviews, Tests)</i>	\$ 2,800.00	\$ 2,800.00
INSPECTIONS		
- Commercial Buildings (Finals)	\$ 700.00	\$ 700.00
- Commercial Occupancies (Facilities)	\$ 500.00	\$ 500.00
- Multi-Family Buildings	\$ 550.00	\$ 550.00
- Reinspection Fees	\$ 150.00	\$ 150.00
Total <i>(Finals & Facilities)</i>	\$ 1,900.00	\$ 1,900.00
Grand Total	\$ 4,700.00	\$ 4,700.00

HUMAN RESOURCES



human
resources

JANUARY 2023
MONTHLY REPORT

OVERVIEW

BIWEEKLY/MONTHLY REPORT
FOR PERIOD: **JANUARY 2023**

1. HUMAN RESOURCES

Vacancies by Classification:
Full Time –98
Part Time Regular – 58
Part Time Seasonal - 96
New Hires: 36
Volunteers: 42
Terminations: 29
Information Sessions: 0
Professional Development Sessions: 1
Appreciation/Recognition Events: 1
Grievances/Complaints (various): 8

3. BENEFITS AND WELLNESS

Employees on FMLA: 25
Events: 4



2. CIVIL SERVICE

Civil Service Meetings: 1 **Police Department**

-Entry Level Exams: 0
-Promotional Exams: 0

Fire Department

-Entry Level Exams: 0
-Promotional Exams: 0

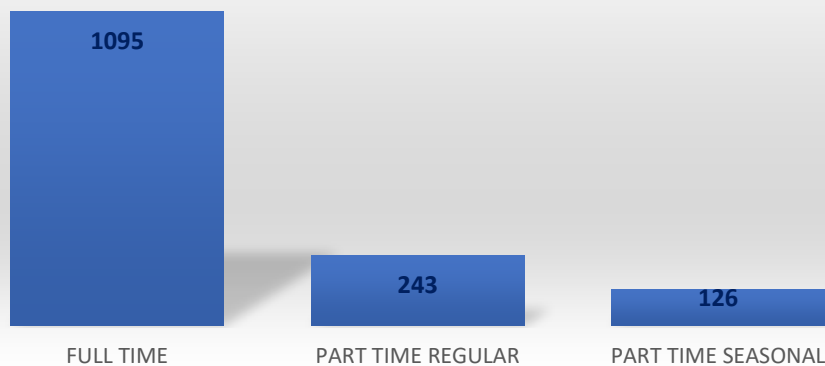
4. RISK MANAGEMENT

Workers' Comp Claims: 10
General Liability Claims: 1
Auto Liability Claims: 3
Auto Physical Damage Claims: 1
Real & Personal Property: 0
Development Sessions: 0
Information Sessions: 0



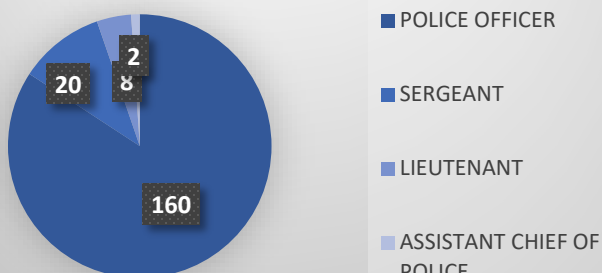
EDINBURG WORKFORCE

TOTAL BUDGETED POSITIONS (INCLUDING CIVIL SERVICE)

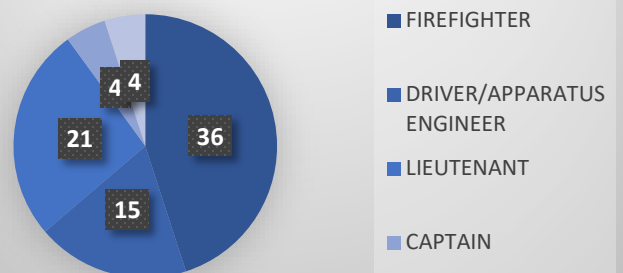


CIVIL SERVICE STRENGTH ORDINANCE

POLICE DEPARTMENT TOTAL AUTHORIZED STRENGTH: 190



FIRE DEPARTMENT TOTAL AUTHORIZED STRENGTH: 80



HUMAN RESOURCES

JANUARY 2023 MONTHLY REPORT

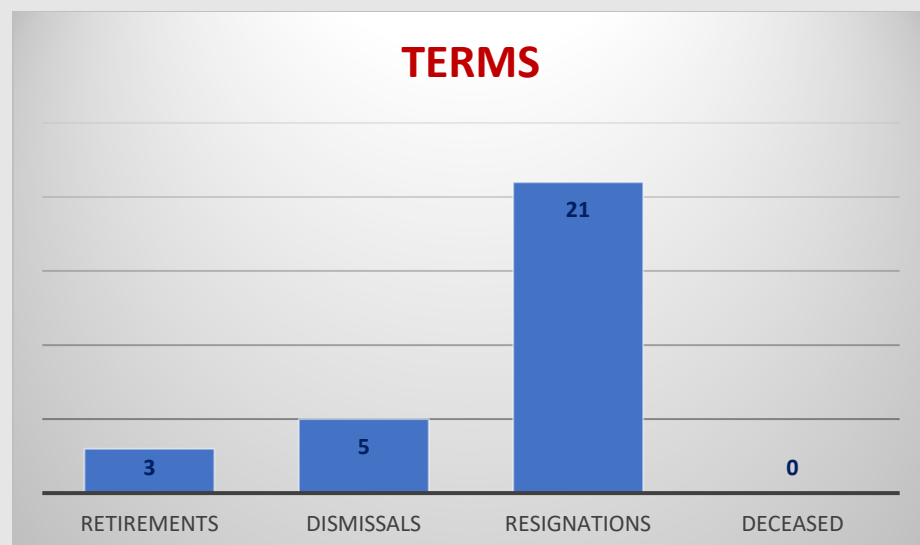
VACANCIES



NEW HIRES



TERMS



HUMAN RESOURCES

PERFORMANCE MEASURES	TOTAL AMOUNT
APPLICATIONS RECEIVED	934
JOB POSTINGS	61
APPLICATIONS SCREENED	934
INTERVIEWS CONDUCTED	194
TIME TO FILL (DAYS)	27
COST PER HIRE	AT THE END OF YEAR
# OF PAF'S PROCESSED	40
EXIT INTERVIEWS PROCESSED	18
RETIREMENTS PROCESSED	3
PUBLIC INFORMATION REQUESTS	8
VERIFICATIONS OF EMPLOYMENT	35

BENEFITS AND WELLNESS DIVISION

Insurance Carriers

Core Benefits

Medical, Vision, Dental, Life Insurance, Long Term Disability

- Blue Cross Blue Shield 
- Avesis 
- Delta Dental 
- Dearborn 
- Madison National 

Voluntary Products

Optional/Supplemental Life, Critical Illness, Hospital Indemnity, Accident, Cancer, Short Term Disability, Medical Air Support, Legal Services, 457 Retirement

- Dearborn (opt life)
- Colonial
- Trustmark
- Legal Shield
- MASA
- Community Loan
- Wellfleet
- Nationwide
- ICMA
- VOYA
- United Way

RISK MANAGEMENT

QUARTERLY REPORTING (OCT – DEC)

RISK AND SAFETY DEVELOPMENT

- TRAINING SESSIONS (OCT-DEC)- 14
- PARTICIPATION- 842

RISK AND SAFETY INFORMATION

- TRAINING SESSIONS (OCT-DEC)- 2
- PARTICIPATION- 104

AUDIT AND COMPLIANCE

- FMCSA, ANNUAL DOT DRIVER QUERIES- 107
- RANDOM DRUG TESTING- 57
- WORKERS COMPENSATION AUDIT

INCIDENT/ACCIDENT REVIEW AND INVESTIGATION

- OCTOBER- 15
- NOVEMBER-11
- DECEMBER- 16
- POST ACCIDENT DRUG TESTING- 22

INSPECTIONS

- DEPARTMENT SELF BUILDING INSPECTIONS (OCT- DEC)- 8
- RANDOM BUILDING INSPECTIONS (OCT- DEC)- 4

DRUG TESTING AND MORE



EDINBURG FIRE EDINBURG, EDINBURG POLICE DEPARTMENT



FMCSA, DRUG & ALCOHOL CLEARINGHOUSE



TEXAS MUNICIPAL LEAGUE INTERGOVERNMENTAL RISK POOL



SUMMARY OF ACTIVITY

HUMAN RESOURCES – DEVELOPMENT SESSIONS

DATE	TOPIC	# OF SESSIONS	PRESENTER	LOCATION	TIME	# OF EMPLOYEES ATTENDED
1/11/2023	SUCCESSFUL CUSTOMER SERVICE INTERACTIONS	1	LIZETTE GOMEZ	COMMUNITY ROOM	12PM – 1PM	10


HUMAN RESOURCES – EMPLOYEE APPRECIATION/RECOGNITION EVENTS

DATE	TOPIC	# OF SESSIONS	PRESENTER	LOCATION	TIME	# OF EMPLOYEES ATTENDED
1/26/2023	MONTHLY BIRTHDAY CELEBRATION	1	VANESSA CASTILLO	CITY HALL COUNCIL – CHAMBERS	12PM – 1PM	34

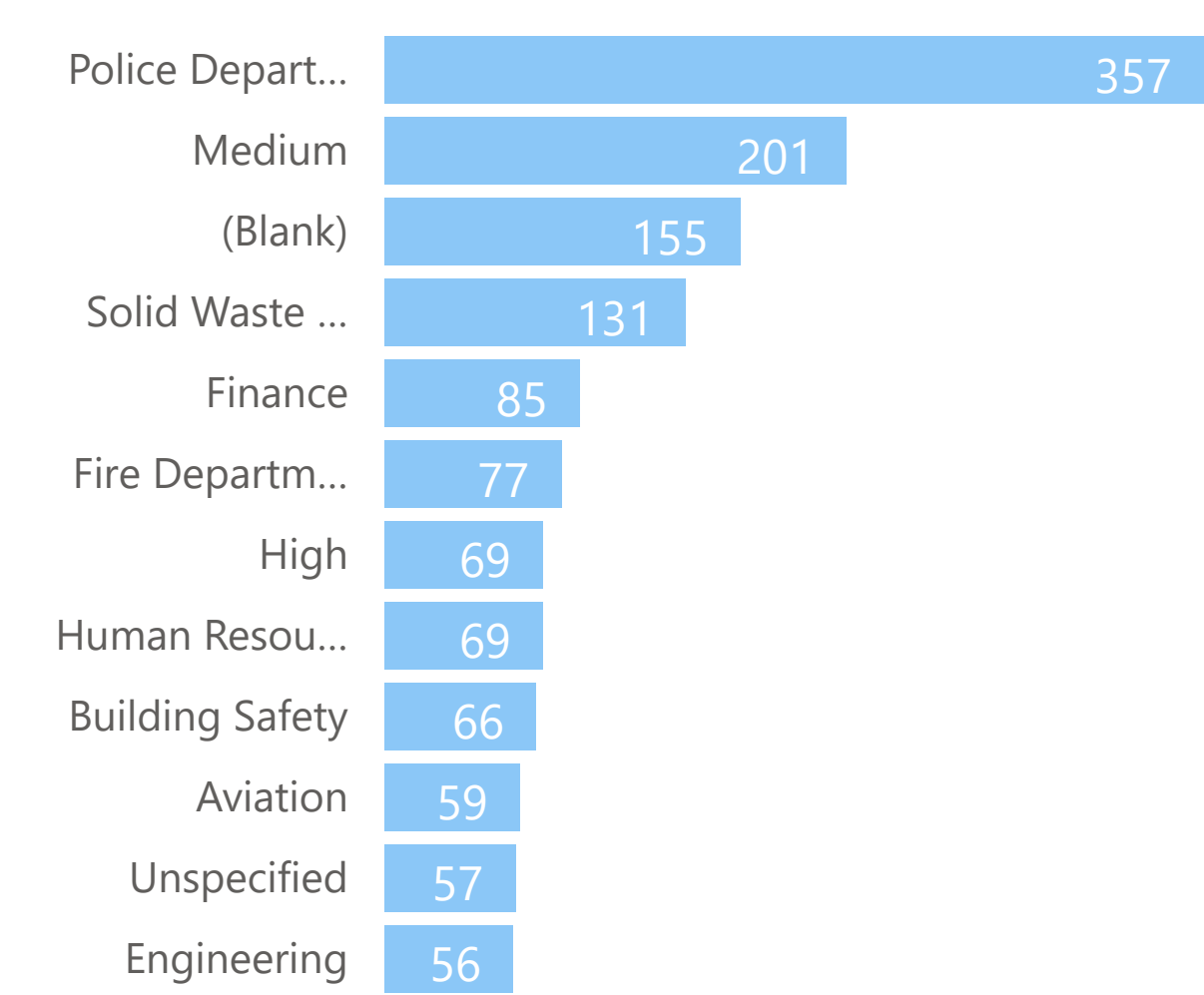
BENEFITS AND WELLNESS

DATE	TOPIC	# OF SESSIONS	PRESENTER	LOCATION	TIME	# OF EMPLOYEES ATTENDED
01/20/2023	IT'S TIME TEXAS MOBILE APP TRAINING	1	LAURA CERDA	ZOOM	10:00 AM	25
01/21/2023	EMPLOYEE WALKING CLUB	1	TOM REYNA	JACKSON/ CHAPIN	8AM	13
01/28/2023	EMPLOYEE WALKING CLUB	1	TOM REYNA	FREDDY GONZALEZ/ 7 TH	8AM	7
01/31/2023	WALK N' TALK NUTRITION	6	KAREN CANTU	SEKULA LIBRARY	6PM	28

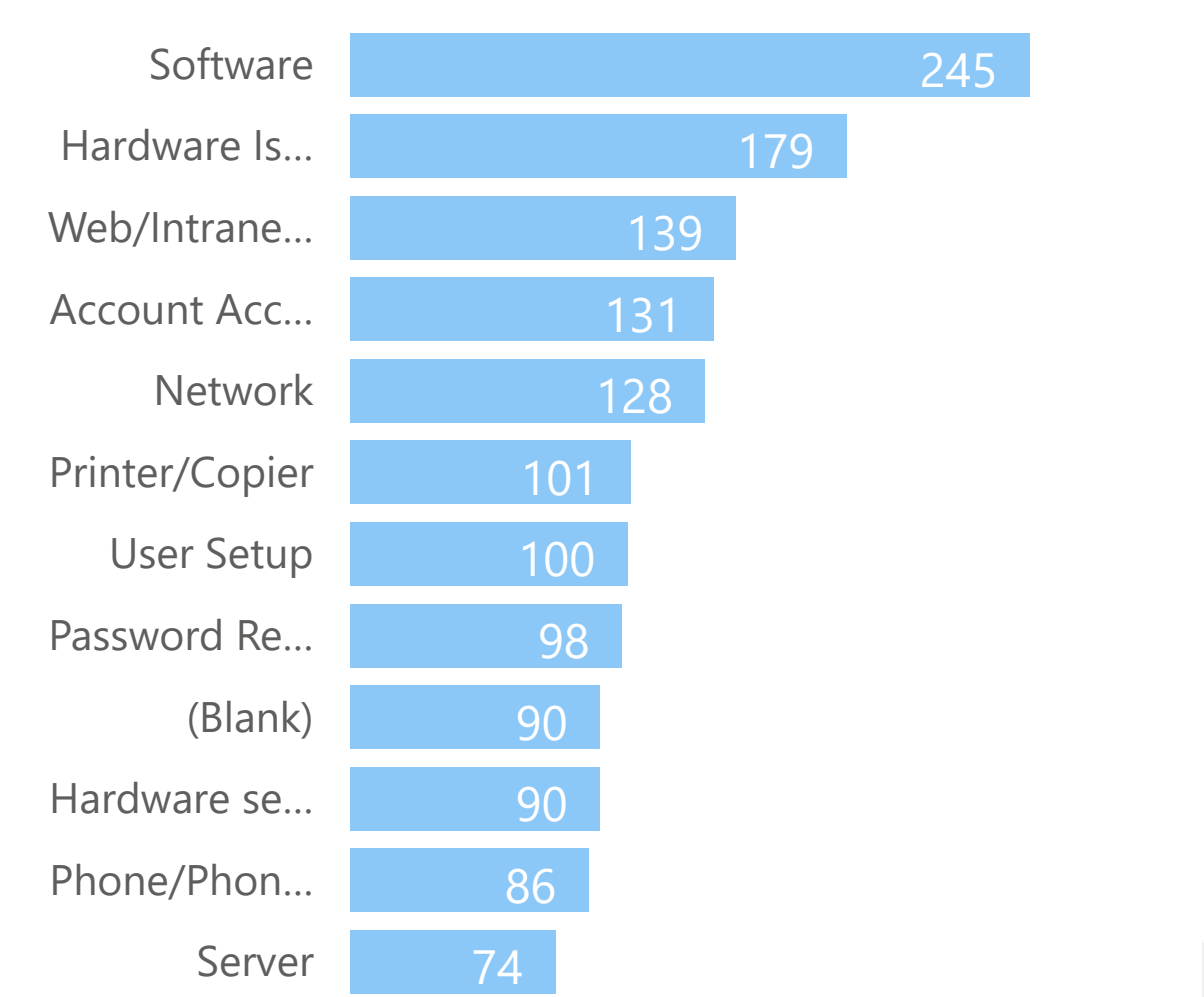
INFORMATION TECHNOLOGY



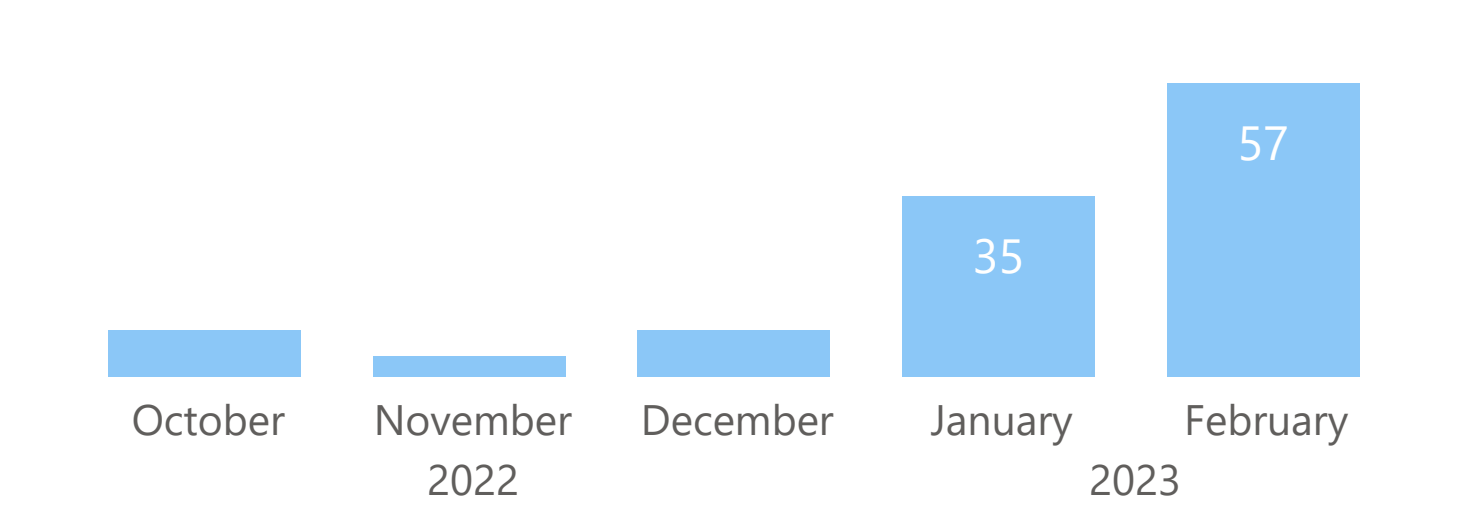
Tickets by Departments



Tickets by Category



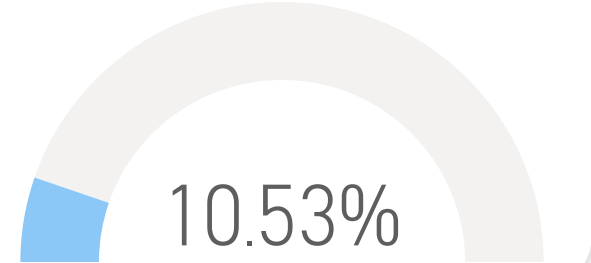
Open Tickets by Create Date



Total Ticket Summary

New Tickets	Open Tickets	No Comments	Over Due Tickets	Total Tickets
11	114	38	12	1711

Past 90 Days Tickets



Ticket Summary

6.3
Avg Days Open

114
Open Tix

11
New Tickets

Open Tickets by Owner

Full Name	# of Open Tickets	Avg Days Open	Tickets w/ No Comments	Overdue Tickets (90)
Luis Pardo	23	55.7	11	10
Orlando Cantu	20	5.4	9	
Becca Elizondo	15	2.4	6	
Rene Villegas	9	11.3	1	1
Silvano Molina	9	10.1	2	1
Mark Alvarez	8	5.9	2	
Iris Martinez	7	3.1		
Matthew Navarro	7	12.1	4	
Sylvia Guzman	6	5.4	1	
	2	0.1	1	
Danny Vera	2	21.4	1	
Lizbet Montiel	2	4.3		
Rolando Fuentes	2	11.8		
Alma Mendez	1	17.3		
Johannes Pangrestu	1	2.7		

Open Tickets by Departments

Department Name	# of Open Tickets
Police Department	46
	14
Solid Waste Management	7
Engineering	6
Medium	6
Boys & Girls Club	5
Media	5
Municipal Court	5
Finance	4
Planning & Zoning	3
Public Works	3
Unspecified	3
Aviation	2
Building Safety	2
EDC	2
Information Technology	2

Category

All

Status

All

Clear Filters

EDINBURG 311 CALL CENTER

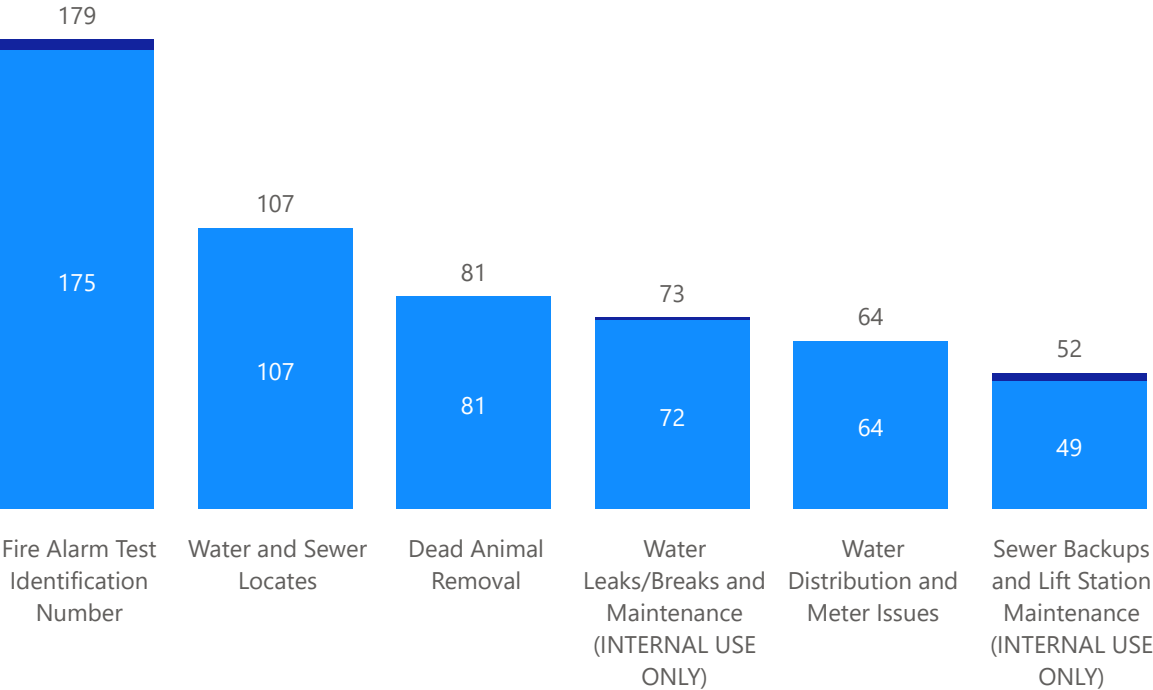
Total calls received: 4,840
Total calls handled: 4,711
Answer rate percentage: 97%
Average hold time: 4 minute

EDINBURG 311 APP

Total request submitted from January 1 - January 31: 802
Total request closed: 715
Total request left open: 100
Total request left acknowledged: 506
Average days to close: 62


Top six Request Categories

Current Month Open Request



Request Category	Current Month	Pre Month	Total Open
Fire Alarm Test Identification Number	175	229	4
Water and Sewer Locates	107	63	0
Dead Animal Removal	81	62	0
Water Leaks/Breaks and Maintenance (INTERNAL USE ONLY)	72	83	1
Water Distribution and Meter Issues	64	68	0
Sewer Backups and Lift Station Maintenance (INTERNAL USE ONLY)	49	56	3
Suggestions & Feedback	30	25	5
Illegal Dumping	28	28	8
Street Light Out	27	39	26
Pothole	26	78	22
Weedy Lot (48" or greater)	24	20	2
Traffic Signs and Signals	23	24	20
Inspections	22	20	0
Parking Violations	17	15	0
Sewer and Manhole Maintenance	13	12	1
Utility Services (Internal Use by Call Center)	7	3	0
Food Compliance Issue	6	3	0
Public Education Request	6	1	2
Missed Residential Service	5	10	0
Fire Hydrant Repair	4	2	0
Graffiti Removal	4	5	0
Abandoned Vehicle	3	1	0
Missed Brush	3	2	0
Streets Curb & Gutter Maintenance	3	3	2
Water Quality	3	4	0
Total	802	856	96

LIBRARY AND CULTURAL ARTS



MEMORANDUM

DATE: February 9, 2023
TO: Myra Ayala, City Manager
FROM: Leticia S. Leija, Director of Library & Cultural Arts
SUBJECT: January Monthly Report

MEETINGS AND EVENTS

January 3 – South Texas International Film Festival (STXIFF) Planning Meeting – L. Leija and M. Castle
January 3 – City Council Meeting – L. Leija and M. Castle
January 3 – Veterans Meeting – L. Leija and M. Castle
January 4 – State of the City Planning Meeting – L. Leija and M. Castle
January 4 – Edinburg Arts Foundation Meeting – L. Leija and M. Castle
January 4 – Filipino committee Meeting – L. Leija and M. Castle
January 5 – Edinburg ACE Building Bi-weekly Construction Update Meeting – L. Leija and M. Castle
January 5 – State of the City & Amphitheater Proposal Planning Meeting – L. Leija and M. Castle
January 5 – Music Committee Meeting – L. Leija and M. Castle
January 6 – Interviews for Art & Events Supervisor Position – L. Leija, M. Castle, and J. Tamez
January 6 – South Texas International Film Festival Submissions Mixer – L. Leija and Arts Team
January 9 – COE Internal Marketing Meeting – L. Leija and M. Castle
January 9 – It's Time Texas Kickoff Event – J. Tamez
January 9 – Friends Brown Bag Luncheon – L. Leija
January 9 – Arts Team Meeting – L. Leija and Arts Team
January 9 – Mapmakers Set up Meeting – L. Leija and M. Castle
January 9 – Juneteenth Planning Committee Meeting – L. Leija and M. Castle
January 10 – Edinburg Arts Foundation Meeting – L. Leija and M. Castle
January 10 – It's Time Texas Kickoff Logistics Meeting – J. Tamez
January 10 – Juneteenth Planning Committee Meeting – L. Leija and M. Castle
January 10 – Directors Meeting – L. Leija
January 10 – State of the City Planning Meeting – L. Leija and M. Castle
January 11 – Library Advisory Board Meeting – L. Leija, N. Barajas, and J. Tamez
January 11 – State of the City Planning Meeting – L. Leija and M. Castle
January 11 – Filipino Committee Meeting – L. Leija and M. Castle
January 12 – Cultural Activities Board Meeting – L. Leija and M. Castle
January 12 – It's Time Texas Kickoff Event – J. Tamez and E. Guevara
January 13 – ONOP Core Group Mapmakers Meeting – L. Leija, M. Castle, and J. Tamez
January 16 – COE Internal Marketing Meeting – L. Leija and M. Castle
January 16 – Meeting with ECISD Nursing Department – L. Leija and M. Castle
January 16 – South Texas International Film Festival Planning Meeting (STXIFF) – L. Leija and M. Castle
January 17 – City Council Meeting – L. Leija and M. Castle
January 18 – Leadership Edinburg Presentation – L. Leija
January 18 – India Cultural Committee Meeting – L. Leija and M. Castle
January 19 – Edinburg ACE Building Bi-Weekly Construction Update Meeting – L. Leija and M. Castle
January 19 – Art & Wellness Planning Meeting – L. Leija, M. Castle, and E. Guevara
January 19 – Music Committee Meeting – L. Leija and M. Castle
January 23 – COE Internal Marketing Meeting – L. Leija
January 23 – Filipino Cultural Committee Meeting – L. Leija
January 24 – Juneteenth Committee Meeting – L. Leija

January 24 – Arts & Health Cohort Meeting – L. Leija and E. Guevara
 January 25 – Music Committee Meeting – L. Leija
 January 26 – ONOP Mapmakers Meeting – L. Leija and J. Tamez
 January 26 – Edinburg 2040: Government Transparency Meeting – L. Leija
 January 30 – COE Internal Marketing Meeting – L. Leija
 January 30 – South Texas International Film Festival Planning Meeting – L. Leija
 January 31 – Directors Agenda Review Meeting – L. Leija
 January 31 – ONOP research Methods Meeting – L. Leija and J. Tamez

Increased Program Attendance

January brought increased attendance to library programs. The library was at total capacity, with every seat taken at each program hosted or co-sponsored, bringing us to the realization that the community is ready to attend our programs and that our increased promotion of the events is working. For example, the monthly children's **Teatime** program has doubled in attendance compared to when the program was initiated in September with January's program having 50 in attendance.

The Library & Cultural Arts Department is working on finalizing the detailed plans for the One Nation One Project/NLC "Improving Community Resilience Through the Arts" Art & Wellness Initiative and preparing for the site visit in February.

CHILDREN'S DEPARTMENT

REFERENCE REQUESTS:

English Reference:	297
Spanish Reference:	19

SERVICES:

Online Catalog (Bk. Bundles):	530
Computer Assistance:	16
Computer Users:	89

Total Programs & Attendance

Total Programs:	14
Total Attendance:	515



Tea Time Event – Chinese New Year

The Children's Department provided regular patron assistance services. They also hosted weekly programs, including Toddler Time, Basic Computer Classes, PJ Storytime, and Preschool Storytime.

The monthly Teatime & Stories for children has been a big success, families enjoy story time, special presentations, and hands-on activities while they have a delicious cup of tea and cookies. In January, the activities focused on the Chinese New Year Celebration.

CIRCULATION DEPARTMENT

SERVICES:

Registered Patrons:	161,255
Cards Issued (eCards included):	159
E-Cards Issued:	22
Monthly Patron Count:	10,922
Total Circulation:	9,968

In January, 10,922 people visited the library, 159 new patron accounts were created, and 9,968 items were checked out. Circulation staff also renewed 2,693 books for patrons requesting an extension on their reading materials. In addition, the team collected a total of \$722.53 in fines.

MEDIA & GRAPHICS

The Media & Graphics Department provides great designs to engage with the community via the various social media platforms. They promote all library programs as well as Cultural Art events.

Graphics:	97
Signage	7
Miscellaneous:	14
Films/Photos/Voiceover:	9

REFERENCE DEPARTMENT

SERVICES:

Online Catalog:	254
Computer Assistance:	731
Total Computer Usage:	3,619
Proctors:	3
Wireless Access Sessions:	1,808

REFERENCE REQUESTS:

English:	662
Spanish:	133

ADULTS:

Programs:	39
Program Attendance:	501

TEEN/TWEEN:

Programs:	4
Program Attendance:	45



Teen January Art Class

In January, the Reference staff located 254 books for patrons, placed materials on hold, and assisted 731 patrons with computer issues. Additionally, the patron computers and wireless internet were accessed 3,619 times.

In preparation for the new semester, Region One held their GED and ESL registration for the Spring Semester, 111 community members attended. Also, 52 students attended the GED classes throughout the month, and 182 attended the ESL classes. 501 adult patrons attended the library's various programs hosted throughout the month, and 45 teens attended the ongoing weekly art classes.

Regarding the RFID project, this month, a total of 20,739 items were tagged and encoded. Overall, the staff has tagged and encoded 81,659 items.

TECHNICAL SERVICE DEPARTMENT

MATERIAL PROCESSED/WITHDRAWN:

Books in Print:	102,283
Audio:	1,242
Visual:	9,977
Software:	2
cloudLibrary E-Books:	9,868
cloudLibrary E-Audio Books:	3,568
TOTAL:	126,940

Technical Service staff cataloged 216 books and 32 audiobooks and withdrew 2,479 books due to being dated materials no longer relevant to the needs of our community. The staff also typed 429 spine labels and 394 pocket labels. They also placed 138 book jackets to help protect the books from damaging scuffs, spills, and grime. The staff also added 239 security tags inside the newly cataloged items to protect them from getting stolen.

Cultural Arts Monthly Report

Filmmaker's Reception	43
January Artology Art Classes	40
MLK Day of Service	67

Total Attendance in January ***150***


Social Media Reach	12,918
Newsletter Subscribers	9,901
Opened Newsletters	6,794

On January 6th, the Cultural Arts Department hosted a Filmmakers' mixer, filmmakers from all over the Rio Grande Valley including actors, set and costume designers, and prospective volunteers were present. It was a very successful event that served as a networking opportunity as well as an opportunity to remind those present about the South Texas International Film festival submission dates.

Art Classes resumed after a short winter break and the MLK Day of Service brought the community together to clean the Restlawn Cemetery. Mayor and Council were present inspiring those present to roll up their sleeves and help clean not only on that day but to also reflect on ways to serve and give back to their community in any way possible throughout the year.

cc: Mayor & Council
ACM Jesus Saenz
Library Advisory Board

MUNICIPAL COURT



The Municipal Court is the first level of the judicial branch of government. The Municipal Court Judge is a public official, responsible for presiding over trial and other court proceedings, performs magistrate functions, and the general administration of the court.

Performance Indicators	January 2023
Total Cases Filed with the Court	1,816
Number of Window Transactions	535
Number of Online Transactions	152
Juvenile Cases Filed	17
Juvenile Cases Revenue	\$0
Project You Program Participants	0
Record Requests	70
Fines, Court Costs and Other Amounts Collected kept by City	\$84,922
Remitted to State	\$44,547
Total Revenue Generated	\$129,469

The Municipal Court Warrant Division aids defendants with outstanding fines that have resulted in warrants for their class C violations. Court Marshals assist defendants with offering payment arrangements, and/or other options, such as: community service, indigent assistance to dispose their citation.

Performance Indicators	January 2023
Class C Misdemeanors & Capias Pro Fine Warrants	585
Collection Agency Referrals	266
In House Collections/Warrant Department Revenue	\$39,581

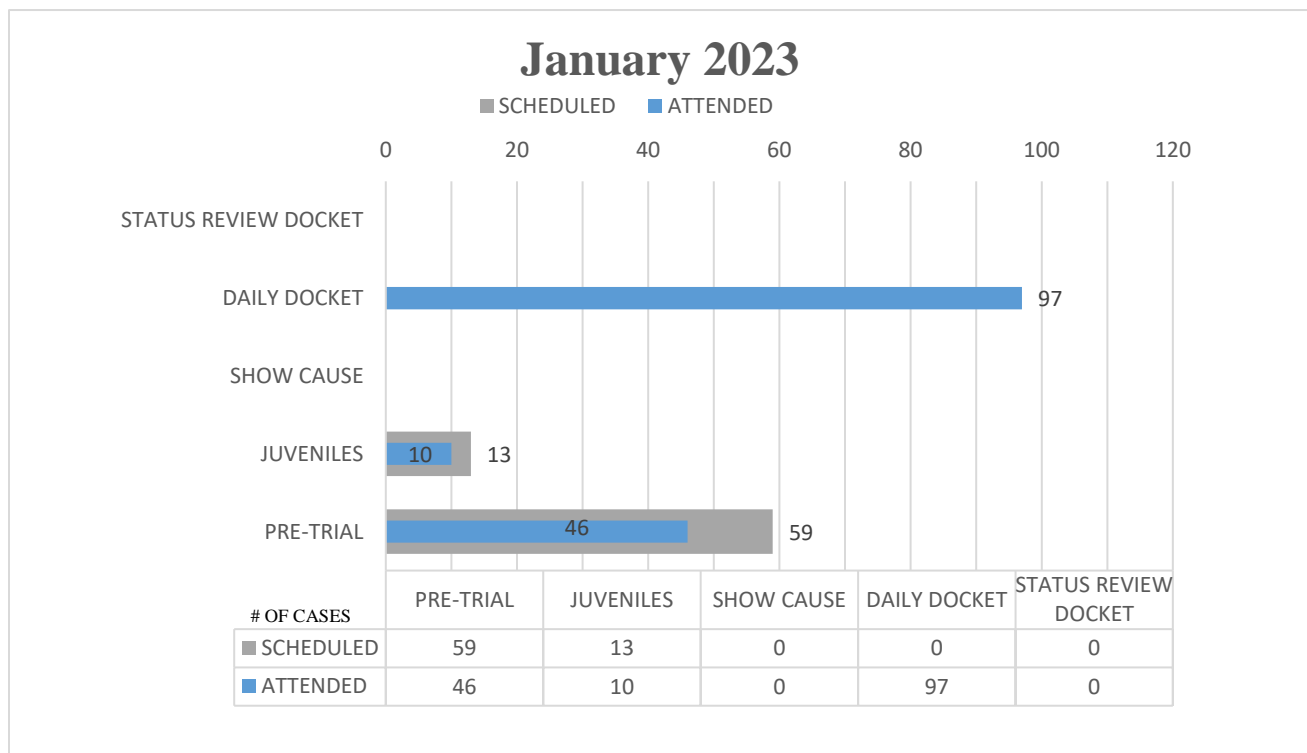
Municipal judges are authorized to warn adult offenders of their respective rights as required by law. The Municipal Court judge magistrates individuals detained on a daily basis while court clerks report these cases in a timely manner as required by Senate Bill 6 into the Public Safety Report System (PSRS).

Performance Indicators	January 2023
Magistrate Warnings Given	240
Public Safety Reporting Cases	240
Class A/B Misdemeanors & Felony Warrants	66
Interlock Ignition Orders Issued	18
Emergency Protective Orders Issued	27

Municipal court clerks are responsible for creating and maintaining court records, processing cases, preparing for and coordinating trials, and assisting court users. As cases progress through the judicial system, clerks are required to perform many technical and detailed procedures.


Court Hearings are prepared to determine temporary, agreed, or some procedural matters regarding the citations/complaints. Court clerks work diligently to provide equal and impartial justice under the law as well as; process each case efficiently and without delay.

January 2023 Hearings Scheduled		
Pre-Trial Hearings	Juvenile Hearings	Show Cause Hearings
2	1	0



*DAILY DOCKET: Walk ins/Zoom to speak with the Judge

PARKS AND RECREATION





MEMORANDUM

DATE: February 2022

TO: Javier Garza, Director Parks and Recreation

FROM: Rolando "Ronnie" Rodriguez, Recreation Manager

SUBJECT: Monthly Report for January 2023

Recreation Athletic Division Monthly Report for January 2023

The Recreation Athletic Division is supervised by Ronnie Rodriguez, Recreation Manager, and Domingo Rodriguez, Recreation Supervisor, Esmeralda Cerda, Program Coordinator II, Paulo Ibarra, Program Coordinator II, The Recreation Athletic Division staff implemented the following athletic programs and special events.

Adult Softball

Winter Adult Softball is currently playing their season. Divisions that are currently playing are Men's Open Division with 10 teams, and Co- Ed Division with 10 teams.



Adult Basketball

Spring Adult Basketball registering for its upcoming season. Registration will be from February 1st through March 1st. Games are to begin on March 21th. Divisions we are offering are Men's 6' and Under, Men's Open and 35 and older divisions.



Youth Boys Basketball

The Youth Boys Basketball League is currently playing their games. The Divisions are as follows, Pre Kinder, kinder – 1st grade, 2nd – 3rd grade, 4th – 5th grade, and 6th grade divisions. We had 79 total teams. This year all teams participating in our kinder thru 6th grade division will participate in the end of the season tournament. We have tentatively worked on the single elimination tournament for those divisions. The tournament will consist of two different divisions Gold and Silver. The 4-year-old division will be receiving participation medals.



Little League Baseball and Softball

Registration for our Little League Baseball - Softball is ongoing. Registration began January 3, 2023 and ends on February 17, 2023. The age divisions being offered are as follows 4yr. olds, 5-6 yr. olds, 7-8 yr. olds, 9-10 yr. olds, 11-12 yr. olds, and 13-14 yr. olds for baseball and softball. Opening Day for our baseball and softball league will be April 3, 2023. Opening Ceremonies are tentatively scheduled for March 30, 2023; ceremonies will begin in front of Activity Center on Mark S. Pena Dr. and end at Richard R. Flores Stadium at 6pm.

Winter Tee Ball Baseball

Our winter tee ball league has come to an end thank you to the six teams who participated in our league. All the teams involved played 13 to 14 games in the season. There was an end of the season tourney to crown a champion and pictured below is our champion. Congrats to all the teams on a great season. See you all next year.



STAFF MEETINGS –


The staff and I attend department and supervisor meetings. These meetings are held weekly. We also have weekly meetings with the director of the parks and recreation. Program Monitors are also meeting weekly to bi-weekly. These meetings consist of our team always being updated on the ongoing situations or concerns that should be addressed accordingly.

CITY OF EDINBURG RECREATION CENTER,
FAMILY LEISURE RECREATION PROGRAMS AND SPECIAL EVENTS

The Edinburg Recreation Family Leisure Programs, is managed by Anthony Davila Recreation Manager. The recreation center support staff consists of Program Coordinator II, Fernando De La Garza and Program Coordinator I Yolissah Rodriguez, Norberto Guerra and John Trevino.

We are now introducing our new Recreation Supervisor Jesse Rodriguez.

All full time staff coordinate and implement as many various special events and programs for the children and adults of our community. Currently the Recreation Center is open for operation Monday-Friday 8:00 a.m. –8:00 p.m.



Other sites being utilized to conduct these programs beside the Edinburg Parks & Recreation Center are as follows: Edinburg Jaycee Center.

STAFF DEVELOPMENT & TRAINING

In order to provide better service to the citizens of Edinburg and our members, the staff at Edinburg Parks & Rec conducted several in-house training throughout the month of January. The following topics were discussed at various staff meetings.

- Monthly Training (Full-Timers)
 - Once a month the Full Time staff members have a monthly training, the month of January was preparations for 41st Annual All America City David Chavana 10k Run/Walk, 22nd Annual Fun Run and 8th Annual Miracle Mile.
- Weekly Meeting (With Managers)
 - Every week Full-Timers meet to discuss the weekly agendas and assignments. Discussed were improvements in classes, communication, upcoming events and innovative ideas.

FAMILY LIESURE RECREATION AND MEMBERSHIP PROGRAM

In the month of January, we had a strong amount of participants that signed up; our programs have been steady and maxing out in some classes.

We continued our afterschool membership, memberships are Monday through Thursday 3:00 p.m. to 8 p.m. and Fridays 3:00 p.m. to 6:00 p.m. Membership includes school breaks (Thanksgiving, Winter, Spring and other days that ECISD will be off) hours for these camps are 7:30 a.m. to 5:30 p.m. and includes nutritional meals breakfast and lunch. Adult memberships are booming once again, as of February 10th we had a total of 247 members and over 2000 daily visits.

SPOTLIGHT EMPLOYEE

For the Edinburg Parks and Recreation spotlight employee of the month we have selected **Jazmin Loreda**. This individual has made an outstanding contribution. Their performance and quality of hard work has been extraordinary. They have shown superb instructing and great communication skills with coworkers. We thank you for your fascinating work ethics and dedication.



Cool Kid of the Month (RECREATION MEMBERSHIP PROGRAM)

Cool Kid of the Month **January** is awarded to the student that is in participation with the City of Edinburg Parks & Recreation Department Recreation Membership after School Program. The awarded individual has not only shown excellent involvement in their program/activities but has shown unmeasurable intangibles, humbleness, dedication, punctuality and leadership. The participant has also shown respectful manners and great behavior, as representation of their program, instructors, the department and The City of Edinburg. For the month of **January** 2023, we proudly present the award to **Lily Villarreal**.



Cool Kid of the Month (Recreation Program)

Cool Kid of the Month is awarded to student that is in participation in the Family Leisure Recreation Programs. The awarded individual has not only shown excellent involvement in their program but has shown unmeasurable intangibles, humbleness, dedication, punctuality and leadership. The participant has also shown respectful manners and great behavior, as representation of their program, instructors, the department and The City of Edinburg. For the month of **January** 2023 we proudly present the award to **Aaron Gonzalez**.



Free Classes

City of Edinburg Parks and Recreation hosted free fit events for the community to stay fit and provide a healthy living style for them. They classes were hosted Tuesday and Thursday from 7:15 p.m. to 8 p.m. in the Parks and Recreation Boxing Class Area. Some classes that were conducted were: Women's Dance Cardio, Beginner Yoga, Mommy and Me, Mommy to be and Senior Chair Exercise.

Free Fitness Classes

 WOMEN'S DANCE CARDIO <small>(Ages 16 years and up)</small> January 17 & 19 <small>7:20 pm - 8:00 pm</small>	 MOMMY AND ME AEROBICS <small>(Ages 1 to 4 years old, parents must be present)</small> January 24 <small>7:20 pm - 7:50 pm</small>
 MOMMY TO BE AEROBICS January 26 <small>7:20 pm - 8:00 pm</small>	 BEGINNER YOGA <small>(Ages 16 and over)</small> January 31 <small>7:20 pm - 8:00 pm</small>
 SENIOR CHAIR EXERCISE February 2 <small>7:20 pm - 8:00 pm</small>	 WOMEN'S DANCE CARDIO <small>(Ages 16 and up)</small> February 7 & 9 <small>7:20 pm - 8:00 pm</small>
<p>15 people per event.</p> <p>Edinburg Parks and Recreation Center Boxing Gym 315 Mark S. Peña Dr. Edinburg, Texas 78539</p>	
 COUPLE'S EXERCISE <small>(Bring your significant other!)</small> February 14 <small>7:20 pm - 8:00 pm</small>	

@cityofedinburg

For more information contact 956-381-5631
or email degarza@cityofedinburg.com

1) Future Events:

- a. March 5th, 2023- 3rd Annual Hometown of Heroes Half Marathon
- b. April 1st, 2023 – 2nd Annual Dirty Duathlon
- c. April 6th, 2023 – City of Edinburg Easter Egg Hunt
- d. May 27th, 2023- City of Edinburg Community Garage Sale

DATE: February 10, 2023
TO: Mr. Javier Garza, Director of Parks & Recreation
FROM: Nicholus A. Villarreal, Aquatics Manager
SUBJECT: New Year's / Januarys Report

Daily Operations

- Daily operations of managing Four City Splash Pads, Municipal Waterpark & Fountain Pool & Promenade Water Gardens
- Daily park visits (5 days a week, twice a day), Water Testing, Chemical Computer Operations Check, Chemical Inventory & Safe Storage, Filtration Systems, Filter Pressures, Chemical Injections Systems, Splash Pad Spray Feature Pumps.

Aquatics – Program Summary

- Programs are as follows
 - Early Morning Lap Swim 5:00AM – 8:00AM
 - Evening Lap Swim 6:30PM – 8:30PM
- Daily ECISD Swim Practice

Ongoing construction to bring in this New Year's

- A brand new 3,800 square foot Pool House for Edinburg Municipal Waterpark is currently in construction. This facility will feature two (2) fully inclusive family rooms, lockers, showers, concession, and a fully equipped Lifeguard First Aid Room to provide top of the line care.
 - Replacing the original 2,400 Square Foot Pool House form the year 1954
- A brand new 30,000 Square Foot Water Play area known as Pirates Cove is currently in construction.
 - Pirates Cove will be the first All-Inclusive Waterpark in the RGV. Wheel chair accessible water plays capes, a zero-depth splash pad & a 7,400 square foot beach entry pool spray area!
- A brand new 3,000 Square Foot Splash Pad is currently in construction at the soon to be new De Zavala Park.
 - This new Splash Pad will be themed Beach & Under the Sea!

MEMORANDUM

TO: Javier Garza, Parks & Recreation Director

FROM: Luis A. Rodriguez, Parks Operations Manager

DATE: January 30, 2023

SUBJECT: Monthly Report for January 2023

The City of Edinburg Parks Division worked diligently carrying out tasks this month. Below is a summary of the activities for each respective division.

PARKS DIVISION – The Parks Division is managed by Jesus Lopez, Jr., Assistant Park Manager, with the assistance of Osvaldo Garza, Parks Supervisor. The following tasks were accomplished by park crewmembers at all City parks and buildings.

MONTHLY MAINTENANCE LOCATIONS:

Parks: Jaycee, Fountain, West, Apollo, Frontier, Cenizo, Citrus, Dr. Gilberto Diaz, Bicentennial, South, Memorial, Freddy Gonzalez, Norma Linda Trevino, Escandon, Municipal, Will Looney, Janet Vacker, Jacob De La Garza North, Doolittle Nature Bike Trail, Jackson Walk/Jog Trail, Chapin Pond Walk/Jog Trail and Vanguard All-Inclusive Park.

Work/Jog Trails: N. Jackson Rd. between N. Schunior St. and Wisconsin Rd.
Wisconsin Rd. between N. Jackson Rd. and Sugar Rd.
W. Freddy Gonzalez Dr. between Sugar Rd. and S. Closner Blvd.

Buildings: Activity Center, Public Library, Auditorium, City Hall and City Hall Courtyard, City Amphitheatre, Central Fire Station, Fire Sub-Station 2 and 3, Police Department, El Tule, Fountain Pool, Municipal Pool, Fountain Center, Police Firing Range, Fire Department Drill Field, Memorial & Municipal pavilions before and after being rented out, Wellness Center and Park Shop.

Day to Day Operations -

1. Mowed, trimmed, cleaned public restrooms, removed graffiti, beautified and picked up litter bi-weekly at all parks and buildings listed above.
2. Worked on all athletic fields that were rented out for practices or tournaments.
3. Continued working on all athletic ballfields for current Adult Softball season.

SPECIAL PROJECTS:

Completed Projects

1. Installed 5' x 10' concrete pads to disc golf courses located at Memorial and Cenizo Park.
2. Installed disc golf course baskets at Cenizo Park.

Ongoing Projects

1. Continued palm tree trimming throughout Park System.
2. Install disc golf course tee signs at Memorial and Cenizo Park.

Pending Projects

1. Construction of DeZavala City/School Park.
2. Construction of restrooms at South Park Skate Park.
3. Install irrigations system to the east and west side of North Pavilion at Municipal Park.
4. Install new scoreboards to athletic fields at Memorial and Bicentennial Park.
5. Install new playscape at Dr. Diaz Park.

Assisted in the following Special Events:

1. Fire Stoppers 5K.

MEETINGS: - I or staff have attended all meetings required this month that include but are not limited to City of Edinburg Staff meetings, Parks and Recreation Board Meetings, Parks and Recreation Staff meetings, City Council Meetings, Administrative Meetings, and other City related meetings.

To: Javier Garza, Director of Parks & Recreation Department

From: Brandon Alaniz, World Birding Center Manager

CC: Department Files

Date: 2/10/2023

Re: Edinburg Parks & Recreation Department Monthly Report
World Birding Center Division



CITY OF EDINBURG WORLD BIRDING CENTER.

The Edinburg Scenic Wetlands & World Birding Center is one of 9 distinct locations given the title “World Birding Center”. Programs and Operations are managed by Brandon Alaniz, World Birding Center Manager. On Staff at WBC are Team Leads: Daniela Martinez, World Birding Center Coordinator, Veronica Guzman, Environmental Education Coordinator, David Flores, World Birding Center Coordinator. Gabriel Montalvo Garden/Nursery Coordinator, and Bianney Vasquez, Program Coordinator II.

All Leads coordinate to fulfill their duties and implement as many various special events and programs for the children and adults of our community while promoting education literacy and nature conservation. Currently the WBC is open for operation Monday-Friday 8:00 a.m. – 5:00 p.m. Saturday 8:00 a.m. - 6:00 p.m. and Sunday 1:00 p.m. – 6 p.m.

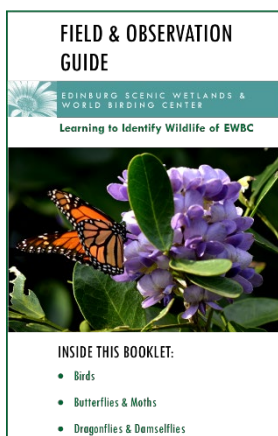
STAFF DEVELOPMENT & TRAINING

The following topics were discussed at various staff meetings.

- Meeting with all team leads to discuss recap of January and outlook for February. Discuss upcoming events and prepare programming for the month of February.
- End of month recap with outlook and setting of goals for February.
 - High School Wetlands Training
 - Birding Season Continued
 - Goals for the month of February
 - Apply Mission Statement Daily
 - Innovate to find new & creative ways to service the community.
 - Increase Social Media Presence
 - Promote a friendly and welcoming establishment

WBC PROGRAMS & ACTIVITIES HIGHLIGHTS

South Texas Christian Academy - Self-led Tour



On January 12, 6th - 8th grade students from South Texas Christian Academy visited for a **Self-led Tour** of the EWBC grounds. The group was given a scavenger hunt sheet and a field and observation guide highlighting some of wildlife found at EWBC. The students used these guides to find the items listed on the scavenger hunt. Approximately 61 students visited the grounds.

John H. Shary Elementary - Wetland Explorations



On January 20, 5th grade students from John H. Shary Elementary visited for a three-hour **Wetland Explorations Program**. The students participated in four activities to understand the role wetlands play in the environment. The program was attended by 105 students, teachers, and chaperones.

Puzzle Mania



On January 28, EWBC held **Puzzle Mania** to celebrate National Puzzle Day. A variety of nature-themed puzzle activities were set out for families to enjoy indoors. Also provided was a *Who Done It? Detective Journal*. This activity tasked families to search for wildlife clues on the EWBC grounds to solve the ultimate puzzle - what animal left these clues, or signs, behind? The activities were available for six hours throughout the day and had 91 participants.

SPOTLIGHT EMPLOYEE

For the World Birding Center spotlight employee of the month we have selected **Ivan Salinas**. This individual has taken initiative and proven to go above and beyond. They show diligence and dedication in their work and even gone above their regular duties to make sure the division is in the best position to succeed.



SOCIAL MEDIA / OUTREACH

Instagram:

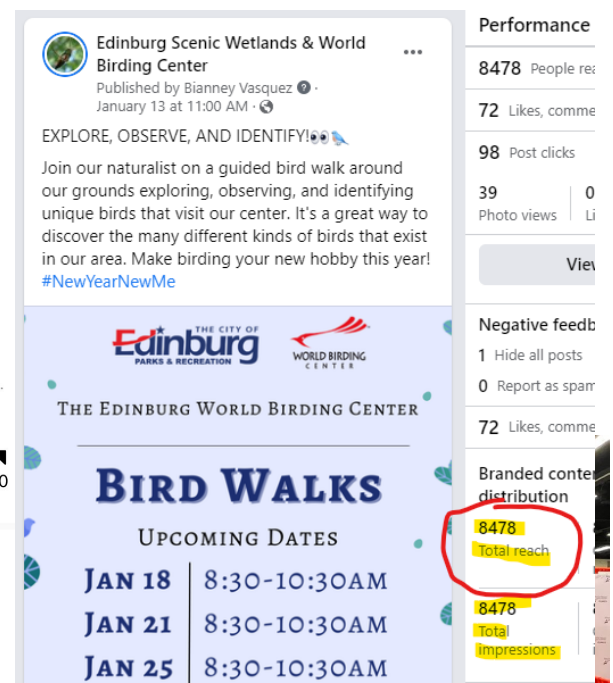
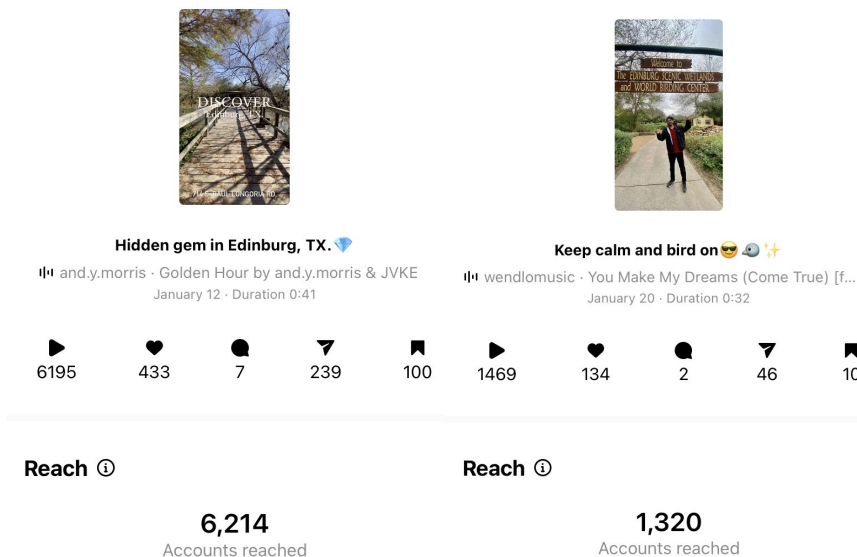
Followers as of 1/1/23: 1,195

Followers as of 1/31/23: 1,300

Facebook:

Followers as of 1/1/23: 12,360

Followers as of 1/31/23: 12,454



- January 17-18, 2023 Winter Texan Expo

Our center attended one of the biggest Winter Texan Expos in our region in conjunction with the Edinburg Chamber of Commerce. At this event we connected with the winter texan community while informing them about all the great things our center offers. We handed out promotional items, event flyers, informational brochures, and gave attendees the opportunity to join a raffle to win new binoculars and speakers. Through this raffle we obtained geographical data from the phone numbers provided to determine what regions most of our Winter Texans visit us from. **Attendees: 1,000+**

PROJECTS / UPCOMMING EVENTS:

- Wetland programs
- Valentine's Day Bird Walk
- Edinburg Chamber Winter Texan Casino Day Fri 2/17
- Outdoor Expo March 25th
- Seed Library/Nursery Expansion
- Eagle Scout Project

EWBC VISITATION REPORT

Below are the totals for the month of **January 2022**.

MONTH TOTALS

Center Visitors	2,201		TOTAL
		589	<i>Adults</i>
		457	<i>Children & Students</i>
		345	<i>Seniors, 55+ & Veterans</i>
		347	<i>Members & Nature Site Staff</i>
		32	<i>Photography groups</i>
		431	<i>Free entry (walk-ins)</i>
Outreach	1,000 +		

GIFT SHOP SALES

Merchandise	\$ 1973.56
Sales Tax	\$ 163.06
Admissions	\$ 3,348.00
Programs	\$ 0.00
Memberships	\$ 813.00
Rentals	-
Contributions/Other	\$ 38.92
Refunds/Adjustments	\$ -
TOTAL	\$ 6,336.54



LOS LAGOS GOLF COURSE

Month: January

2023: \$144,481

Putter's Grill: \$17,445

2022: \$113,503

Putter's Grill: \$9,507

27.29 % INCREASE

YTD: October 2022 – January 2023

\$ 492,362

Putter's Grill: \$31,622

Previous FY YTD: October 2021–January 2022

\$458,217

Putter's Grill: \$47,433

7.45 % ABOVE PREVIOUS FY YTD

TOTAL BUDGET FY '22-'23

\$---

FY YTD IS AT --- % OF TOTAL BUDGET

Rounds Overview

Jan 2023: 3,948

FY '22-'23: 11,498

Jan 2022: 3,014

FY '21-'22: 35,388

Sales and Cash Overview: 01/01/23 to 01/31/23

Sales Transactions

Sales Rollup	Sales Rollup 2	Quantity	Total Sales \$	Sale Tax \$	Fee Amount	Total Sales + Total Tax & ..
Cart Rentals	9-Hole	506	\$3,254.41	\$266.59	-	\$3,521.00
	18-Hole	1,666	\$11,273.76	\$928.24	-	\$12,202.00
	Total	2,172	\$14,528.17	\$1,194.83	-	\$15,723.00
Driving Range Fees	Range Balls	1,143	\$6,051.80	\$495.20	-	\$6,547.00
	Total	1,143	\$6,051.80	\$495.20	-	\$6,547.00
Event Services	Tournament	53	\$2,268.00	-	-	\$2,268.00
	Total	53	\$2,268.00	-	-	\$2,268.00
Food & Beverage	Alcoholic Beverages	2,301	\$6,430.74	\$537.40	-	\$6,968.14
	Concession Sales	1,915	\$3,613.97	\$295.02	-	\$3,908.99
	Kitchen Sales	1,872	\$5,661.29	\$424.11	-	\$6,085.40
	Water Bottles	482	\$482.90	-	-	\$482.90
	Total	6,570	\$16,188.90	\$1,256.53	-	\$17,445.43
Golf Rentals	Golf Club Rental	13	\$130.00	\$10.79	-	\$140.79
	Total	13	\$130.00	\$10.79	-	\$140.79
Greens Fees	9-Hole	685	\$12,560.00	-	-	\$12,560.00
	18-Hole	3,263	\$72,445.00	-	-	\$72,445.00
	Total	3,948	\$85,005.00	-	-	\$85,005.00
Membership Fees	Memberships	36	\$11,286.85	\$198.15	-	\$11,485.00
	Total	36	\$11,286.85	\$198.15	-	\$11,485.00
Retail - Hard Goods	Balls	244	\$2,021.11	\$164.99	-	\$2,186.10
	Total	244	\$2,021.11	\$164.99	-	\$2,186.10
Retail - Soft Goods	Accessories	78	\$284.56	\$19.18	-	\$303.74
	Gloves	44	\$582.74	\$34.77	-	\$617.51
	Hats	19	\$436.69	\$36.01	-	\$472.70
	Men's Apparel	29	\$1,445.16	\$119.20	-	\$1,564.36
	Men's Footwear	6	\$427.69	\$35.27	-	\$462.96
	Women's Apparel	8	\$239.92	\$19.76	-	\$259.68
Grand Total	Total	184	\$3,416.76	\$264.19	-	\$3,680.95
		14,363	\$140,896.59	\$3,584.68	-	\$144,481.27



EBONY HILLS GOLF COURSE

Month: January

2023: \$36,452

2022: \$22,210

64.12 % INCREASE

YTD: October 2022 – January 2023

\$114,916

Previous FY YTD: October 2021–January 2022

\$99,707

15.25 % ABOVE PREVIOUS FY YTD

TOTAL BUDGET FY '22-'23

\$---

FY YTD IS AT --- % OF TOTAL BUDGET

Rounds Overview

Jan 2022: 2,093

FY '22-'23: 5,275

Jan 2021: 1,226


FY '21-'22: 11,523

Sales and Cash Overview: 01/01/23 to 01/31/23

Sales Transactions

Sales Rollup	Sales Rollup 2	Quantity	Total Sales \$	Sale Tax \$	Fee Amount	Total Sales + Total Tax & ..
Cart Rentals	-	24	\$110.88	\$9.12	-	\$120.00
	9-Hole	255	\$857.24	\$70.76	-	\$928.00
	18-Hole	1,155	\$8,530.67	\$703.33	-	\$9,234.00
	Total	1,434	\$9,498.79	\$783.21	-	\$10,282.00
Food & Beverage	Alcoholic Beverages	1,927	\$4,429.29	\$364.21	-	\$4,793.50
	Concession	1,166	\$1,266.17	\$90.33	-	\$1,356.50
	Total	3,093	\$5,695.46	\$454.54	-	\$6,150.00
Golf Rentals	-	9	\$83.16	\$6.84	-	\$90.00
	Total	9	\$83.16	\$6.84	-	\$90.00
Greens Fees	-	1,393	\$16,670.70	-	-	\$16,670.70
	9-Hole	615	\$144.00	-	-	\$144.00
	18-Hole	85	\$0.00	-	-	\$0.00
	Total	2,093	\$16,814.70	-	-	\$16,814.70
Membership Fees	-	14	\$2,665.00	-	-	\$2,665.00
	Total	14	\$2,665.00	-	-	\$2,665.00
Retail - Soft Goods	-	65	\$402.84	\$33.16	-	\$436.00
	Accessories	14	\$12.88	\$1.12	-	\$14.00
	Total	79	\$415.72	\$34.28	-	\$450.00
Grand Total		6,722	\$35,172.83	\$1,278.87	-	\$36,451.70

PLANNING AND ZONING



PLANNING & ZONING Monthly Board Report



JANUARY 2023

PLANNING & ZONING COMMISSION

	Approved	Disapproved	Tabled	Withdrawn	JAN 2023	FYTD
Subdivisions						
<i>Preliminary</i>	5				5	10
<i>Replat</i>					0	0
<i>Final</i>	7				7	16
Subdivision Variances		2			2	6
Abandonments					0	0
Rezoning / Plan Amendments	3				3	14
Initial Zonings					0	0
Special Use Permits					0	0

ZONING BOARD OF ADJUSTMENT

	Approved	Disapproved	Tabled	Withdrawn	JAN 2023	FYTD
Variances					0	3

CITY COUNCIL

	Approved	Disapproved	Tabled	Withdrawn	JAN 2023	FYTD
Abandonments					0	0
Annexation Petitions					0	1
Annexation Ordinances					0	0
Subdivision Variances		2			2	6
Sign Variances					0	0
Rezoning / Plan Amendments	3				3	19
Initial Zonings					0	0
Special Use Permits	1				1	3
Development Agreements					0	0

PLANNING & ZONING

Monthly Report Summary



JANUARY 2023

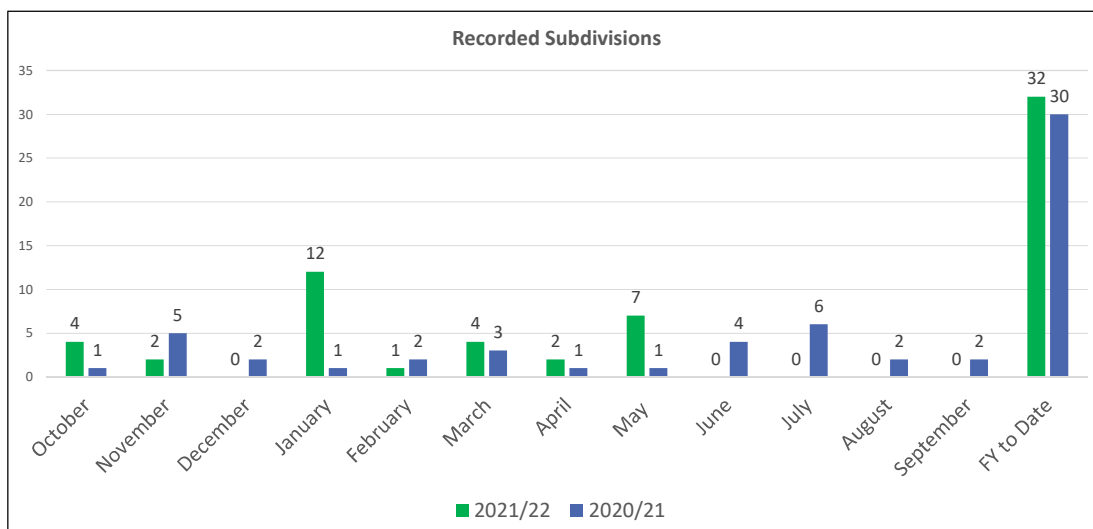
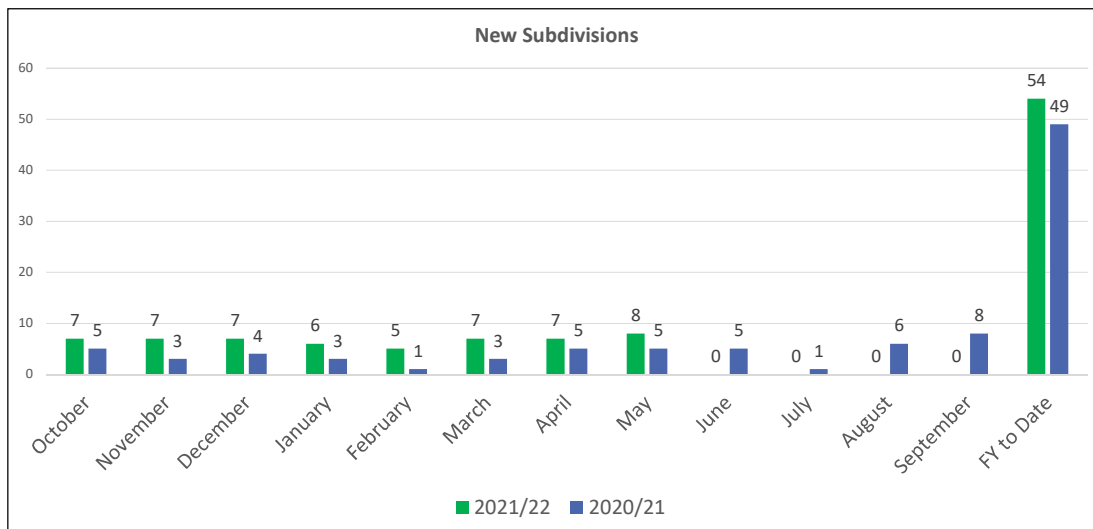
	January 2023	FYTD
Monthly Tasks Processed		
Zonings	6	33
Special Use Permits	1	3
ZBA Variances	0	3
Abandonments	0	0
Subdivision Plats	12	26
Subdivision and Sign Variances	4	10
Annexations/Annexation Ordinances	0	0
Development Agreements	0	0
Minor Plats	2	8
Pre-Development Meetings	4	43
Site Plan Reviews	4	16
Zoning Verification Letters	2	6
Certificates of Compliance	8	30
Plat Recordings	8	14
Inspections	27	52
Building Permits	36	98
Total	114	342

Monthly Subdivision Report Ending January 31, 2023


Planning Department

	Zoning	Type of Development	Number of Lots	Acres
New Subdivisions				
1. North McColl Estates	AU	Multifamily Residential	76	29.13
2. Russel Oaks Estates Subdivision	ETJ	Single-Family Residential	50	38.786
3. Cesar Chavez Heights Subdivision	ETJ	Single-Family Residential	82	17.94
4. Alberta Heights Subdivision Phase II	AU	Single-Family Residential	14	3.261
5. Highland Heights Subdivision	UR	Single-Family Residential	144	26.8
6. Ricdez Estates	ETJ	Single-Family Residential	5	5
			Total Acres:	120.917
			FYTD:	492.014

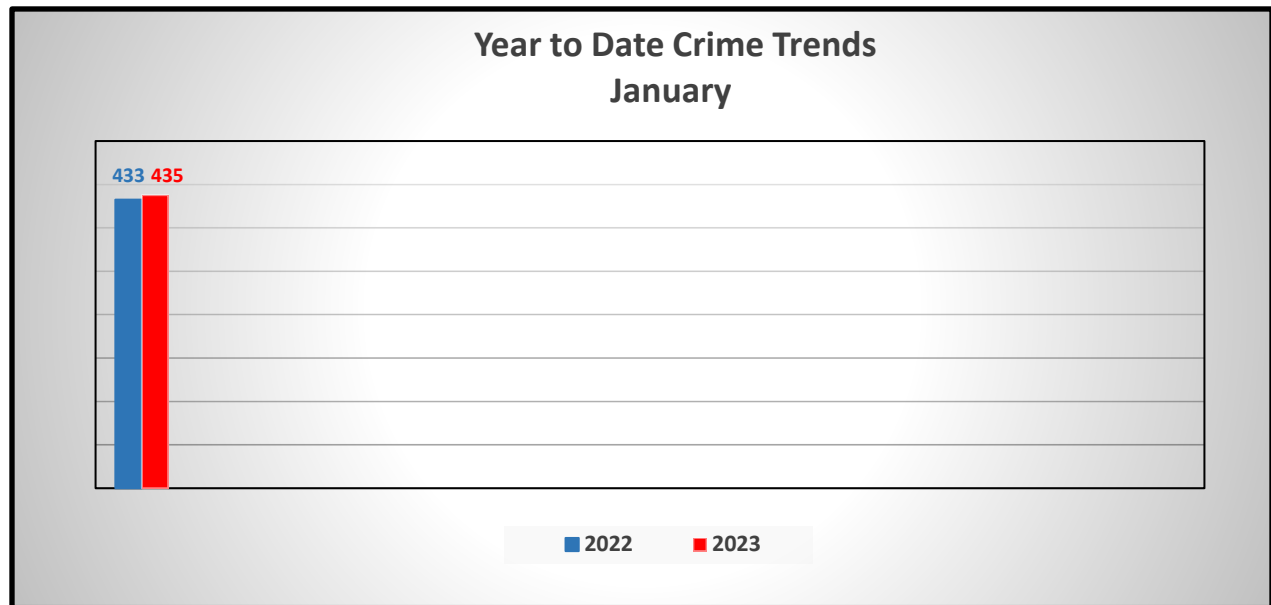
	Zoning	Type of Development	Number of Lots	Acres
Recorded Subdivisions				
1. 7-Eleven Edinburg	CG	Commercial - Convenience Store	1	1.393
2. Silos at La Sienna Subdivision Phase I	AU	Single-Family Residential	64	16.197
3. Hacienda Victoria Estates	ETJ	Single-Family Residential	101	25.224
4. Hyde Park	AU	Single-Family Residential	73	14.998
5. Las Olas Estates	ETJ	Single-Family Residential	112	25.331
6. Newcastle	UR	Multifamily Residential	31	13.19
7. Queen's Court	UR	Single-Family Residential	18	2.68
8. Peña 281	CG	Commercial	1	1
9. The Heights on Trenton Subdivision	AU	Single-Family Residential	18	19.531
10. Janet Ogden Vacker	CG	Commercial - Car Lot	1	7.112
11. Russell Park Phase 3 & 4	UR	Single-Family Residential	96	20.49
12. Lot 53A, Re-Plat Lots 53 and 54, Regency Square	NCS	Single-Family Residential	1	0.2
			Total Acres:	147.346
			FYTD:	237.667



POLICE



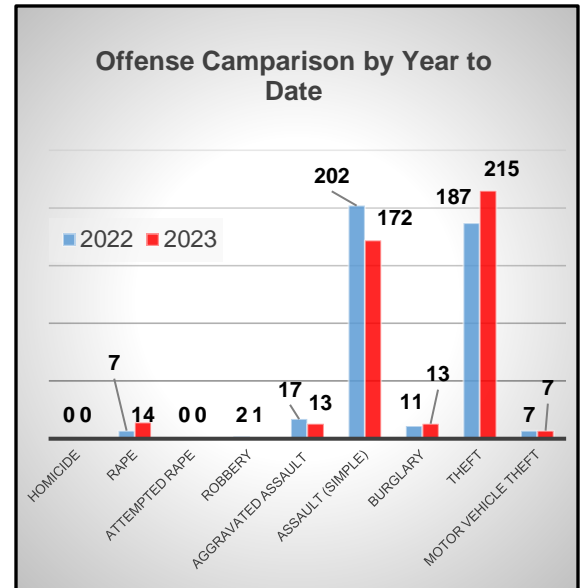
NIBRS CRIME TRENDS YTD JANUARY



NIBRS Crime Total		
January		
Year	2022	2023
Total	433	435
Comparison	0.46%	

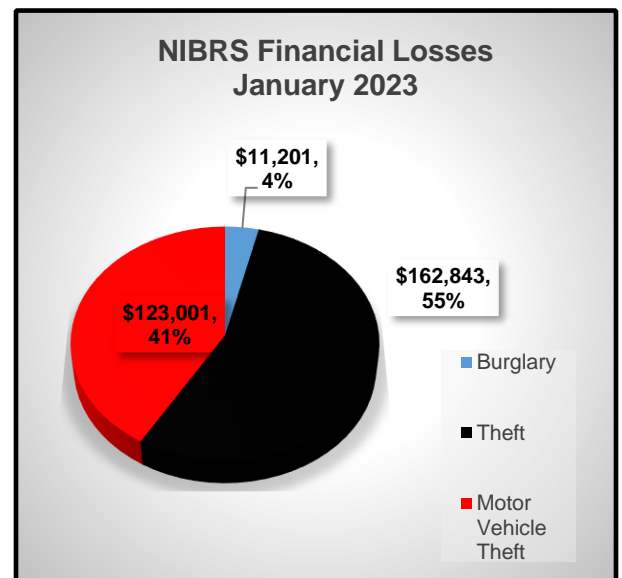
Records NIBRS Reporting January

City of Edinburg Police Department			
Summary of Volume By Offense January			
Classification of Offense	2022	2023	% Difference
Homicide	0	0	0.00%
Rape	7	14	100.00%
Attempted Rape	0	0	0.00%
Robbery	2	1	-50.00%
Aggravated Assault	17	13	-23.53%
Assault (Simple)	202	172	-14.85%
Burglary	11	13	18.18%
Theft	187	215	14.97%
Motor Vehicle Theft	7	7	0.00%
Total Offenses Reported	433	435	0.46%



- A total 435 offenses were reported.
- An increase of 0.46% compared to 2022.
- Financial losses reported a decrease of 13.87% compared to January 2022.
- Theft accounted for 55% of the financial losses of all crimes for the reporting month.

Financial Losses Comparison			
Description	Jan. 2022	Jan. 2023	Difference %
Burglary	\$9,584	\$11,201	17%
Theft	\$254,701	\$162,843	-36%
Motor Vehicle Theft	\$80,600	\$123,001	53%
Total	\$344,885	\$297,045	-13.87%



Arrest Data Comparison January

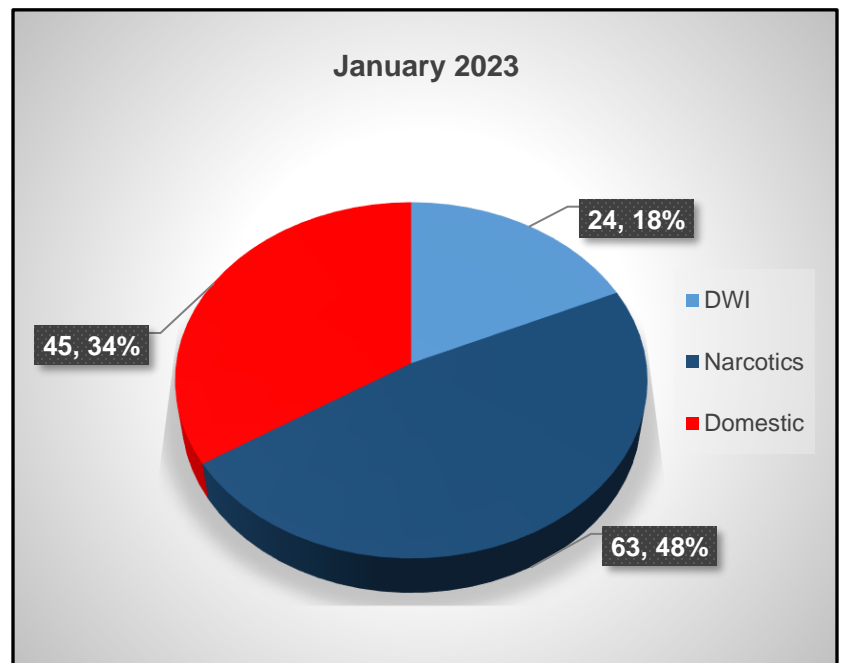
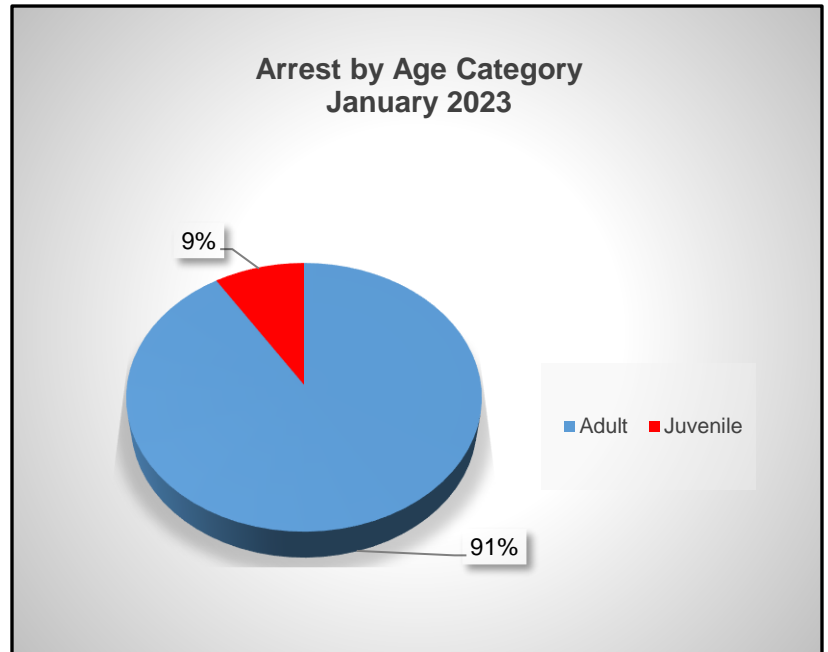
Arrest Totals January		
Year	2022	2023
Total	154	210
Comparison	36.36%	

Domestic Arrest Totals January		
Year	2022	2023
Total	31	45
Comparison	45.16%	

DWI Arrest Totals January		
Year	2022	2023
Total	35	24
Comparison	-29.41%	

Narcotic Arrest Totals January		
Year	2022	2023
Total	39	63
Comparison	61.54%	

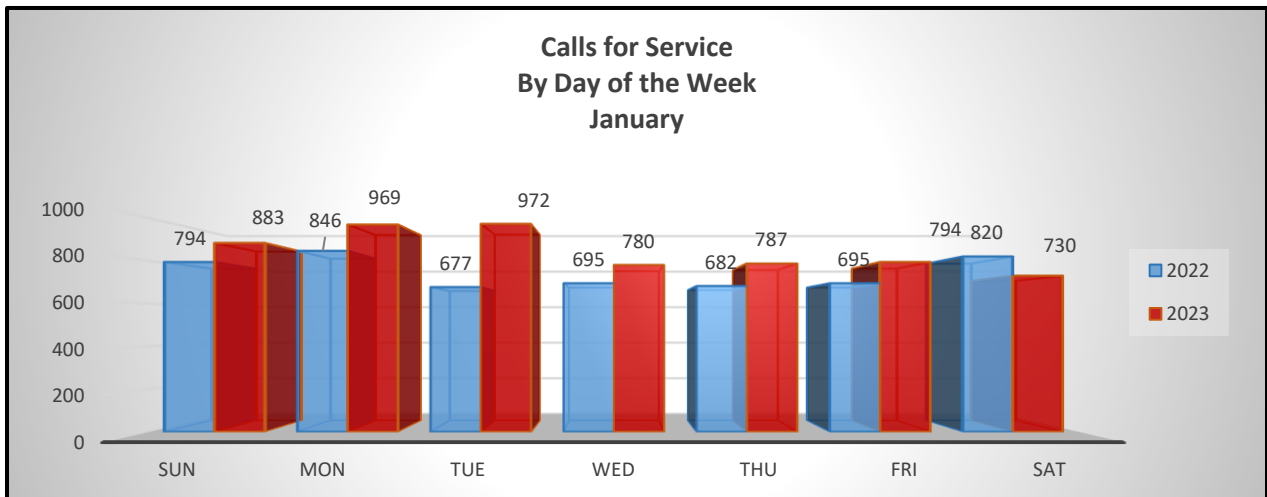
Arrest Totals By Description January		
Description	2022	2023
Domestic	31	45
DWI	35	24
Narcotic	39	63
Total	105	132
Comparison	25.71%	



Communications Calls for Service

Calls for Service January			
Day of the Week	2022	2023	Difference %
Sunday	794	883	11.21%
Monday	846	969	14.54%
Tuesday	677	972	43.57%
Wednesday	695	780	12.23%
Thursday	682	787	15.40%
Friday	695	794	14.24%
Saturday	820	730	-10.98%
Total	5,209	5,915	13.55%

- January 2023 totaled 5,915 calls for service.
- An increase of 13.55% when compared to 2022.



Training Division

- A total of 204 Police department employees received training. Training hours totaled 2,640 hours.

Date	Course Description	Number of Officers	Total Hours
1/3/2023	PPO Report Writing	11	88
1/4/2023	PPO Interpersonal Communication	11	88
1/6/2023	PPO Mobile Training	11	176
1/6/2023	Drone	5	40
1/10/2023	PPO LEADRS Training	11	44
1/10/2023	PPO ICS 100	11	44
1/10/2023	2023 ORVP Training Animal Control	2	16
1/10/2023	ULW Fingerprints	1	8
1/11/2023	Patrol Rifle	6	96
1/12/2023	ALERT Asim	4	128
1/13/2023	Cell Phone Evidence	2	32
1/13/2023	ICS 100 & 200	8	128
1/13/2023	SWAT Team	11	88
1/16/2023	Patrol Rifle	2	16
1/17/2023	First Responder Breaching	2	32
1/18/2023	CPR	6	24
1/20/2023	Crime Scene Investigation	11	440
1/20/2023	Political Critical Incident Seminar	2	48
1/20/2023	Drone	4	32
1/20/2023	Patrol Rifle	2	16
1/22/2023	AWARE Train the Trainer	2	48
1/23/2023	TMPA Defense Driver	21	84
1/24/2023	Autism Risk & Safety Management PPO	15	120
1/25/2023	PMPA Training Defensive Driver Training	11	44
1/26/2023	New Fire/Arson Investigation	3	72
1/27/2023	Texas Sergeant Academy	5	360
1/27/2023	Basic Firearm Inst	5	200
1/27/2023	SWAT Team	13	104
1/30/2023	Mobile 4800	6	24
		204	2640
PISTOL/RIFLE Re-Qualifications		Officers	
Pistol		6	
Rifle		6	

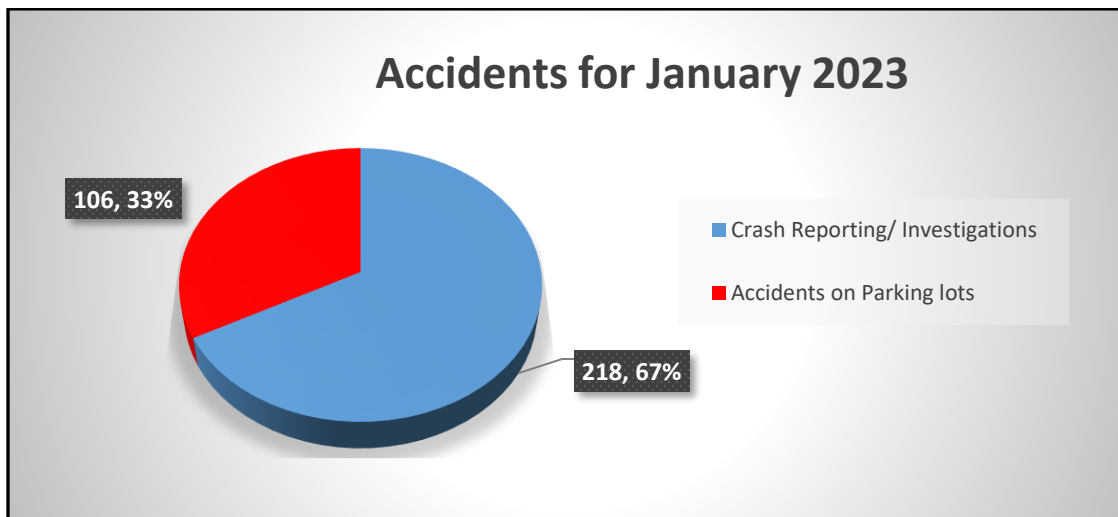
OPERATIONS DIVISION-Patrol

Edinburg Police Department Reports as required by Section 550.063 of the Texas Transportation Code. State Statutes and City Ordinances govern the reporting and investigation requirements.

- The Texas Peace Officer's Crash Reporting is a collection of data by Law Enforcement throughout the State of Texas.

Accident Comparison			
Description	January 2022	January 2023	Difference %
Crash Reporting/ Investigations	230	218	-5.22%
Accidents on Parking lots	76	106	39.47%
Total	306	324	5.88%

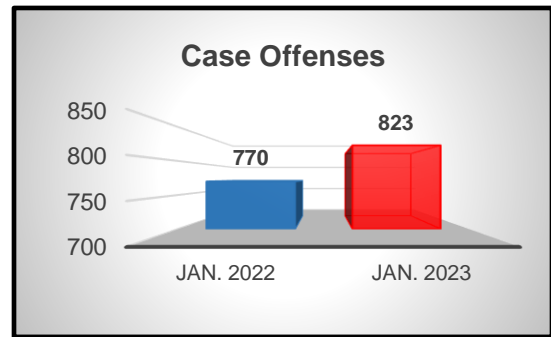
- A total of 324 accidents were reported for the month. An increase of 5.88% when compared to last year.



- Of the 324 accidents the “Crash Reporting/Investigations” category accounted for 67%.

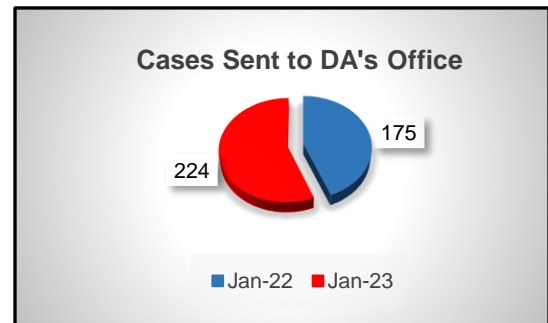
Criminal Investigations Division

Offenses Reported for January		
Month/Year	Number of Cases	Difference %
Jan. 2022	770	7%
Jan. 2023	823	



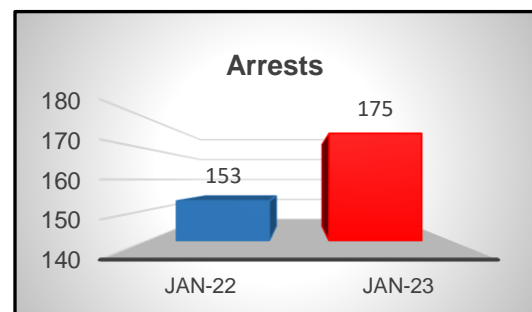
- Criminal Investigations reported a total of 823 cases. This reflects an increase of 7%.

Cases Sent to DA's Office for Prosecution		
Month/Year	Number of Cases	Difference %
Jan. 2022	175	28%
Jan. 2023	224	



- A total of 224 cases were sent to DA's Office. An increase of 28% when compared to last year.

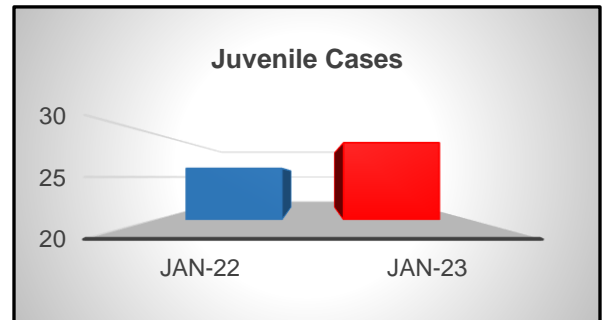
Number of Assigned Cases closed by Arrest		
Month/Year	Arrests	Difference %
Jan. 2022	153	14%
Jan. 2023	175	



- Number of assigned cases closed by arrest totaled 175. Arrests increased by 14% when compared to last year.

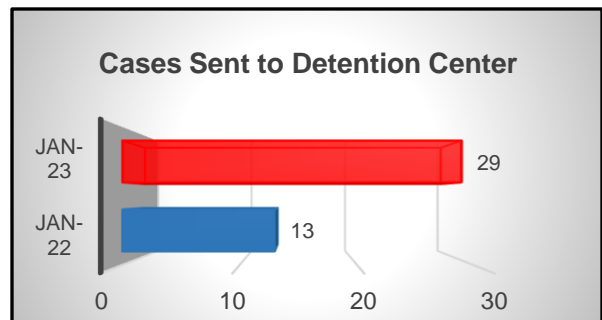
Juvenile Investigations Division

Juvenile Investigations Cases		
Month/Year	Number of Cases	Difference %
Jan. 2022	26	-8%
Jan. 2023	24	



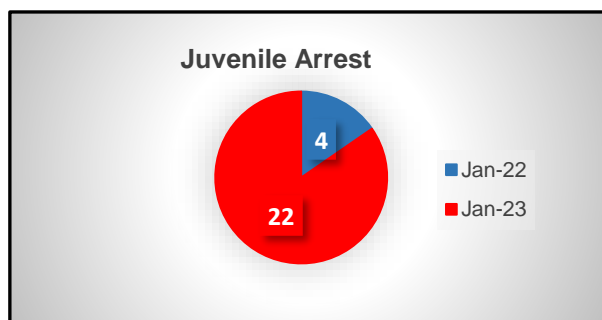
- Reporting month totaled 24 Juvenile cases. A decrease of 8% when compared to last year.

Juvenile Cases Sent to Detention Center for Prosecution		
Month/Year	Number of Cases	Difference %
Jan. 2022	13	123%
Jan. 2023	29	




- A total of 29 cases were sent to the Detention Center. An increase of 123% when compared to last year.

Juvenile Arrests		
Month/Year	Arrests	Difference %
Jan. 2022	4	450%
Jan. 2023	22	



- Reporting month totaled 22 arrests for this year. An increase of 450% when compared to last year.


PUBLIC WORKS



PUBLIC WORKS MONTHLY REPORT		
January 2023	MONTHLY	YTD
STREETS-POTHOLE PATCHING		
Pothole Patched (# of)	445	6123
Cold Mix Used (Tons)	18.25	172
Hot Mix Used (Tons)	44.64	163.54
Primer MS-1 Used (Gallons)	0	20
Millings (CY)	0	0
SeeClickFix Work Orders	0	11
Phone Work Orders	0	80
STREET PAVING		
Caliche Used (Tons)	0	0
Primer MS-1 Used (Gallons)	3700	16050
Hot Mix Used (Tons)	1238.83	4603.36
Millings (Tons)	0	0
Square Yards	0	0
Lane Miles	1.29528093	7.57286933
STREET GRASS REMOVAL		
Blocks	0	0
Debris (CY)	0	0
STREET SWEEPING		
Downtown Gutter Miles Swept:	0	49.3
Arterial Gutter Miles Swept:	255.5	290.3
Residential Gutter Miles Swept:	0	125.4
Total Miles Swept:	255.5	255.5
Cubic Yards of Debris	220.9	536.9
Total Gallons of Water:	126	3926
ON-CALL REPORTS		
Streets Division: (# of)	2	16
Traffic Division: (# of)	0	10
TRAFFIC CONTROL REPAIRS/INSTALLATIONS		
Traffic Lamps Replaced: (# of)	21	42
Street Signs Made: (# of)	160	240
Street Signs Installed: (# of)	180	793
Traffic Signal Repaired or Replaced: (# of)	18	134
THERMOPLASTIC MARKINGS (Striping):		
Quantity Used (lbs):	0	5
Lineal Feet:	0	0
STREET LIGHTS		
Lights Out: (# of)	44	118
Upgrades (#of)	13	13
New Installations: (# of)	3	3

SPECIAL EVENTS		
Number of Events:	6	15
Type III Barricades Used: (# of)	103	338
Saw Horses Used: (# of)	17	53
Traffic Signs Used: (# of)	30	75
Man Power: (Hrs.)	322.5	1096.5
Message Boards: (# of)	4	11
RIGHT OF WAY MAINTENANCE		
Sidewalks, Subd Facing:: # of blocks	1130	3540
Right of Way: Mowing: # of blocks	0	7753.42
ROW TREE CLEARANCE		
Tree Trimming Blocks:	23	61
Debris: (CY)	19	121
STORM INFRASTRUCTURE MAINTENANCE		
Storm Inlets Vaccummed & Cleaned: (# of)	27	383
Storm Line Jetting (L.F.) :	0	250
Culvert Pipe Installed/Repaired: (L.F.)	110	220
Inlet Top Replacement: (# of)	1	15
DITCH MAINTENANCE		
Bar Ditches Cleaned/Regraded (L.F.) :	1850	2310
Drain Ditches ROW Mowed (L.F.) :	97310	284174
Drain Ditches Re-Profiling (L.F.) :	2900	10150
GRAFFITI REMOVAL		
Graffiti:Work Orders: (# of)	5	8
Area Cleaned: (SF)	727	1043
DOWNTOWN BEAUTIFICATION		
Blocks Swept: (L.F.) :	0	0
Alleys Cleaned: (L.F.) :	0	11901
Sidewalks Cleaned: Blocks	295	741
ALLEY CLEANUP		
Alleys cleaned:(# of)	0	0
Debris Removed - Cubic Yards	0	0
STORMWATER INSPECTIONS		
Small Visual/Ground Commercial/Subdivision: (# of)	49	126
Large Visual/Ground Commercial/Subdivision: (# of)	0	95
Stormwater Pollution Prevention Plan (SW3P): (# of)	3	6
SUBDIVISION REVIEWS		
Commercial: (# of)	0	19
Multi-Family: (# of)	19	41
Subdivision Over 5 acres: (# of)	0	13
Subdivision Less than 5 acres: (# of)	1	8
SeeClickFix WORK ORDRES		
Streets - Completed:.(# of)	3	19
ROW - Completed:(# of)	0	19
Traffic - Completed:(# of)	0	11
Stormwater - Completed:(# of)	0	0
Street Lights - Completed:(# of)	0	16

SOLID WASTE MANAGEMENT



DEPARTMENT OF SOLIDWASTE MANAGEMENT
SUMMARY OF MONTHLY ACTIVITIES
January 2023

COLLECTION OPERATIONS		Monthly Totals	Previous Totals	Yearly Totals	
ACCOUNTS					
Residential Cart Services	Pending # of accounts for NAWS and SWSC	23106	23075	34	Accounts Manager - Collections
Small BuisnessCart Services		163	163	0	
Brush/ White Goods Services		8	29	37	
Commercial Collection Services		3534	3536	-2	
BUISNESS ACCTS.		1016	1013	3	
HOTEL/MOTEL ACCTS.		13	13	0	
UTPA/ECISD ACCTS.		53	53	0	
HOUSING ACCTS.		15	15	0	
APARTMENT /MULTI FAMILY ACCTS.		1115	1105	0	
MOBILE HOME PARK ACCTS.		14	14	0	
HIDALGO COUNTY ACCTS.		23	23	0	
CITY OF EDINBURG ACCTS.		25	25	0	
ROLL-OFF CONTAINER SERVICE					
REQUESTS FOR SERVICE		570	1792	2362	
FOR RECORDS ONLY		8	2	10	
LANDFILL OPERATIONS		Monthly Totals	Previous Totals	Yearly Totals	
DISPOSED TONNAGES					
TYPE I LANDFILL					Accounts Manager - LF
CITY HAULED		6,710.11	6,527.81	13,237.92	
COMMERCIAL HAULERS		37,019.04	28,969.89	65,988.93	
TYPE IV LANDFILL					
CITY HAULED		2,384.21	1,502.49	3,886.70	
COMMERCIAL HAULERS		7,006.70	5,916.30	12,923.00	
RECYCLING OPERATIONS		Monthly Totals	Previous Totals	Yearly Totals	
School / Outside presentations		1	1	2	Recycling Coordinator
Tours of Recycling Center		0	0	0	
Distributed promotional items		0	90	90	
Special Events (Roxie)		1	2	3	
Center Traffic Count		7474	22,170	29,644	
Tires Recycled		0	0.00	0.00	

Automotive Waste Recycled		0.74	0	0.74
Newspaper Recycled		0	0.00	0.00
Mixed Paper Recycled		12.53	38.49	51.02
Cardboard Recycled		40.91	86.59	127.50
Plastic Recycled		7.16	19.10	26.26
Aluminum Recycled		0.49	1.24	1.73
Tin Recycled		1.52	1.21	2.73
Metal Recycled		0.00	0.00	0.00
SECONDARY / BENEFICIAL MULCH		0	0	0
Glass		10.93	10.00	20.93
Curbside Recycling		23.66	29.92	53.58
MOSQUITO & VECTOR CONTROL		Monthly Totals	Previous Totals	Yearly Totals
CALLS FOR SERVICE		3	7	10
ADULTICIDING CONDUCTED		0	0	0
LARVICIDING CONDUCTED		0	0	0
ONSITE LANDCOUNT INSPECTIONS		3	4	7
LETTERS OF VIOLATION		0	0	0
REFERRALS TO OTHER DEPARTMENTS		0	1	1
VECTOR SAMPLES GATHERED		0	0	0
ACCOUNTING		Monthly Totals	Previous Totals	Yearly Totals
New Accounts Established	Residential, Commercial, Roll-off	109	369	478
DELIVERIES	Residential, Commercial, Roll-off	145	385	530
REMOVALS	Residential, Commerical, Roll-off	52	203	255
EXCHANGES	Res. Upgrade / Downgrade, Comm. Upgrade / Downgrade	28	221	249
UPGRADES	Residential, Commerical	19	32	51
Downgrades	Residential, Commerical, Roll-off	9	32	41
Account Corrections	Delete	0	0	0
ADDRESS CORRECTIONS	Residential, Commerical	0	0	0
DELINQUENCIES	Residential, Commerical	843	803	40
ACCOUNTS CLOSED - NON-PAYMENT	Residential, Commerical, Roll-off	2	0	2
Total Work Order Processed		1207	2045	1646
Edinburg 311 (SEECCLICKFIX)		Monthly Totals	Previous Totals	Yearly Totals
Dead Animal Removal		23	203	226
Illegal Dumping		16	81	97
Mosquito Control		1	3	4
Missed Brush		0	5	5

Vector Control - Sandra & Randy

Spray
Larviciding

Accounts Manager - Collections


Seeclickfix Coordinator

Missed Residential Service		1	21	22
Missed Commercial Service		0	1	1
Missed Recycling Service		0	2	2
Stolen or Damaged Containers		0	21	21
Illegal Signs		0	0	0
Total Work Orders Completed		41	264	305
SPECIAL SERVICES		Monthly Totals	Previous Totals	Yearly Totals
SMALL ANIMAL CARCASS REMOVAL		69	148	217
C & R CONTAINER REPLACEMENTS	Res. Damaged, Stolen / Commercial Damaged	110	225	335
EXTRA SERVICE REQUESTS RES& BRS		40	72	112
EXTRA SERVICE REQUESTS COMM		29	21	50
PUBLIC ASSISTANCE SERVICES	FRO Assists / Market Days, Parades, 4th of July, ect / Handicap GA PU	111	299	410
CITY FRO TRASH PICK-UP'S (C U)		25	205	230
BILLABLE TRASH & ENCLOSURE PU'S	Invoiced trash (residential/commercial) pick ups	69	168	237
LITTER ABATEMENT		Monthly Totals	Previous Totals	Yearly Totals
AREAS IDENTIFIED		2	60	62
CITIZEN COMPLIANTS RECEIVED		1	6	7
PD/OTHER DEPT REFERRALS		0	1	1
LETTERS OF VIOLATION		2	49	51
VIOLATION CLEAN-UPS		0	28	28
NON- VIOLATION CLEAN-UPS		8	12	20
CODE ENFORCEMENT SUBMITTALS		2	27	29

Accounts Manager - Collections

All WOS

UTILITIES





Utilities/Systems Division
Monthly Report for
January '2023



SANITARY SEWER COLLECTION		
DESCRIPTION	CURRENT MONTH	YTD
Jet & Vacuumed S/S Lines	49	107
Manhole Maintenance	742	2490
Total Footage of Jetted Lines	24461	97051
Spotted stub-outs for plumber	7	19
Spotted sewer mains for plumber	87	344
Adj./replaced manhole ring/cover	7	28
Repaired Sewer Mains	2	5
Repaired Sewer Services	6	12
Video Taped Lines	10	41
Sewer Back Up (Sig 6)	41	132
Installation of Manholes	0	0
Responded to Sewer Odor Complaint	7	26
Non-Compliance	2	4
		#VALUE!
		#VALUE!

WATER METER		
	CURRENT MONTH	YTD
Hydrant Connects	3	14
Meter Connects	350	1321
Meter Disconnect	223	937
Meter Leak	43	241
Meter Transfer	152	610
Meter Recchecks	82	374
Meter Digouts	18	1343
Meter Changes	49	309
Meter Repaired	0	0
UPB Connects	407	1730
UPB Disconnects	358	1919
Meter Removals	33	516
Code 3'S	2640	10446
Routes Read	133	532
Idle with Consumption	47	94

WATER DISTRIBUTION		
	CURRENT MONTH	YTD
Repaired Service Lines	5	29
Replaced Angle Stops	6	41
Adjust./relock. Meter Boxes	10	41
Installed Meter Boxes	50	221
Changed Out Meters	0	12
Spotted Water Lines	108	304
Maintained Fire Hydrants	21	87
Weeded Fire Hydrants	15	44
Painted Fire Hydrants	10	45
Repaired Fire Hydrants	1	9
Dress-Ups	88	310
Located Valves	191	656
Adjusted Valves	19	37
Prepared Street Cuts	7	8
No Water Complaints	3	14
Flushed Dead Ends	71	379
Installed Valve Boxes	1	17
Opened Water	42	104
Closed Water	50	112
Low Pressures (PSI)	12	33
Water Samples	2	29
GPS Assets	107	298
Meter Installations	55	218
Hydrant Installation	2	3
Signal 4 (leak at meter)	36	145
Signal 5 (water main leak)	13	67
Taps	65	245

METER STATISTICS		
DESCRIPTION	CURRENT MONTH	YTD
3/4 INCH METER	59	#REF!
1 INCH METER	4	#REF!
2 INCH METER	2	#REF!
4 INCH METER	0	#REF!
COMMERCIAL	11	#REF!
INDUSTRIAL	0	#REF!
SIDENTIAL SINGLE-FAM	0	#REF!
SIDENTIAL MULTI-FAM	53	#REF!
INSTITUTIONAL	0	#REF!
IRRIGATION	1	#REF!

STAFF ACCOMPLISHMENTS

No. of Systems Staff 44
 No. of Req. Cert. Staff 33
 No. of Certified Staff

STAFF SAFETY	
ON THE JOB INJURIES/INCIDENTS	
Current Month:	4
Year-to-Date (Oct - Sept.):	15

EDINBURG 311 (SEE CLICK FIX ONLINE WORK ORDER)	
Current Month:	312
Year-to-Date (Oct - Sept.):	966

MONTH	EXPENSE		WATER		TOTAL	YTD
	MATERIAL		METER			
Jan-23	20,471.83			33,162.08	53,633.91	188,032.45

WATER MAINTENANCE:

1. installed 3 valves to be able to isolate in the area of Southland and Old Clossner so that contractor can be able to work in area and avoid customer interruption.
2. Have done multiple repairs at Lull Sub due to contractor working in area and damaging old services and old a/c lines.

SEWER COLLECTION MAINTENANCE:

1. 15892ft sewer main cleaning.
2. Replaced/Adjusted 7 manhole ring and covers.
3. Repaired 2 sewer mains and 6 service lines.

METER MAINTENANCE:

- 1- Christian Garcia obtained a TCEQ Class "C" Water Distribution Operator License.
- 2- Jouse De Leon obtained a TCEQ Class "C" Water Distribution Operator License.
- 3- Miguel Lopez obtained a TCEQ Class "C" Water Distribution Operator License.

ONGOING PROJECTS:**VEHICLE MAINTENANCE**

1. Went to hacienda ford and pick up A/C compressor for unit 762 and installed it took unit to veliz electric shop for dash removal also to replace evaporator housing for A/C went to oreilly" and purchase two
2. batteries for unit 622 and installed them on unit added power steering fluid to proper level on unit 711 went to advance auto and purchase battery for unit 635
3. Went to burton auto and purchase 25' of 3" discharge hose for thrash pump remove right rear tire on 661 and installed loaner replace right rear stop light bulb on unit 633 went to hacienda ford and pick up
4. driver side mirror for unit 751 tightend a pully on kbota shreader mower from waste water plant went to veliz electric and pick up unit 762
5. Change oil on unit 760 added windshield washer on unit 754 and change oil also replace multiple function switch on unit repaired chop saw installed pully string went to city hall and pick up badge at IT dept
6. Tested hydraulic cutting saw added one quart of oil on unit 723 change oil on unit 638 replace air filter and added one gallon of windshield washer fluid also replace the strobe light switch also change oil on
7. 643 and replace air filter and added one gallon of windshield washer replace starter on unit 635 ordered three tires for unit 643 check unit 741 unit is misfiring
8. Replace left reverse light on unit 662 unit going for state inspection replace two spark plugs and two ignition coils on unit 741 replace three tires on unit 643 took unit to joe's texaco for front wheel alignment
9. unit needs lower ball joint on the driver side ordered them from hacienda ford continue working on unit 741 need to replace all spark plug
10. Went to advance auto and purchased one ignition coil and spark plug and installed it on unit 741 unit is working fine added air on tires and grease on unit 702 repaired left rear flat tire on unit 710C
11. GPS installer came by to install gps on unit 664-A haul truck added coolant on unit 634 might have to replace radiator took unit 631 to hacienda ford has a ticking noise on front of the engine still under
12. warranty went to joe's dropp of new lower ball joint change oil on unit 756 and replace air filter added some coolant and a gallon of windshield washer also change oil on unit 755 and replace air filter
13. and resett check engine light lubricated fuel port also replace right rear tire that was left to be patch turn on unit 645 and added two quarts of transmission oil
14. Wash unit 721 and also change oil and replace air filter and added one gallon of windshield washer went to valley transmission to get a second opinion on cause of transmission throwing out oil from dip stick
15. housing came back to the shop to have unit 645 and unit 600 to get GPS installed went to apollo park and west park to look at vault that were missing cover
16. Patch right front tire on unit 633 also cut front rotors and replace front brakes replace upper left control arm also replace purge control valve dismounted and mounted two new tires on one of the polaris
17. from waste water plant mike went to hacienda ford to return ball joint for unit 643 was wrong part change battery and clean regulator leads on kubota z724 from waste water plant
18. Added air on all four tires on unit 709 and resett all four tires with remote started kubota z704 with no issue replace two front tires on unit 635 repaired flat tire on unit 623 from water plant check unit 830
19. from engineering replace air filter and also clean throttle body and cleared code went to land fill to check on unit 621 on broken hydraulic line brought it the shop and installed a new one the next day
20. added hydraulic oil on unit 703 went to hacienda and pick up lower control arm for unit 643 and left it at joe's texaco started to wire unit 831 from engineering for strobe lights went to lodicos electronics
21. and purchase strobe lights and wire and switch for unit also took unit to pharr for city logo installation check unit 765 john deere back hoe with front bucket cylinder that leaking and battery not getting charge
22. Remove smaller line on unit 621 went to burton auto for hydraulic line and hydraulic fluid and install it on unit added one quart of transmission oil on unit 709 repaired left front strobe light on unit 718 went to pharr to pick up unit 831 from grafix xpress also went to joe's texaco and pick up unit 643 repaired back broken glass on unit 759 also repaired two rear strobe lights on unit
23. Continue working on installing strobe lights on unit 831 until we finish with unit installed windshield wipers on unit 700 remove loaner tire on unit 661 and installed tire that was patch also replace tire on front driver side installed windshield wipers on unit 757 and repaired flat tire on unit 718
24. Resurfaced front rotors on unit 704 and installed new front brakes also replace battery on unit remove old starter on unit 662 and replaced with a new one



WEST EDINBURG WATER PLANT - 1752 S. MON MACK RD.



DOWNTOWN WATER PLANT - 500 E. MAHL.

1/13/2023	WATERSHED		CITY'S RESERVOIR CAPACITY		
	STATUS	AMISTAD/ FALCON (AC. FT.)	ELEVATION	DEPTH	GALLONS
	FULL	3,392,096.00	109	15.00	196,875,000
	CURRENT	1,094,580.00	107.50	13.50	177,187,500
	% CAPACITY	32.27%	90.00%		

WATER RIGHTS

ACRE FEET AVAILABLE		TOTAL ACRE FEET AVAILABLE	YTD CHARGED ACRE FEET	THIS MONTH CHARGED ACRE FEET	COMBINED BALANCE ACRE FEET
H.C.I.D. #1	H.C.I.D. #2				
Cert. # 0816-001	Cert. # 0808-000				
10,847.670	3,969.477	14,817.147	490.40	490.400	14,326.747

PURCHASED TREATED WATER (MG)

NORTH ALAMO WATER SUPPLY (FM 2812)	22.046	CITY OF MCALLEN	3.228	YTD-COMB. TOTAL	25.274
------------------------------------	--------	-----------------	-------	-----------------	--------

DOWNTOWN WATER TREATMENT PLANT (DWTP)

RATED CAPACITY MGD	RAW WATER (INTAKE) MGD				TREATED WATER (EFFLUENT) MGD				THIS MONTH RECYCLE BASIN (MG)	Year-to-Date RECYCLE BASIN (MG)	SLUDGE Disposed to WEST WATER (gals)	
	TOTAL	AVG.	MAX.	MIN.	TOTAL	AVG.	MAX.	MIN.			MONTH	YTD
10.00	166.795	5.380	6.931	4.419	144.743	4.668	5.737	3.717	8.637	42.786	44,000	149,400

WEST EDINBURG WATER TREATMENT PLANT (WEWTP)

RATED CAPACITY MGD	RAW WATER (INTAKE) MGD				TREATED WATER (EFFLUENT) MGD				THIS MONTH RECOVERY BASIN (MG)	Year-to Date RECOVERY BASIN (MG)	SLUDGE Disposed to LANDFILL (Tons)	
	TOTAL	AVG.	MAX.	MIN.	TOTAL	AVG.	MAX.	MIN.			MONTH	YTD
16.00	231.743	7.476	9.495	6.001	174.829	5.640	6.950	4.629	12.620	51.570	203.85	439.94

COMBINED PLANT CAPACITIES

RATED CAPACITY MGD	RAW WATER (INTAKE) MGD				TREATED WATER MGD				Max Comb. Treated Flow MGD	MAXIMUM TREATMENT % CAPACITY	WATER SALES CONSUMPTION MG (metered sales)	% WATER LOSS
	TOTAL	AVG.	MAX.	MIN.	TOTAL	AVG.	MAX.	MIN.				
26.00	398.538	12.856	16.426	10.420	319.572	10.308	12.687	8.346		0.00%	Unavailable	#VALUE!

LAB OPERATIONS

1. PERFORMED A TOTAL OF 7,860 CHEMICAL ANALYSIS ON THE RAW & TREATED WATER.
2. COLLECTED & SUBMITTED EIGHTY (90) BACTI SAMPLES, ALL CAME BACK NEGATIVE FOR TOTAL COLIFORM.
3. PREPARED & SUBMITTED MONTHLY OPERATING REPORTS TO FEDERAL, STATE, AND LOCAL AGENCIES.
4. COLLECTED & SUBMITTED FOUR (4) SAMPLES FOR TOC & SUVA ANALYSIS.
5. COLLECTED & SUBMITTED SAMPLES FOR THM, CHLORITE ANALYSIS & SAMPLES FOR UCMR4.
6. PERFORMED MONTHLY CALIBRATIONS ON ALL TURBIDITY MONITORS AT DOWNTOWN AND WEST PLANT.

MAINTENANCE:

DOWNTOWN PLANT

1. REPLACED BROKEN STEM BOLT FOR FILTER #5 BACKWASH VALVE.
2. CLEANED OUT SEWER LINE INSIDE OLD SECTION, REMOVED TOILET AND FOUND PENCIL CAUSING BLOCKAGE.
3. SWITCHED OUT BAD CONTACTER WITH ONE USED FOR OLD VFD DRIVE ON HIGH SERVICE #3. PLACED BACK IN SERVICE.
4. REPLACED BAD SUMP PUMP FOR MIDDLE SECTION TURBIDITY METER DISCHARGE WATER.
5. REMOVED LOANER LC3000, REPLACED WITH NEW UNIT, REPROGRAMMED, COMMUNICATION BACK IN SERVICE.
6. PUT LAS DAY TANK BACK INSIDE CONTAINMENT WALL IN LAS BUILDING.
7. REMOVED & REPLACED BAD INFLUENT VALVE FOR FILTER #4.
8. REPAIRED NORTH SECTION GEAR BOX MIXER.

WEST TREATMENT PLANT

0

1. REPLACED BAD 6 INCH VALVE FOR SECOND ENTRANCE RPZ WITH USED ONE: TAKEN FROM FM 490 BOOSTER STATION WHICH WAS DECOMMISSIONED.
2. PERFORMED MINOR PM ON JOHN DEERE ZERO TURN TRACTOR. REPLACED BLADES, AIR FILTER AND TOPPED OFF FLUIDS.
3. REPLACED RUBBER GOODS FOR 3 6 INCH RPZ'S AND 1 4 INCH RPZ AND CLEANED OUT INTERNALS. WAITING ON INSPECTOR TO TEST UNITS.
4. TOOK UNIT 619 TO VSL, RUSH PETERBUILT, BERT OGDEN VOLVO IZUZU AND HAD SUPER MARIO DIESEL SERVICE TROUBLESHOOT. WITH NO LUCK
5. CLEANED OUT NORTH AND SOUTH LAGOONS OF SLUDGE.
6. ROTATED TIRES AND CLEANED UNIT 623.

BOOSTER STATIONS & TOWERS

1. CUT GRASS AND WEEDED AT ALL TOWERS, BOOSTER STATION AND AT BOTH PLANT FACILITIES.
2. GREASED ALL PUMPS AND MOTORS TO ALL BOOSTER STATIONS, RAW WATER PUMPS AND THROUGHOUT PLANT FACILITIES.
3. CYCLED ALL STAND BY GENERATORS AND CHECKED TO BE READY FOR EMERGENCY PURPOSES.
4. BRANWOOD REMOVED OLD ROTTED ANTENNA FROM CIBOLO TOWER LOCATION AND CONNECTED NEW HARDWARE.
5. REPLACED INLINE FUSE FOR SOUTHWEST TOWER RTU RADIO, REGAINED COMMUNICATION.
6. PATCHED UP AND SEALED BREATHER STANDPIPE AT HOUSE ON JACKSON AND SPRAGUE.
7. INSTALLED AND PROGRAMMED SYSTEM PRESSURE SENSOR AT SOUTH TOWER TO COMMUNICATE READING ON SCADA.
8. AEP HAD SEVERAL SECURITY LIGHTS REPAIRED AT WEST AND NORTH TOWERS.
9. UTILIZED NAWES 2812 INTERCONNECTION TO MAINTAIN NBS AND CIBOLO TOWER DUE TO MAIN LINE BREAK ON MONTE CRISTO ROAD.
10. REPAIRED LEAKING CLO2 LINE AT WEST TOWER THAT FEEDS DTP.

ONGOING PROJECTS

1. PHASE 2 OF SCADA COMMUNICATION BOXES TO REMAINING SITES ARRIVED 1.25.2023.

CLEANING OUT NORTH AND SOUTH LAGOONS.



PATCHED UP RAW LINE ON JACKSON AND SPRAGUE.



REPLACED INFLUENT VALVE FOR FILTER 4 DTP.



CLEANED AND REPLACED RUBBER GOODS TO ALL RPZ'S.



NEW ANTENNA AT CIBOLO TOWER.



PHASE II RTU BOXES ARRIVED.



Wastewater Plant Monthly Report



Edinburg Wastewater Treatment Plant - 1202 N. M. Road, Edinburg Texas 78538

<u>RAW WASTEWATER (INFLUENT) (MGD)</u>					<u>TOTAL PLANT CAPACITY This Month</u>		
Max Capacity	Total MG	AVG.	MAX.	MIN.	MGD	AVG. MGD	TREATMENT % CAP.
12.3	280.8	9.059	9.749	8.483	12.3	9.059	74%

<u>Sludge Management (Aug. 2022-Dec.2022)</u>		
Cubic Yds. Disposed	Tons Disposed	Tons Disposed YTD
552	467	2,160

WASTEWATER QUALITY:

- Happy New Year to Everyone!
- Effluent quality has improved since installing the new gear boxes at the Carousel.

LAB OPERATIONS:

- Lab tests ran as per permit requirements.
- We now have microorganisms in the Carousel sludge. We will continue to waste out old sludge to continue improving the sludge quality.
- Old bottles of Cyanide chemical were professionally removed and disposed of.

PRETREATMENT:

- A bacteria chemical trial continues at manholes in the downtown area.
- Deodorizer was refilled at Digester #2 to aid odor complaints.
- H2S readings were taken at the manholes where the bacteria trials are taking place.


MAINTENANCE:

- The floating aerators that were in the Carousel were removed and cleaned for future use.
- An Orbal aerator bearing and gear box is being rebuilt in-house with new parts.
- We installed the new replacement VFD for Headworks pump #2, the well level control has been ordered for replacement in order to run the pumps in auto.
- The new spare polymer mixer pump was installed and a new pump was ordered and received.
- After 16 years of service, Mr. Joe Castillo has retired. Congratulations to Mr. Joe!
- Unit 761's winch crane was overhauled/rebuilt with new parts.
- An in-house confined space entry was performed at the WWTP effluent well to measure the base of the pumps. The inside of the well was inspected. Replacement of some flanged pipes and hardware inside of the well will be requested for budgeting due to heavy rust.
- Blueprint plans were reviewed and notes were made in preparation of the Wastewater Plant expansion.
- The post aeration chambers valves were excavated for inspection and covered up again.
- The oil coolant reservoir cover housing was damaged causing the Basin generator to not run, it was fixed.


LIFT STATIONS:

- Conducted daily inspections on all lift stations
- At Lift Station #22, the South pump gate valve top section was replaced due to it would not close and seal.
- At lift station #36, the main electrical disconnect was replaced due to it burned out.
- An in-house confined space entry was performed at Lift Station #36 to get an outer diameter measurement of the West discharged pipe to order replacement parts.
- A Smartcover unit was relocated from the Segovia location to the force main discharge manhole from Lift Station #4 for monitoring purpose.
- Heavy sudden rain in the beginning of the month caused multiple sewer spills which were reported to TCEQ.
- The dewatering pump at the Veterans Park was fixed and put back in service.

NON- CITY DEPARTMENT REPORTS



BOYS AND GIRLS CLUBS OF EDINBURG-RGV





BOYS & GIRLS CLUBS
OF EDINBURG
RIO GRANDE VALLEY

LEGACY NEWS

JANUARY 2023



HAPPY NEW YEAR

We leave 2022 in the past and look forward to 2023. Boys & Girls Clubs of Edinburg RGV has so many new plans coming down the road. This Christmas season and New Year has already brought amazing changes. So far we have brought in the Lunar New Year" year of the rabbit, the beginning of the National Youth of the Year Competition, and even brought in more tasty options to the Club Program. Follow BGCERGV this year and be part of the movement.



Board of Directors

George Cardenas

President, Vantage Bank

Eduardo "Eddy" Villanueva

Vice President, County of Hidalgo

Sixto Garza

Treasurer, Six Shooter Softwash

Daniela Aguilar

Secretary, Vantage Bank

Juan Delgado

Noble Texas Builders

Joe Quiroga

Texas National Bank

Duane Guzman

Noble Texas Builders

Robert Lopez

Excelsis Global Private Wealth



Leadership Team

Daisy Martinez

Chief Executive Officer

Noe Nunez

Program Supervisor 2 - Legacy Youth

Sara Lara

VP of Operations

Samantha De La Cruz

Program Supervisor 1

Olivia Lemus Lucio

VP of Resource Development & Marketing

Nicholas Jimenez

Program Supervisor 2

Nathaniel Pena

Community Relations Supervisor

Mariza Saucier

Program Supervisor 1

Maxine Rodriguez

Outcome & Compliance Supervisor

Gloria Segovia

Program Supervisor 1

Daniella Guzman

Social Worker



Mission Statement

To provide opportunity to all youth in a positive caring environment to enable them to become productive, responsible, influential citizens.



MEAL PROGRAM

Boys & Girls Clubs of Edinburg RGV is dedicated to the health of the youth, making sure that we provide healthy options for our Club members. With the complete update to our food program, Boys & Girls Clubs of Edinburg RGV was able to bring new food choices for all members, from chicken fried steak, Chicken Alfredo, tacos, and much much more. In the month of January alone, BGCE served 4,569 meals to enrolled members among The Legacy Center, Sam Risica, Fountain unit as well as Edinburg Parks & Rec. As the number rises every month, BGCE will continue to bring in new tasty food items for all Club members.



LAW ENFORCEMENT APPRECIATION DAY


National Law Enforcement Appreciation Day was founded in 2015 as a tribute to the men and women across America who have made the sworn commitment to protect and serve our communities, sometimes at all costs. Law Enforcement Officers of every rank and file have chosen a profession that puts their life on the line every day for their communities. They've answered a call to public service that is demanding and often unappreciated. From local, state, and federal, their duties command dedication. The jobs are often thankless and take them away from their families for long hours.

Boys & Girls Clubs of Edinburg RGV is honored to have a strong partnership with Edinburg PD. Through the Afterschool and summer program, Edinburg PD regularly comes in to engage with the members, not only to keep our youth safe but to allow members to understand the meaning of being a Law Enforcement Officer.



OUTSIDE UNITS RESUME

HELLO SAM RISICA



Boys & Girls Clubs of Edinburg RGV is thinking outside the box with its meal programs, community involvement, after school program, and popular summer camp, etc.

BGCE utilizes offsite locations to branch out to areas that we can serve. We are proud to announce that the Sam Risica Unit has re-opened at the heart of the La Posada Housing Units and Robert E. Lee Elementary. Currently our Sam Risica Unit serves 22 members and is headed by, Program Coordinator, Daisy Araujo. With programs like Power Hour, Be a Star, Healthy Habits, and S.T.E.M., Sam Risica looks to grow exponentially in the coming months. Currently, membership is free for La Posada residents.

For more information on membership to Sam Risica parties may email: msaucier@edinburgkids.com



**LUNAR
NEW YEAR**

The Lunar New Year is an event celebrated by millions of people across the world on the first new moon of their calendar. Although this holiday has commonly been called “Chinese New Year” in the West, China is not the only country to observe it. Lunar New Year, also known as the Spring Festival, is the most celebrated and longest of all Asian festivals, and is observed by millions of people around the world.

This year, Boys & Girls Clubs of Edinburg RGV partnered with Panda Express and received \$35,000 in support of club programs. BGCE was also visited by our very own Panda Express to bring the knowledge of the Lunar New Year to club members. Many of the kids were surprised that each Lunar New Year was represented by a different animal. This Lunar New Year is the Year of the Rabbit.





Mia Rincones



Ghya Salinas



SPONSORED BY:

TOYOTA

Mondelēz
International

Each year, one exceptional Club member is selected to be the National Youth of the Year, serving as an ambassador for Boys & Girls Club youth as well as a voice for all of our nation's young people. Over the decades, these individuals have exemplified the Boys & Girls Club mission and are proof of the impact Clubs make in transforming and saving kids' lives. National Youth of the Year winners has achieved success in a variety of industries, including entertainment, politics, business, and sports.

For the 2023 Youth of the Year Competition, 2 members stepped forward to compete for the right to be named Youth of the Year. They are Mia Rincones and Ghya Salinas. Mia Rincones will represent BGC Edinburg this March at the BGCA State Summit.



SCIENCE • TECHNOLOGY • ENGINEERING • MATHEMATICS

BOYS & GIRLS CLUBS OF EDINBURG RGV

**March
13-17**

**Spring Break Camp
The Legacy
Center**

702 Cullen St.
Edinburg, TX 78541

**STEMTASTIC
SPRING BREAK**



**First 250 kids to register
receive a**

FREE

Camp T-Shirt

STEM-ACTIVITIES

**ARTS & CRAFTS
GAME ROOM FUN
COMPUTER LAB
BREAKFAST & LUNCH**



**Free for Current Members
\$35 for New-Members**

FREE camp for qualifying Military, Driscoll Participants and
La Posada & Hidalgo County Pct.4 Residents.

STEMtastic

Fun Fair & Science of Holi Festival

Friday, March 17, 2023



**BOYS & GIRLS CLUBS
OF EDINBURG
RIO GRANDE VALLEY**

CALL 956.383.2582 FOR REGISTRATION OR MORE INFORMATION

BOYS & GIRLS CLUBS OF EDINBURG DOES NOT DISCRIMINATE BASED ON RACE, COLOR, NATIONAL ORIGIN, SEX, RELIGIOUS CREED, DISABILITY, AGE,
POLITICAL BELIEFS, OR REPRISAL OR RETALIATION FOR PRIOR CIVIL RIGHTS ACTIVITY IN ANY PROGRAM OR ACTIVITY.

Follow Us on Social Media



BOYS & GIRLS CLUBS
OF EDINBURG
RIO GRANDE VALLEY

Let's Get Connected for Our Latest News & Updates!
Join our Mailing List!



Join our Mailing List



on Facebook @edinburgkids



on Instagram @edinburgkids



on TikTok @edinburgkids



Want to help?

There are many ways you can help support after school programming and the youth in our community. Contact the Boys & Girls Clubs of Edinburg RGV to learn more about our programs!

You can make a difference for children that lasts a lifetime. The gift of your financial support or your time as a program volunteer will help to ensure that the programs of the Boys & Girls Clubs continue to change lives for the better. Our mission is to help young people, especially those from disadvantaged circumstances, realize their potential as productive, responsible and caring citizens, and your donation of time and treasure can help make this a reality.

Annual Community Supporters

Throughout our history, Boys & Girls Clubs of Edinburg RGV has leveraged the expertise and resources of other organizations to broaden our reach and deepen our impact. Our reputation for exceptional program delivery has, in turn, made us a sought after partner for organizations seeking to provide beneficial programs or services to children and teens. Boys & Girls Clubs of Edinburg RGV's annual supporters play a vital role in serving members in leveraging maximum impact and in helping us develop effective citizens and leaders among the youth whom we serve.

Corporate Combination Sponsors

Initiated in 2008, today our corporate combination partnerships program is designed to promote a long-term committed joint partnership that is mutually beneficial to the Company and the Boys & Girls Clubs of Edinburg RGV.

Fundraising Events

Special event sponsorships provide an opportunity to support Boys & Girls Clubs of Edinburg RGV with the additional benefits of social networking and marketing for your group or organization. Special event sponsorships provide an opportunity to support Boys & Girls Clubs of Edinburg RGV with the additional benefits of social networking and marketing for your group or organization.

Endowment Gifts: Planned Giving

Boys & Girls Clubs of Edinburg RGV's Endowment Fund provides a permanent source of revenue to future programs.

Giving Through Your Will

A specific dollar amount, specific asset, or percentage of an estate may be specified in a donor's will or trust to be paid to the Boys & Girls Clubs of Edinburg RGV. Our hope is to serve you and help your family become members of The Heritage Club. These are individuals, like you, who are passionate about supporting all young people, especially those who need us most, to reach their full potential as productive, caring and responsible citizens. They have become members of The Heritage Club by making a planned gift. We invite you to explore the benefits of gift planning and to see how your gift might help save a child.

Giving Appreciated Assets

A charitable deduction for both income tax can be taken based on the fair market value of the stock at the time your gift is made. Gifts of low-basis stock can produce larger charitable deductions. A gift of closely-held stock can allow the donor to maintain control of the corporation while still claiming both capital gains and income tax deductions. A gift of appreciated real property will allow the donor to avoid capital gains tax as well as brokerage fees and closing costs.

Giving Life Insurance

New or current life insurance policies may be transferred or irrevocably assigned to the Boys & Girls Clubs as beneficiary; or a donor can retain ownership of a policy, pay the premium and simply name the Boys & Girls Clubs as the beneficiary. Both have substantial tax benefits to the donor and the donor's estate.

Charitable Remainder Trust

A significant donation can be structured in a trust as either a lifetime income for one or more beneficiaries, with the income going to the Boys & Girls Clubs, or with the lifetime income going to the Boys & Girls Clubs and the remainder going to the beneficiaries. Trusts can be designed to meet individual needs of the donor to provide savings on income, capital gains and estate taxes.

Gift Annuity

These vehicles are a legal agreement to transfer money or securities to the Boys & Girls Clubs. The donor receives fixed payments for life based on his or her age, prevailing interest rates and an actuarial table, as well as an income tax deduction for the donated asset value.

One Campaign


Now more than ever, we need your help. Your gift of \$300 or more, or a gift of any size, will help provide deserving youth the opportunity to participate in after-school programs that help kids succeed in school, stay out of trouble, plan a career and become productive caring citizens. Without the support of people like you, it will not be possible to serve all of the youth that need a Boys & Girls Club.



One day in the life of a child can make a huge impact on her future.
One caring adult can create an unbreakable bond with a vulnerable child that will last throughout his lifetime.
One Boys & Girls Club can offer hope to an entire neighborhood.
One gift from you can open the door to a brighter tomorrow for more of our children.

For more information contact: Daisy Martinez at 956.383.2585
or visit www.edinburgkids.com

EDINBURG CHAMBER OF COMMERCE








Edinburg Chamber FYI

JAN 2023

Local Chambers Promote Employment Opportunities for People with Disabilities



EVELYN CANO,
PRESIDENT,
DISABILITY CHAMBER OF
COMMERCE RGV

**DIVERSIFY YOUR
WORKFORCE!**
BEST PRACTICES FOR RECRUITING
QUALIFIED PEOPLE WITH DISABILITIES

Thursday, January 19, 2023
11:30 P.M. - 1 P.M.
Edinburg Chamber Depot
602 W. University Dr. Edinburg, TX

As businesses continue to grapple with a national workforce shortage, one source for talent employers should consider is people with disabilities. Businesses can give themselves a competitive edge and demonstrate their commitment to diversity and inclusion. The Disability Chamber will discuss the benefits of hiring an employee with disabilities and accommodation practices for them, among other topics.

**FREE FOR EDINBURG CHAMBER
MEMBERS | \$20 FOR NON-MEMBERS
RSVP TO: (956) 383-4974**

The Edinburg Chamber of Commerce will host its “Diversify Your Workforce!” collaborative workshop with the Disability Chamber of Commerce on Thursday, January 19, 2023, at 11:30 A.M. at the Edinburg Chamber Depot, [602 W. University Dr.](#) The workshop will be catered towards employers who seek talent sources.

The workshop will feature a presentation by Evelyn Cano, President of the Disability Chamber, and will discuss the benefits of hiring an employee with disabilities. As well as the best accommodation practices for them and other related topics.

Evelyn Cano is a parent, advocate, co-founder, and president of the Disability Chamber of Commerce RGV. The Disability Chamber is the fourth cross-disability chamber of commerce in the U.S. and works to promote employment opportunities for people with disabilities. In 2022, Gov. Abbott appointed Cano to the board of Disability Rights Texas.

The workshop is free of charge for Edinburg Chamber Members and \$20 for non-members. Employers interested in participating must RSVP by calling (956) 383-4974 or emailing marketing@edinburg.com.

For more information on the Edinburg Chamber of Commerce please visit www.edinburg.com.

[Register Now](#)



ReMake Beauty Studio Opens New Location

New to Edinburg, TX: **ReMake Beauty Studio**, located at [1313 S Veterans Blvd](#)! Remake Beauty Studio is proudly owned by RGV native Christian Treviño, RN CEO and founder. This location marks their 17th location in the state of Texas. Remake Beauty Studio offers from facials, and body contouring, to ultrasound lipo. Book your next appointment at <https://remakebeautystudio.com/>



Silverhorn Insurance Relocates To Edinburg, TX

Congratulations to David Salazar and his family on the opening of their new office location! **Silverhorn Insurance Agency, LLC** is now located at [809 S. 10th Ave, Edinburg, TX](#). Silverhorn Insurance Group is a full-service independent insurance agency. Learn more by calling (956) 383-3332



Welcome New Chamber Members!

The Edinburg Chamber of Commerce is grateful to our new members for their support.

KBN Seafood & Restaurant
1601 W Trenton Rd Suite G
Edinburg, TX 78539

Pathfinder Public Affairs
www.texaspathfinder.com

UPCOMING EVENTS



WEBINARS

2023 Hottest Business Ideas, Trends & Markets

Don't get left behind! 2023 holds a lot of promise for small business owners looking to capitalize on the hottest business trends or entrepreneurs looking for new business ideas.

In this webinar, we'll talk about breakthrough small business ideas, the newest business trends, consumer behaviors and industries that are on the rise. If you already have a business, you'll

Small Business' Leading Role in the Circular Economy

Tue, Jan 10, 2023 · 12:00 PM

A circular economy presents small businesses with the opportunity to contribute toward climate solutions, economic stability, and empower consumers to influence the market.

- This session will be interactive and take the mystery out of climate action. Learn what it takes to

learn how to adjust your current offers to appeal to new consumers. We'll address the following:

- America's changing demographics and attitudes
- The businesses that are booming right now
- Which consumer behaviors have shifted
- How to adjust to changing consumer demands

[Register Now](#)

ECommerce Marketing in 2023: It's Time to Re-Align Your Strategy

2023 will be the biggest year yet for eCommerce. Is your business ready?

Learn from the founder and CEO of Boxwood Digital Marketing what they are adjusting about their strategy for eCommerce businesses this year. Some of the big questions we will address are: How is buyer behavior changing? What sets an eCommerce business apart in 2023? What's new in digital marketing?

Join us to discuss insights, review the data, and share actionable advice on how to re-align your strategy this year.

[Register Now](#)

calculate your emissions, the projects that destroy potent greenhouse gases, and the resources required to reduce your environmental footprint, save costs, engage your customers, and attract an innovative workforce.

[Register Now](#)



GET HUB CERTIFIED! WORKSHOPS

Are you interested in getting your business HUB certified, but not sure where to start?

Join the Community Economic Development Unit of the Cooperative Extension Program with Prairie View A&M University for the **Get HUB Certified!** workshop.

This workshops will cover:

- Overview of the Historically Underutilized Business Program (HUB)
- HUB application
- NIGP codes
- District Map

For more information, contact the Willacy County Extension Office
956-689-2412

The College of Agriculture and Human Sciences does not discriminate against anyone regardless of their race, color national origin, religion, sex, gender identity (including gender expression), sexual orientation, disability, age marital status, family/parental status, income derived from a public assistance program, political beliefs, reprisal or retaliation for prior civil rights activity, in any program or activity.

MEMBER & COMMUNITY NEWS



Edinburg Chamber
Leadership Class 34
602 W. University Dr.
Edinburg, Texas 78539

November 2022
Greetings:

Edinburg Leadership Class XXXIV, in partnership with the Edinburg Chamber of Commerce and City of Edinburg, requests your support to provide the leadership class with a successful project completion in June 2023.

Leadership Edinburg is comprised of professionals from local businesses, government, community advocacy organizations, and health institutions. It is designed by the Edinburg Chamber of Commerce to allow class members to interact with one another and members of the community to advance civic engagement efforts between leaders. The nine-month program is structured to help class members understand the problems and opportunities we face through strong leadership skills focusing on politics, education, and quality of life.

CLASS PROJECT

With your gift, we plan to beautify the American Legion Post 408 for our veterans who call this place home. Post 408's members benefit directly from community involvement at the American Legion. There are services and programs provided to help members and their families during times of need with health, insurance, and well-being. Edinburg's veterans at Post 408 welcome the community to stop in anytime to enjoy events throughout the week and view some history, on their walls, of the brave women and men who have served. The American Legion advocates patriotism, honor and continued devotion to fellow service members and veterans.

Upon this project's completion, we will have a grand reveal for the community and the organizations in participation. This will take place on or about June 2023, in front of a wide audience who could benefit from your participation and services. We invite you to partner with us in this initiative for our veterans. The options attached are designed to assist you in finding the right level for your budget and your time.

Your gift is tax deductible to the extent allowed by law. The Edinburg Chamber of Commerce is a 501(c)(6) nonprofit organization (74-0605448) whose mission is to lead the effort in advancing commerce and the quality of life in Edinburg and the region. The Edinburg Chamber fosters service, development, and growth by forging positive relationships, advocating volunteerism, and leadership development.

Best Regards,

Julie Perez/Carlos Garza
Class Co-Liaisons
Leadership Edinburg Class XXXIV
Leadershipedinburg34@gmail.com

Edinburg
THE CITY OF
41st Annual All-America City
David Chavana 10K Run/Walk

Online & walk-in registration begin today!
Monday, December 12, 2022

Entry Fees	10K Run/Walk	Miracle Mile
\$15.00	from Dec 06, 2022 until Feb 01, 2023 (\$5.00 for UTRGV Faculty and Students)	Free
\$5.00	from Dec 06, 2022 until Feb 01, 2023 (for ages 1 to 18)	
\$5.00	from Dec 06, 2022 until Feb 01, 2023	

Race Day Schedule
February 3, 2023 06:00 PM - Miracle Mile
February 4, 2023 08:00 AM - 10K Run/Walk
10:30 AM - Fun Run

For more info: parksandrecinfo@cityofedinburg.com

SCAN TO REGISTER

KBN Seafood & Restaurant
ESPECIALES
MARTES

En la Compra de un Combo el Segundo a Mitad de Precio.

JUEVES Chicharrones **\$1**
VIERNES Huachinangos **\$14.99**

Servidores Públicos 25% de Descuento Todos los días!!!

Cumpleaños del Mes, con su ID, su platillo Individual, es Completamente Gratis!!!

Viernes y Sábado Noche de Karaoke

1601 W. Trenton Rd.
Edinburg, Tx. Suite G
956-603-2344

Domingo a Jueves 11:00am - 9:00pm
Viernes y Sábado 11:00am - 10:00pm


BOYS & GIRLS CLUBS OF EDINBURG RGB PRESENTS

STEAK IN YOUR COMMUNITY
COWBOY UP
For Kids, Buckaroo!

"STEAK" IN YOUR COMMUNITY
01.28.23


TO BENEFIT BOYS & GIRLS CLUBS OF EDINBURG RGB
FOR TICKET AND SPONSORSHIP INFORMATION VISIT
[HTTP://BIDPAL.NET/EDINBURGKIDS](http://BIDPAL.NET/EDINBURGKIDS) OR CALL 956.383.2582

BOYS & GIRLS CLUBS OF EDINBURG RGB

IT'S TIME TEXAS 
COMMUNITY CHALLENGE

CHAMPIONS UNITE!
JOIN THE 2023 COMMUNITY CHALLENGE TODAY!
JAN 9TH - MAR 5TH


>> ITTCommunityChallenge.com




Register Now

TTT
TOP TEXAS TITLE
NETWORKING
SOCIAL



Join us for Tacos and Drinks!

 **TIME**
5:30pm-8:00pm

 **DATE**
February 2, 2023

115 W McIntyre St, Edinburg, TX 78541

Join TOP TEXAS TITLE for our Networking Social, get informed on TTT's remote closing and mobile notary service while enjoying Tacos and Drinks. Bring your business cards!

M MELDEN & HUNT, INC.
CONSULTANTS • ENGINEERS • SURVEYORS


DAMIAN'S HEARTBEAT HERO 5K
2023 RUN/WALK

INAUGURAL

JOIN US FOR OUR POST-RUN MARKET
HOSTED BY TENTS ON 10TH!

8:00AM, SATURDAY, FEBRUARY 11TH, 2023
EDINBURG MUNICIPAL PARK - 714 S. RAUL LONGORIA ROAD
EDINBURG, TX, 78542


BENEFITING: DAMIAN'S HEARTBEAT HERO FUND
T-SHIRT DEADLINE: FRIDAY, DECEMBER 30TH 2022

5K RUN \$25 (MILITARY/FIRST RESPONDER/STUDENT \$15) • MIRACLE MILE \$15 • VIRTUAL \$35
FINISHER MEDALS FOR ALL RUNNERS • CHIP TIMED • AGE GROUP AWARDS • PRIZE RAFFLES
REGISTER: THE ATHLETIC COLLECTIVE, LLC (FACEBOOK) • VALLEY RUNNING COMPANY (CALL) • FOOTWORKS (HARLINGEN)
CONTACT: (956) 400-9589 (AFTER 4:00PM PLEASE) • THEATHLETICCOLLECTIVE@GMAIL.COM

SCAN ME




Edwards
PRESENTS
Cars & Coffee



WE WANT YOU!
YOU AND YOUR VEHICLE ARE INVITED
TO PARTICIPATE IN OUR 2ND ANNUAL
CARS AND COFFEE EVENT

SATURDAY, JANUARY 21ST
9:00 AM - 11:00 AM
AT EDWARDS ABSTRACT EDINBURG

CARS PLEASE ARRIVE BY 8:30AM

 ***LIMITED SPACES AVAILABLE***
TO RESERVE YOUR PARKING SPACE
PLEASE RSVP TO MARK LEWIS (210) 749-0239
BY JANUARY 14TH

Edwards Abstract and Title Co.

SAVE THE DATE!
**19th ANNUAL STATE OF
REAL ESTATE FORUM**
Featuring: Dr. Ted C. Jones, Ph.D.



Dr. Ted C. Jones, Ph.D.
Chief Economist | Sr. Vice President
Director of Investor Relations
Stewart Title Guaranty Company

Thursday, March 2, 2023

8:30 am Registration & Continental Breakfast
9:00-11:00 am State of Real Estate Forum

McAllen Convention Center | 700 Convention Blvd

There is no cost to attend, however, reservations are required.
For more details, please contact:
Elva Jackson Garza, Vice President/Marketing Manager
at: elva.garza@edwardsabstract.com or 956-292-7218.
Registration Deadline | Friday, February 24th

8 Full Service Locations

Brownsville 10751 Fandels Line Road Brownsville, TX 78521-2696 956-542-6777 956-544-0292 (Fax) brownsville@edwardsabstract.com	Brownsville 1650 Paradise Line Road Ste. 102 Brownsville, TX 78521-2696 956-545-6777 956-542-4320 (Fax) brownsville2@edwardsabstract.com	Edinburg 3111 W. Freddy Gonzalez Drive Edinburg, TX 78539 956-383-4951 956-383-5443 (Fax) edinburg@edwardsabstract.com	Harlingen 222 E. Van Soren St., Suite 101 Harlingen, TX 78550-6804 956-425-6777 956-412-1235 (Fax) harlingen@edwardsabstract.com
McAllen 4228 N. McCall Road McAllen, TX 78504 956-682-4951 956-631-3504 (Fax) mcallen@edwardsabstract.com	Mission 2506 E. Griffin Parkway Mission, Texas 78572 (956) 583-1220 (956) 288-4344 (Fax) mission@edwardsabstract.com	South Padre Island 2009 Padre Blvd South Padre Island, TX 78597 956-761-6777 956-701-4613 (Fax) southpadreisland@edwardsabstract.com	Weslaco 107 W. 6th Street Weslaco, Texas 78596 (956) 854-4333 (956) 288-4343 (Fax) weslaco@edwardsabstract.com

 Ask us about Remote Online Notary Services | www.edwardsabstract.com   

EDINBURG CHAMBER OF COMMERCE
Phone: (956) 383-4974
602 W. University Dr.
Edinburg, TX 78539

Visit Us Now

Keep in Touch!





Edinburg Chamber FYI

JAN 2023

Edinburg Chamber Board and Staff Attend City of Reynosa, Tamps. Cultural Corridor Celebration



"We have a very unique life here on the border. We are as old as Texas...no, as old as time! Everything that Texans think of as the culture of Texas really started here...on both sides of the Rio Grande River. "

- Diane Milliken Garza, PhD

Commissioner, Texas Commission of the Arts

The Edinburg Chamber Board and Staff joined Hidalgo County Delegation in the City of Reynosa Tamaulipas for its Cultural Corridor Initiatives.

This event celebrated friendship, culture and family shared between neighboring countries. During the welcome reception at the Centro Histórico - La Casona Issasi, Presidente Municipal Carlos Peña welcomed RGV leaders. Peña hopes to restore Reynosa as a leading tourism destination. Additionally, Peña encouraged its neighbors in the RGV to visit their rehabilitated city of Reynosa as together we can change the narrative of our region.



The Edinburg Chamber would like to thank Commissioner Diane Milliken Garza, of the Texas Commission of the Arts and Mayor Peña for their collaborative efforts in putting this historic event together.

Local Chambers Promote Employment Opportunities for People with Disabilities




EVELYN CANO,
PRESIDENT,
DISABILITY CHAMBER OF
COMMERCE RGV

**DIVERSIFY YOUR
WORKFORCE!**
BEST PRACTICES FOR RECRUITING
QUALIFIED PEOPLE WITH DISABILITIES

Thursday, January 19, 2023
11:30 P.M. - 1 P.M.
Edinburg Chamber Depot
602 W. University Dr. Edinburg, TX

As businesses continue to grapple with a national workforce shortage, one source for talent employers should consider is people with disabilities. Businesses can give themselves a competitive edge and demonstrate their commitment to diversity and inclusion. The Disability Chamber will discuss the benefits of hiring an employee with disabilities and accommodation practices for them, among other topics.

FREE FOR EDINBURG CHAMBER MEMBERS | \$20 FOR NON-MEMBERS
RSVP TO (956) 383-4974

The Edinburg Chamber of Commerce will host its “Diversify Your Workforce!” collaborative workshop with the Disability Chamber of Commerce on Thursday, January 19, 2023, at 11:30 A.M. at the Edinburg Chamber Depot, [602 W. University Dr.](#) The workshop will be catered towards employers who seek talent sources.

The workshop will feature a presentation by Evelyn Cano, President of the Disability Chamber, and will discuss the benefits of hiring an employee with disabilities. As well as the best accommodation practices for them and other related topics.

Evelyn Cano is a parent, advocate, co-founder, and president of the Disability Chamber of Commerce RGV. The Disability Chamber is the fourth cross-disability chamber of commerce in the U.S. and works to promote employment opportunities for people with disabilities. In 2022, Gov. Abbott appointed Cano to the board of Disability Rights Texas.

The workshop is free of charge for Edinburg Chamber Members. For more information on the Edinburg Chamber of Commerce please visit www.edinburg.com.

[Register Now](#)



Welcome New Chamber Members!

The Edinburg Chamber of Commerce is grateful to our new members for their support.

Gold's Gym Edinburg
(956) 381-4653
627 S McColl Rd,
Edinburg, TX 78539

Puretap Water Systems
(956) 783-0711
297 W. Ferguson Ave,
Pharr, TX 78577

Realtor 956 Rene Flores
(956) 250-2084

UPCOMING CHAMBER EVENTS



EVELYN CANO,
PRESIDENT,
DISABILITY CHAMBER OF
COMMERCE RGV

DIVERSIFY YOUR WORKFORCE!

**BEST PRACTICES FOR RECRUITING
QUALIFIED PEOPLE WITH DISABILITIES**

Thursday, January 19, 2022
11:30 P.M. - 1 P.M.
Edinburg Chamber Depot
602 W. University Dr. Edinburg, TX

As businesses continue to grapple with a national workforce shortage, one source for talent employers should consider is people with disabilities. Businesses can give themselves a competitive edge and demonstrate their commitment to diversity and inclusion. The Disability Chamber will discuss the benefits of hiring an employee with disabilities and accommodation practices for them, among other topics.

FREE FOR EDINBURG CHAMBER
MEMBERS | \$20 FOR NON-MEMBERS
RSVP TO (956) 383-4974

[Register Now](#)



Winter Texan Casino Day Is Back!



The Edinburg Chamber & CV will be hosting its second annual Casino Day in appreciation of its returning winter visitors. Sponsorships and exhibitor booths are now available. For more

information please contact the Edinburg Chamber to 956-383-4974 or email marketing@edinburg.com

Get More Info!



[SPONSORSHIP](#)

[EXHIBITOR BOOTHS](#)

WEBINARS & SEMINARS

[Register Now](#)

How To Get A Small Business Grant

Small business grants are an entrepreneur's dream, because they offer money that does not have to be repaid. But finding, applying for and winning small business grants can be daunting. In this webinar, you'll learn:

- The main sources of grants, including both private and federal grants
- Tools for researching small business grants
- Application tips to increase your chances of being successful
- Is there really free money to start a business?
- The current state of COVID-19 small business grants

Jan 19, 2023 10:00 AM in **Central Time (US and Canada)**

[Register Now](#)

Go Texan Program

Build your small business with Go Texan, the program that showcases products and businesses made in the Lone Star state. We'll cover the Texas Department of Agriculture's Trade & Business Development programs and focus on Go Texan marketing program.

The Texas South-West SBDC's have partnered together to bring you expert content to help your small business grow and succeed.

If you are unable to attend, please register anyway. We'll send you a free recording of the webinar to watch on your own time.

[Register Now](#)

MEMBER & COMMUNITY NEWS



Edinburg Chamber
Leadership Class 34
602 W. University Dr.
Edinburg, Texas 78539

November 2022
Greetings:

Edinburg Leadership Class XXXIV, in partnership with the Edinburg Chamber of Commerce and City of Edinburg, requests your support to provide the leadership class with a successful project completion in June 2023.

Leadership Edinburg is comprised of professionals from local businesses, government, community advocacy organizations, and health institutions. It is designed by the Edinburg Chamber of Commerce to allow class members to interact with one another and members of the community to advance civic engagement efforts between leaders. The nine-month program is structured to help class members understand the problems and opportunities we face through strong leadership skills focusing on politics, education, and quality of life.

CLASS PROJECT

With your gift, we plan to beautify the American Legion Post 408 for our veterans who call this place home. Post 408's members benefit directly from community involvement at the American Legion. There are services and programs provided to help members and their families during times of need with health, insurances, and well-being. Edinburg's veterans at Post 408 welcome the community to stop in anytime to enjoy events throughout the week and view some history, on their walls, of the brave women and men who have served. The American Legion advocates patriotism, honor and continued devotion to fellow service members and veterans.

Upon this project's completion, we will have a grand reveal for the community and the organizations in participation. This will take place on or about June 2023, in front of a wide audience who could benefit from your participation and services. We invite you to partner with us in this initiative for our veterans. The options attached are designed to assist you in finding the right level for your budget and your time.

Your gift is tax deductible to the extent allowed by law. The Edinburg Chamber of Commerce is a 501(c)(6) nonprofit organization (74-0605448) whose mission is to lead the effort in advancing commerce and the quality of life in Edinburg and the region. The Edinburg Chamber fosters service, development, and growth by forging positive relationships, advocating volunteerism, and leadership development.


Best Regards,

Julie Perez/Carlos Garza
Class Co-Liaisons
Leadership Edinburg Class XXXIV
Leadershipedinburg34@gmail.com

IT'S TIME TEXAS 
COMMUNITY CHALLENGE


CHAMPIONS UNITE!
JOIN THE 2023 COMMUNITY CHALLENGE TODAY!
JAN 9TH - MAR 5TH

>> ITTCommunityChallenge.com




Register Now

Edwards
 PRESENTS
Cars & Coffee



WE WANT YOU!
 YOU AND YOUR VEHICLE ARE INVITED
 TO PARTICIPATE IN OUR 2ND ANNUAL
 CARS AND COFFEE EVENT

SATURDAY, JANUARY 21ST
9:00 AM - 11:00 AM
AT EDWARDS ABSTRACT EDINBURG
CARS PLEASE ARRIVE BY 8:30AM

 **"LIMITED SPACES AVAILABLE"**
TO RESERVE YOUR PARKING SPACE
PLEASE RSVP TO MARK LEWIS (210) 749-0239
BY JANUARY 14TH





Host Your Next Event with Us!
 Region One Education Service Center
Conference Center

Whether you need a meeting space for team meetings, a conference, or a celebration, make the Region One Conference Center your venue of choice!

Host up to **1,200** participants

Amenities

- 14 State-of-the-Art Meeting Rooms
- Flexible Set-up Options
- In-House Audio/Visual Equipment & Support
- Free Wireless Internet Access
- Over 500 parking spaces available

Location
 1900 W. Schunior Rd.
 Edinburg, Texas 78541

Contact Us: (956) 984-6014 | www.esc1.net/center

★ **Galaxy VR Gaming Lounge** ★
Presents The 1st Annual ★
★  ★
★ **A King's** ★
★ **FIRST** ★
★ **Queen** ★
★ **Mother-Son Dance** ★

.....
 **Sunday, February 5th** 
Time: 4pm-6pm
6pm-8pm Everyone Welcome

• **LOCATION: EDINBURG ACTIVITY CENTER**
123 E PALM DR EDINBURG, TX 78539

\$50 per Couple - \$10/Addt. Guest

BOYS ARE WELCOME TO BRING MOM, AUNT, OR OTHER SPECIAL GUEST! ★

• Fun Activities for All Ages, Photobooth, Arcade, Contests, and Much More! •

• *For More Info or To Order Tickets Contact Galaxy VR at: 956-378-9220
 OR Call /Text 956-393-7799 •

★ **Galaxy VR Gaming Lounge** ★
Presents The 1st Annual ★
★  ★
★ **Ties** ★
★ **and** ★
★ **TIARAS** ★

.....
DADDY - DAUGHTER DANCE

 **SUNDAY, FEBRUARY 5TH**
Time: 2pm-4pm
6pm-8pm Everyone Welcome
Location: Edinburg Activity Center
123 E Palm Dr Edinburg, TX

GIRLS ARE WELCOME TO BRING DAD, UNCLE, GRANDPA OR OTHER SPECIAL GUEST!
ALL AGES WELCOME!

• Fun Activities for All Ages, Photobooth, Arcade, Contests and Much More! •

• *For More Info or To Order Tickets Contact Galaxy VR at: 956-378-9220 OR CALL/TEXT: 956-393-7799 •

MISSION
 901 Travis St #13
 Mission, TX 78572
 956-600-8156

EDINBURG
 2260 S. Bush Hwy 201
 Suite 127/6
 Edinburg, TX 78539
 956-609-9353

WESLACO
 1370 W. Pike St. B
 Weslaco, TX 78596
 956-405-3029



BUDGY PLANS
(for 2 people)
 INCLUDES PER PERSON:
 40 Meals, 8 Protein Donuts,
 4 Detox Gallons (per person)
 4 oz. Pack \$500
 6 oz. Pack \$580
 8 oz. Pack \$640

ALL IN ONE SHRED PLANS
Customized plans that target maximum weight loss results and are made specifically for each person, depending on their body analysis.
 Upgrade fees apply for 6oz portions or Higher.

No. 1	No. 2	No. 3
2 Week Shred \$170	4 Week Shred \$300	6 Week Shred \$430
Average weight loss	Average weight loss	Average weight loss
6-8 pounds	12-15 pounds	15+ pounds
~20 lean meals	~40 Meals	~60 Meals
~6 Pro Nuts	~10 Pro Nuts	~12 Pro Nuts
~4 Detox/Fat Burner	~6 Detox/Fat Burner	~4 Premium Desserts
~Body analysis/measurement tracking	~Body analysis/measurement tracking	~Body analysis/measurement tracking

MONTHLY MEALS ONLY PLANS*

LUNCH ONLY	Lunch & Dinner	EXTREME LEAN (KETO Friendly)
4oz \$135	4oz \$250	Lunch Only \$145
6oz \$145	6oz \$270	Lunch/Dinner \$275
8oz \$150	8oz \$300	



Eat Your Way to Weight Loss!

Follow us on:  @BuildAPrep  @Buildaprepmeals

PROTEIN RICH DESSERTS • DETOXES • CLEANSERS • JUICES

VALENTINE'S EVENING
Saïrêe

SATURDAY 2/11/23
 6PM DINNER SEATING
 845PM DINNER SEATING

—•—
TUESDAY 2/14/23
 5PM DINNER SEATING
 Dinner and A Show with Concerts
 featuring Flamenco Dance Artist
 Daniel Caballero from Madrid, Spain
 with live musicians and performances
 by Flamenco dancers and UTRGV
 Ballet Español students
 UTRGV
 The Center for Latin American Arts

—•—
8PM DINNER SEATING

235 DOLLARS PER COUPLE
 (inclusive of all tax and gratuity)

To purchase tickets please text message
 956.300.5165


 ELEGANT DINING

EDINBURG CHAMBER OF COMMERCE
 Phone: (956) 383-4974
 602 W. University Dr.
 Edinburg, TX 78539

Keep in Touch!



SHARE:

[Join Our Email List](#)



Edinburg Chamber FYI

JAN 2023

Edinburg Chamber Reaches 500 Members!



On Monday, January 23, 2023, the Edinburg Chamber of Commerce (ECC) announced it has reached a new milestone, growing its membership to 500 members.

The ECC would like to thank its members for their continued support. ECC services its members through various initiatives such as networking opportunities, business, and personal development, abundant resources, and much more.

ECC has been servicing the Rio Grande Valley's business community since 1925. ECC has since led the efforts in advancing commerce and the quality of life in Edinburg and the region. The local chamber promotes its efforts by fostering service, development, and growth by forging positive relationships, advocating volunteerism, and leadership development.

For more information on membership please contact the Edinburg Chamber to 956-383-4974 or email membership@edinburg.com.



Leadership Edinburg Education Session

Leadership Edinburg held its Education session last week at the Dustin Sekula Library. The objective of this session was to teach our leadership group about the educational opportunities in Edinburg along with programs and organizations who assist our local school districts succeed. Speakers included Dr. Guy Bailey (UTRGV), Dr. Mario Salinas (ECISD), Dr. Judith Solis (Region One), Dr. Cynthia Chairez (World Scholars), Dr. Narciso Garcia (Vanguard Academy) and Jill Dominguez (IDEA). The Session was presented by Texas Gas Service and was held at the Dustin Sekula Library.



The Edinburg Chamber would like to thank Evelyn Cano, President of the **Disability Chamber of Commerce - RGV**, for presenting its "Diversify Your Workforce" seminar. Our members learned about the benefits and best



Our Director of Marketing & Tourism and the Edinburg CVB tourism committee attended Welcome Home RGV annual Winter Texan Expo to promote our city to

practices of hiring individuals with disabilities. We hope you found this seminar informative. For more information on DCC, visit <https://dccrgv.wildapricot.org/>

thousands of Winter Visitors! For more information on Explore Edinburg visit <https://www.exploreetx.com/>



Welcome New Chamber Members!

The Edinburg Chamber of Commerce is grateful to our new members for their support.



Insomnia Cookies
1637 W. University Drive
Edinburg, TX 78539
9563700154



Novelty Behavioral Health
956-777-0483
1409 S. 9th Ave STE 143
Edinburg, TX



Garza Martinez PLLC
(956) 335-4900
202 E. Sprague St.
Edinburg, TX 78539

Wake & Bake
(956) 624-0452

UPCOMING CHAMBER EVENTS

EDINBURG
SHADE OF COUNTRY

JOIN US FOR A

RIBBON *Cutting*



INSOMNIA COOKIES
1637 W. UNIVERSITY DR.
EDINBURG, TX 78539
FRIDAY, JANUARY 27, 2023
11:00 A.M.

EDINBURG
SHADE OF COUNTRY

JOIN US FOR A

RIBBON *Cutting*



KBN SEAFOOD & RESTAURANT
1601 W. TRENTON RD SUITE G
EDINBURG, TX 78539
FRIDAY, JANUARY 27TH 2023
12:00 P.M.



EDINBURG CHAMBER OF COMMERCE PRESENTS

EFFECTIVE COMMUNICATION

GUEST SPEAKER:

Sabrina Walker Hernandez

FRIDAY, FEBRUARY 3, 2023

8:30 A.M. - 10:00 A.M.

EDINBURG CHAMBER

602 W. UNIVERSITY DR, EDINBURG, TX

FREE FOR EDINBURG CHAMBER MEMBERS

\$20 FOR NON-MEMBERS

Business Coaching & Consulting



SUPPORTING WORLD HOPE





SAVE THE DATE

REAL ESTATE INDUSTRY MIXER

FEBRUARY 9, 2023 | 4:30 P.M. - 7:00 P.M.



Winter Texan Casino Day Is Back!

EXPLORE EDINBURG

THURSDAY FEB 17, 2023
11:30 A.M. - 3 P.M.

WINTER TEXAN CASINO DAY!

LIVE MUSIC | CASINO GAMES PRIZES | DANCE

REGION ONE SERVICE CENTER
1900 W SCHUNIOR ST, EDINBURG, TX

CALL EDINBURG CHAMBER FOR TICKETS
(956) 383-4974 | TICKETS \$7

The Edinburg Chamber & CV will be hosting its second annual Casino Day in appreciation of its returning winter visitors. Sponsorships and exhibitor booths are now available. For more information please contact the Edinburg Chamber to 956-383-4974 or email marketing@edinburg.com

[Get More Info!](#)



[SPONSORSHIP](#)

[EXHIBITOR BOOTHS](#)

WEBINARS & SEMINARS

POWER OF BUSINESS PLANNING

DATE: JANUARY 25, 2023
 TIME: 2:00 PM-3:00 PM CST
 PLACE: LIVE WEBINAR
 FEE: NONE

[REGISTER HERE](#)

UTRGV.EDU/SBDC

Do you have a business plan for your new or existing small business?

A business plan shares who you are as a business, what you are selling; how you will get your products/services to market; who is your target market and how you will reach them; how much capital it takes to launch or expand; and how much profit you can make.

This document is not only used to keep you on track but can also be used with lenders and investors.

Session highlights:

- The importance of business planning
- What is a business plan
- Uses of a business plan
- Components of a business plan

Presented by:
 Arturo Gonzalez
 Senior Business & Trade Advisor
 UTRGV Small Business Development Center

Hosted and promoted by:
 This session is offered by the UTRGV SBDC with promotional support from its Resource Partner Network.

UTRGV SBDC Resource Partner Network

Funded in part through the State of Texas and a Cooperative Agreement with the U.S. Small Business Administration.
 Reasonable accommodations for persons with disabilities or limited English proficiency will be made if requested at least two weeks in advance. Contact the UTRGV SBDC at 956-465-7528.

RSVP

PAYROLL COMPLIANCE

DATE: JANUARY 26, 2023
 TIME: 10:00 AM-12:00 PM CST
 PLACE: LIVE WEBINAR
 FEE: NONE

[REGISTER HERE](#)

UTRGV.EDU/SBDC

Are you planning to hire employees?

Hiring employees involves more than just signing a paycheck. Before hiring employees, business owners must understand and prepare for the additional obligations that come with being an employer.

This workshop sheds light on the compliance requirements of payroll.

Session highlights:

- Steps to meeting general State and Federal requirements
- Laws and types of payroll taxes business owners must pay
- Contact information for the different agencies that govern payroll taxes
- Helpful resources

Presented by:
 Cristina Cantu
 Senior Business & HR Advisor
 UTRGV Small Business Development Center

Hosted and promoted by:
 This session is offered by the UTRGV SBDC with promotional support from its Resource Partner Network.

UTRGV SBDC Resource Partner Network

Funded in part through the State of Texas and a Cooperative Agreement with the U.S. Small Business Administration.
 Reasonable accommodations for persons with disabilities or limited English proficiency will be made if requested at least two weeks in advance. Contact the UTRGV SBDC at 956-465-7528.

RSVP

Save The Date!

ENTREPRENEURSHIP BOOTCAMP

For Individuals With Disabilities

THURSDAY 03/30/2023

Edinburg Conference Center at Renaissance
**Limited Seating Available*

FOR MORE INFORMATION CONTACT:
NAVIGATORS@WFSOLUTIONS.ORG

workforce SOLUTIONS
A Division of the Texas Workforce Commission

IN PARTNERSHIP WITH

Edinburg **WORKFORCE SOLUTIONS**

EQUAL OPPORTUNITY IS THE LAW

LOWER RIO GRANDE VALLEY WORKFORCE DEVELOPMENT BOARD DBA WORKFORCE SOLUTIONS IS AN EQUAL OPPORTUNITY EMPLOYER PROGRAM AND AUXILIARY AIDS AND SERVICES ARE AVAILABLE UPON REQUEST TO INDIVIDUALS WITH DISABILITIES. TYTITION VIA RELAY TEXAS SERVICE AT TTY: (713) 1-800-735-2881 / 800-735-2888 (VOICE).

RSVP

Entrepreneurship Bootcamp for Veterans and Individuals with Disabilities

Workforce Solution will host its first Entrepreneurship Bootcamp for veterans and Individuals with a disability. This one-day boot camp is catered for Veterans and those with a disability looking to kick-start a new business venture or current small business. RSVP today:

Interested in doing business with the city of Edinburg?



Scan code to register



Vendor Training

The City of Edinburg Purchasing Division has partnered with OpenGov and is excited to announce our transition from a solely paper-based bid solicitation process to a fully automated web-based electronic bidding software.

We are excited to show our vendors how to use this tool! Please join us for our training.

Date January 25, 2023

Time 10:00 AM CST

Location City Hall 415 W University Dr, Edinburg, TX 78539



@cityofedinburg

HOW TO DO BUSINESS WITH HIDALGO COUNTY

REGISTER BID PROCESS GET PAID 2023



GROW YOUR BUSINESS

JOIN US

Hidalgo County Auditor's Office and Purchasing Department, in conjunction with UTRGV Apex Accelerator, formerly known as Procurement Technical Assistance Center, are committed to supporting local businesses by hosting a joint Vendor Outreach Event.

Businesses are welcome to come and learn about doing business with the county. Businesses will learn about the services available to them through UTRGV, vendor registration, identifying contracting opportunities, invoicing process, and more!

JANUARY 26, 2023 | 2:30PM-4:30PM

**1407 E FREDDY GONZALEZ DR
ROOM ECESS 1.300
EDINBURG, TX 78542**

SCAN CODE



TO REGISTER



(956) 381-2626

www.hidalgocounty.us



(956) 665-7550

www.utrgv.edu/ptac



Google Maps



Scan Code

VISITOR PARKING PERMITS WILL BE EMAILED ONE DAY PRIOR TO THE EVENT AND MUST BE DISPLAYED ON THE DASHBOARD TO AVOID CITATIONS.

MEMBER & COMMUNITY NEWS

BOYS & GIRLS CLUBS OF EDINBURG RGV PRESENTS



NEW DATE & LOCATION

02.04.23

RANCHO GUADALUPE

3 1/2 BIG 5, EDINBURG, TX 78541

TO BENEFIT BOYS & GIRLS CLUBS OF EDINBURG RGV
FOR TICKET AND SPONSORSHIP INFORMATION VISIT
FOR MORE INFORMATION CONTACT
DAISY MARTINEZ (CED) AT 956.383.2582




TTT

TOP TEXAS TITLE

NETWORKING

SOCIAL

Join us for Tacos and Drinks!

TIME: 5:30pm-8:00pm

DATE: February 2, 2023

115 W McIntyre St, Edinburg, TX 78541



Join TOP TEXAS TITLE for our Networking Social, get informed on TTT's remote closing and mobile notary service while enjoying Tacos and Drinks. Bring your business cards!

M MELDEN & HUNT, INC.
CONSULTANTS • ENGINEERS • SURVEYORS

Galaxy VR Gaming Lounge
Presents The 1st Annual



A King's FIRST Queen

Mother-Son Dance

Sunday, February 5th

Time: 4pm-6pm
6pm-8pm Everyone Welcome

Location: EDINBURG ACTIVITY CENTER
123 E PALM DR EDINBURG, TX 78539

\$50 per Couple - \$10/Adtt. Guest

BOYS ARE WELCOME TO BRING MOM, AUNT, OR OTHER SPECIAL GUEST!

Fun Activities for All Ages, Photobooth, Arcade, Contests, and Much More!

*For More Info or To Order Tickets Contact Galaxy VR at: 956-378-9220
OR Call /Text 956-393-7799

Galaxy VR Gaming Lounge
Presents The 1st Annual



Ties and TIARAS

DADDY - DAUGHTER DANCE

pre-sale
\$50
per couple
+\$10/ addt. guest

SUNDAY, FEBRUARY 5TH

Time: 2pm-4pm
6pm-8pm Everyone Welcome

Location: Edinburg Activity Center
123 E Palm Dr Edinburg, TX

GIRLS ARE WELCOME TO BRING DAD, UNCLE, GRANDPA OR OTHER SPECIAL GUEST!

ALL AGES WELCOME!

Fun Activities for All Ages, Photobooth, Arcade, Contests and Much More!

*For More Info or To Order Tickets Contact Galaxy VR at: 956-378-9220 OR CALL/TEXT: 956-393-7799

IT'S TIME TEXAS

COMMUNITY CHALLENGE

CHAMPIONS UNITE!

JOIN THE 2023 COMMUNITY CHALLENGE TODAY!

JAN 9TH - MAR 5TH

>> ITTCommunityChallenge.com

Register Now

Join the Team That Makes a Difference Every Day!

Employee Full-Time Benefits

- Various & Flexible Shifts
- Shift Differentials
- Professional Advancement
- Competitive Pay
- Employee Referral Bonus
- Employee Perks

DHR Health Career Fair

HIRING FOR ALL POSITIONS!

Thursday, January 26, 2023 6:30 PM - 8:30 PM

Dave & Buster's

2700 W. Expwy. 83, Ste. 100 • McAllen, TX 78501

Apply at workintexas.com

JO#15779134 | <https://tinyurl.com/2oymxubu>

Ask Us About Our Sign-On Bonus!

FIND YOUR CALLING ON THE FRONT LINE

U.S. Border Patrol Information Sessions

9 AM - 12 PM | Workforce Solutions Office

Friday, Jan. 6 - Edinburg Office

Wednesday, Jan. 11 - Weslaco Office

Tuesday, Jan. 24 - Edinburg Office

Tuesday, Jan. 31 - Edinburg Office

Apply at workintexas.com

JO#15365913

<https://tinyurl.com/2ncbvmp2>

Qualifications for Employment Eligibility

- U.S. citizen with a valid driver's license
- One year of full time work experience (35+ hours) or a Bachelor's Degree with a 3.0 GPA
- Have resided in the U.S. for at least 3 of the last 5 years (military exception)
- Referred for selection prior to your 40th birthday (waiver for veterans)
- No drug use within the last 2 years.

Edinburg Office

2719 W. University Dr.

Edinburg, Tx 78539

Contact:

Tel: (956) 380-0008

Weslaco Office

2290 W. Pike Blvd. #100

Weslaco, Tx 78596

Contact:

Tel: (956) 519-4300

workforce SOLUTIONS

Lower Rio Grande Valley Workforce Development DBA Workforce Solutions is an equal opportunity employer/program and auxiliary aids and services are available upon request to individuals with disabilities. TTY/TDD via RELAY Texas service at 711 or (TDD) 1-800-735-2988/1-800-735-2988 (voice).

Este documento contiene información importante sobre los requisitos, los derechos, las determinaciones y las responsabilidades del acceso a los servicios del sistema de la fuerza laboral. Hay disponibles servicios de idioma, incluida la interpretación y la traducción de documentos, sin ningún costo y a solicitud.

DHR Health proudly meets the federal definition of a "physician-owned hospital" (42 CFR 5.489.3). As required by law, a list of the hospital's physician owners and investors is available at www.dhrhealth.com. DHR, Ltd. and its affiliated entities comply with applicable Federal civil rights laws and do not discriminate on the basis of race, color, national origin, age, disability, or sex.

Unemployed or looking for a Full-Time Job?



**Call us to learn more about Initial Job Search
CCS and Short Term Training:**
956-969-6100
956-519-4300

Visit our website for a list of training programs:
<https://wfsolutions.me/ETPS>

EQUAL OPPORTUNITY IS THE LAW

Under the federal anti-discrimination laws passed by the U.S. Congress, Workforce Solutions is an equal opportunity employer/program and assists with and refers to the services provided to individuals with disabilities. TDD/TTY: 956-519-4300. TDD/TTY: 956-969-6100. TDD/TTY: 956-519-4300.

Este documento contiene información importante sobre los requisitos, los derechos, las discriminaciones y las responsabilidades del cliente a los servicios del sistema de la fuerza laboral. Para obtener servicios de cliente, incluya la información y la información de documentación en el momento de la solicitud.

Training Programs less than 3 months!

Enroll in Short-Term Training for better work opportunities!

Available trainings such as:

- Truck Driving
- Bus Driving
- Phlebotomy
- Welding
- Nurse Assistant

PLUS, qualify for 3 months of FREE Child Care Services while in training!



A proud partner of the AmericanJobCenter network

EDINBURG CHAMBER OF COMMERCE
Phone: (956) 383-4974
602 W. University Dr.
Edinburg, TX 78539

Visit Us Now

Keep in Touch!



Edinburg Chamber of Commerce | 602 W. University Drive, Edinburg, TX 78539

[Unsubscribe chamber@edinburg.com](mailto:unsubscribe_chamber@edinburg.com)

[Constant Contact Data Notice](#)

Sent by chamber@edinburg.com

SHARE:

[Join Our Email List](#)



Edinburg Chamber FYI

JAN 2023

EDINBURG CHAMBER NEWS



America's Best Tae Kwon Do Named Member of the Month

Congratulations to our January Member of the Month, America's Best Tae Kwon Do-Karate and Mixed Martial Arts! Americas Best offers martial arts classes to men, women, and children of all ages and backgrounds. The martial arts are for everyone, not just a few athletically gifted people. Located at 1510 S Sugar Rd, STE 200. For more information, please call 956-534-0447



Effective Communication Seminar To Be Held Feb 3.

Join the Edinburg Chamber of Commerce for an informative seminar on Effective Communication presented by Sabrina Walker-Hernandez, of Supporting World Hope.

Learn how effective communication can help your team improve their communication skills and build stronger relationships with one another.

[RSVP NOW](#)



Edinburg Chamber to host Real Estate Industry Mixer

The Edinburg Chamber of Commerce (ECC) will host a Real Estate Mixer as a part of their Industry Mixer Series. The professional networking event will be hosted on Thursday, February 9, 2023, at H.W. Seafood & Steakhouse, 613 E. Trenton Rd from 4:30 P.M. - 7:00 P.M.

From realtors to contractors the ECC welcomes all professionals in the real estate industry.

RSVP will be required by calling ECC at (956) 383-4974. For more information on ECC please visit www.edinburg.com



Insomnia Cookies is officially open!

Edinburg, TX is the Valley's first Location for Insomnia Cookies.

The Late-Night Munchies Magnet is set up next door to UTRGV and provides students and patrons with a unique shot of sugar & creative sweets! Located at 1637 W University Dr, Edinburg, TX.



Congratulations **KBN Seafood & Restaurant** on your ribbon-cutting ceremony! This is a NEW restaurant in the city of Edinburg. Bringing to you a variety of fresh seafood. Located on 1601 W Trenton Rd. Suite G, Edinburg, TX. For more information call (956) 603-2344



WELCOME
NEW MEMBERS



VISIT WWW.EDINBURG.COM FOR A FULL LIST OF CHAMBER MEMBERS

UPCOMING CHAMBER EVENTS



The Edinburg Chamber & CV will be hosting its second annual Casino Day in appreciation of its returning winter visitors. Sponsorships and exhibitor booths are now available. For more information please contact the Edinburg Chamber to 956-383-4974 or email marketing@edinburg.com

Get More Info!



SAVE THE DATE!
MARCH 2-5, 2023

[SPONSORSHIP](#)

[EXHIBITOR BOOTHS](#)

WEBINARS & SEMINARS

SCORE Webinars for Your Success



LIVE SMALL BUSINESS WEBINARS EXPERT INSIGHTS & HOW-TOS

Attend **SCORE** webinars **LIVE** to participate in the Q&A and receive the slides. Can't attend live? [Register anyway](#) and we'll send the replay.

RSVP

Get Your Local Business on Google Search and Maps

Learn how your business can appear on Google search and Google maps by creating a Google Business Profile.

Tue, Feb 14, 2023 1:00 PM EST

RSVP



Save The Date!

**ENTREPRENEURSHIP
BOOTCAMP**
For Individuals With Disabilities

**THURSDAY
03/30/2023**

**Edinburg Conference
Center at Renaissance**
**Limited Seating Available*

FOR MORE INFORMATION CONTACT:
NAVIGATORS@WFSOLUTIONS.ORG

**workforce
SOLUTIONS**
Partnership of the American Job Center network

IN PARTNERSHIP WITH

Edinburg **EDINBURG** **TEXAS**
WORKFORCE SOLUTIONS
Vocational Rehabilitation Services

EQUAL OPPORTUNITY IS THE LAW
LOWER RIO GRANDE VALLEY WORKFORCE DEVELOPMENT BOARD: WFS SOLUTIONS IS AN EQUAL OPPORTUNITY
EMPLOYER/PROGRAM AND AUXILIARY AIDS AND SERVICES ARE AVAILABLE UPON REQUEST TO INDIVIDUALS WITH DISABILITIES.
TTY/TDD VIA RELAY TEXAS SERVICE AT 711 OR (702) 1-800-735-2969 1-800-735-2969 (VOICE).

Entrepreneurship Bootcamp for Veterans and Individuals with Disabilities

Workforce Solution will host its first Entrepreneurship Bootcamp for veterans and Individuals with a disability. This one-day boot camp is catered for Veterans and those with a disability looking to kick-start a new business venture or current small business. RSVP today:

RSVP



**RIVER
BASIN
FLOOD
STUDY**
LRGV
REGION

Public Open House

Puertas Abiertas al Público

Help Protect Our Communities from Flooding

Ayuda a Proteger a Nuestras Comunidades de la Inundación

WHEN: February 1, 2023
CUANDO: 4:00 PM to 7:00 PM

WHERE: Edinburg City Hall, Council Chamber
DONDE: 415 W University Dr.
Edinburg, Texas 78539



Scan the QR Code for In
Person & Virtual Registration
Escanee el código QR para el
registro en persona y virtual

Texas General Land Office | George P. Bush, Commissioner | recovery.texas.gov | 1.844.893.8937

Lower Rio Grande Valley (LRGV) River Basin Flood Study

Join us at the Open House to:

Únase a la reunión pública:

- 💧 Learn about new flood risk information
Aprender más información sobre los riesgos de inundación
- 💧 Share your insights about flooding hot spots
Compartir sus ideas sobre las áreas de inundación frecuente
- 💧 Help your community plan for the future
Ayudar a su comunidad planificar para el futuro

RSVP glofloodstudies.lrgv@recovery.texas.gov
By January 27, 2023, 5:00 PM



Texas General Land Office
Community Development and
Revitalization
P.o. Box 12873
Austin, Texas 78711-2873



Scan the QR Code for In
Person & Virtual Registration
Escanee el código QR para el
registro en persona y virtual



TO LEARN MORE VISIT:

<https://recovery.texas.gov/planning-studies/river-basin-study/index.html>



RSVP & QUESTIONS:

(956) 603-2228

Community Development Block Grants for Disaster Recovery are Allocated by the U.S. Department of Housing And Urban Development and are Administered by the Texas General Land Office, as the Governor's Designated State Agency.

MEMBER & COMMUNITY NEWS

BOYS & GIRLS CLUBS OF EDINBURG RGV PRESENTS



STEAK IN YOUR COMMUNITY
COWBOY UP
For Kids, Backscool!

NEW DATE & LOCATION

02.04.23

RANCHO GUADALUPE
3 1/2 BIG 5, EDINBURG, TX 78541

TO BENEFIT BOYS & GIRLS CLUBS OF EDINBURG RGV
FOR TICKET AND SPONSORSHIP INFORMATION VISIT
FOR MORE INFORMATION CONTACT
DAISY MARTINEZ (CED) AT 956.383.2582




TTT
TOP TEXAS TITLE
**NETWORKING
SOCIAL**

Join us for Tacos and Drinks!

 TIME
5:30pm-8:00pm

 DATE
February 2, 2023

115 W McIntyre St, Edinburg, TX 78541

Join TOP TEXAS TITLE for our Networking Social, get informed on TTT's remote closing and mobile notary service while enjoying Tacos and Drinks. Bring your business cards!




M M M MELDEN & HUNT, INC.
CONSULTANTS • ENGINEERS • SURVEYORS

WE ARE HIRING

WE ARE LOOKING FOR ENTHUSIASTIC INDIVIDUALS TO JOIN OUR TEAM!

COMPETITIVE PAY!

WALK-IN INTERVIEWS
FEBRUARY 1ST AND 2ND
WEDNESDAY- THURSDAY
10AM-5PM
BERT OGDEN ARENA - MAIN ENTRANCE

POSITIONS AVAILABLE:

- CASHIERS
- BARTENDERS
- HAWKERS
- COOKS
- SERVERS
- DISHWASHERS
- SUPERVISORS
- SOUS CHEF
- 6 MORE



RGV CONCESSIONS
PART-TIME • FULL-TIME • WEEKEND • OFF-PEAK HOURS

WE WANT YOU!

Call for more information!
Erika Hernandez
ehernandez@rgvconcessions.com
(956) 510-6413



BERT OGDEN ARENA



U.S. BORDER PATROL

FIND YOUR CALLING ON THE FRONT LINE

U.S. Border Patrol Information Sessions
9 AM - 12 PM | Workforce Solutions Office

Friday, Jan. 6 - Edinburg Office
Wednesday, Jan. 11 - Weslaco Office
Tuesday, Jan. 24 - Edinburg Office
Tuesday, Jan. 31 - Edinburg Office

Apply at workintexas.com
JOB#15365913
<https://tinyurl.com/2nbcvmp2>

Qualifications for Employment Eligibility

- U.S. citizen with a valid driver's license
- One year of full time work experience (35+ hours) or a Bachelor's Degree with a 3.0 GPA
- Have resided in the U.S. for at least 3 of the last 5 years (military exception)
- Referred for selection prior to your 40th birthday (waiver for veterans)
- No drug use within the last 2 years.

Edinburg Office
2719 W. University Dr.
Edinburg, TX 78539
Contact:
Tel: (956) 380-0008

Weslaco Office
2290 W. Pike Blvd. #100
Weslaco, TX 78596
Contact:
Tel: (956) 519-4300

workforce SOLUTIONS EQUAL OPPORTUNITY IS THE LAW

Equal Opportunity Employer. EEO/AAE. This document is for informational purposes only. It does not constitute an offer of employment. The information contained herein is for informational purposes only. It does not constitute an offer of employment. The information contained herein is for informational purposes only. It does not constitute an offer of employment.

KNEEBAR + ACHILLES LEG LOCK
IVAN VASYLCHUK AT VLAD KULIKOV'S



2001 WEST TRENTON ROAD, EDINBURG TX

CONTACT COACH VLAD 845-421-8809 EMAIL: VLAD@SAMBOFUSION.COM
 PRICE FOR ONE DAY \$70 TOPICS: ACHILLES LOCK ON 26TH/FEB
 TWO DAYS \$120 KNEE BAR ON 27TH/FEB

2525 S. CLOSNER BLVD.
 EDINBURG, TEXAS 78541
 (956) 383-2712

Love is in the Air! We have great gift ideas.
Shop with us for your Special Someone this Valentine's Day!



BOUTIQUE HOURS:
 MONDAY THRU SATURDAY
 10:00AM - 6:00PM

Made with PosterMyWall.com

Edinburg THE CITY OF

IT'S TIME TEXAS 2023 COMMUNITY CHALLENGE

Register and compete in the Community Challenge by downloading the app. Log your daily healthy habits like drinking water, going for a walk and eating a healthy snack so you can earn points and prizes. Make sure you select Edinburg as your city! Challenge ends March 5, 2023.

HOW TO PARTICIPATE

Download the It's Time Texas mobile app! →

By downloading the app, you can track your progress by reporting activities such as:

- Healthy Meals
- Physical Activity
- Water Consumption

Sign up!

Once downloaded, it will ask you to enter your email address. Follow the steps by entering your information.

- Community is EDINBURG
- For school District Sub-Challenge, select YES if you represent/attend a school in Edinburg.
- Search for Edinburg CISD
- How did you hear about the challenge: City/Government

Earn Points by:

- 500 Points: Activation of account
- 500 Points: Pledge - this is located on the home screen
- 50 points: Any reported activity (limit is 15 entries)
- 100 points: Check-In feature (check in Edinburg events that are listed)

Visit ittcommunitychallenge.com for more info.

Edinburg THE CITY OF

41st Annual All-America City

David Chavana 10k Run/Walk

Online & walk-in registration begin today!
 Monday, December 12, 2022

Entry Fees

Event	Fee	Period
10K Run/Walk	\$15.00	from Dec 06, 2022 until Feb 01, 2023
	\$5.00	(\$5.00 for UTRGV Faculty and Students) from Dec 06, 2022 until Feb 01, 2023 (for ages 1 to 18)
Fun Run	\$5.00	from Dec 06, 2022 until Feb 01, 2023
Miracle Mile	Free	

Race Day Schedule

Date	Time	Event
February 3, 2023	06:00 PM	Miracle Mile
February 4, 2023	08:00 AM	10K Run/Walk
	10:30 AM	Fun Run

For more info: parksandrecinfo@cityofedinburg.com

Galaxy VR Gaming Lounge
Presents The 1st Annual



A King's
FIRST
Queen
Mother-Son Dance

Sunday, February 5th

Time: 4pm-6pm
6pm-8pm Everyone Welcome

Location: EDINBURG ACTIVITY CENTER
123 E PALM DR EDINBURG, TX 78539

\$50 per Couple - \$10/Addt. Guest

BOYS ARE WELCOME TO BRING
MOM, AUNT, OR OTHER SPECIAL GUEST!

Fun Activities for All Ages, Photobooth, Arcade, Contests, and Much More!

*For More Info or To Order Tickets Contact Galaxy VR at: 956-378-9220
OR Call /Text 956-393-7799

Galaxy VR Gaming Lounge
Presents The 1st Annual



Ties
and
TIARAS

DADDY - DAUGHTER DANCE

pre-sale
\$50
per couple
+\$10/addt. guest

SUNDAY, FEBRUARY 5TH

Time: 2pm-4pm
6pm-8pm Everyone Welcome

Location: Edinburg Activity Center
123 E Palm Dr Edinburg, TX

GIRLS ARE WELCOME TO BRING DAD, UNCLE, GRANDPA OR OTHER SPECIAL GUEST!

ALL AGES WELCOME!

Fun Activities for All Ages, Photobooth, Arcade, Contests and Much More!

*For More Info or To Order Tickets Contact Galaxy VR at: 956-378-9220 OR CALL/TEXT: 956-393-7799



LET'S GIVE BACK!



BARREL HOUSE GIVES !!

Every Monday - Wednesday from 4-10PM, Barrel House Kitchen + Bar will be donating a kid's meal to an ECISD child in need with the purchase of an adult entree!

**WE'RE
TOGETHER**



Monday-Wednesday
4-10PM



1927 S Tourist Dr.
Edinburg, TX. 78539



Barrel House Kitchen + Bar will be teaming up with our customers to give back to the children in our ECISD community!

EDINBURG CHAMBER OF COMMERCE
Phone: (956) 383-4974
602 W. University Dr.
Edinburg, TX 78539

Keep in Touch!



[Visit Us Now](#)


Edinburg Chamber of Commerce | 602 W. University Drive, Edinburg, TX 78539

[Unsubscribe chamber@edinburg.com](mailto:chamber@edinburg.com)

[Constant Contact Data Notice](#)

Sent by chamber@edinburg.com

MUSEUM OF SOUTH TEXAS HISTORY



Date: February 13, 2023
To: City of Edinburg
From: Museum of South Texas History
Re: Monthly report

The Museum of South Texas History hereby submits its report for work performed during the month of January 2023, much of which is directly supported by funding from the City of Edinburg. Communications, community engagement, archival and exhibits work are all directly supported by City contributions, as are the other departmental work, as listed below.

**ACTIVITY FOR
JANUARY 2023**

COMMUNICATIONS

Summary (1/31/2023)

Communications Team is currently working on several graphic design projects in relation to exhibits and special programming; scheduling and coordinating outreaches with the East Foundation and UTRGV FESTIBA; and finishing any projects from 2022.

Website

Posted (3) press releases

CEO

Submitted NEH media project grant proposal
Tech support for January Monthly Board Meeting

Exhibits

Borderlands-An Illustrated History by José Cisneros
Promoted exhibit on social media
Promoted custom-order products on social media
Nativity Scene Collection
Promoted on social media
Furniture That Built The Valley
Working on Title and Introduction panels

Development

Heritage Ranch Gala
Took photographs at Margo Ranch
Sent Save the Date ad to SOCIALIFE

The Great Historical Shootout
Designed and completed flier
Planet Texas 2050
Met with team to discuss 2023 contract

Community Engagement

Sunday Speaker Series, Jan. 15 and Jan. 29
Jan. 15: Margarita Longoria and Trinidad Gonzales
Jan. 29: Juan Carmona and Donna ISD students
Promoted presentation on social media
Took photographs during presentation
Posted photographs on Facebook
Recorded presentation
Heritage and History Day
Designed, finalized and ordered postcards and fliers
Created Facebook event
Posted on social media to promote
Vanguard Family Day
Met with Vanguard Academy personnel to discuss Vanguard Family Day
Completed 2022 Sunday Speaker Series recordings

Education

Coordinated Sgt. Gonzalez Letters Workshop agenda
Posted docent/gallery host opening on social media and website

Collections

Took photographs of Plan de San Diego reproductions to Duvall County Museum
Met to discuss Pages from the Past Museum Book Club
Met to discuss MOSTHistory Collection Series

Communications

Met with Earned Revenue Group
Attended Edinburg Tourism Group Meeting at the Edinburg Chamber
Attended Winter Texan Expo Jan. 18
Met with Museum Studies student
Reviewed Humanities Texas videos
Attended Webber & Jackson land for staff development
Met with UTRGV to discuss Charreada activities
Scheduled Constant Contact email for February
Sent three articles to SOCIALIFE
Recorded voiceovers for Margaret H. McAllen and Pan American College
basketball videos
Stories from the Rio Grande
Coordinated voiceover work with Melissa Peña
Edited and published episode one of season five

UTRGV FESTIBA

- Confirmed participation with Dahlia Guerra
- Coordinated outreach materials with UTRGV athletics for 60th anniversary NAIA basketball championship

TAM 2023 Conference

- Submitted one Wilder entry
- Submitted two TAMMIE entries
- Confirmed lodging and transportation logistics
- Registered staff
- Confirmed session logistics

THC Real Places Conference

- Finalized session PowerPoint
- Met with UTRGV art design students
- Assigned to create new rental rack card
- Assigned to create new pamphlet

Borderlines newsletter

- Met to assign content

Museum Pláticas

- Live stream on YouTube and Facebook
- Special guests featured Natasha Altema and Sabrina Walker-Hernandez
- Digital Content numbers:
 - Facebook (live and prerecorded)
 - 212 views
 - 213 YouTube (live and prerecorded)
 - 24 views

ARCHIVES AND COLLECTIONS REPORT

Acquisitions and loans—working with collections

Melissa traveled to Austin to pick up a collection of Mexican art from Ron Stone. This will be added to the previous donations he has given and together they will all be part of the Sylvia Stern Stone collection. Collections that have been processed this month include a Storybook Crystal book container with four drinking glasses depicting important medical centers throughout Edinburg's history, donated by Priscilla De La Cruz. Various land titles of Porciones 69 & 70, as well as digital photos of the Payne's family genealogy, donated by Mary Ellen Stocker. Black history material such as individuals and biographies from the RGV, Baha'i religion ephemera, and Al Ramirez materials, donated by Valerie Ramirez. PDFs of genealogy documents of the donor's great-great grandfather John Bourbois, donated by Thelma Jackson.

Condition report photos have been updated for the Freddy Gonzalez Elementary loan for the year. Reproductions of the Plan de San Diego and the code wheel were printed for display purposes at the Duval County Museum for the El Plan de San Diego Official Texas Historical Marker anniversary on January 28, 2023.

Interpretation—bringing the collections to life

The Museum of South Texas History preserves and presents the borderland heritage of South Texas and northeastern Mexico...

Melissa created a display of the Freddy Gonzalez letters for an ECISD workshop. Kelly and Luna participated in a Zoom call with Planet Texas to discuss how our database CatalogIt works and how it can be incorporated into the projects we are working on with Planet Texas.

Patrons and public—serving the community

Kelly and Susie attended the Winter Texan Expo. There was a new patron in this month doing research on Mexican American civil rights, and another researcher who traveled from Washington to review the Plan de San Diego.

Planning and progress—using best practices for continual improvement

Melissa pulled all the artifacts from the General Store and Mexican Revolution exhibit cases, she then performed assessments of and cleaned all the items before putting them back on display. Kelly has started working on a collection of documents from the Sid Hardin law firm that was pulled from backlog. Susie continues to process institutional archives.

Summary

The year is off to a strong start with several new donations, new patrons, and continuation of processing backlog and cleaning exhibits.

EDUCATION REPORT

School Tours and Contracts

- During the month of January 2023, 1,666 students and 148 teachers toured the museum. From September 2022 to January 2023, a total of 6,448 students have visited the museum.
- Facilitated school tours to include new agreements with several IDEA schools, Harlingen CISD, La Villa ISD, Sharyland ISD, RGV Catholic Home Schoolers, and the Instituto de Piaget (Reynosa, Tamps., MX).
- Reached out to current school leaders that include specialized departments such as Secondary Career and Technology areas, Girl Scout Troops, and private schools.

Outreach and Community Engagement:

- Extended invitations to retirees, retirement villages, winter tourists and area organizations.
- Reached out to area school district administrators and curriculum leaders.
- Planned and facilitated the *first* ECISD Freddy Gonzalez' letters" writing curriculum. Approximately 21 middle school teachers attended a Saturday workshop.

General duties

- Reviewing and exploring potential grants and museum opportunities.

- Reviewed current MOST curriculum to include the Agriculture/Farming Industry (i.e., FFA, 4-H, etc.).

Community Visit:

- Monday, January 30, 2023 - The museum staff members were invited to visit the Webber and Jackson historical cemeteries in south San Juan, Texas. We were provided with much historical content related to the historic “underground railroad” to Mexico. We hope to establish a museum exhibit for this unique period of south Texas history.

COMMUNITY ENGAGEMENT

Sunday Speaker Series:

- Margarita Longoria, Trinidad Gonzales and Sylvia Sánchez presented “Living Beyond Borders: Growing up Mexican in America Book Plática” on January 15.
- Juan Carmon and Donna High School Mexican American Studies students presented “Words from the 1919 Canales Commission on the Texas Rangers” on January 29.

Outreach and Community Engagement:

- Edinburg North High School Orchestra students performed solos in the museum’s Grand Lobby, to prepare for their upcoming competition, on Saturdays during free community hours. Coordinated by director Moises Llanes.
- René Ballesteros attended the Winter Texan Expo coordinated by Welcome Home RGV and hosted at the McAllen Convention Center.
- René Ballesteros attended the American Association of State and Local History Educators and Interpreters Committee meeting and joined the Resources and Toolkit Sub-committee.
- Helped coordinate partnership with the Duval County Museum for an upcoming State Historical Marker unveiling for the Plan de San Diego in January.

General Duties and Team Projects:

- Planning and coordinating for Heritage and History Day special event scheduled for Saturday, February 11 from 10a.m. to 3p.m.
- Met with Vanguard Academy and GearUp staff to plan Vanguard Family Day in April.
- Attended the staff visit to the Webber Cemetery and Jackson Family Ranch Church on January 29.
- Participated in monthly Strategic Planning Committee meeting.
- Coordinated Community Board questions and conducted data entry with the help of museum staff.
- Coordinated Museum Studies student workers for the 2023 Spring semester.
- Submitted press releases for all programs to the museum’s Communications staff.
- Coordinated costume room, hands on materials and events materials storage.

Visitor Comments: Submitted by Visitor Services Host, Osiel Uribe

- “Great display of Borderlands. Friendly staff” said M. Laxton from Windsor, ON, Canada.
- Fidel Ruiz from Monterrey, Mx said “Great respect for history at both sides of the border. Gran respeto para la historia de los dos lados de la frontera.”

- Virgina Alvarez from McAllen, Tx said: “Loved everything. The history is amazing, loved every exhibit. My children enjoyed and recognized the history they are learning in school. Will definitely return. Thank you.” This was their first time visiting the museum.
- Dave & Pat Preston from Menomonie, WI said: “very interesting & informative exhibit. Loved learning about Texas.”
- “Very interesting, complete & well presented. Thank you for a wonderful 3 hr. visit" said Monique Chantal & Peter Schnell. They are from High River, Alberta Canada and was their first time visiting the museum.
- Roxela & Ashley Enrique from McAllen, Tx said: “Muy interesante toda la informacion que proporcionan. Nos gusto todo esperamos volver pronto. Gracias.” (Translation: Very interesting the information that is provided. We enjoyed everything and hope to return soon.)

FACILITIES AND SECURITY

Summary:

The following facility related activities were performed in January: ADT Fire Systems troubleshoot service for fire alarm panel (fire light sensors are outdated: 20+ years in use, the type we have installed are no longer made and parts difficult to acquire). Coordinating with ADT on a future planned phase for replacement of outdated fire light sensors throughout the main building and annex sections in a fiscally phased method to lessen the museum’s financial burden. Maintenance and repairs on the Looney Park windmill completed; two-day HVAC service from Tex-Air. Fire alarm audible annual certification for main building and annex; fire extinguisher annual certifications; several rental and outside sourcing use of the Courtyard Gallery (i.e., rentals, meetings, training sessions). Pest control service and recycling of cardboard materials. **-Pending:** Heritage & History days set up; FESTIBA presentation preparations; elevator certifications pending. Change of electric breaker box panel at Quonset building-pending contractor work start date.

Ongoing:

Building Issues and Maintenance:

1910 Jail: Reviewing security requirements for pending “Gold” exhibit and exhibit planning. ADT estimate for additional security measures required for the exhibit.

Main Building: HVAC service, Fire Alarm Panel glitch due to outdated system working with ADT tech on plan for phased changeover to minimize museum financial burden. Plan will be presented to BAO prior to any commitment for approval.

Annex: Change water damaged ceiling panels.

Looney Park: Windmill repaired & serviced; landscape changeover Winter to Spring growing season.

Parking Areas, Arrevalo, Palacios lots: Addressing items of concern listed by Sutton Inspection Bureau (Palacios lot) - Electric Breaker Box. Arrevalo lot maintenance.

Dumpster & Trash Service: Edinburg Recycling – Cardboard

The Museum of South Texas History preserves and presents the borderland heritage of South Texas and northeastern Mexico...

Pest Control: Service on 16 January 2023 provided.

Fire, Safety & Suppression: Annual certifications for fire extinguishers and audible alarms.

Security: Consideration in replacement of the east and south side annex doors; they pose a security risk. One parking light is out in the main parking lot, two lights out in the north parking lot of the museum.

DEVELOPMENT REPORT

FRIENDships: Renewal notices were sent to those whose FRIENDships were due in January, past due from December and would be coming due in February. Plans were made to set up Sales stations at the upcoming Heritage & History Day on February 11, 2023.

Rentals: There were two daytime rentals and one evening rental in January.

2022-24 Strategic Plan: Work continues on development of various plans concerning contribution and earned revenue as per the strategic plan. Also, participated in policy review as per the strategic plan.

Heritage Associate Drive: The 2023 Heritage Associate Drive hit the ground running in January. By the end of the month, 53% of the 189 donor goal had been met and 54% of the \$377,500 goal had been met.

Grants Report: *(reported by Maria Rodriguez, Grants Coordinator/Assistant Development Officer)*

Active Grants this month: 2; Cumulative active grant awards remaining, \$8,000 (cash)

1. **The Lady Bird Johnson Wildflower Center Seed Grant:** has partnered with [Native American Seed](#) to provide Seed Grants to Texas schools, nonprofits, and other worthy educational or child-centered organizations for creating wildflower demonstration areas on their campuses, enhancing existing wildflower plantings or other educationally directed projects. Seed Grants are not available for projects in private residences. Seed Grants provide recipients with a gift certificate between \$100 to \$500 to purchase native wildflower and/or grass seeds from Native American Seed. **\$500.00/0%**
2. **“Families and University Together as a Unit for Research and Education (FUTURE): Connecting Hispanic Families to Geosciences Through Community Informal Learning Network”:** The goal of the proposed project, FUTURE (Families and University Together as a Unit for Research and Education), is to test and examine an approach to stimulate Hispanic participation in geosciences by connecting families (parents and students/children) through an informal learning network (in geosciences). With the experience gained in a previous GEOPATHS project, the leadership team will expand and scale up the established platform and infrastructure of its existing program transforming the traditional Geoscience Learning Ecosystems (GLEs) while nurturing the Hispanic

Geoscience workforce in a way that it can be expanded nationally. This project is for three years at \$2,500 per year. \$2,500/0% (Per three years for a total of \$7,500)

Grants Applications Pending this Month

1. **Texas Travel Industry Recovery Grant Program: \$20,000** (TTIR) was established by Senate Bill 8 during the 87th Legislature, Third Special Session, to administer \$180 million of funds received from the Coronavirus State Fiscal Recovery Fund, which was established under the American Rescue Plan Act of 2021. The purpose of TTIR is to provide grants for the recovery of Texas businesses in the tourism, travel, and hospitality industry that were negatively impacted due to COVID-19. TTIR will support the Texas tourism, travel, and hospitality industry by making grant funds available to businesses negatively impacted by COVID-19 to improve safety, customer service, and hospitality within their operations and further encourage travel and tourism industry recovery.
2. **Elizabeth Huth Maddux Charitable Foundation: \$40,000** This is a request for \$40,000 to help fund the Gold Exhibit. This exhibit adds excitement to the history of South Texas and can change how we tell the story of the region. The San Diego Gold

story is about a man who buried hundreds of gold coins that he owned under his house, fearing the federal government would take his gold as a result of a Depression-era law signed by President Roosevelt in 1933. Dr. Garcia's enigmatic presence and considerable activity as philanthropist will change how the museum tells stories about South Texas.

3. **NEH Underground Railroad to South Texas: \$57,954** This media development focuses on the Underground Railroad to South Texas, as it is narrated by family stories and supported by emerging historiographical scholarship. Those family narratives have been only dubiously accepted by historians and scholars. Recent scholarship by historians, biographers, anthropologists, geographers, and the Museum of South Texas History is expanding the historical inquiry through a series of research and public programs intended to enhance the understanding of this episode in American History. This history helps inform the historical issues of slavery, race, and identity as they relate to the Texas-Mexico borderland.

EXHIBITS

Summary:

January was a planning month for Exhibits and Collections. Melissa met with other departments to compare calendars of work so ideas and goals align.

Exhibit Work:

The Bishop Peña's nativities exhibit came down. It was well received by the public and will be a holiday staple.

In order to work on the permanent exhibits, Melissa has decided to install one spotlight exhibit that will run from February to May. Furniture that Built the Valley will display a bed from the Vela family, a desk from the Bentsens, and the organ from the Jackson family church. These

The Museum of South Texas History preserves and presents the borderland heritage of South Texas and northeastern Mexico...

pieces will be in the annex hallway and upstairs in the mezzanine. Each will have signage explaining the family's significance to the valley. This will be installed the first week of January.

February 10th is Al Ramirez's 100th birthday. Because the museum has such a large collection of his, Melissa decided a small display would be timely. This will have a few items from each part of his life; early life, Air Force, bilingual education, printing, and mayoral. This will run until the end of February.

(LONG TERM EXHIBITS)

Summary: Long-term exhibit activity in January mainly involved groundwork for improvements in some of the River Frontier, River Highway, and River Crossroads areas. Routine maintenance occurred also.

River Frontier: Work continued for selected upgrades to the Spanish Exploration exhibits, including the case with period swords, helmets, and crossbow. The chainmail "hauberk" in that same case is still on loan, pending feedback from the Royal Armouries Museum in London, regarding its authenticity, prior to considering purchase. Improved mounts for the swords and related objects were being sketched and measurements taken.

In addition, groundwork continued for renovating the nearby case containing the large iron-bound chest, with the overall theme of trade between Spain and her overseas empire, including New Spain (Mexico) and China by way of Manila (Philippines). Both trade links had influence in this region.

River Highway: In addition to planning out upgrades for the Republic of Mexico area, improved content for the Mexican War area and the Cattle Kingdom ranch area is being worked up from file notes.

River Crossroads: Selected upgrade ideas for the WWII home front area are under consideration, along with the Barrack, 124th Cavalry, and Manhattan Project units.

Maintenance item: A pendant light in the Packing Shed was removed by Juve Barron for repair and reinstallation.

1910 Jail: Installed in 2020 and opened in early 2021, the 1910 Jail Exhibit showcases the museum's grandest artifact—the jail building itself. The great drama of the 1913 hanging of Abram Ortiz remains the compelling story of this exhibit, but a civics lesson is integrated into the entirety of the experience. Visitors are encouraged to think about voting jury composition, and the death penalty. Riveting stuff at the 1910 Jail.

Off-site exhibits: No known changes with the off-site exhibits at the Edinburg Chamber of Commerce, the Melden & Hunt Building in Edinburg, and the Speer Library in Mission.

Note: The Edinburg C of C exhibit, about the Southern Pacific Railroad's arrival in 1927, has been in place since about 1997, and is overdue for attention (on the 2023 radar screen.)

BUSINESS ADMINISTRATION

The Museum of South Texas History preserves and presents the borderland heritage of South Texas and northeastern Mexico...

January 2023 for February 21, 2023

Business Administration

The museum's overall attendance for the month of January was 220% higher when compared to prior year attendance.

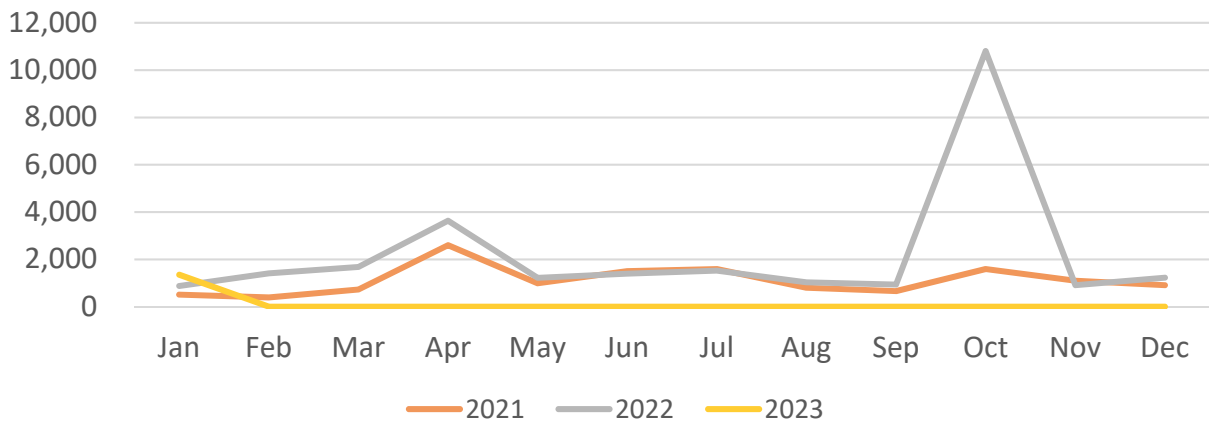
Museum store revenues for January were 150% versus 2022. Museum store revenue was 107% versus budget in January.

Information Technology

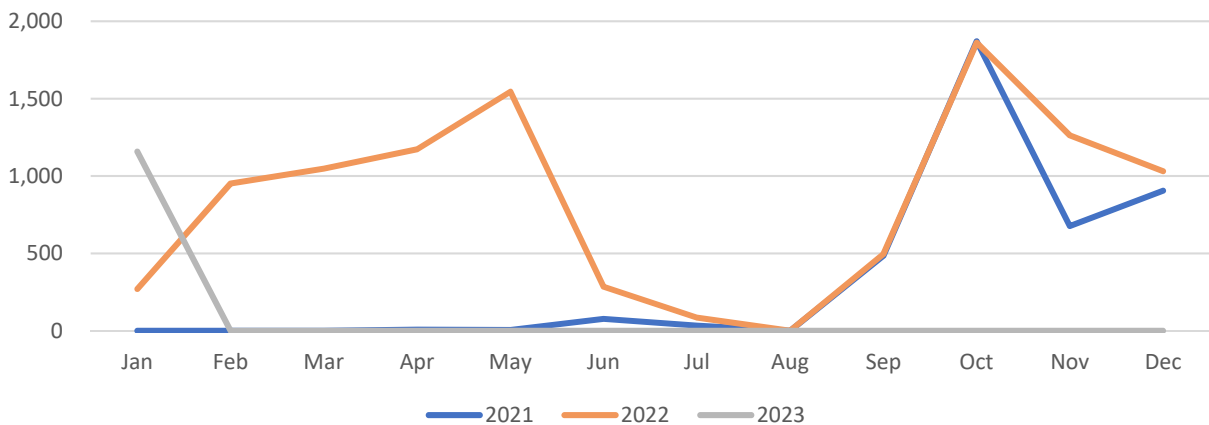
The museum's migration to Microsoft's cloud-based services (Office365) has afforded the museum staff to work (and collaborate) seamlessly via Team's videoconferencing with 24/7 access to museum files.

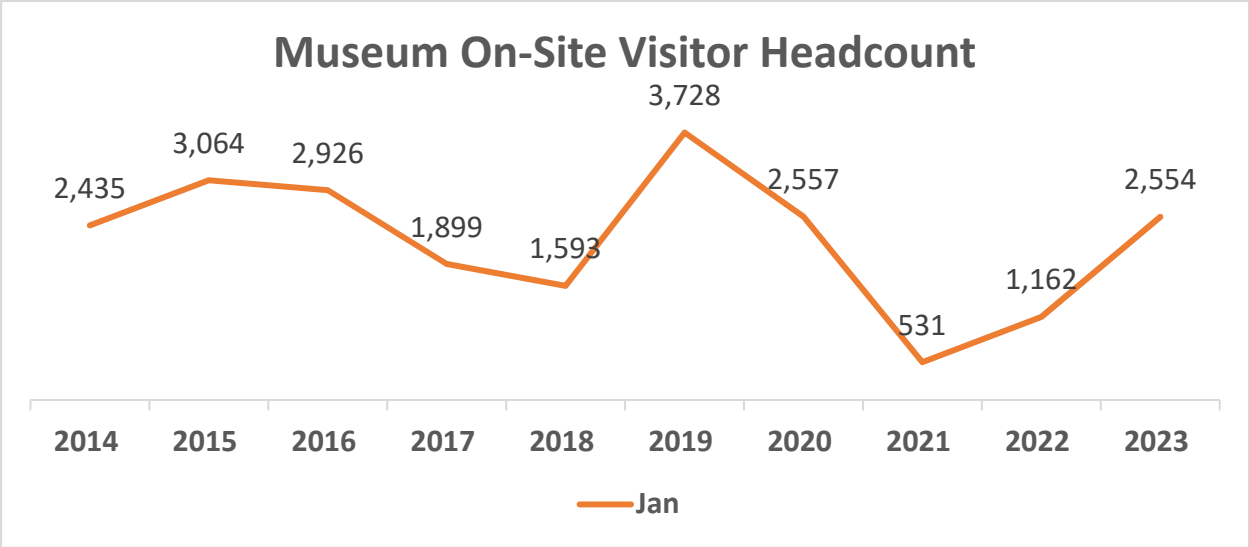
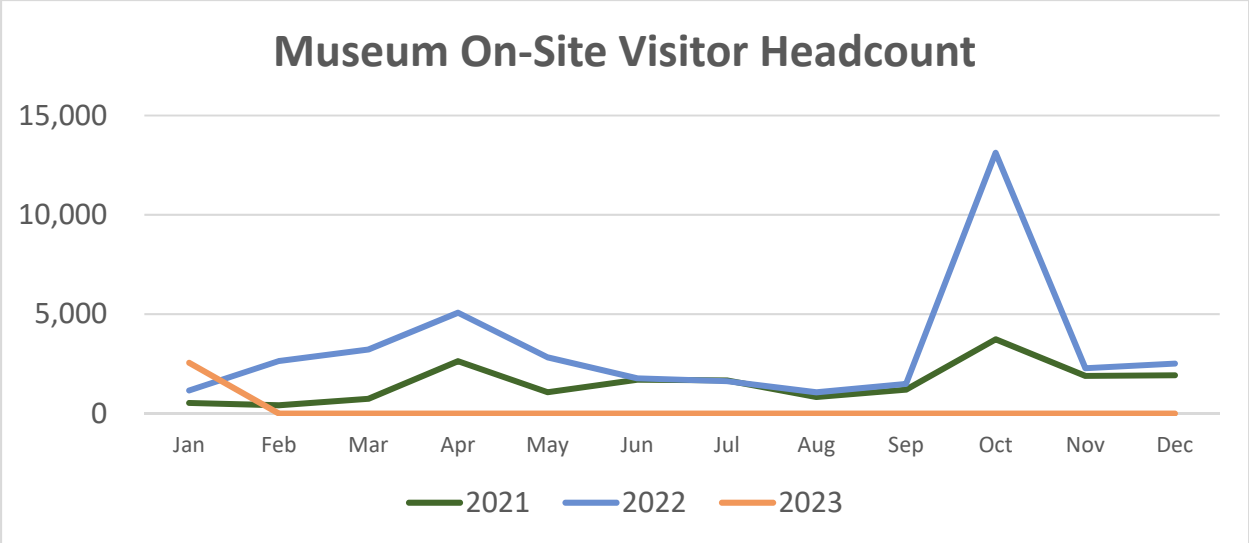
2023		1					
Types of Visitors:	Jan	vs. 2022	Jan YTD	vs. 2022		Jan	vs. 2022
Exhibit/Programs	1,351	154.0%	1,351	154.0%		52.9%	52.9%
Tours	1,158	428.9%	1,158	428.9%		45.3%	45.3%
Archives	6	300.0%	6	300.0%		0.2%	0.2%
Business	39	300.0%	39	300.0%		1.5%	1.5%
Rentals	0	0.0%	0	0.0%		0.0%	0.0%
Gala/Fandango	0	0.0%	0	0.0%		0.0%	0.0%
Subtotal	2,554	219.8%	2,554	219.8%		100.0%	100.0%
Outreach	8,414	122.3%	8,414	122.3%		---	---
Grand Total	10,968	---	10,968	---		---	---
# of Tours	19	237.5%	19	237.5%		---	---
# of Programs	5	125.0%	5	125.0%		---	---
# of Program Attend...	406	2706.7%	406	2706.7%			
Free Admission	533	206.6%	533	206.6%		20.9%	20.9%
Paid Admission	863	136.1%	863	136.1%		33.8%	33.8%
Exhibit - Tours	1,158	428.9%	1,158	428.9%		45.3%	45.3%
Total	2,554		2,554			100.0%	100.0%

Exhibit / Programs Visitors Headcount

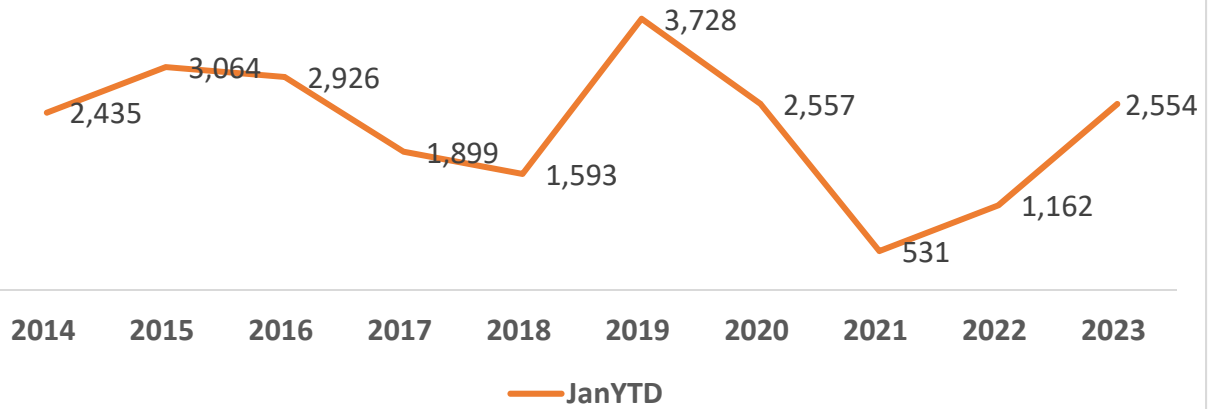


School Tour Headcount

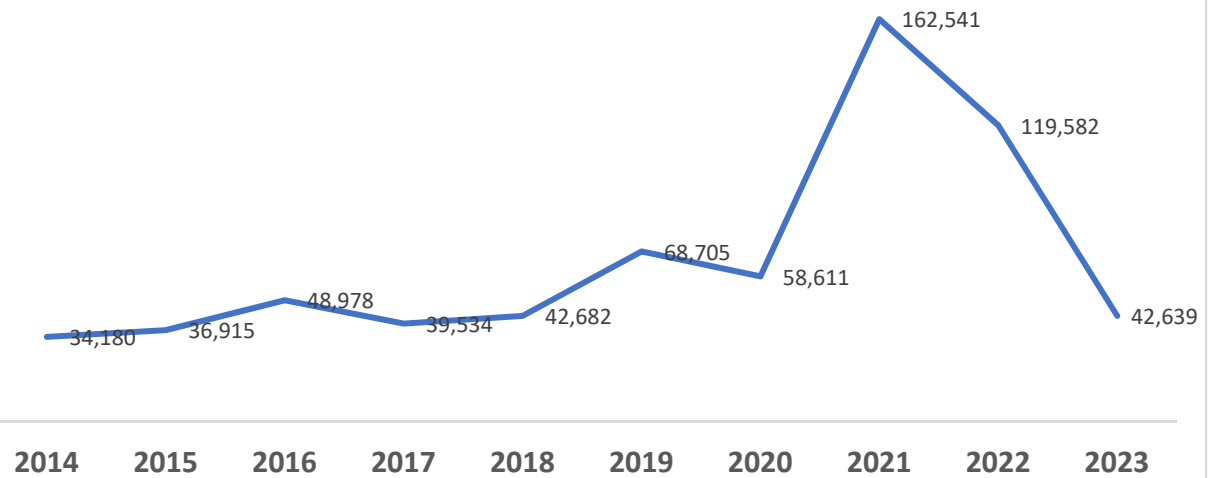




Museum On-Site Visitor Headcount



Museum Outreach/Virtual Headcount



Synopsis of January Financials

Balance Sheet:

Working capital (excluding operating reserves) was \$988K, an increase of \$124K since 1/31/2023. More specifically, \$828K of the working capital assets were unrestricted cash-in-bank. The current liability as of 1/31 was \$154K. The quick ratio (excluding operating reserves) is 7:1.

Investments in the Museum's Operating Reserve market value increased in January by \$36K. The portfolio recognized actual realized gains/(losses) of \$0K in January. Investments in our Endowment Fund increased in market value by \$196K in January. There were 10 sales transactions in our Endowment's portfolio during January resulting in actual realized gains/(losses) of \$2.3K.

P&L (YTD):

The January P&L reflects a net surplus of \$117K, an \$11K favorable variance. Revenues, net of the non-cash in-kind contribution line item, are favorable by \$1K.

On the expense side of the equation, the favorable expense variance of \$11K consists of a mixed bag of line items. The most notable favorable variances are Insurance \$1K, and Wages (and related costs) \$9K.

3Yr-YTD P&L Comparison:

Revenues:

41500 Grants: 2021 & 2022 reflects EIDL, Tijerina and Smithsonian grants.

43500 HA FRIENDships: 2023 reflects higher than expected HA drive.

44000 Admissions: 2023 reflects no visitors coming to the museum.

44400 Fees/Classes: 2023 reflects workshops for ECISD & UTRGV.

44500 Student Fees: 2023 reflects more school tours scheduled.

45000 Store Sales: 2023 reflects School tours store sales higher than forecasted.

Expenses:

50100 Archives, Collections, Exhibits: 2023 reflects Archival supplies.

50300 Educaiton/Grants: 2023 reflects recognition of workshop expenses.

50600 Advertising: 2020 reflects advertising for Heritage & History Day.

52000 Insurance: 2022 reflects lower pricing for property insurance.

53200 Salaries & Wages: 2023 reflects Cost of living wage increase vs. prior years.

56000 Repair & Maintenance Expenses: 2023 reflects windmill repairs.