




# DEPARTMENTAL MONTHLY REPORTS

## MARCH 2023



# TABLE OF CONTENTS

## **AVIATION**

Aviation .....	04
----------------	----

## **BUILDING SAFETY**

Building Safety .....	11
Code Enforcement	
Building Permits	

## **CITY SECRETARY/CITY HALL**

Legislative History .....	26
Records Processing	
Passports Processing	
Vital Statistics	
City Hall:	
Bids, RFQs, and RFPs	
Postage Processing	

## **GRANTS ADMINISTRATION**

Grants Administration .....	36
-----------------------------	----

## **COMMUNICATIONS AND MEDIA**

Social Media .....	44
--------------------	----

## **ENGINEERING**

Engineering .....	95
-------------------	----

## **FINANCE**

Finance .....	100
---------------	-----

## **FIRE**

Fire Suppression.....	194
Fire Prevention	

## **HUMAN RESOURCES**

Human Resources .....	220
Benefits and Wellness	
Civil Service	
Risk Management	



## **INFORMATION TECHNOLOGY**

Information Technology .....	227
------------------------------	-----

## **LIBRARY AND CULTURAL ARTS**

Library and Cultural Arts .....	230
---------------------------------	-----

## **MUNICIPAL COURT**

Municipal Court .....	236
-----------------------	-----

## **PARKS AND RECREATION**

Parks and Recreation .....	239
World Birding Center	
Edinburg Golf Courses	

## **PLANNING & ZONING**

Planning & Zoning .....	258
-------------------------	-----

## **POLICE**

Police .....	262
--------------	-----

## **PUBLIC WORKS**

Public Works .....	271
--------------------	-----

## **SOLID WASTE MANAGEMENT**

Solid Waste Management .....	274
------------------------------	-----


## **UTILITIES**

Systems .....	279
Water Plant	
Wastewater Plant	

## **NON CITY DEPARTMENT REPORTS**

Boys & Girls Clubs of Edinburg-RGV .....	281
Edinburg Chamber of Commerce .....	292
Hidalgo County Historical Museum .....	320

# AVIATION



# Fuel Sales

March 2023 sales total: \$110,699.00

Fuel Prices: Jet-A \$6.95 full service    100LL \$6.52 self-service



# Airport Activities

## Equipment Operator:

- Airfield and perimeter inspections
- Vehicles and equipment inspections
- Airside and landside mowing
- Airfield pond pumping
- Wildlife hazard mitigation
- Runway lighting and navaid maintenance
- training

## Line Service Technician:

- Fuel truck inspection
- Fuel flow gallonage report
- Fuel sales invoices
- City and courtesy vehicles inspections
- Runway inspections
- Fuel inventory reports
- Unicom communication with air traffic
- Aircraft ground handling line services including marshaling, refueling, baggage handling

## Other:

- Aircraft operations statistics including arrivals, departures, and touch & go
- Bulk fuel purchases and receipts up to 7,700 gallons
- Recurring fuel & filtration quality control testing including Millipore
- Aeronautical and non-aeronautical customer interaction
- City buildings maintenance and repairs – terminal, hangars, offices
- NOTAM initiation/cancellation
- Area weather monitoring
- Recurring rotor wing and fixed wing medevac operations including Driscoll Children's Hospital
- Edinburg PD marked unit daily post during business hours
- Airport security – contract security officer
- Received from vendor AARC: Tier II report verification submittal to TCEQ
- Wildlife mitigation efforts
- Aircraft take-offs and landings total: **715**

# Meetings & Events


## Meetings:

### “Where we plan for the future...”

- DoA admin team “Morning Flight”
- PIPAC - Eddie
- Directors’ - Eddie
- CoE Internal Marketing – Eddie
- Rock’N’Roll team - Eddie
- DOA recurring safety and staff meetings
- City Council meetings - Eddie

## Events:

- 3/1 – AARC recurring SWP3 compliance inspection
- 3/1 – H.R. EAP meeting in conference room – staff
- 3/1 – Hometown Of Heroes attendance - Eddie
- 3/3 – SOTC Directors’ walkthrough – Eddie
- 3/3 – Colon Cancer Awareness Group Photo – Eddie
- 3/4 – Fiesta Edinburg parade float
  - Alexis, City departments, Eddie
- 3/6 – DPS hangar Pre-con video conference
  - Cassie, Eddie
- 3/7 – PARD herbicide application at EBG
- 3/7 – SOTC Assistants’ and staffers’ walkthrough – Rita
- 3/9 – State Of The City Address – Cassie, Rita, Alexis, Eddie
- 3/10 – Aviation Advisory Board meeting at City Council Chambers – Eddie, Cassie, Rita
- 3/11 – E.A.A. chapter meeting in terminal conference room - Eddie
- 3/13 – H.W.Lochner engineer airfield markings inspection – Cassie, Eddie
- 3/16 – TSI Inspire Zoom – Rita
- 3/21 – Title VII Discrimination and Harassment Prevention training – Cassie, Rita, Manny, Eddie
- 3/22 – Back to Basics Annual Training – Alexis, Cody, Daniel
- 3/23 – Back to Basics Annual Training – Manny, Rita, Juan, Cassie
- 3/24 – DPS Groundbreaking Event Logistics – Eddie, Cassie, Rita, Alexis
- 3/24 – Army National Guard meetings at terminal conference room
- 3/25 – Back to Basics Annual Training - Eddie
- 3/27 – The Wall That Heals route & safety logistics Zoom meeting – Eddie
- 3/28 – Equipment dropoff meeting w/GL for DPS hangar construction – Cassie
- 3/28 – EEDC meeting attendance – Eddie
- 3/29 – DHR Health – Expanded Collaboration with TAMU press conference – Eddie
- 3/29 – Charlie’s Plumbing Service Hanger 3 at EBG
- 3/30 – Edinburg PD training at race track
- 3/31 – Safety Meeting: Camera use by the Public at City Facilities - Eddie



# Projects!

**DPS hangar construction**  
**Notice To Proceed**  
**granted by TXDoT**  
**NTP + 300 days**



**\$180,000**

**From the Texas Department of Transportation to study the drainage infrastructure at the South Texas International Airport at Edinburg**

**In Progress**



# EBG's guests, returning and itinerant

6





**Ahead...**

7

**Employment opportunity:**


**Lead Line Service Technician - 1 vacancy**

**Next Aviation Advisory Board Meeting:**

**May 11, 2023 airport terminal conference room**



# BUILDING SAFETY



**CITY OF EDINBURG  
BUILDING SAFETY  
CALENDAR YEAR REPORT  
MONTH OF MARCH, 2023**

<b>PERMITS (No.)</b>	<b>THIS MONTH</b>	<b>THIS MONTH LAST YEAR</b>	<b>THIS YEAR TO DATE</b>	<b>LAST YEAR TO DATE</b>
BUILDINGS	221	166	494	411
PLUMBING	162	141	403	353
ELECTRICAL	160	133	441	402
AIR-CONDITIONING	76	74	201	240
OTHER (HEALTH, GS, IRR.)	408	182	997	418
<b>TOTAL</b>	<b>1027</b>	<b>696</b>	<b>2,536</b>	<b>1,824</b>
<u>PERMIT FEES (\$)</u>				
BUILDINGS	\$ 98,225.00	\$ 41,426.00	\$ 182,431.00	\$ 95,678.00
PARKLAND	72,300.00	3,900.00	109,800.00	13,500.00
PLUMBING	22,806.00	15,652.00	55,630.00	46,499.00
ELECTRICAL	14,061.00	9,750.00	34,849.00	40,393.00
AIR-CONDITIONING	5,446.00	10,077.00	15,462.00	38,209.00
OTHER (HEALTH, TABC, GS)	14,731.00	18,347.00	34,389.00	47,739.00
<b>TOTAL</b>	<b>\$ 227,569.00</b>	<b>\$ 99,152.00</b>	<b>\$ 432,561.00</b>	<b>\$ 282,018.00</b>
<u>INSPECTIONS (No.)</u>				
BUILDINGS	957	1082	2,721	2,836
PLUMBING	594	605	1,663	1,546
ELECTRICAL	421	410	1,275	1,081
AIR-CONDITIONING	282	262	864	668
OTHER (HEALTH, CE, CC, IRR)	897	835	2,711	2,362
<b>TOTAL</b>	<b>3,151</b>	<b>3,194</b>	<b>9,234</b>	<b>8,493</b>
<u>PERMIT VALUATIONS (\$)</u>				
NEW HOMES	11,518,063.00	9,889,013.00	26,816,602.00	23,773,031.00
RES. ALTERATIONS	1,242,311.00	1,203,750.00	3,351,750.00	3,768,170.00
MULTI-FAMILY	23,746,049.00	907,700.00	27,899,849.00	3,373,070.00
COMMERCIAL: NEW	3,125,500.00	1,303,800.00	37,070,372.00	2,535,660.00
COMM. ALTERATIONS	10,201,337.00	2,665,567.00	12,124,780.00	4,560,829.00
<b>TOTAL</b>	<b>\$ 49,833,260.00</b>	<b>\$ 15,969,830.00</b>	<b>\$ 107,263,353.00</b>	<b>\$ 38,010,760.00</b>

Mar-23

**CITY OF EDINBURG/BUILDING SAFETY  
CALENDAR YEAR REPORT  
MONTH OF MARCH, 2023**

**HOUSING ADDITIONS**

	THIS MONTH	THIS MONTH LAST YEAR	THIS YEAR TO DATE	LAST YEAR TO DATE
NEW CONSTRUCTION SINGLE-FAMILY	55	61	134	137
MOVED IN	0	0	0	1
MOVED OUT & DEMO.	3	2	4	4
ADDITIONS/REMODELS	82	51	186	230

**MULTI-FAMILY**

	BLDGS.	UNITS	BLDGS.	UNITS	BLDGS.	UNITS	BLDGS.	UNITS
ONE-UNIT BUILDING	0	0	1	1	0	0	1	1
TWO-UNIT BUILDINGS	151	302	7	14	167	334	21	42
THREE/FOUR UNITS	0	0	0	0	0	0	2	8
FIVE OR MORE UNITS	0	0	0	0	1	12	0	0
<b>TOTALS</b>	151	302	8	15	168	346	24	51

**COMMENTS:**

Mar-23

**CITY OF EDINBURG  
BUILDING PERMIT REPORT  
ISSUED 03/01/2023 TO 03/31/2023**

**COMMERCIAL:**

PERMIT #	OWNER	BUSINESS NAME	ADDRESS	LOT	BLOCK	SUBDIVISION	AMOUNT VALUE	SQ FT
BLDC-2022-12486	CITY OF EDINBURG	CITY OF EDINBURG	1601 STADIUM DR	2		KELLY-PHARR TRACT	\$479,000.00	264
BLDC-2022-12370	VERTURO FUND ASSET I, LLC	UNIVERSITY VILLAGE CLUBHOUSE	530 S STATE HIGHWAY 336 CLUB HOUSE			THE VILLAGE	\$1,000,000.00	4,687
BLDC-2023-14017	IRINEO CAPETILLO	KAPAL WAREHOUSE	7730 N I-69C	0	0	SANTA CRUZ GARDENS UT NO. 2	\$450,000.00	10,500
BLDC-2023-13884	JESSICA SHANE	CINNAHOLIC	1715 W TRENTON RD 111	5	0	CONCORD PLAZA	\$175,000.00	1,700
BLDC-2023-14120	NICOLAS ELIZONDO	BARBER	2802 S RAUL LONGORIA RD STE 2	1	1	RESERVE AT CANTON	\$20,000.00	1,460
BLDC-2023-14231	PSVM INVESTMENTS	STAR CHIROPRACTIC	2104 S MCCOLL RD STE D	15	275	TEX-MEX SURVEY	\$25,000.00	1,555
BLDC-2023-14317	MAI P PHAN	SKY NAIL & SPA	3515 N CLOSNER BLVD STE C	1A		JUNIORS PLAZA	\$40,000.00	0
BLDC-2023-13990	ERNESTO G ORTA	LA GARDENIA SOCIAL EVENTS	711 S CLOSNER 3	6	386	EDINBURG ORIGINAL TOWNSITE	\$1,500.00	1,641
BLDC-2023-13566	ANIL A UTTAMCHANDANI	BASKETBALL PERFORMANCE CENTER	4441 S JACKSON RD	2	0	KASI	\$285,000.00	11,829
BLDC-2023-13329	REYNALDO PENA	BORDER TOWN MEAT MARKET	801 S RAUL LONGORIA RD	1		LINKS COMMERCIAL (AMND)	\$650,000.00	44,334
<b>TOTAL:</b>							<b>\$3,125,500.00</b>	

**COMMERICAL ADDITIONS/REPAIRS:**

PERMIT #	OWNER	BUSINESS NAME	ADDRESS	LOT	BLOCK	SUBDIVISION	AMOUNT VALUE	SQ FT
BLDC-2023-14584	HOMERO GARZA	NEON COMICS LLC	5115 S BUS HWY 281 BLVD STE J	1	0	VALLEY DOWNS PH 1	\$1.00	0
SIGN-2023-13720	HECTOR DAVILA	LA MEXICANA BAKERY	723 SPRAGUE ST	7	379	EDINBURG TOWNSITE	\$2,922.75	0
SIGN-2023-14021	BANK OF AMERICA	BANK OF AMERICA	1500 W UNIVERSITY DR	1		NCNB	\$2,500.00	0
SIGN-2023-14518	NATHANIEL MORALES	SNEAKER HEAVEN	2111 W SPRAGUE ST	139	0	JACKSON MANOR UT 4	\$160.00	0
BLDC-2023-14199	MARIA I PECINA	BRIGHTER FUTURE LEARNING CENTER 2	422 E SAMANO ST	5	382	EDINBURG ORIGINAL TOWNSITE	\$1,000.00	0
BLDC-2023-13687	ROBERTO G ELIZALDE	NANA FRANCESCA PIZZERIA	2717 N MCCOLL RD	11	240	TEX-MEX SURVEY	\$14,000.00	0
SIGN-2023-14020	BANK OF AMERICA	BANK OF AMERICA	1500 W UNIVERSITY DR	1		NCNB	\$8,000.00	0

SIGN-2023-14018	BANK OF AMERICA	BANK OF AMERICA	1500 W UNIVERSITY DR	1		NCNB	\$9,000.00	0
SIGN-2023-14353	MANUEL & CRISTINA VELA	STAR MOULDING	3201 S I 69C	17	0	KELLY-PHARR	\$2,500.00	0
BLDC-2023-13628	JOSE L GARCIA	KRAVE SNACK SHOP	803 E UNIVERSITY DR	8	239	MIRATREN	\$3,000.00	0
SIGN-2023-13858	TORTILLERIA VALENTINA	TORTILLERIA VALENTINA	2802 S RAUL LONGORIA RD	1	1	RESERVE AT CANTON	\$2,500.00	0
SIGN-2023-14402	STRIPES LLC	STRIPES	102 E MONTE CRISTO	1		FELIX CHAVEZ SUBD	\$1,200.00	0
SIGN-2023-14128	MURPHY USA 5727	MURPHY USA	1720 W UNIVERSITY DR			WAL-MART	\$23,529.00	0
SIGN-2023-13811	RAFAEL OZUL	OZUL BUISNESS CENTER	4907 S JACKSON RD	9	0	BENTLEY ESTATES	\$1,500.00	0
BLDC-2023-13924	GUSTAVO VARGAS	VARGAS PRODUCE LLC	1101 E UNIVERSITY DR A	10	242	EDINBURG ORIGINAL TOWNSITE	\$1,400.00	0
BLDC-2023-14410	GIGGLESVILLE PEDIATRIC DENTAL	GIGGLESVILLE PEDIATRIC DENTISTRY	1507 S MCCOLL RD	2	0	WEST MEADOWS PLAZA	\$45,000.00	1,400
SIGN-2023-13857	MEXICAN CAFE	MEXICAN CAFE	706 S CLOSNER BLVD	1,11,12	385	ORIGINAL TOWNSITE	\$2,000.00	0
BLDC-2023-14123	NATHANIEL MORALES	SNEAKER HEAVEN LLC	2111 W SPRAGUE ST 1	139	0	JACKSON MANOR UT 4	\$600.00	0
BLDC-2023-14293	JUAN A RIVERA	IGLESIA LUZ y SALVACION	501 E MAHL ST	11	280	EDINBURG ORIGINAL TOWNSITE	\$0.00	0
BLDC-2023-14342	GARCIA RICARDO ANE PAULA	JC'S LEGACY PHC	2111 W SPRAGUE ST SUITE 2	139	0	JACKSON MANOR UT 4	\$8,000.00	1,152
SIGN-2023-14019	BANK OF AMERICA	BANK OF AMERICA	1500 W UNIVERSITY DR	1		NCNB	\$9,000.00	0
BLDC-2023-14238	ANDRES DE LA ROSA	DOMINION REAL ESTATE	3037 W ALBERTA RD	0	0	STONE OAK NORTH AMENDED	\$3,000.00	0
BLDC-2023-14002	J.V. EQUIPMENT	JV EQUIPMENT	2421 S EXPRESSWAY 281	1	0	J. V. TRUST	\$49,000.00	451
SIGN-2023-14399	MURPHY OIL USA, INC	MURPHY USA	101 E MONTE CRISTO RD	7	1	SANTA CRUZ RANCH	\$11,124.00	0
BLDC-2022-12630	STARBUCKS COFFEE #21543	STARBUCKS COFFEE #21543	525 E TRENTON RD	6	0	STARBUCKS AT THE SHOPPES	\$285,000.00	2,049
SIGN-2023-14340	JESSICA SHANE	CINNAHOLIC	1715 W TRENTON RD 111	5	0	CONCORD PLAZA	\$3,400.00	0
BLDC-2022-12062	DANNY OWENS	EXISTING TRACTOR SUPPLY	7135 N HIGHWAY 281	1	0	JW EDINBURG	\$650,000.00	24,377
BLDC-2023-13683	ROBERTO G ELIZALDE	NANA FRANCHESCA PIZZERIA	2717 N MCCOLL RD 2	11	240	TEX-MEX SURVEY	\$6,000.00	1,300
BLDC-2023-13303	JUNIORS SUPERMAKET	ALLEYCATS BAR AND PIZZA	2309 W UNIVERSITY DR B	6	0	JACKSON PLAZA PH 2	\$45,000.00	2,300
BLDC-2023-13486	STEVE FERGUSON	PALM VALLEY CHURCH	3300 S MCCOLL RD	52	0	LEHIGH PLAZA	\$9,000,000.00	0
BLDC-2023-14145	GILBERTO ROCHA	EL TORITO MEAT MARKET	2802 S RAUL LONGORIA RD	1	1	RESERVE AT CANTON	\$11,000.00	0
<b>TOTAL:</b>							<b>\$10,201,336.75</b>	

**MULTI-FAMILY NEW/ADDITION/REMODEL:**

PERMIT #	OWNER	BUSINESS NAME	ADDRESS	LOT	BLOCK	SUBDIVISION	AMOUNT VALUE	SQ FT
BLDM-2023-14146	ESCANABA LLC		2901 W DRIFTWOOD ST	60		ATWOOD VILLAGE	\$250,000.00	3,088
BLDM-2023-14375	ESCANABA LLC		3104 W KENWOOD ST	70		WOODLANDS ESTATES	\$250,000.00	3,312
BLDM-2023-14065	ROLANDO GUADALUPE GALVAN FIGUEROA		912 N CLARENCE AVE	60		ATWOOD VILLAGE	\$348,274.58	3,918
BLDM-2023-14371	ESCANABA LLC		3100 W SANDLEWOOD ST	46		THE WOODLANDS	\$300,000.00	4,208
BLDM-2023-14447	ESCANABA LLC		3104 W SANDELWOOD ST	45		WOODLAND ESTATES	\$300,000.00	4,195
BLDM-2023-14064	DAVID ARTURO LIRA CUEVAS		906 N CLARENCE AVE	61		ATWOOD VILLAGE	\$348,274.58	3,918
BLDM-2023-14695	ESCANABA LLC		3117 W KENDWOOD ST	67		THE WOODLANDS	\$300,000.00	4,195
BLDM-2023-14465	ESCANABA LLC		3108 W SANDLEWOOD ST	44		THE WOODLANDS	\$300,000.00	4,195
BLDM-2022-12374	VERTURO FUND ASSET I, LLC	UNIVERSITY VILLAGE	530 S STATE HIGHWAY 336			THE VILLAGE	\$11,050,000.00	155,736
BLDM-2023-14698	ESCANABA LLC		3112 W KENWOOD ST	68		THE WOODLANDS	\$300,000.00	4,826
BLDM-2023-14260	ESCANABA LLC		3008 W SANDLEWOOD ST	48		THE WOODLANDS	\$300,000.00	4,195
BLDM-2023-14258	ESCANABA LLC		3013 W DRIFTWOOD ST	9		THE WOODLANDS ESTATES	\$300,000.00	4,710
BLDM-2023-14380	ESCANABA LLC		3116 W SANDLEWOOD ST	42		THE WOODLANDS	\$300,000.00	4,195
BLDM-2023-14556	ESCANABA LLC		2914 W SANDLEWOOD ST	53		THE WOODLANDS	\$300,000.00	4,195
BLDM-2023-14171	ESCANABA LLC		3112 W SANDLEWOOD ST	43		WOODLANDS ESTATES	\$300,000.00	4,208
BLDM-2023-14551	ESCANABA LLC		3000 W SANDLEWOOD ST	50		THE WOODLANDS	\$300,000.00	4,195
BLDM-2023-14270	ESCANABA LLC		3004 W SANDLEWOOD ST	49		THE WOODLANDS ESTATES	\$300,000.00	4,195
BLDM-2022-10652	ROLANDO RIOS		2004 BAHAMAS DR	23	0	PARADISE ESTATES	\$4,500.00	0
BLDM-2023-13281	ROBERTO MARTINEZ		1018 N WOODSON AVE	19		ATWOOD VILLAGE	\$400,000.00	4,020
BLDM-2023-14250	ESCANABA LLC		2914 W DRIFTWOOD ST	27		THE WOODLANDS ESTATES	\$250,000.00	3,906
BLDM-2023-13966	LISA CORDOVA		1013 N CLARENCE AVE	51		ATWOOD VILLAGE	\$300,000.00	4,052
BLDM-2023-13964	LISA CORDOVA		1007 N CLARENCE AVE	50		ATWOOD VILLAGE	\$300,000.00	4,052
BLDM-2023-14108	JORGE DE HOYOS		2202 N HESTER ST	71		UNION SQUARE	\$255,000.00	3,238
BLDM-2023-13284	ROBERTO MARTINEZ		912 N BLAIR AVE	88		ATWOOD VILLAGE	\$400,000.00	4,020
BLDM-2023-13283	ROBERTO MARTINEZ		918 N WOODSON AVE	23		ATWOOD VILLAGE	\$400,000.00	4,020
BLDM-2022-12960	IRADIER HERNANDEZ		1024 N BLAIR AVE	30		ATWOOD VILLAGE	\$400,000.00	4,020
BLDM-2023-13286	ROBERTO MARTINEZ		900 N WOODSON AVE	104		ATWOOD VILLAGE	\$400,000.00	4,020

BLDM-2023-13798	ESCANABA LLC	2923 W DRIFTWOOD ST	5	THE WOODLANDS	\$300,000.00	3,872
BLDM-2023-13800	ESCANABA LLC	3001 W DRIFTWOOD ST	6	THE WOODLANDS	\$300,000.00	3,872
BLDM-2023-13622	CHRISTIAN CASTANEDA	1019 N ABBEY AVE	40	ATWOOD VILLAGE	\$378,000.00	4,000
BLDM-2023-13816	ESCANABA LLC	3009 W DRIFTWOOD ST	8	THE WOODLANDS	\$300,000.00	3,872
BLDM-2023-14490	D.G.V.L.P	405 W RUTHERFORD AVE	17	BEL-AIR ESTATES	\$325,000.00	3,544
BLDM-2023-13613	BEN LEE	1007 N ABBEY AVE	38	ATWOOD VILLAGE	\$378,000.00	4,000
BLDM-2023-13282	ROBERTO MARTINEZ	1012 N WOODSON AVE	20	ATWOOD VILLAGE	\$400,000.00	4,020
BLDM-2023-13615	BEN LEE	1001 N ABBEY AVE	37	ATWOOD VILLAGE	\$378,000.00	4,000
BLDM-2023-13814	ESCANABA LLC	3005 W DRIFTWOOD ST	7	THE WOODLANDS	\$300,000.00	3,872
BLDM-2023-13285	ROBERTO MARTINEZ	906 N WOODSON AVE	103	ATWOOD VILLAGE	\$400,000.00	4,020
BLDM-2023-13620	CHRISTIAN CASTANEDA	1013 N ABBEY AVE	39	ATWOOD VILLAGE	\$378,000.00	4,000
BLDM-2023-14358	ESCANABA LLC	2922 W KENWOOD ST	76	WOODLANDS ESTATES	\$250,000.00	3,933
BLDM-2023-14489	D.G.V.L.P	404 W ST HELENA AVE	11	BEL-AIR ESTATES	\$325,000.00	3,544
BLDM-2023-13580	GAYCA INVESTMENTS	906 N BLAIR AVE	89	ATWOOD VILLAGE	\$378,000.00	4,000
<b>TOTAL:</b>					<b>\$23,746,049.16</b>	

#### **RESIDENTIAL ADDITIONS/REPAIRS:**

PERMIT #	OWNER	BUSINESS NAME	ADDRESS	LOT	BLOCK	SUBDIVISION	AMOUNT VALUE	SQ FT
BLDR-2023-14444	FRANKLIN PINEDA		802 W MONTE CRISTO HEIGHTS RD	13	0	MONTE CRISTO HEIGHTS	\$0.00	0
BLDR-2023-14257	CESAR BERMUDEZ		901 S 16TH AVE	6 & 7	3	PARK PLACE UT NO.1	\$800.00	100
SOLR-2023-14473	DORA SALINAS		3512 BUENOSAIRE ST	14	1	PAN AMERICAN TERRACE	\$16,800.00	0
POOLR-2023-13478	JOSE L MARTINEZ		3735 ASPEN DR	19	0	OAKLAND VILLAGE PH 1 AMENDED	\$40,000.00	0
BLDR-2023-13936	ALICIA B HERNANDEZ		1011 E FAY ST	10	329	EDINBURG ORIGINAL TOWNSITE	\$2,518.00	0
BLDR-2023-14388	JUAN/LUCIA CANTU		1424 E SAMANO ST	1	15	BUENA VISTA	\$6,500.00	0
POOLR-2023-13214	RAMIRO SOLIS		4100 S RODMAN LN	38		HEIGHTS ON TRENTON	\$15,000.00	0
BLDR-2023-14148	MARIO ANAYA		2510 W CANTON RD	1	2	STEELE & PERCHING	\$0.00	2,900
BLDR-2023-14640	SUZETTE ORTEGA		2018 W LINSAY BLVD	21	0	AUTUMN RIDGE ESTATES PH 1	\$2,500.00	297
BLDR-2023-14188	ROSANA RIOJAS		1416 BLUEBONNET AVE	5	0	GERTRUDIS RANCHES	\$15,000.00	1,000
BLDR-2023-14709	ESPERANZA MORIN		1602 POINTWEST DR	1	0	POINT WEST	\$8,500.00	3,800

SOLR-2023-14256	ODILIA GRACIA	2216 N MONMACK RD	13	240	TEXAS-MEXICAN	\$24,364.00	0
BLDR-2023-14142	JUAN RAMIREZ III	3914 S VETERANS BLVD	5	4	JOHN CLOSNER	\$3,000.00	0
BLDR-2023-14756	EDGAR & ZUJEY MARROQUIN	2709 E YOSEMITE ST	143	0	DAVIS PALMS	\$0.00	0
BLDR-2023-14100	RUBEN LUNA	210 W VAN WEEK ST	4	123	EDINBURG ORIGINAL TOWNSITE	\$600.00	0
BLDR-2023-14160	BLANCA FLORES	617 S RAUL LONGORIA RD	8	0	GATE-CITY ACRES	\$6,000.00	78
BLDR-2023-14180	JOSE ECHIVESTE	1925 E RIDGEWAY CIR	6		SANTA CRUZ SECTION I PHASE IV-1	\$5,000.00	2,972
BLDR-2023-14785	JESUS M & MARIBEL MARTINEZ	818 S 19TH AVE	13	4	MIRASOL	\$500.00	0
BLDR-2023-14672	TOMAS P & BERTHA VALENZUELA	2414 LLANO MOLANO LN	61	0	BRIAR GROVE UT 2	\$8,000.00	0
POOLR-2023-1353 4	DAVID CASE	1611 LOOK OUT DR	14	0	NORTHWIND	\$25,000.00	0
SOLR-2023-14641	ROBERTO VELIZ	1519 S 17TH AVE	7	22	SECOND ADDN TO COUNTRY CLUB PLACE	\$16,530.00	0
SOLR-2023-14723	JAVIER HINOJOSA	1911 MESQUITE ST	69	0	REGENCY SQUARE UT #5	\$19,700.00	0
SOLR-2023-14712	CLEMENTE MUNOZ	1413 S 17TH AVE	3	22	SECOND ADDN TO COUNTRY CLUB PLACE	\$19,850.00	0
POOLR-2023-1428 8	ERICA SAENZ	1920 WAYNE DR	27		TRENTON MANOR	\$39,000.00	0
POOLR-2023-1401 4	RAMIREZ RAUL AND NORMA I	1813 HARVEST DR	68	0	SUMMERFIELD PH 2	\$20,000.00	0
SOLR-2023-14801	DINGA IZQUIERDA	917 S 15TH AVE	11	4	PARK PLACE	\$12,990.00	0
BLDR-2023-14121	SALINAS JAVIER AND LENORE B	515 SHORT LINE ST	96		JACKSON MANOR UT 3	\$3,335.00	0
BLDR-2023-13940	NORA E GONZALEZ	611 EDGEWOOD AVE	106	0	WISTERIA HEIGHTS	\$4,125.00	0
SOLR-2022-12391	MIGUEL SANTIAGO	2607 E PFEIFFER ST	170	0	DAVIS PALMS	\$39,774.00	0
BLDR-2023-14268	DAVID ALVARADO	1812 S CROWN LN	51		BRENTWOOD MANOR	\$10,000.00	0
SOLR-2023-14777	GEORGE FUENTES	1123 TANGLEWOOD DR	28	0	TANGLEWOOD TERRACE PH 1	\$16,590.00	0
BLDR-2023-14840	SEVERO R OLIVAREZ	1117 E FAY ST	9	330	EDINBURG ORIGINAL TOWNSITE	\$1,000.00	0
BLDR-2023-14589	JORGE N GARZA	610 E LOVETT ST	4	149	EDINBURG ORIGINAL TOWNSITE	\$3,500.00	500
BLDR-2023-13991	YOLANDA & JESUS PEREZ	3822 ORA ST	11	3	OLIVIA ESTATES SEC 2	\$6,459.00	160



BLDR-2023-14386	RAUL & MARIA SALAZAR	9719 VIA SOL DR	118	0	VISTA DEL SOL PH 3	\$0.00	0
BLDR-2021-1567	MARIA T JACOME	2621 N JACKSON RD	45	0	ALVACAN	\$5,000.00	0
BLDR-2023-14132	OLIVIA HOLCOMBE	3700 E SANTORINI DR			LOS LAGOS PH V	\$4,600.00	80
SOLR-2023-14587	ALFREDO ESPINOZA	1914 MESQUITE ST	57	0	REGENCY SQUARE UT NO. 4	\$23,000.00	0
BLDR-2022-5683	RAFAEL RODRIGUEZ	2202 CYPRESS DR	32	0	IOWA ESTATES	\$80,000.00	0
POOLR-2022-12926	EDUARDO LOPEZ	2620 LOS LAGOS DR	B		LOS LAGOS PH 7	\$50,000.00	0
BLDR-2022-12636	CARLOS SANCHEZ	1106 FORTHOOD AVE	19	0	PRESIDIO	\$40,653.00	0
BLDR-2023-14478	ALANIZ JOSE A SAENZ & LILIANA LUNA	5006 N MISSION ST	49	0	DAVIS PALMS	\$5,000.00	0
BLDR-2023-14479	RODOLFO CELEDON	502 QUAIL AVE	100	0	SPRAGUE MEADOWS PH 2	\$2,500.00	0
BLDR-2023-14291	RENE OLIVAREZ	213 W FAY ST	10	318	EDINBURG ORIGINAL TOWNSITE	\$25,000.00	0
BLDR-2023-14716	DAVID TRUJILLO	2910 BRENDA ST	60	0	SOLANA PH 1	\$2,675.42	1,261
BLDR-2023-14536	ROBERTO JR V RAMIREZ	410 DELIA DR	32	0	URBANA VISTA UT NO. 2	\$5,500.00	0
BLDR-2023-14170	NORMA CATALINA	606 E KUHN ST	2	204	EDINBURG ORIGINAL TOWNSITE	\$28,000.00	533
SOLR-2023-14686	ROEL LONGORIA	2404 HAMPTON AVE	110	0	BENTLEY ESTATES	\$50,000.00	0
POOLR-2022-12927	EDUARDO LOPEZ	2908 LOS LAGOS DR	A		LOS LAGOS PH7	\$50,000.00	0
BLDR-2023-14122	ANDRES J MEDINA	804 LEE CIR	28	0	TROPICAL S	\$1,000.00	0
BLDR-2023-14046	CYNTHIA GUERRERO	602 S 21ST AVE	1	374	EDINBURG ORIGINAL TOWNSITE	\$500.00	120
BLDR-2023-14793	LEONEL NAVARRO	1324 DENVER ST	45	0	LAS CRUCES	\$7,500.00	35
BLDR-2023-14420	DEMETRIO GONZALEZ	3308 E EFRAIN ST	64	0	BAR UT NO. 5	\$300.00	0
BLDR-2023-14198	WILLIAM C MUTH	3819 S SUGAR RD	12	5	PAN AMERICAN TERRACE -C	\$60,000.00	0
BLDR-2023-14427	JOHANNA TORRES	1115 N MCCOLL RD	11		TEX-MEX SURVEY	\$10,000.00	165
BLDR-2023-14217	ANA C GARCIA	306 N 22ND AVE	23	2	FOUNTAIN PARK UT 1 & 2	\$30,000.00	1,584
BLDR-2023-14157	ROY AND CRISTINA L ESPARZA	2712 W HART ST	1	1	JAMES COURT	\$8,000.00	273
BLDR-2023-14181	PEDRO CARDENAS JR	301 SAN PEDRO ST	2	6	GERNENTZ	\$10,000.00	0
SOLR-2023-14736	EDUARDO GARZA	1907 RENEE LN	40	0	CITRUS ESTATES UT NO. 2	\$29,170.00	0
SOLR-2023-14349	KIMBERLY GARCIA	1434 RUIDOSO DR	91	0	LAS CRUCES	\$28,140.00	0

BLDR-2023-14583	IRMA RENDON		3500 CHRISTOPHER LN	79	0	HOLLY HEIGHTS	\$4,200.00	0
BLDR-2023-14368	NORMA & ADELAIDO SOLIS		3310 SATURN ST	47	0	SANTA GLORIA	\$1,800.00	0
BLDR-2023-14266	ROBERT HOPPENS		1808 S CROWN LN	52		BRENTWOOD MANOR	\$10,000.00	0
BLDR-2023-14280	FRANCISCO RODRIGUEZ		1304 E LOEB ST	2	2	FOUNTAIN PARK UT 1 & 2	\$30,000.00	0
BLDR-2023-14319	BELINDA B GARCIA		1923 CORTEZ DR	66	0	TRENTON MANOR	\$3,600.00	192
BLDR-2023-14726	MARIA GUADALUPE GONZALEZ-CABRERA		2914 GAYLE ST	95	0	SOLANA PH 2	\$6,000.00	0
BLDR-2023-14706	ALFREDO ESCOBAR		3402 S VETERANS BLVD	3	4	JOHN CLOSNER	\$15,243.12	5,400
BLDR-2023-14377	SYLVIA SAENZ		103 ENFIELD RD	17	4	ENFIELD ESTATES	\$6,000.00	15,750
BLDR-2022-5963	STEVE FERGUSON		700 ORANGE AVE	11		281 ESTATES	\$0.00	0
SOLR-2023-14382	JESUS GUTIERREZ		3232 ROADRUNNER DR	44	0	PAISANO POINT	\$29,000.00	0
SOLR-2023-14692	ESPERANZA MORIN		1602 POINTWEST DR	1	0	POINT WEST	\$24,190.00	0
POOLR-2023-14540	MARAH GUZMAN		612 SYLVIA DR	12		LOS NOGALES ESTATES	\$36,000.00	0
POOLR-2023-13780	LYNNETTE MARTINEZ		2411 HAMPTON AVE	44	0	BENTLEY ESTATES	\$30,000.00	0
BLDR-2023-14625	RODRIGUEZ RUBEN AND MARIA C		1224 N 4TH AVE	34	0	CHAPIN ESTATES	\$1,800.00	288
BLDR-2023-13921	MARISOL GONZALEZ C CARDENAS		10724 N BAYLIE BEAR DR	33		OSO GRANDE ESTATES	\$3,500.00	418
SOLR-2023-14308	IRMA DAVILA		343 ROUNDUP CIR	24	0	ESCONDIDO CREEK ESTATES PH 2	\$13,800.00	0
BLDR-2023-14056	LAMBERT HERNANDEZ		2015 N MCCOLL RD	5		NORTH MCCOLL SUBDIVISSION	\$1,800.00	160
BLDR-2023-14016	ALVARO RODRIGUEZ		2818 FUENTE DE PAZ ST	20	0	VILLA LAS FUENTES PH 1	\$53,682.00	778
BLDR-2023-14174	PATRICIA TENORIO	N/A	2411 N MCCOLL RD	3	0	EMMANUEL ESTATES	\$530.00	47
BLDR-2023-14671	LIDSEY CASTILLO		1909 PIN OAK RD	34	0	HERITAGE OAKS PH 1	\$8,243.00	1,731
BLDR-2023-14411	GENARO MONTELONGO		1108 S 5TH ST	18-19	4	SOUTH PARK	\$13,450.00	3,598
BLDR-2022-12852	SAUL G CORONA		166 WELLS ST	2	3	VANCE L M	\$0.00	480

**TOTAL: \$1,242,311.54**

#### **RESIDENTIAL NEW:**

PERMIT #	OWNER	BUSINESS NAME	ADDRESS	LOT	BLOCK	SUBDIVISION	AMOUNT VALUE	SQ FT
BLDR-2023-14224	MIGUEL IBARRA		305 CENTRAL PARK ST	113	1	RUSSELL PARK PH IV	\$191,475.00	2,775

BLDR-2022-5213	ROSS KHALEDI	1909 MACQUARIE DR	9		LOS LAGOS SUBDIVISION PH V A	\$124,000.00	2,480
BLDR-2023-13676	MELISSA CARRANZA	3617 S APEX ST	64		THE HEIGHTS ON WISCONSIN PHASE 3	\$147,039.00	2,131
BLDR-2023-13759	FRANKLIN PINEDA	802 W MONTE CRISTO HEIGHTS RD	13	0	MONTE CRISTO HEIGHTS	\$42,000.00	1,581
BLDR-2023-13970	MIGUEL IBARRA	2505 ANTELOPE CANYON ST	176	1	RUSSELL PARK PH IV	\$196,098.00	2,842
BLDR-2023-13994	ESPERANZA HOMES ESPERANZA HOMES	1547 E SILOS AVE	28		SILOS AT LA SIENNA PH. 1	\$303,810.00	3,198
BLDR-2023-13906	BRENDA GARCIA	3101 E IVERSON AVE	21		THE HEIGHTS ON TRENTON	\$212,520.00	3,080
BLDR-2023-14149	MARIBEL LOERA	3413 ERICA LN	42	0	SANTA CRUZ GARDENS UT NO. 3	\$127,926.00	1,723
BLDR-2023-13678	MELISSA CARRANZA	3605 S APEX ST	67		THE HEIGHTS ON WISCONSIN PHASE 3	\$171,465.00	2,093
BLDR-2023-13950	OSCAR CANTU	5506 W CHAPIN ST	9		0.758 OF ONE ACRE OUT OF LOT 9, SECTION 233*	\$250,000.00	3,060
BLDR-2023-14209	JESUS E GARCIA	3217 LERMA DR	25	0	SALVA TIERRA	\$150,834.00	2,186
BLDR-2023-14378	MIGUEL IBARRA	2501 ANTELOPE CANYON ST	177	1	RUSSELL PARK PH IV	\$159,666.00	2,314
BLDR-2023-14036	AGMD INVESTMENTS LLC	3700 S PEAK RD	76		THE HEIGHT ON WISCONSINPH 3	\$180,000.00	2,363
BLDR-2022-5430	MARIA CEPEDA	3801 SANTA FE	33-34		SANTA CRUZ PH 4	\$423,000.00	3,866
BLDR-2023-13831	GILBERTO ESPINO	2617 E GUERLAIN DR	5		LOS LAGOS PH VII-B	\$200,000.00	2,971
BLDR-2023-14034	MARIO R PENA	808 N TRINITY ST			ATWOOD ESTATE	\$200,000.00	2,379
BLDR-2023-14398	MELISSA CARRANZA	1737 E PINNACLE DR	3		THE HEIGHTS ON WISCONSIN PHASE 3	\$158,355.00	2,295
BLDR-2023-14558	MELISSA CARRANZA	3720 S PEAK RD	81		THE HEIGHTS ON WISCONSIN PHASE 3	\$132,342.00	1,918
BLDR-2023-14549	MANUEL RAMOS	1709 DIPLOMAT DR	109		LOS LAGOS PHASE 5-B-SEB	\$155,925.00	2,079
BLDR-2023-14095	JOE CASTILLO	1551 E SILOS AVE	29		SILOS AT LA SIENNA PH.1	\$282,340.00	2,972
BLDR-2023-14007	ARNOLD CAVAZOS	2217 S CARTIER DR	25		LOS LAGOS PH VII-B	\$262,000.00	2,920
BLDR-2023-14645	JESUS FALCON	2709 GIORGIO DR	106		LOS LAGOS PH VII-B	\$230,000.00	2,297
BLDR-2023-13691	WALESTER J CERDA	10725 N BAYLIE BEAR DR	20		OSO GRANDE ESTATE	\$115,000.00	1,317
BLDR-2023-13670	MELISSA CARRANZA	3605 S PEAK RD	10		THE HEIGHTS ON WISCONSIN PHASE 3	\$199,824.00	2,896
BLDR-2023-14486	EVETTE BAZALDUA	1313 E FAY ST	3	3	BUENA VISTA	\$75,000.00	1,123

BLDR-2022-5495	CECILIA Z AREVALO	3028 FLORESTA ST	7	0	FLORESTA	\$80,000.00	2,410
BLDR-2023-14038	AGMD INVESTMENTS LLC	3713 S PEAK RD	17		THE HEIGHT ON WISCONSIN PH 3	\$190,000.00	2,180
BLDR-2023-14037	AGMD INVESTMENTS LLC	3717 S PEAK RD	18		THE HEIGHT ON WISCONSIN PH 3	\$185,000.00	2,233
BLDR-2023-14091	LA LUCIERNAGA HOMES	1013 N TRINITY ST	42		ATWOOD ESTATES	\$150,000.00	2,059
BLDR-2023-14418	AGMD INVESTMENTS LLC	3709 S APEX ST	61		THE HEIGHT ON WISCONSIN PH 3	\$225,000.00	2,143
BLDR-2023-13692	WALESTER J CERDA	10804 N BAYLIE BEAR DR	39		OSO GRANDE ESTATE	\$115,000.00	1,317
BLDR-2023-14390	RONNIE CAVAZOS	2620 HATFIELD AVE	11		HYDE PARK	\$220,000.00	3,050
BLDR-2023-14321	ABIGALY GARCIA	3704 S PEAK RD	77		THE HEIGHTS ON WISCONSIN PH 3	\$210,000.00	2,132
BLDR-2023-14400	ESPERANZA HOMES ESPERANZA HOMES	3910 N RYE CIR	02		SILOS AT LA SIENNA PH 1	\$282,340.00	2,972
BLDR-2023-13679	MELISSA CARRANZA	3801 S PEAK RD	20		THE HEIGHTS ON WISCONSIN PHASE 3	\$153,180.00	2,220
BLDR-2023-14015	ALVARO RODRIGUEZ	2818 FUENTE DE PAZ ST	20	0	VILLA LAS FUENTES PH 1	\$600,000.00	6,738
BLDR-2023-14419	AGMD INVESTMENTS LLC	3709 S PEAK RD	16		THE HEIGHT ON WISCONSIN PH 3	\$230,000.00	1,522
BLDR-2023-14533	LISA CORDOVA	4021 S DUNCAN LN	13		THE HEIGHTS ON TRENTON	\$210,000.00	2,256
BLDR-2023-14403	ESPERANZA HOMES ESPERANZA HOMES	1508 E SILOS AVE	59		SILOS AT LA SIENNA PH 1	\$348,270.00	3,666
BLDR-2023-13655	MELISSA CARRANZA	1721 E PINNACLE DR	7		THE HEIGHTS ON WISCONSIN PHASE 3	\$178,917.00	2,593
BLDR-2023-14129	JOE CASTILLO	1532 E SILOS AVE	47		SILOS AT LA SIENNA PH 1	\$228,475.00	2,405
BLDR-2023-13674	MELISSA CARRANZA	3701 S SOLSTICE RD	37		THE HEIGHTS ON WISCONSIN PHASE 3	\$169,947.00	2,463
BLDR-2023-13834	LEO KALIFA	2721 W CHESTERFIELD AVE	48		HYDE PARK SUBDIVISION	\$260,000.00	2,254
BLDR-2023-14294	LEONEL MORENO	2504 S THAMES DR	14		JAMES COURT	\$350,000.00	3,684
BLDR-2023-14396	MELISSA CARRANZA	3601 S APEX ST	68		THE HEIGHTS ON WISCONSIN PHASE 3	\$134,895.00	1,955
BLDR-2023-14035	MARIO R PENA	812 N TRINITY ST	72		ATWOOD ESTATE	\$190,000.00	2,277
BLDR-2023-14322	AGMD INVESTMENTS LLC	3705 APEX	62		THE HEIGHTS ON WISCONSIN PH 3	\$210,000.00	2,101
BLDR-2023-14323	LEONEL MORENO	805 N TRINITY	89		ATWOOD ESTATES	\$220,000.00	2,780
BLDR-2023-13261	JOE CASTILLO	3900 N RYE CIR	05		SILOS AT LA SIENNA PH 1	\$28,340.00	2,984

BLDR-2023-14090	LA LUCIERNAGA HOMES	1009 N TRINITY ST	43		ATWOOD ESTATES	\$150,000.00	2,059
BLDR-2023-14126	RONNIE CAVAZOS	1713 S QUEEN ST	96		BRENTWOOD MANOR	\$250,000.00	3,028
BLDR-2023-13562	FLORENTINO CASTANEDA PEREZ	5221 KAAT ST	41	0	BORDERLAND RETREAT R-V & MOBILE HOME PH 1	\$205,620.00	2,980
BLDR-2023-13830	JESUS HINOJOSA	2712 E BVLGARI DR	50		LOS LAGOS PH VII-B	\$222,460.00	3,178
BLDR-2023-14688	ARIVA LTD	1801 MIDDLETON ST	16		BRENTWOOD MANOR	\$490,000.00	2,359
BLDR-2023-14421	ISSAC VILLALOBOS	10740 N SUGAR BEAR DR	87		OSO GRANDE	\$160,000.00	1,555
BLDR-2023-13897	SHERIFF MUSE-ARIYOH	1102 E MCINTYRE ST	1	242	ORIGINAL TOWNSITE	\$180,000.00	1,100
<b>TOTAL:</b>						<b>\$11,518,063.00</b>	
<b>GRAND TOTAL:</b>						<b>\$49,833,260.45</b>	


**CITY OF EDINBURG  
BUILDING SAFETY DIVISION**

**NEW RESIDENCE COMPLETE  
03/01/2023 TO 03/31/2023**

DATE	NAME	ADDRESS	LOT	BLOCK	SUBDIVISION
3/06/2023	HOLLYWOOD DEVELOPMENT AND CONSTRUCTION LLC.	1421 MAYBERRY ST	47	0	REDBUD ESTATES #2
3/06/2023	HOLLYWOOD DEVELOPMENT AND CONSTRUCTION LLC.	1509 MAYBERRY ST	43	0	REDBUD ESTATES #2
3/10/2023	ESPERANZA HOMES	2002 E SONADOR DR	84		SONADOR COVES PH 2
3/29/2023	RONNIE CANTU	3200 S COLT LN	01		NEW CASTLE
3/13/2023	ESPERANZA HOMES ESPERANZA HOMES	3903 N RYE CIR	07		SILOS LA SIENNA
3/24/2023	JOE CASTILLO	1324 E SONADOR DR S	101		SONADOR COVES PH 2
3/29/2023	MELISSA CARRANZA	1501 S VALDIVIA DR	149		LOS LAGOS PHASE 5B
3/22/2023	JOE CASTILLO	1544 E SILOS AVE	41		SILOS AT LA SIENNA PH 1
3/28/2023	JOE CASTILLO	1534 E SILOS AVE	46		SILOS AT LA SIENNA PH. 1
3/02/2023	EDGAR A CARRANZA	1809 DIPLOMAT DR	34		LOS LAGOS PHASE 5 SUBDIVISION A
3/23/2023	JAVIER ROBLES	3302 MADISON AVE	16	0	MADISON PARK PH 2
3/15/2023	ESPERANZA HOMES	1522 E SILOS AVE	52		SILOS AT LA SIENNA PH. 1
3/22/2023	ARNOLD CAVAZOS	2301 S CARTIER DR	27		LOS LAGOS PH VII B
3/17/2023	JOSE M CARPIO	3708 E BALI DR	54		LOS LAGOS PH V
3/24/2023	MIGUEL IBARRA	2509 ANTELOPE CANYON ST	175	1	RUSSELL PARK PH IV
3/29/2023	JOE CASTILLO	1504 E SILOS AVE	61		SILOS AT LA SIENNA SUBDIVISION
3/22/2023	ELISEO GARZA	1917 ASCOT DR	17	0	WINDSOR PLACE AT THE LAKES PH 1
3/06/2023	JORGE VALDEZ	1425 MAYBERRY ST	45	0	REDBUD ESTATES #2
3/24/2023	SANTOS SANCHEZ	1514 S VALDIVIA DR	141		LOS LAGOS PHASE 5 SUBD B
3/02/2023	MARLEN VEGA	4020 S DUNCAN LN	72		THE HEIGHTS ON TRENTON
3/29/2023	ARMANDO RODRIGUEZ	3301 S COLT LN	21		NEW CASTLE
3/03/2023	JOE CASTILLO	2006 E SONADOR DR S	082		SONADOR COVES PH 2
3/31/2023	JOSE J. PUENTE	3117 IVERSON AVE	25		THE HEIGHTS ON TRENTON
3/23/2023	MARTIN VILLANUEVA	3417 SILVER NUGGET DR	93	2	MONTECITO PH 1 LOT 93 BLK 2
3/01/2023	JOE CASTILLO	1404 E SONADOR DR S	96		SONADOR COVES PH.2
3/09/2023	MAGALLY A MONTIEL	3004 JOSEPHINE RD	40	0	HILDA NO. 1
3/13/2023	AQUILES FLORES	2804 CUARZO ST	30	0	CANTON VILLAGE
3/08/2023	SERGIO AGUILAR	10800 N SUGAR BEAR DR	88		OSO GRANDE SUBDIVISION
3/21/2023	HANDI M & R CONSTRUCTION INC	2624 GUERLAIN DR	13		LOS LAGOS PHASE VII - B
3/06/2023	EDUARDO BARRON	4021 S RODMAN LN	59		THE HEIGHTS ON TRENTON
3/28/2023	MIGUEL PEREZ	3213 S COLT LN	23		NEW CASTLE
3/01/2023	SERGIO BENAVIDEZ	2807 S AUBURNDALE AVE	31		CANTON HEIGHTS
3/09/2023	ROSA SMITH	3606 LAGO SUPERIOR	67		LUMEN PH B
3/16/2023	FILTER-ON INVESTMENT LLC	10813 N BAYLIE BEAR DR	11		OSO GRANDE
3/02/2023	RODOLFO B GALLEGOS	1720 POPOTILLO AVE	B	7	LA LUNA
3/29/2023	RAMIRO SOLIS	4208 S RODMAN LN	44		THE HEIGHTS ON TRENTON
3/13/2023	MARTIN VILLANUEVA	1801 STARDUST LN	48	2	MONTECITO PH 1
3/03/2023	JOE RAMIREZ	2709 PRIMROSE AVE	17	0	MCCOLL MANOR
3/29/2023	EDUARDO RODRIGUEZ	5112 N MISSION ST	60	0	DAVIS PALMS
3/23/2023	RICARDO RODRIGUEZ	3612 NORONHA DR	164		LOS LAGOS PH5 B
3/23/2023	HUGO LEAL	1209 OSCAR ST	25		PEARL ESTATE SUBDIVISION
3/07/2023	G&G CONTRACTORS	10816 N BAYLIE BEAR DR	42		OSO GRANDE ESTATES
3/15/2023	JOE CASTILLO	2812 S AUBURNDALE AVE	3		CANTON HEIGHTS NO. 2
3/13/2023	NAOMI CONSTRUCTION	4212 S RODMAN LN	45		THE HEIGHTS ON TRENTON
3/02/2023	ESPERANZA HOMES ESPERANZA HOMES	1320 E SONADOR DR S	103		SONADOR COVES PH 2
3/24/2023	BILAL M MOUGHARBEL	2704 PRIMROSE AVE	30	0	MCCOLL MANOR

3/13/2023	HOMER MARTINEZ JR	2403 DRAKENSBURG AVE	24	0	JACKSON HEIGHTS (AMND)
3/24/2023	MIGUEL IBARRA	2513 ANTELOPE CANYON ST	174	1	RUSSELL PARK PH III
3/01/2023	BLUE STELLAR	3400 S COLT LN	10		NEW CASTLE
3/24/2023	PLACIDO GOMEZ	3901 S DUNCAN LN	20		THE HEIGHTS ON TRENTON
3/01/2023	ROSS KHALEDI	2104 MACQUARIE DR	88		LOS LAGOS PH V A
3/23/2023	VICTOR GUZMAN	3010 BOBCAT AVE	31	2	RESERVE AT CANTON
3/14/2023	ESPERANZA HOMES ESPERANZA HOMES	1536 E SILOS AVE	45		SILOS LA SIENNA
3/09/2023	JUSTIN SAENZ	10925 N SUGAR BEAR DR	54		OSO GRANDE ESTATES
3/15/2023	ALBA HOMES LLC	3121 E IVERSON AVE E	26		THE HEIGHTS ON TRENTON
3/09/2023	ESPERANZA HOMES	1403 E SONADOR DR S	123		SONADOR COVES PH 2
3/23/2023	D.G.V.L.P	308 W RUTHERFORD AVE	33		BEL-AIR ESTATES
3/24/2023	ELMER & JENNIFER AVELAR	3506 PASEO DEL REY ST	203	0	KENYON ESTATES
3/03/2023	EDGAR A CARRANZA	1813 DIPLOMAT DR	33		LOS LAGOS PHASE 5 A
3/31/2023	MIGUEL PEREZ	3217 S COLT LN	22		NEWCASTLE
3/24/2023	VICTOR GUZMAN	3513 INEZ ST	3		MONMACK HEIGHTS
3/01/2023	MIGUEL IBARRA	2525 ANTELOPE CANYON ST	171	1	RUSSELL PARK PH IV LOT 171
3/23/2023	ESPERANZA HOMES	2025 N SONADOR DR	9		SONADOR COVE PH 1
3/24/2023	JOSE CHAPA	2305 LA CONDESA DR	8	0	CONDESA ESTATES
3/07/2023	D.G.V.L.P	400 W ST HELENA AVE	10		BEL-AIR ESTATES
3/23/2023	AP PROPERTIES, LLC	4108 S DUNCAN LN	77		THE HEIGHTS ON TRENTON
3/23/2023	ALPHA MAVERICK DEVELOPMENT LLC	700 S MON MACK RD	1		KENNEDY ESTATES

# **CITY SECRETARY/ CITY HALL**





## CITY COUNCIL MEETING & MINUTES

CITY COUNCIL APPROVED MINUTES			CITY COUNCIL MEETINGS		
FY 2022 - 2023	MONTHLY	YTD	FY 2022 - 2023	MONTHLY	YTD
OCT	0	0	OCT	2	2
NOV	4	4	NOV	3	5
DEC	0	4	DEC	1	6
JAN	8	12	JAN	3	9
FEB	3	15	FEB	2	11
MAR	2	17	MAR	4	15
APR			APR		
MAY			MAY		
JUN			JUN		
JUL			JUL		
AUG			AUG		
SEPT			SEPT		
<b>FY TTLS</b>		17	<b>FY TTLS</b>		15

ORDINANCES - RESOLUTIONS - PROCLAMATIONS						
FY 2022-2023	ORDINANCES	YTD	RESOLUTIONS	YTD	PROCLAMATIONS	YTD
OCT	13	13	3	3	9	9
NOV	9	22	5	8	1	10
DEC	5	27	1	9	1	11
JAN	12	39	5	14	6	17
FEB	7	46	12	26	10	27
MAR	5	51	5	31	9	36
APR						
MAY						
JUN						
JUL						
AUG						
SEPT						
<b>FY TTLS</b>		51		31		36

## ADVISORY BOARDS & COMMITTEES

ADVISORY BOARDS MEETINGS			ADVISORY BOARDS MINUTES		
FY 2022-2023	MONTHLY	YTD	FY 2022-2023	MONTHLY	YTD
OCT	13	13	OCT	2	2
NOV	14	27	NOV	0	2
DEC	4	31	DEC	0	2
JAN	8	39	JAN	26	28
FEB	12	51	FEB	1	29
MAR			MAR		
APR			APR		
MAY			MAY		
JUN			JUN		
JUL			JUL		
AUG			AUG		
SEPT			SEPT		
<b>FY TTLS</b>		51	<b>FY TTLS</b>		29

PUBLIC INFORMATION REQUESTS				
FY 2022-2023	Processed Monthly	YTD	Monthly Revenues	YTD
OCT	66	66	\$20.00	\$20.00
NOV	75	141	\$0.00	\$20.00
DEC	82	223	\$10.00	\$30.00
JAN	70	293	\$0.00	\$30.00
FEB	75	368	\$0.00	\$30.00
MAR	78	446	\$0.00	\$0.00
APR				
MAY				
JUN				
JUL				
AUG				
SEPT				
<b>FY TTLS</b>		446		\$ 30.00

Created: 01/21

<b>RECORDS PROCESSING</b>						
	<b>INACTIVE</b>		<b>PERMANENT</b>		<b>DISPOSED</b>	
<b>FY 2022 - 2023</b>	<b>MONTHLY</b>	<b>YTD</b>	<b>MONTHLY</b>	<b>YTD</b>	<b>MONTHLY</b>	<b>YTD</b>
<b>OCTOBER</b>	6	6	0	0	22	22
<b>NOVEMBER</b>	7	13	14	14	18	40
<b>DECEMBER</b>	43	56	2	16	18	58
<b>JANUARY</b>	13	69	0	16	31	89
<b>FEBRUARY</b>	0	69	0	16	16	105
<b>MARCH</b>	1	70	0	16	21	126
<b>APRIL</b>						
<b>MAY</b>						
<b>JUNE</b>						
<b>JULY</b>						
<b>AUGUST</b>						
<b>SEPTEMBER</b>						
<b>FY TTLS</b>		70		16		126

PASSPORTS PROCESSING					
FY 2022 - 2023	PASSPORTS PROCESSED	FEEES	PASSPORT PHOTOS	FEEES	TOTAL REVENUES
OCTOBER	162	\$ 5,670.00	162	\$ 2,430.00	\$ 8,100.00
NOVEMBER	157	\$ 5,495.00	153	\$ 2,295.00	\$ 7,790.00
DECEMBER	147	\$ 5,145.00	151	\$ 2,265.00	\$ 7,410.00
JANUARY	201	\$ 7,035.00	213	\$ 3,195.00	\$ 10,230.00
FEBRUARY	156	\$ 5,460.00	163	\$ 2,445.00	\$ 7,905.00
MARCH	222	\$ 7,770.00	208	\$ 3,120.00	\$ 10,890.00
APRIL					
MAY					
JUNE					
JULY					
AUGUST					
SEPTEMBER					
	1045	\$ 36,575.00	1050	\$ 15,750.00	\$ 52,325.00

## VITAL STATISTICS

<b>FY 2022-2023</b>	<b>Walk - Ins</b>	<b>Mail Requests</b>	<b>Vitalchek Online Orders</b>	<b>Monthly Ttl. Records Issued</b>	<b>YTD</b>	<b>Monthly Revenues</b>	<b>YTD</b>
<b>October</b>	1167	1	0	1371	1,371	\$32,596.00	\$32,596.00
<b>November</b>	1099	2	0	1250	2,621	\$29,522.00	\$62,118.00
<b>December</b>	1169	2	0	1370	3,991	\$32,359.00	\$94,477.00
<b>January</b>	1771	4	0	1993	5,984	\$46,040.00	\$140,517.00
<b>February</b>	1610	3	0	1784	7,768	\$42,410.00	\$182,927.00
<b>March</b>	1740	6	0	1954	9,722	\$45,723.00	\$228,650.00
<b>April</b>							
<b>May</b>							
<b>June</b>							
<b>July</b>							
<b>August</b>							
<b>September</b>							
<b>FY TTLS</b>					<b>31,457</b>		<b>\$228,650.00</b>


<b>CITY HALL REPORTS</b>						
<b>BIDS, RFQ &amp; RFP SUBMITTED</b>						
<b>FY 2022 - 2023</b>	<b>BIDS</b>	<b>YTD</b>	<b>RFQ'S</b>	<b>YTD</b>	<b>RFP'S</b>	<b>YTD</b>
<b>OCT</b>	<b>3</b>	<b>3</b>	<b>0</b>	<b>0</b>	<b>4</b>	<b>4</b>
<b>NOV</b>	<b>41</b>	<b>44</b>	<b>0</b>	<b>0</b>	<b>0</b>	<b>4</b>
<b>DEC</b>	<b>3</b>	<b>47</b>	<b>0</b>	<b>0</b>	<b>7</b>	<b>11</b>
<b>JAN</b>	<b>2</b>	<b>49</b>	<b>0</b>	<b>0</b>	<b>0</b>	<b>11</b>
<b>FEB</b>	<b>0</b>	<b>0</b>	<b>0</b>	<b>0</b>	<b>0</b>	<b>11</b>
<b>MAR</b>	<b>0</b>	<b>0</b>	<b>0</b>	<b>0</b>	<b>1</b>	<b>12</b>
<b>APR</b>						
<b>MAY</b>						
<b>JUN</b>						
<b>JUL</b>						
<b>AUG</b>						
<b>SEPT</b>						
<b><i>FY TTLS</i></b>		<b>49</b>		<b>0</b>		<b>12</b>



## CITY HALL POSTAGE REPORTS

OUTGOING MAIL			(UVMS) BILLED			POSTAGE USED		
FY 2022-2023	MAIL	YTD	FY 2022-2023	MAIL	YTD	FY 2022-2023	MAIL	YTD
OCT	2721	2721	OCT	\$ 3,625.14	\$ 3,625.14	OCT	\$ 346.50	\$ 346.50
NOV	3258	5979	NOV	\$ 3,237.26	\$ 6,862.40	NOV	\$ 356.40	\$ 702.90
DEC	2608	8587	DEC	\$ 2,533.07	\$ 9,395.47	DEC	\$ 258.10	\$ 961.00
JAN	5216	13803	JAN	\$ 4,878.03	\$ 14,273.50	JAN	\$ 386.10	\$ 1,347.10
FEB	3082	16885	FEB	\$ 3,960.49	\$ 18,233.99	FEB	\$ 318.45	\$ 1,665.55
MAR	3614	20499	MAR	\$ 4,298.24	\$ 22,532.23	MAR	\$ 415.00	\$ 2,080.55
APR			APR			APR		
MAY			MAY			MAY		
JUN			JUN			JUN		
JUL			JUL			JUL		
AUG			AUG			AUG		
SEPT			SEPT			SEPT		
<b>FY TTLS</b>		20499	<b>FY TTLS</b>		\$ 22,532.23	<b>FY TTLS</b>		\$ 2,080.55

# GRANTS ADMINISTRATION





**GRANTS ADMINISTRATION DEPARTMENT**  
**MONTHLY REPORT**  
**MARCH 2023**

Grants Awarded	0
Grant Awards Amount	\$0
Local Match Amount	\$0
Grants Submitted	4
Requested Funding Amount	\$9,363,855.02
Local Match Amount	\$0
Requests for Information (RFIs) Submitted	0
Grants under Review and Development for Submission	9
<b>FY 2022-2023 Year-to-Date Grant Awards</b>	
Fiscal Year-to-Date Grants Awarded (Grants awarded after Oct. 1, 2022, including grants submitted before Oct. 1, 2022)	12
Fiscal Year-to-Date Grant Award Amount	\$5,600,750.68
Fiscal Year-to-Date Local Match Amount for Grant Awards	\$1,532,100.45
<b>FY 2022-2023 Year-to-Date Grant Submissions</b>	
Fiscal Year-to-Date Grants Submitted	18
Fiscal Year-to-Date Requested Funding Amount	\$43,625,334
Fiscal Year-to-Date Local Match Amount for Grants Submitted	\$420,518.75

**GRANTS SUBMITTED**

- FEMA's FY 2022 Staffing for Adequate Fire and Emergency Response (SAFER) Grant
  - Grant application submitted on March 16, 2023 for \$1,060,068.36, and no local match, for the salaries and benefits for four new firefighters to assist the Edinburg Fire Department with staffing and deployment capabilities. Award notification is anticipated in summer 2023; FEMA will announce awards on a rolling basis until all funds have been awarded.
- Office of Congresswoman Monica De La Cruz's FY 2024 Community Project Funding Grant
  - Grant application submitted on March 16, 2023 for the Lift Station No. 19 Force Main Realignment and Sanitary Sewer Improvements Project for \$1,394,654.50, with no local match required at this time. This project consists of rerouting the force main from Lift Station 19 and installing first time gravity sanitary sewer for properties along Rogers Road, from I69C to M Road. This project will provide relief to an existing 24" sanitary sewer line that is currently experiencing

sanitary sewer overflows due to capacity issues, posing health risks and threats to residents due to untreated sewage. This project has been recommended for funding by Rep. De La Cruz. Upon approval from the House Committee on Appropriations, award notification is anticipated in 6 to 8 months.

- Grant application submitted on March 16, 2023 for the North Closner Water Tower Project for \$6,508,000, with no local match required at this time. This project consists of a proposed 1 million-gallon elevated water tower that will provide additional water storage and pressure in the Monte Cristo Road area of north Edinburg. This tower will also allow the City to meet TCEQ elevated water storage requirements and allow for future growth to take place in the area. This project has not been recommended for funding by Rep. De La Cruz.
- Office of the Governor's FY 2024 Local Border Security Program Grant
  - Grant application submitted on March 17, 2023 for \$401,132.16 for overtime costs for enhanced patrol activities by Edinburg Police Department. The request for overtime funds will be used to: 1) Increase patrols along the Interstate 69C corridor to disrupt the trafficking of persons, drugs and weapons smuggled into and through Texas from Mexico; 2) Increase patrols in communities throughout Edinburg to disrupt and deter operations of local gangs, transnational gangs and Mexican cartel criminal organizations; and 3) Increase investigative operations in neighborhoods targeting criminal organizations, gang members, drug dealers and their suppliers. Award notification is anticipated by September 2023.

#### **GRANTS UNDER REVIEW AND DEVELOPMENT**

- Ongoing research of federal and state grants for possible development.
- Office of the Governor's FY 2022 Operation Stonegarden Grant
  - This grant funds overtime costs to increase patrols along the Interstate 69C corridor in an effort to disrupt the trafficking of persons, drugs and weapons smuggled into and through Texas from Mexico. The Office of the Governor is the pass-through entity for these FEMA funds that were awarded to Hidalgo County. According to Hidalgo County's approved budget, Edinburg is eligible to apply to the OOG for \$345,000, comprised of \$279,058 in overtime costs, and \$65,924 in fringe benefits. No local match is required. The grant application is due April 12. As the OOG made the application available on March 29, there is no possibility for City Council approval before the grant deadline. Staff will request ratification of the submission at the April 18 City Council meeting.
- Office of the Attorney General's FY 2024-2025 Victim Coordinator and Liaison Grant
  - This grant funds the salary and benefits of Crime Victim Liaisons to provide direct victim services; and to promote and educate the community and professionals about victim rights and services in an effort to identify and provide or refer them to needed services. The City is requesting funds to continue funding the salary and benefits of the Edinburg Police Department's Crime Victim Liaison, as per the grant development meetings held with EPD throughout March. The grant request is \$49,500 for FY 2024, and \$49,500 for FY 2025, for a total project cost of \$99,000. There is no match required however the City will need to contribute funds if the applicant qualifies for the highest salary amount, estimated up to \$14,093. The grant application is due April 14. Award notification is anticipated in September 2023.

- US Department of Energy's Energy Efficiency and Conservation Block Grant (EECBG)
  - This grant funds energy efficiency improvements that maximize benefits for local and regional communities for a variety of projects, such as developing a clean energy strategy, making buildings more energy-efficient, developing electric vehicle infrastructure, etc. Because Edinburg's population is over 35,000, the City is eligible to apply for a formula grant. Based on population, the City is eligible to apply for a grant of \$153,020, with no local match required. The application deadline is Jan. 31, 2024, and a Pre-Award Application is due April 28, 2023.
- USDOJ's FY 2023 COPS Hiring Grant
  - This grant funds entry-level salary and fringe benefits for additional career law enforcement officers to increase their community policing capacity and crime prevention efforts. The match requirement is 25% but will progressively increase throughout the 3-year performance period. Agencies must retain funded positions for 12 months following the 3 years of funding. The FY 2023 COPS Hiring Grant Opportunity Form was developed in March and sent to the City Managers for review and consideration, given the fiscal impact of two back-to-back FY 2021 and FY 2022 COPS Grant awards. If it is determined to proceed, the grant is due May 4. Award notification is anticipated in September 2023.
- USDOT FY 2022-FY 2023 Charging and Fueling Infrastructure Grant
  - This grant funds the acquisition and installation of publicly-accessible electric vehicle infrastructure, hydrogen fueling infrastructure, propane fueling infrastructure, and natural gas fueling infrastructure. For the Community Charging and Fueling Program, projects must be located on any public road or in other publicly accessible locations, such as parking facilities at public buildings, public schools, and public parks, or in publicly accessible parking facilities owned or managed by a private entity. For the Alternative Fuel Corridor Charging Program, projects must be as conveniently and safely located as close to the designated Alternative Fuel Corridor (I69C) as possible, generally no more than 1 mile from Interstate exits or highway intersections along designated Alternative Fuel Corridors. The match requirement is 20%. The Grant Opportunity Form was developed and sent to the Engineering Department and City Managers, and a grant development meeting was held on March 30 to discuss feasibility and possible locations. The application is due May 30.
- Texas Department of Transportation's FY 2023 Transportation Alternatives Set-Aside (TASA) Program – Active Transportation Network Enhancements Grant
  - On Feb. 21, 2023, TxDOT preliminarily advised that this project was selected to move forward to complete a full application, which will be due by June 5. On March 15, the Grants Administration and Engineering staff reviewed and discussed the project with the local Pharr TxDOT District staff, as required by TxDOT. Preliminary grant application was submitted on Jan. 25 for the Freddy Gonzalez Drive and Closner Boulevard Intersection Improvements Project in the amount of \$500,000. Edinburg is eligible to use Transportation Development Credits in lieu of the 20 percent required local match. On Friday, March 31, TxDOT officially cleared this project to move forward and now complete a detailed application that is due June 5. Award notification for the full, detailed application is anticipated in October 2023.

- Texas Department of Transportation’s FY 2023 Transportation Alternatives Set-Aside (TASA) Program – Active Transportation Non-Infrastructure Grant
  - On Feb. 21, 2023, TxDOT preliminarily advised that this project was selected to move forward to complete a full application, which will be due by June 5. On March 15, the Grants Administration and Engineering staff reviewed and discussed the project with the local Pharr TxDOT District staff, as required by TxDOT. Preliminary grant application submitted on Jan. 25 for a planning grant to update the City’s 2017 Bicycle and Pedestrian Master Plan in the amount of \$300,000. Edinburg is eligible to use Transportation Development Credits in lieu of the 20 percent required local match. On Friday, March 31, TxDOT officially cleared this project to move forward and now complete a detailed application that is due June 5. Award notification for the full, detailed application is anticipated in October 2023.
- Rio Grande Valley Metropolitan Planning Organization’s FY 2023-2024 Transportation Alternatives Set-Aside (TASA) Grant Program
  - This grant funds transportation alternatives, including bicyclist and pedestrian infrastructure and planning. Applicants are strongly encouraged to submit projects that are consistent with RGVMP’s focus areas. A 20% local match is required. The application period opened March 1 and the application deadline is May 31. A Grant Opportunity Form is currently being developed. Award notification is anticipated in September 2023.
- Texas GLO’s Resilient Communities Program (RCP)
  - This grant funds the development, adoption, and implementation of modern and resilient building codes and flood damage prevention ordinances to ensure that structures built within the community can withstand future hazards. The City is eligible to apply for up to \$300,000. More information will be provided upon further review. This grant has a rolling deadline until all grant funds are expended.

## GRANT COMPLIANCE

<b>Active Grants under Compliance</b>	<b>30</b>
<b>Compliance Monitoring Reviews</b>	<b>32</b>

- Completed eligibility determinations for five American Rescue Plan Act (ARPA) State and Local Fiscal Recovery Funds (SLFRF) projects.
- Completed compliance research and narrative for the Capital Expenditures projects under the ARPA SLFRF grant program.
- Completed compliance research and narrative to define “supplanting” as per 2 CFR Part 200 for grant programs funded by state or federal agencies.
- Completed compliance research and narrative regarding the eligible cost timeframe under ARPA, as defined by the Treasury and 2 CFR Part 200.

- Completed compliance research and narrative regarding the use of “non-federal” match vs. blending other federal grant funds in ARPA projects.
- Created project eligibility worksheets for proposed ARPA projects under Category 5, Infrastructure: Clean Water and Drinking Water, to comply with the EPA’s Clean Water State Revolving Fund Eligibilities.
- Verified all compliance items related to the CDBG-CV3 Public Broadband Infrastructure project, including Davis Bacon Labor Standards and Section 3. The project was substantially completed on March 31, 2023.
- Completed compliance review for reimbursement requests totaling \$320,868.26 for five active grants.
- Assisted in completing compliance review, re-certification and processed payments for eight CDBG Emergency Rental Assistance Program applicants.
- Attended progress meetings and provided grant compliance requirements the following projects:
  - FY 2022 EDI Community Project Funding Grant Fire Training Facility
  - CDBG FY 2021-2022 De Zavala Splash Pad (PARD)
  - CDBG FY 2021-2022 Brennaaleen-Cedar DIP Phase I
  - CDBG FY 2022-2023 Edinburg Municipal Park Baseball Field Turf
  - TXDOT CSJ 0921-02-392 Cano Trail Lighting – Edinburg Hike and Bike
  - OOG FY 2021 Operation Stone Garden Grant, Grant #3172507
- Reviewed and submitted the semi-annual progress reports for the following grants:
  - FY 2021 Community Oriented Policing Services, Grant #15JCOPS-21-GG-03411-UHPX
  - FY 2022 Community Oriented Policing Services, Grant #15JCOPS-22-GG-03453-UHPX
  - FY 2021 Operation Stonegarden Grant (OPSG), Grant #3172507
  - FY23 Bullet-Resistant Shields Program (BRSP), Grant #4594901
  - FY 2022 Border Zone Fire Departments (BZFD), Grant #4364701
- Reviewed and submitted the quarterly progress reports for the following grants:
  - FY 2023 Local Border Security Program (LBSP), Grant #2994308
  - FY 2023 Victim Coordinator and Liaison Grant (VCLG), Grant # C-00032



**GRANTS ADMINISTRATION DEPARTMENT  
CDBG PROGRAM MONTHLY REPORT - MARCH 2023**

- Held public hearing with Community Development Council for comments and presentation of the proposed FY 2023-2024 CDBG funding applications.

**FY 2022-2023 CDBG PROGRAM**

PROJECTS	BUDGET	EXPENDITURES	ENCUMBERED	BUDGET BALANCE	PROPOSED GOALS	ACTUAL GOALS	STATUS
Program Administration	220,000.00	\$ 54,762.64		165,237.36			
Housing Administration	52,417.49	\$ 10,032.54		42,384.95			
Amigos Del Valle, Inc.	45,000.00	\$ 19,997.46		25,002.54	38	40	Ongoing
CAMP University	12,000.00	\$ 3,892.74		8,107.26	6	7	Ongoing
CASA of Hidalgo County, Inc.	10,000.00	\$ 1,038.63		8,961.37	18	16	Ongoing
Children's Advocacy Center of Hidalgo County	20,000.00	\$ 5,427.13		14,572.87	65	56	Ongoing
Comfort House	5,000.00	\$ -		5,000.00	3		Ongoing
LRGVDC-Area Agency on Aging	8,000.00	\$ 1,000.00		7,000.00	20		Ongoing
Women Together	10,000.00	\$ 2,940.00		7,060.00	50	20	Ongoing
Edinburg Municipal Park -Field Turf Project	340,000.00	\$ 18,109.00		321,891.00	21880		Ongoing
Evangeline Gardens Subd.-Solar Street Lighting	40,809.00	\$ -		40,809.00	3510		Ongoing
Holly Heights Subdivision-Solar Street Lighting	64,615.00	\$ -		64,615.00	3510		Ongoing
Bar 6 Subdivision-Solar Street Lighting	37,752.00	\$ -		37,752.00	4490		Ongoing
Max Subdivision-Solar Street Lighting	20,404.00	\$ -		20,404.00	4490		Ongoing
Portable Radios 800 Mhz P25	120,000.00	\$ -		120,000.00	44085		Ongoing
Wildland/Extrication Protective Clothing	80,000.00	\$ -		80,000.00	44085		Ongoing
Emergency Rental Assistance Program	64,000.00	\$ 60,435.00		3,565.00	20		Ongoing
Housing Rehabilitation Assistance Program	162,570.00	\$ -		162,570.00	3		Ongoing
<b>TOTALS</b>	<b>\$ 1,312,567.49</b>	<b>\$ 177,635.14</b>	<b>\$ -</b>	<b>\$ 1,134,932.35</b>			

**FY 2021-2022 CDBG PROGRAM**

PROJECTS	BUDGET	EXPENDITURES	ENCUMBERED	BUDGET BALANCE	PROPOSED GOALS	ACTUAL GOALS	STATUS
Program Administration	130,000.00	\$ 129,509.64		490.36			
Housing Administration	45,000.00	\$ 44,991.24		8.76			
Amigos Del Valle, Inc.	15,000.00	\$ 15,000.00		-	10	21	Complete
CAMP University	8,000.00	\$ 8,000.00		-	5	8	Complete



CASA of Hidalgo County, Inc.	10,000.00	\$ 10,000.00		-	25	19	Complete
Children's Advocacy Center of Hidalgo County	15,000.00	\$ 15,000.00		-	55	119	Complete
Comfort House	5,000.00	\$ 5,000.00		-	3	3	Complete
Women Together	9,042.00	\$ 9,042.00		-	50	125	Complete
De Zavala Park - Splash Pad	400,000.00	\$ -		400,000.00	13285		Ongoing
Brennaaleen Cedar Detention Pond Project - Phase I	304,454.00	\$ 35,437.50		269,016.50	1995		Ongoing
Riverbend - Solar Street Light Project	16,450.00	\$ 16,450.00		-	1595	1595	Complete
Housing Rehabilitation Assistance Program	300,000.00	\$ 271,176.00		28,824.00	4	3	Complete
<b>TOTALS</b>	<b>\$ 300,000.00</b>	<b>\$ 559,606.38</b>	<b>\$ -</b>	<b>\$ 698,339.62</b>			


#### CDBG-CV PROGRAM

PROJECTS	BUDGET	EXPENDITURES	ENCUMBERED	BUDGET BALANCE	PROPOSED GOALS	ACTUAL GOALS	STATUS
Emergency Rental Assistance Program	506,766.00	\$ 506,734.00		32.00	150	340	Complete
Amigos Del Valle, Inc. - Meals-on-Wheels	106,000.00	\$ 106,000.00		-	75	112	Complete
<b>TOTALS</b>	<b>\$ 612,766.00</b>	<b>\$ 612,734.00</b>	<b>\$ -</b>	<b>\$ 32.00</b>			

#### CDBG-CV3 PROGRAM

PROJECTS	BUDGET	EXPENDITURES	ENCUMBERED	BUDGET BALANCE	PROPOSED GOALS	ACTUAL GOALS	STATUS
Program Administration	28,196.00	\$ 28,196.00		-			
Amigos Del Valle, Inc.	7,000.00	\$ 7,000.00		-	75	75	Complete
Food Bank of the RGV	100,000.00	\$ 26,820.95		73,179.05	3115	819	Ongoing
Broadband Infrastructure Project	428,742.00	\$ 232,858.39		195,883.61	75,520		Ongoing
<b>TOTALS</b>	<b>\$ 428,742.00</b>	<b>\$ 294,875.34</b>	<b>\$ -</b>	<b>\$ 269,062.66</b>			

# COMMUNICATIONS AND MEDIA



City of Edinburg-Government Social Media Report March 2023						
Post Description	Medium	Reached	Likes	Shares	Comments	Video Views
FACEBOOK						
Edinburg Municipal Court staff visited Hargill Elementary for their Community Outreach Program. They gave a presentation to 160 fourth and fifth graders regarding bullying, truancy, and the dangers of vaping. #EdinburgCares #EdinburgHelps #OurEdinburg	Photo/Graphic	6406	24	0	1	0
Tomorrow! Join us for a free Easter Egg Hunt at the Edinburg Municipal Park!  Egg hunt times 10AM: Ages 3 and under & Special Needs 10:15AM: Ages 4-5 10:25AM: Age 6 10:35AM: Age 7 10:45AM: Age 8 10:55AM: Ages 9-12 11:05AM: Ages 13 & 14 #EdinburgCares #FamilyTime #OurEdinburg	Photo/Graphic	15035	96	50	12	0
Good luck!!! #BringItHome	Photo/Graphic	9400	58	1	0	0
Great news! The City of Edinburg is extending the Amnesty Program through May 31st! Take care of those unpaid traffic tickets now. #EdinburgHelps	Photo/Graphic	4560	21	4	0	0
The City of Edinburg is thriving and hiring! In the month of March we have hired 48 applicants including 13 Police Officers, 8 Administrative Support positions, Park Rangers, Meter Readers, Groundskeepers, Operators, Deputy Court Clerk, Code Enforcement Officer, City Forester, Crime Victims Liaison, Environmental Educators and Part Time Seasonals. Please visit our website to look for your job opportunity! #edinburgcares #OurEdinburg  <a href="https://cityofedinburg.com/departments/human_resources_civil_service/employment_opportunities.php">https://cityofedinburg.com/departments/human_resources_civil_service/employment_opportunities.php</a>	Photo/Graphic	18567	94	32	13	0
Young and old enjoyed our Outdoor Expo this past weekend. Hundreds showed up, and the event was off the hook! The kiddos even got to touch some cool scaly creatures! #EnjoyEdinburg #EdinburgProud	Video	3255	66	10	1	1345

Reading shapes minds. The Dustin Michael Sekula Memorial Library hosted an International Book Discussion today with students from the Vanguard Academy in Edinburg & Oxford Academy from Reynosa to discuss 'Singing with Elephants' by Margarita Engle! Students played games and answered trivia about the book and even got to meet the author over zoom! #EdinburgCares #OurEdinburg	Photo/Graphic	10913	172	17	4	0
The Easter bunny is almost here! A free Easter Egg hunt will take place on Saturday, April 1st starting at 10AM. Keep an eye out for a special golden egg that will win you a week's free rental of a video game arcade cabinet! #OurEdinburg #EdinburgCares #FamilyTime	Photo/Graphic	21667	171	60	26	0
Warming up into the lower 80s today!	Photo/Graphic	3783	18	2	0	0
EXCITING things are happening in Edinburg! A historic partnership between DHR Health and Texas A&M University is leading to new healthcare educational opportunities in our region. #EdinburgProud #Whoop	Video	1420	13	3	0	367
More progress coming to Edinburg! Today DHR Health and Texas A&M University Health Science Center announced an expansion of their clinical research and graduate medical education program. With the new agreement, the Texas A&M School of Medicine will become the academic affiliate for the DHR Health Graduate Medical Education residency and fellowship programs. Chancellor John Sharp was in town for the big announcement. #Whoop	Photo/Graphic	9590	113	8	8	0
The City of Edinburg is partnering up with the Museum of South Texas History & Texas Folklife to present the Edinburg Music Festival on April 15th! This year's festival will take place at the Edinburg Promenade Park Amphitheater at 201 W. McIntyre and will be a fantastic day filled with music, dance, food, and fun! It's a FREE event to the public, but VIP tables are available. #OurEdinburg #EdinburgCares #FamilyTime	Photo/Graphic	41252	537	152	17	0
Due to inclement weather, Little League Baseball and Softball practices at the Edinburg Parks and Recreation Department are canceled for today, Wednesday, March 29, 2023. We thank you for your understanding.	Photo/Graphic	7418	18	2	1	0

<p>FYI: the Edinburg Regional Disposal Facility has adopted temporary Daylight Savings Business Hours: Monday-Friday 7am – 6pm Saturday 7am – 2pm</p> <p>We hope these extended hours allow all of our users to take advantage of the extra daylight time and allow us to provide a better service to you!</p>	Photo/Graphic	7325	15	5	1	0
<p>We had some more pockets of heavy rain come through overnight. Be careful on your morning commute! Cloudy and cooler with scattered showers forecast throughout today. Highs will only reach the mid 60s. #SweaterWeather #RGVwx</p>	Photo/Graphic	6571	39	6	2	0
<p>Calling all athletes! Friendly reminder that our 2nd Annual Dirty Duathlon will be taking place this Saturday, April 1st, at the Doolittle Nature Park, located at 1300 N. Doolittle Road. Registration for this event is still open, all you have to do is visit ActiveEdinburg.com!</p>	Video	2835	26	9	2	1175
<p>A Flood Advisory has been issued for some portions of Hidalgo County until 5PM. Watch for minor flooding.</p>	Photo/Graphic	13816	153	52	9	0
<p>Moderate rain with pockets of heavy rain and lightning moving east across the Upper Valley now. Careful if you have to drive! #RGVWX</p>	Photo/Graphic	4754	22	6	0	0
	Photo/Graphic	25883	373	52	19	0
<p>Join us in congratulating February's Employee of the Month, Reyna Martinez! Reyna does an outstanding job as part of the city's Engineering Department. Thank you for your hard work &amp; dedication to the city! #OurEdinburg</p>	Photo/Graphic	15267	208	6	26	0
<p>Due to inclement weather, Little League Baseball and Softball practices at the Edinburg Parks and Recreation Department are canceled for today, March 28, 2023.</p>	Photo/Graphic	10890	40	12	2	0
<p>Los Lagos and Ebony Hills Golf Course will be closed due to inclement weather.</p>	Photo/Graphic	2749	4		0	0
<p>We are already getting some of the wet stuff in Edinburg. Be careful on the roadways!</p>	Photo/Graphic	14147	88	3	5	0
<p>!! A cold front will march through the area today accompanied by showers and a few thunderstorms. An isolated stronger storm will be possible. Slightly cooler weather will follow the front.</p>	Photo/Graphic	8026	100	19	1	0

A couple of strong to severe storms capable of producing large hail and wind gusts up to 60 mph are possible as a cold front arrives tomorrow. There's a marginal risk during the afternoon and evening. Stay tuned to your local weather!	Photo/Graphic	29649	331	193	34	0
Edinburg Chamber of Commerce announced the winners for the Fiesta Edinburg parade float department entries! The winners are: 1st Utilities 2nd Public Works 3rd HR, Grants & Finance Thanks to all the departments that participated and we can't wait to see what you all bring next year! #OurEdinburg #EnjoyEdinburg	Photo/Graphic	6722	38		1	0
Make plans to join the Parks and Recreation Department for our Easter Egg Hunt this Saturday, April 1st! This FREE event will be held at Edinburg Municipal Park, located at 714 S. Raul Longoria Road, and will begin at 10 a.m. Enjoy local vendors, a chance to win prizes, and an opportunity to find the McDonald's Golden Egg for a shot at winning a one-week free rental of a video arcade game cabinet! For more information, we ask that you call (956) 381-5631. We'll see you there!	Video	3566	58	24	5	1835
Need tutoring? Your Dustin M. Sekula Library card can give you access to live online tutors! Click on this link to get help today!  <a href="https://landing.brainfuse.com/authenticate.asp?u=main.edinburglibraryhn.tx.brainfuse.com!">https://landing.brainfuse.com/authenticate.asp?u=main.edinburglibraryhn.tx.brainfuse.com!</a>  For more information call (956) 383-6246 or visit <a href="https://cityofedinburg.com/library">https://cityofedinburg.com/library</a> #EdinburgCares #OurEdinburg	Photo/Graphic	5137	20	7	1	0
Just in time for Spring Cleaning! The City of Edinburg would like to invite you to a Community Garage Sale at the Edinburg Parks & Recreation Center Saturday, May 27th at 8AM. For information on registration, call (956) 381-5631.	Photo/Graphic	34674	440	157	38	0
Big props to our Edinburg FD! They hosted the RGVFFMA 73rd Annual Fire & Public Safety Academy and it was a huge success! An estimated 500 first responders attended classes in firefighting, rescue, emergency management, technical rescue, and leadership. #AlwaysOnHand	Photo/Graphic	9432	88	3	1	0

The Edinburg City Council held a proclamation to recognize March as National Nutrition Month! #EdinburgHelps #EdinburgCares	Photo/Graphic	6501	81	2	3	0
A weak cold front Monday night into Tuesday will bring rain and thunderstorm chances along with cooler temperatures. Dry, warm and breezy conditions are back by late in the week.	Photo/Graphic	8446	80	15	2	0
We are coming up on the last week of the City of Edinburg's Amnesty Program! Take care of those unpaid traffic tickets now. #EdinburgHelps	Photo/Graphic	6741	20	9	1	0
The Edinburg City Council held a proclamation to recognize April 24th-30th as Severe Weather Awareness Week!						
Follow this link to the Emergency Preparedness plan to learn how you can prepare you and your family for any emergency.  <a href="https://cityofedinburg.com/departments/fire/emergencymanagement_.php">https://cityofedinburg.com/departments/fire/emergencymanagement_.php</a>	Photo/Graphic	4560	32	3	1	0
We had an oh-fish-ially great time at the Outdoor Expo today! A big thank you to the vendors that made the expo a fun & educational experience for all ages, and thank you to the families that came out to experience everything we had to offer! #OurEdinburg #OutdoorExpo	Photo/Graphic	41918	397	22	11	0
Fish on! Join us TODAY for some awesome fishing , a live animal show, rock wall and so much more! It's a FREE event for the family. Bring your valid fishing license if you plan to join the fishing tournament! #EnjoyEdinburg	Photo/Graphic	9952	50	22	4	0
TOMORROW....become a reel legend! #FamilyTime #FreeEvent #EnjoyEdinburg	Photo/Graphic	16382	89	32	4	0
Eric, we are SO INCREDIBLY proud of you!!! Amazing career! #StillOurChamp	Photo/Graphic	20080	266	7	13	0
Bag it don't trash it! The City of Edinburg Department of Solid Waste would like to ask you to get in the habit of bagging your trash! We've included a few helpful tips to keep our community clean, healthy, and safe! #OurEdinburg #EdinburgCares	Photo/Graphic	7044	35	4	3	0

Hop over to Edinburg Municipal Park for our Easter Egg Hunt! This free event will take place on Saturday, April 1st starting at 10AM. Keep an eye out for a special golden egg that will win you a week's free rental of a video game arcade cabinet! #OurEdinburg #EdinburgCares #FamilyTime	Photo/Graphic	44995	425	228	58	0
Edinburg's City Council issued a resolution in support of the Hidalgo County Prosperity Task Force and their mission of providing essential services like job training and financial literacy to residents for a more effective way to combat poverty! ❤️ #EdinburgCares #OurEdinburg	Photo/Graphic	9092	12		2	0
The City of Edinburg is looking for lifeguards! If you're interested in a fun environment and looking to learn valuable work and life experience, visit the following link and apply today! #EdinburgCares #EdinburgHelps  <a href="https://www.applicantpro.com/openings/cityofedinburg/jobs/2815792/TX-Texas/Edinburg/Lifeguard">https://www.applicantpro.com/openings/cityofedinburg/jobs/2815792/TX-Texas/Edinburg/Lifeguard</a>	Photo/Graphic	10700	31	15	2	0
Hot and WINDY again!	Photo/Graphic	3666	14	3	2	0
Ok champ let's do this!!! Eric Molina's fight kicks off at 9pm. All of the RGV is in your corner!! #EdinburgProud	Photo/Graphic	26011	234	9	7	0
Texas strong! The South Texas All Hazards Conference, hosted by Hidalgo County wraps up today. It's been a great learning experience for attendees, especially our Edinburg emergency responders and public works crews!	Video	2172	19	1	1	726
Let's all be in his corner! In support of our very own Asst. Parks Director Eric Molina, Parks & Rec will be carrying the Kean vs. Molina fight LIVE. Join us! It will be Molina's LAST FIGHT EVER. #FreeEvent #WatchParty	Photo/Graphic	30852	326	56	12	0
Mayor Garza spoke at the UTRGV Social Work Conference, recognizing the difference that social workers make for our community! In addition, attendees shared methods to use social work to make an even bigger impact in the area! #EdinburgCares #OurEdinburg	Photo/Graphic	8656	177	17	0	0
Soooo, it's #NationalPuppyDay, a day to celebrate the joy and love that our furry friends bring to our lives. Enjoy some puppy love today!!	Photo/Graphic	6849	64	5	20	0



Get ready for a reely good day! Reminder that we are hosting the Outdoor Expo THIS Saturday, March 25, from 9am-3pm. Entry is FREE, and all ages are welcome, so bring the whole family for a day of fun! #OurEdinburg #EnjoyEdinburg	Photo/Graphic	22649	203	75	35	0
Don't forget to sign up for our 2nd Annual Dirty Duathlon! Online registration closes on March 31st at 5pm. Registration includes division awards, shirts, medals, and a race bib! Hurry now and prepare yourself for a challenge! #StayActiveEdinburg #OurEdinburg Register at activeEdinburg.com!	Photo/Graphic	12638	51	8	5	0
Cool event set for Saturday! Go to Edinburgrotary.org for ticket info!	Photo/Graphic	8768	52	5	5	0
The new Edinburg FD pumper truck and rescue pumper tanker are on display at the South Texas All Hazards Conference Exhibit Hall! #EdinburgProud #AlwaysOnHand	Photo/Graphic	20430	216	11	3	0
The Edinburg City Council held a proclamation recognizing March as Youth Art Month! In addition, Edinburg will install a mural at Bicentennial Skate Park designed by Edinburg North High School student, Kate Castillo! #EdinburgCares #OurEdinburg Edinburg Consolidated Independent School District	Photo/Graphic	10728	207	19	3	0
Our Public Works team is hard at work every day to improve our city's infrastructure! From our recent flood indicator installation to clearing ditches, we are making Edinburg a better place for YOU! #EdinburgCares #OurEdinburg	Photo/Graphic	6161	43	3	2	0
Street Closure Please be advised that Schunior St. will be closed from Sugar Rd. to Elizabeth, March 22-24 (Wed-Fri), while we work to install the illuminated crosswalk at the ball field. Please drive with caution!	Photo/Graphic	3989	13	11	0	0
As of today the intersection of Jackson & Chapin Rd. will be flashing red, advising citizens of new signal lights coming. The intersection will be flashing for 2 weeks before it's fully functional. April 4th will be the opening date for the intersection to be in full service. Thank you and we apologize for any inconvenience!	Photo/Graphic	11090	70	27	5	0
Be a clean, green recycling machine! Trash Bash 2023 is happening soon. Join us on April 15th & help keep our city clean! Everyone is welcome! #CleanEdinburg #OurEdinburg	Photo/Graphic	3264	21	5	1	0

Edinburg got ACTIVE. We are proud to announce that our city placed 2nd for the It's Time Texas Community Challenge! We did a great job of eating healthy, exercising, and staying hydrated. Let's continue to build a healthier community and bring home the 1st place trophy next year! #ActiveEdinburg #ItsTimeTexas	Photo/Graphic	5605	69	1	1	0
Warm and windy conditions will dominate the forecast this week. The passage of a weak cold front on Friday will produce cool temps for Saturday morning. #rgv	Photo/Graphic	6458	27	5	1	0
In honor of Severe Weather Week, the City of Edinburg would like to remind you about the dangers of wildfires! And as the weather gets warmer, it's important to be aware of the signs of heat related illnesses. Please take precautions! #EdinburgCares #SevereWeatherAwareness	Video	1791	12	3	1	647
Join the Edinburg Parks and Recreation Department at the Edinburg World Birding Center for this weekend's 3rd Annual Outdoor Expo! The event will be held on Saturday, March 25, 2023, at 9 a.m. and is FREE for all ages. This family-friendly event features a fishing tournament (fishing license required), animal shows, a rock wall, local vendors, and more! Tune in now for all of the details.	Video	4827	105	32	6	2282
Looking for a new hobby? The Dustin M. Sekula Library is hosting chess classes every Monday at 6PM starting today! Classes operate on a first come first serve basis, so don't miss out! #OurEdinburg #EdinburgCares	Photo/Graphic	7034	40	12	4	0
UTRGV & the City of Edinburg Present: The Wall That Heals. Join us for the welcome ceremony on April 20th at 10am. The replica of the Vietnam Veterans Memorial and mobile education center will be available for viewing from April 20-23. The installation is free to the public and open 24 hours. #EdinburgCares	Photo/Graphic	5120	69	11	0	0
Not much sun today however temperatures are expected to be slightly warmer. Still 10 degrees below normal for us.	Photo/Graphic	2730	17	2	0	0
We're the ONLY city in Texas selected by the National League of Cities to participate in a pilot peer learning cohort for a newly launched initiative, improving community health and resilience through the arts! The initiative will be carried out in partnership with One Nation/ One Project, a national arts and wellness project. #EdinburgProud Edinburg Cultural Arts	Video	1539	18	4	0	349

The Public Hearing for the FY 2023-2024 Community Development Block Grant (CDBG) will take place on Thursday, March 23rd at the Sekula Memorial Library. The community is welcome to join us starting at 5:30 PM!							
For additional information or accommodations, please contact the Grants Administration Department at (956)388-8206.	Photo/Graphic	3032	7	1	0	0	
Cloudy and cool today with highs only making it into the upper 50s.	Photo/Graphic	7514	61	9	3	0	
Need tutoring? Your Dustin M. Sekula Library card can give you access to live online tutors! Click on this link to get help today!							
<a href="https://landing.brainfuse.com/authenticate.asp?u=main.edinburglibraryhn.tx.brainfuse.com!">https://landing.brainfuse.com/authenticate.asp?u=main.edinburglibraryhn.tx.brainfuse.com!</a>							
For more information call (956) 383-6246 or visit <a href="https://cityofedinburg.com/library">https://cityofedinburg.com/library</a> #EdinburgCares #OurEdinburg	Photo/Graphic	4991	23	14	0	0	
"E is for Everyone..." The Edinburg 2040 project is a testament to the progress being made in the City of Edinburg. These committees ensure that our three time All America City will be prepared for all of the upcoming economic and educational opportunities! #EdinburgSOTC2023 #EdinburgProgress	Video	2135	67	5	1	651	
The Edinburg City Council proclaimed March as Colorectal Cancer Awareness Month. Bringing forth awareness & education is important in the prevention & early treatment of colorectal cancer in our community! #ColorectalCancerAwareness #EdinburgCares #OurEdinburg	Photo/Graphic	3714	26	2	1	0	
Lace up your walking shoes! Dustin M Sekula Memorial Library will be hosting its Walk N' Talk on March 21st at 6pm. Join us for some fun exercises, get some useful nutritional tips, and take a group walk with us! Entry is free, so come along & have a fun time! #OurEdinburg #EdinburgCares	Photo/Graphic	5457	41	9	0	0	
Lows will dip into the mid 40s to mid 50s across most of the RGV. Bundle up!	Photo/Graphic	2851	20	7	0	0	

Let's get ready to rumble! Edinburg's own Eric Molina will be facing Heavyweight Champion Simon Kean on Thursday, March 23 to be broadcast live on ESPN! Molina's last fight in his long career will take place in Montreal, Canada. Good luck Eric, Edinburg is in your corner! #EdinburgProud #OurEdinburg	Video	86147	2587	517	77	33961	
Are you ready to be challenged? The City of Edinburg is hosting it's second annual Dirty Duathlon at the Doolittle Nature Park on April 1st, 2023 at 7:30AM. 3 miles of running and 3 miles of biking on one of Edinburg's finest parks! Registration ends March 31st so vist <a href="https://www.trisignup.com/Race/TX/Edinburg/EdinburgDirtyDuathlon">https://www.trisignup.com/Race/TX/Edinburg/EdinburgDirtyDuathlon</a> and secure your spot in the race! #StayActiveEdinburg #EdinburgProud	Video	2542	27	7	2	1001	
UPDATE: ALL INTERSECTIONS INVOLVED IN THE POWER OUTAGE ARE BACK IN SERVICE.  The following intersections are out of service due to local power outages: University & 21st University & veterans Schunior & Veterans University & 16th University & 12th McIntyre & 12th Cano & 12th Portable stops will be set until the power has been restored by electric providers.	Photo/Graphic	5296	20	5	4	0	
Wind Advisory is now in effect for all of South Texas. Expect winds of 20 to 30 mph with gusts up to 40 mph. Be sure to secure loose objects (like your trash cans) & use caution while driving. It's gonna be a cool day.	Photo/Graphic	5295	30	6	2	0	
Happy St. Patrick's Day! Remember to wear your green today.	Photo/Graphic	5179	53	3	1	0	
Here's some photos of the RGV Hispanic Chamber's Hats Off to Women of Distinction Awards! The event celebrated women who have excelled throughout their careers and are involved in community building. Edinburg's Director of Library and Cultural Arts, Letty Leija, was recognized in the Arts & Entertainment category! Congratulations Ms. Leija, and to all the other amazing women recognized at the event! #EdinburgProud #WomenOfDistinction	Photo/Graphic	15409	121	2	6	0	

Are you ready to get down and dirty? Mark your calendars for April 1st, where we will be hosting our 2nd Annual Dirty Duathlon! The race will consist of two 1.5-mile runs & a 3-mile bike ride. Visit ActiveEdinburg.com TODAY to register before slots are filled! #ActiveEdinburg	Photo/Graphic	8211	29	10	5	0
UPDATE: WATER IS BACK IN SERVICE.  WATER CLOSURE: Please be advised that water service will be shut-off today, Thursday, March 16, 2023, for the area surrounding North Sugar Road from Monte Cristo to Chapin Rd on Mile 17 1/2 and West Mile 17 1/2 from North Closner to North Sugar Road until 2:00 PM to allow City crews to complete an emergency repair. The actual duration of the shut-off will depend on the conditions encountered.  For questions or concerns, contact the Utilities Department at (956) 388-8212 or the after hours contact at the City's Water Plant at (956) 388-8220.	Photo/Graphic	4541	8	3	1	0
Happening this afternoon! Ribbon Embroidery Classes will held at the Sekula Memorial Library at 4:30 PM! Classes will be bilingual, but seating is limited, so call to register ahead at (956) 383-6246! #OurEdinburg	Photo/Graphic	4645	14	1	0	0
Bust out the jackets again. A strong cold front tomorrow ushers in much cooler and wetter conditions for the RGV this weekend. #TypicalRGVweather	Photo/Graphic	28336	337	111	22	0
Business is good in Edinburg! Sales tax numbers are in for February and the City of Edinburg was up 9% compared to February of 2022. That leads every major large city in the RGV. Thanks to our residents and business community for investing in our city. We're looking forward to even more growth in 2023! #EdinburgProud #OurEdinburg	Photo/Graphic	4744	27		1	0
Check out this before and after of a ditch that City of Edinburg Public Works cleared in preparation for hurricane season. Thank you! #EdinburgProud #EdinburgCares	Photo/Graphic	9166	46	1	2	0

<p>UPDATE: WATER IS BACK IN SERVICE.</p> <p>Water Shut-Off Notice</p> <p>Lyndon B Johnson Elementary from S-I 69 -C on Sprague to Dove Ave and surrounding area Residents</p> <p>The water service will be temporarily shut-off from approximately 12:30pm until 5:00 PM to allow the City to complete the emergency repair. The actual duration of the shut-off will depend on the conditions encountered. Thank you in advance for your patience and understanding. We apologize for any inconvenience this may cause.</p>	Photo/Graphic	4704	10	5	1	0
<p>Good things come to those that bait! Edinburg is hosting an Outdoor Expo on March 25, 9AM-3PM including a live animal show, fishing tournament, rock wall, boat/atv show, and more! Entry is FREE so bring your family and enjoy some outdoor fun! #OurEdinburg #EnjoyEdinburg</p>	Photo/Graphic	25233	225	95	26	0
<p>Cooler and wetter weather coming to the Valley. Check out those weekend highs!</p>	Photo/Graphic	14008	107	42	6	0
<p>UPDATE: ALL INTERSECTIONS ARE BACK IN SERVICE.</p> <p>The following intersections are out of service due to local power outages: Monmack &amp; University Closner &amp; Canton Closner &amp; Wisconsin Sugar &amp; Canton</p> <p>Portable stops will be set until the power has been restored by electric providers.</p>	Photo/Graphic	19207	140	50	46	0
<p>Empowering Today, Envisioning Tomorrow! Take a look at some additional photos from Mayor Ramiro Garza's first State of the City Address. Thanks again to all who attended and participated in the event! Now we look ahead to more progress for our beautiful city! #EdinburgSOTC23 #EdinburgProud</p>	Photo/Graphic	8698	58	2	2	0

CAUGHT ON CAM: An Edinburg PD officer narrowly escaped injury on Friday after being hit by a suspected drunk driver while on patrol. The suspect veered head on into the officer's lane, then sideswiped the back of the unit. Thankfully our officer was not hurt! The driver, a 51-year-old woman, was arrested & charged with driving while intoxicated. The incident was filmed on the officer's dash cam. This is a vivid reminder: PLEASE DO NOT DRINK AND DRIVE.	Video	14643	153	39	3	7239
Edinburg City Council recognized our January Employee of the Month Claudia Tovias, from the Finance Department. In her nomination her director stated that Ms. Tovias "...has shown dedication to her work and stays after-hours to work and is willing to help as needed by our department as we keep facing new challenges." #EdinburgProud	Photo/Graphic	7479	27	1	0	0
Tomorrow is the last day to join the Edinburg World Birding Center on a guided bird walk! Learn about the diverse birdlife in our region and connect with the nature around you. Binoculars provided! #EdinburgProud #EdinburgCares	Photo/Graphic	5638	14	1	1	0
Another cool and cloudy day on tap. A couple of showers are possible tomorrow. Thursday is forecast to be the warmest day, before a cold front arrives Friday. Thunderstorms are possible with that front. Much cooler weather awaits this weekend!	Photo/Graphic	8601	56	18	1	0
Take a look at a recap of this year's Hometown of Heroes Half Marathon. Thank you to all of the race participants and to the 13 heroes recognized this year for their positive contributions to the community of Edinburg! #OurEdinburg #EdinburgCares	Video	2270	23	3	1	713
The Edinburg City Council proclaimed March as American Red Cross Month. The contributions of the American Red Cross have helped not just Edinburg residents, but all across the country by providing emergency shelter, food and comfort for displaced families, and lifesaving blood donations. Thank you! #EdinburgCares #OurEdinburg	Photo/Graphic	6643	33	3	0	0
The City of Edinburg wants to wish you a happy and restful Spring Break! #OurEdinburg #EdinburgCares	Photo/Graphic	5224	53	5	0	0
Imagine that! After today's hot temps , a cold front will move through the RGV late tonight into tomorrow morning. Overnight lows will drop into the upper 50s to upper 60s with increasing clouds.	Photo/Graphic	39153	821	225	63	0

Edinburg Municipal Court had visitors from the Girl Scouts from Canterbury Elementary Troop #1050! Judge Bustos, Court Administrator Maribel Vasquez, and the COP division spoke to them about safety tips, the court's functions, and the girls took a tour of the police department! #EdinburgCares #OurEdinburg	Photo/Graphic	7236	27	2	0	0
Coming soon! UTRGV & The City of Edinburg Present: The Wall That Heals. The replica of the Vietnam Veterans Memorial and mobile education center will be available for viewing from April 20-23. Bring your family and join one of the group tours that are free to the public! #EdinburgCares	Photo/Graphic	8542	71	23	6	0
It is going to be a HOT today with high temps in the upper 90s and sunny skies expected across the Valley!	Photo/Graphic	5354	16	6	1	0
Don't forget! The Edinburg Municipal Court's Amnesty Program runs through the end of March. Take care of those unpaid traffic tickets now. #EdinburgHelps	Photo/Graphic	5772	18	28	0	0
Judge Bustos along with court staff were invited to Hargill Elementary to celebrate and read to the kids for Dr. Seuss Week - Read Across America! #EdinburgCares #OurEdinburg	Photo/Graphic	14878	82	6	2	0
It's a hot weekend for sure!	Photo/Graphic	4165	4		0	0
Edinburg PD officers, along with the Texas Department of Transportation, took the opportunity to engage with the community at Fiesta Edinburg to promote their campaign against drinking and driving! The officers used a DWI simulator provided by TxDOT, along with other tools like googles that simulate intoxication symptoms to spread awareness. As Spring Break approaches, please be mindful about the dangers of drinking and driving! #EdinburgCares #TxDOT #edinburgpd #FiestaEdinburg	Photo/Graphic	11820	24	1	0	0
Don't forget! We're springing forward an extra hour so set your clocks tonight! #EdinburgCares	Photo/Graphic	10977	76	38	2	0
Empowering Today, Envisioning Tomorrow. That was the theme of Mayor Ramiro Garza's first State of the City Address. THANK YOU to everyone who joined us on the red carpet. It was an incredible night and a packed house. #FastestGrowingCityInTheRGV #EdinburgSOTC23	Photo/Graphic	10776	69	2	1	0



Empowering today, envisioning tomorrow!							
We'd like to thank everyone who was able to attend Mayor Ramiro Garza, Jr.'s first State of the City Address last night, and we look forward to continued growth for the City of Edinburg and its residents. #EdinburgSOTC23	Video	2009	19	2	0	438	
#EdinburgSOTC23	Photo/Graphic	3045	21	2	0	0	
Photos from today's job fair! Thank you to the departments that joined us. You still have until 1 PM to come meet our team, so hurry over! #EdinburgProud #OurEdinburg	Photo/Graphic	13650	74	5	3	0	
The Dustin M. Sekula Library is hosting a special event for its National Barbie Day Celebration tomorrow at 1 PM! Join them for a story time and a fun hands-on activity! And don't forget to check out their Barbie Doll Collection Display located at the Children's Dept! #EdinburgCares #OurEdinburg	Photo/Graphic	7805	21	5	3	0	
TODAY!	Photo/Graphic	3418	26	8	2	0	
What a night! Your City of Edinburg Mayor Ramiro Garza Jr. delivered the State of the City Address, highlighting the past year's accomplishments and giving us a glimpse into the future. Thank you City of Edinburg employees for putting on a wonderful event. Thank you to all the delicious local restaurants for a wonderful Taste of Edinburg! And most importantly thank you to all who attended for making Mayor Garza's first State of the City Address a memorable one! See you next year! #EdinburgSOTC2023	Photo/Graphic	18448	185	9	11	0	
"The E is for Everyone! Edinburg IS for everyone—and moving forward into 2023, we will continue empowering our community--- and envisioning a better future." Powerful words to end Mayor Ramiro Garza Jr.'s first State of The City Address. #EdinburgSOTC23	Photo/Graphic	7489	55		4	0	
Mayor Ramiro Garza Jr.'s State of The City Address is about to begin, but before residents got to enjoy a Taste of Edinburg! Local restaurants served up delicious bites of food showcasing their unique flavors. #EdinburgSOTC2023 #EdinburgProud	Photo/Graphic	9220	59	2	0	0	
TRAFFIC ALERT : Take a look at the map for today's Edinburg State of The City. #EdinburgSOTC23	Photo/Graphic	4275	9	2	0	0	

Happening tonight! Our Mayor Ramiro Garza Jr. will deliver the State of the City Address at the Edinburg Conference Center at Renaissance. He'll highlight the City's amazing accomplishments in 2022 and lay out the vision for the future. This is Mayor Garza's first State of the City since taking office. #EmpoweringTodayEnvisioningTomorrow #EdinburgSOTC23	Photo/Graphic	7092	95	9	2	0
TRAFFIC ALERT on Pharr Interchange: Two separate vehicle crashes are causing traffic to stall. One of the crashes is on the Edinburg to McAllen connector in Pharr. Find an alternate route if you're going to be on the road!	Photo/Graphic	11245	49	40	9	0
Mayor Ramiro Garza and members of City Council joined the Pharr leadership team along with officials from the US and Mexico on the groundbreaking of the Pharr Bridge Expansion! Congratulations, this will be a game changer for our area! #RGVProud	Photo/Graphic	9619	65	3	5	0
More economic development coming to our great city! Mayor Garza & the City Council attended the grand opening of the Junior's Fresh Market store today! Many thanks to them for their investment in our City. #EdinburgProgress	Photo/Graphic	17054	168	9	7	0
Congratulations! On Tuesday, Edinburg City Council recognized the Harvest Christian Academy Lady Eagles as the 1st team to bring a basketball state title to the Rio Grande Valley. #EdinburgProud #OurEdinburg	Photo/Graphic	24185	708	31	25	0
The annual State of the City Address is set for tomorrow at 6pm at the Edinburg Conference Center at Renaissance. Mayor Garza will review the past year's accomplishments and highlight the direction of the city moving forward. #EmpoweringTodayEnvisioningTomorrow #EdinburgSOTC23	Video	2001	19	5	1	406
Happy International Women's Day to ALL of the phenomenal women in the Valley and special thanks to the dedicated women who make our City what it is. You are appreciated! #EdinburgProud	Photo/Graphic	19889	226	8	4	0
Warm and breezy conditions continue through the weekend, with the hottest day expected on Sunday. A cold front brings a chance of rain and more normal temps on Monday.	Photo/Graphic	4283	8	1	1	0

<p>Congratulations are in order! ❤️</p> <p>Letty Leija, the city of Edinburg's Director of Library and Cultural Arts, will be honored in the Arts &amp; Entertainment category at tomorrow evening's 2023 Women of Distinction Awards! The event is a celebration of women who have excelled throughout their careers and have been involved in community building, and Ms. Leija truly deserves this recognition. Join us in thanking her for all that she has done for the arts in our beautiful city!</p>	Video	4267	111	6	25	1668	
<p>The Public Works Department recently installed a flood indicator in one of our city's storm drains to track flood risks in the area. Now, when water levels are rising to potentially dangerous levels, the city will know in advance to alert our citizens.</p> <p>The safety &amp; protection of our citizens will be vastly improved with this technology to warn us of any potential dangers caused by heavy rainfall!</p>	Photo/Graphic	11634	76	3	4	0	
<p>"The more that you read, the more things you will know. The more that you learn, the more places you'll go." - Dr. Seuss</p> <p>As part of Read Across America, Councilman Johnny Garcia read Dr. Seuss to students at Hargill Elementary! #EdinburgCares #OurEdinburg</p>	Photo/Graphic	7466	44	1	2	0	
<p>Happening this week! The City of Edinburg is hosting a job fair on March 10th from 9AM-1PM at Sekula Library. You'll have the opportunity to meet with our department directors and find the right fit for you! #EdinburgProud</p>	Photo/Graphic	6577	14	8	0	0	
<p>Here are some additional photos of yesterday's Hometown of Heroes Half Marathon. Congratulations to all of the participants and thank you to our Heroes for continuing to impact our community in a positive way! #EdinburgProud #EdinburgCares</p>	Photo/Graphic	12118	61	4	2	0	

<p>WATER CLOSURE: Please be advised that water service will be temporarily shut-off for Sprague Street, between McColl Road and MonMack Road, today, Monday, March 6, 2023, until 11:00PM to allow City crews to complete an emergency repair.</p> <p>The actual duration of the shut-off will depend on the conditions encountered.</p> <p>For questions or concerns, please contact the Utilities Department at (956) 388-8212 or the after hours contact at the City's Water Plant at (956) 388-8220.</p> <p>We thank you for your patience and understanding. We apologize for any inconvenience this may cause.</p>	Photo/Graphic	5460	4	1	2	0
<p>Take a look at this recap and special interview from the proclamation honoring Grupo Frontera! Thank you for a fun night and the City of Edinburg is proud to be called 'The Hometown of Grupo Frontera!'</p> <p>#OurEdinburg #NoSeVa</p>	Video	4196	132	11	0	1560
<p>Check out these fun and educational events for March held at the Dustin M. Sekula Memorial Library!</p> <p>#OurEdinburg #EdinburgCares</p>	Photo/Graphic	12314	39	18	5	0
<p>Unseasonably warm, rain-free, and breezy weather will continue for the RGV through Thursday. Rain chances increase Friday.</p>	Photo/Graphic	4135	16	5	1	0
<p>Congratulations to all the racers who participated in our 3rd Annual Hometown of Heroes Marathon.</p> <p>And another special thank you to all of the 13 heroes nominated this year:</p> <p>Joseph Anthony Lucio  Chad Dempsey  Estella G. Lopez  Carlos Romeo Garza †  Rafael Garcia †  Sam De La Garza  Bertha Chavana  Richard Garcia  Ronnie Guerra Sr.  Judge Charlie Espinoza  Dr. Omar C. Garza †  Joe Ochoa  Mike "Coach" Duffey</p> <p>We'll see you next year! #EdinburgProud  #OurEdinburg</p>	Photo/Graphic	22370	241	12	5	0

This week, the City of Edinburg Municipal Court held a presentation for 4th and 5th graders at De Escandon Elementary. They learned about the court process and juvenile offenses such as truancy, parent contributing, bullying, and cyberbullying. #EdinburgCares	Photo/Graphic	10028	31	1	0	0
The Fiesta Edinburg Parade was a success!						
A huge thank you to everyone who was able to join us this morning! Don't miss out on all that Fiesta Edinburg has to offer this weekend. Head over to Edinburg.com for more information!	Photo/Graphic	43399	535	45	10	0
Parade TOMORROW						
We're celebrating 54 years of Fiesta Edinburg and bringing back our parade! The parade kicks off at 10am at Richard Flores Stadium and ends at the Hidalgo County Courthouse! ☐☐	Photo/Graphic	21735	140	27	13	0
The month of March is recognized as Colon Cancer Awareness Month. Today our employees wore blue to show their support and raise awareness of colon cancer! #OurEdinburg #EdinburgCares	Photo/Graphic	11755	81	4	1	0
This week, Judge Bustos and Court Administrator Maribel Velasquez celebrated Dr. Seuss Week at Alfonso Ramirez Elementary. They were special guests invited to read The Cat in The Hat on Cat in The Hat Day! #EdinburgCares	Photo/Graphic	11228	56	1	2	0
PARENTS: ALL students are safe. The situation is under control and the building has been secured. There is no active threat.	Photo/Graphic	16606	130	46	17	0
A fire weather watch has been issued for all of the Rio Grande Valley. Northwesterly winds and low relative humidity will create favorable conditions for wildfire growth and spread. PLEASE do not burn outdoors. #RGV	Photo/Graphic	5471	12	1	2	0
Come join our team! The City of Edinburg is hosting a job fair on March 10th from 9AM-1PM at Sekula Library. You'll have the opportunity to meet with our department directors and find the right fit for you! #EdinburgProud	Photo/Graphic	13285	75	39	5	0
☐ Typical RGV weather! Super hot yesterday, but a cold front slid through overnight. You may need a light sweater walking out the door, before it warms up again. It gradually gets hotter throughout the next few days.	Photo/Graphic	6751	12	1	0	0
!!\$10 Carnival Bracelets are SOLD OUT for the night at Fiesta Edinburg !!	Photo/Graphic	48376	524	88	174	0

	Video	11048	373	37	3	5225	
Happy Dr. Seuss Day! This week, the City of Edinburg's Assistant City Manager, Jesus Saenz, read 'The Cat In The Hat' to Ms. Betty Hinojosa's Kindergarten class at Alfonso Ramirez Elementary School. #EdinburgCares	Photo/Graphic	10348	95	4	1	0	
And the secret is out! The selections for the 3rd Annual Hometown of Heroes Half-Marathon were revealed last night. BIG CONGRATS to the 13 Edinburg natives who were chosen to represent each mile marker along Sunday's race route.  The honorees are: Joseph Anthony Lucio Chad Dempsey Estella G. Lopez Carlos Romeo Garza † Rafael Garcia † Sam De La Garza Bertha Chavana Richard Garcia Ronnie Guerra Sr. Judge Charlie Espinoza Dr. Omar C. Garza † Joe Ochoa Mike "Coach" Duffey	Photo/Graphic	28830	116	65	3	0	
What an incredible night! Thousands turned out to see Grupo Frontera at our amphitheater as Edinburg city leaders presented them with a special proclamation. Feb. 16 is now 'Grupo Frontera Day in Edinburg' and we are also the 'hometown of Grupo Frontera.' The band surprised fans with a mini-concert as a thank you. #LoveEdinburg #NoSeVa	Photo/Graphic	29866	346	15	6	0	
T-minus 3 days until our Hometown of Heroes Half-Marathon on Sunday, March 5!  If you've already registered, packet pickup is happening NOW at Parks and Recreation 9am-8pm on Friday, March 3rd, and on race day from 6:15- 6:45am.  If you're still debating, don't miss out! Online registration closes TONIGHT at midnight. However, you'll be able to walk in and register at Parks and Rec., located at 315 Mark. S Peña Drive, until 5:30 p.m. on Friday, March 3rd. #ActiveEdinburg	Photo/Graphic	6690	13	2	0	0	

Happy Read Across America Day!							
Mayor Ramiro Garza Jr. joined students at De La Viña Elementary School today to be a guest reader at their campus and encouraged students to experience the joy of reading. #EdinburgCares #OurEdinburg	Photo/Graphic	9511	120	7	0	0	
Don't forget! TONIGHT Fiesta Edinburg is having their \$10 'All You Can Ride Night' at the Heart of America Carnival from 6-10pm. The carnival will be located at the Bert Ogden Arena. See you there!	Photo/Graphic	144085	1218	440	205	0	
Thursday has a high (80-90%) chance of being 20°F above normal for this time of year especially for areas west of I-69C. Highs will reach 95-110°F by the afternoon!!! Please stay safe! Drink plenty of water & look before you lock your cars! #EdinburgCares	Photo/Graphic	6913	34	13	1	0	
Today our Edinburg City Council issued a proclamation honoring Grupo Frontera. They declared February 16th as Grupo Frontera Day! The group showed their appreciation by having a surprise mini-concert for the citizens of Edinburg! Thank you for a fun night Grupo Frontera! #EdinburgProud #RGVProud	Photo/Graphic	212603	4995	583	125	0	
Grupo Frontera Proclamation!	Video	28205	1646	272	192	11472	
PARKING INFO: Coming to join us for Grupo Frontera???!!!! PLEASE PARK at the Edinburg CISD facility on 6th and Peter and 7th and Peter!!!	Photo/Graphic	22950	118	8	6	0	
Hometown of Heroes Half Marathon	Video	3867	35	5	2	1221	
Hometown of Heroes Recognition of Presentation	Video	3381	17	3	4	550	
Hometown of Heroes Recognition of Presentation	Video	3154	12	3	0	577	
Hometown of Heroes Recognition of Presentation	Video	2950	7	1	1	507	
The City of Edinburg announces 2023's Hometown of Heroes Honorees!	Video	3648	41	5	1	892	
Be sure to join the Edinburg Chamber for Fiesta Edinburg this week! The event kicks off tomorrow, Thursday, March 2nd. On Saturday, March 4th, join us on Closner Boulevard for the Fiesta Parade! There's something for everyone - enjoy carnival rides, live music, food, and more at the Bert Ogden Arena. Visit Edinburg.com for more information on tickets, times, and dates.	Video	10019	176	25	12	5717	

!! TONIGHT: Don't forget to join us! The City of Edinburg is presenting a proclamation in honor of popular Grupo Frontera at 8pm at the Promenade Park Amphitheater. The city will declare Edinburg as the 'Hometown of Grupo Frontera.' The amphitheater will open its doors FREE to the public at 7pm at 201 W. McIntyre. #EdinburgProud #NoSeVa	Photo/Graphic	54885	462	69	33	0
Join us tonight at 6 PM in the Edinburg City Hall Council Chambers for the unveiling of our heroes for the 3rd Annual Hometown of Heroes Half Marathon! #EdinburgCares #StayActiveEdinburg	Photo/Graphic	6048	37	8	0	0
Hello March! Please be good to us!	Photo/Graphic	4785	35	5	3	0
A Fire Weather Watch is in effect from 3pm tomorrow until noon on Friday for the RGV. The combination of low humidity & gusty winds behind a cold front Thursday evening will lead to the potential for critical fire weather conditions. DO NOT burn outdoors.	Photo/Graphic	5409	15	5	1	0
We thanked our employees for their hard work with an Employee Appreciation Luncheon! Thank you for all you do for our city! #EdinburgCares #OurEdinburg	Photo/Graphic	18416	205	3	4	0
	<b>TOTAL</b>	<b>2,277,934</b>	<b>26,973</b>	<b>4,933</b>	<b>1,702</b>	<b>83,335</b>
<b>INSTAGRAM</b>						
<b>Post Description</b>	<b>Medium</b>	<b>Reached</b>	<b>Likes</b>	<b>Shares</b>	<b>Comments</b>	<b>Video Views</b>
Hello March! Please be good to us!	Photo/Graphic	2395	83	7	0	0
Today our Edinburg City Council issued a proclamation honoring Grupo Frontera. They declared February 16th as Grupo Frontera Day! The group showed their appreciation by having a surprise mini-concert for the citizens of Edinburg! Thank you for a fun night Grupo Frontera! #EdinburgProud #RGVProud	Photo/Graphic	5496	696	75	5	0



<p>T-minus 3 days until our Hometown of Heroes Half-Marathon on Sunday, March 5!</p> <p>If you've already registered, packet pickup is happening NOW at Parks and Recreation 9am-8pm on Friday, March 3rd, and on race day from 6:15- 6:45am.</p> <p>If you're still debating, don't miss out! Online registration closes TONIGHT at midnight. However, you'll be able to walk in and register at Parks and Rec., located at 315 Mark. S Peña Drive, until 5:30 p.m. on Friday, March 3rd. #ActiveEdinburg</p>	Photo/Graphic	2531	44	18	3	0
<p>Happy Read Across America Day!</p> <p>What an incredible night! Thousands turned out to see Grupo Frontera at our amphitheater as Edinburg city leaders presented them with a special proclamation. Feb. 16 is now 'Grupo Frontera Day in Edinburg' and we are also the 'hometown of Grupo Frontera.' The band surprised fans with a mini-concert as a thank you. #LoveEdinburg #NoSeVa</p>	Photo/Graphic	2528	127	0	2	0
<p>And the secret is out! The selections for the 3rd Annual Hometown of Heroes Half-Marathon were revealed last night. BIG CONGRATS to the 13 Edinburg natives who were chosen to represent each mile marker along Sunday's race route.</p> <p>The honorees are:  Joseph Anthony Lucio  Chad Dempsey  Estella G. Lopez  Carlos Romeo Garza †  Rafael Garcia †  Sam De La Garza  Bertha Chavana  Richard Garcia  Ronnie Guerra Sr.  Judge Charlie Espinoza  Dr. Omar C. Garza †  Joe Ochoa  Mike "Coach" Duffey</p>	Photo/Graphic	4478	478	32	0	0
<p>Happy Dr. Seuss Day! This week, the City of Edinburg's Assistant City Manager, Jesus Saenz, read 'The Cat In The Hat' to Ms. Betty Hinojosa's Kindergarten class at Alfonso Ramirez Elementary School. #EdinburgCares</p>	Photo/Graphic	3159	264	49	0	0
	Photo/Graphic	2715	197	4	0	0

This week, Judge Bustos and Court Administrator Maribel Velasquez celebrated Dr. Seuss Week at Alfonso Ramirez Elementary. They were special guests invited to read The Cat in The Hat on Cat in The Hat Day! #EdinburgCares	Photo/Graphic	3402	210	8	1	0	
The month of March is recognized as Colon Cancer Awareness Month. Today our employees wore blue to show their support and raise awareness of colon cancer! #OurEdinburg #EdinburgCares	Photo/Graphic	3510	149	5	0	0	
The Fiesta Edinburg Parade was a success!							
A huge thank you to everyone who was able to join us this morning! Don't miss out on all that Fiesta Edinburg has to offer this weekend. Head over to Edinburg.com for more information!	Photo/Graphic	4291	347	30	1	0	
This week, the City of Edinburg Municipal Court held a presentation for 4th and 5th graders at De Escandon Elementary. They learned about the court process and juvenile offenses such as truancy, parent contributing, bullying, and cyberbullying. #EdinburgCares	Photo/Graphic	2385	134	18	0	0	
<p>Congratulations to all the racers who participated in our 3rd Annual Hometown of Heroes Marathon.</p> <p>And another special thank you to all of the 13 heroes nominated this year:  Joseph Anthony Lucio  Chad Dempsey  Estella G. Lopez  Carlos Romeo Garza †  Rafael Garcia †  Sam De La Garza  Bertha Chavana  Richard Garcia  Ronnie Guerra Sr.  Judge Charlie Espinoza  Dr. Omar C. Garza †  Joe Ochoa  Mike "Coach" Duffey</p>							
We'll see you next year! #EdinburgProud #OurEdinburg	Photo/Graphic	2917	213	4	0	0	
Take a look at this recap and special interview from the proclamation honoring Grupo Frontera! Thank you for a fun night and the City of Edinburg is proud to be called 'The Hometown of Grupo Frontera!' #OurEdinburg #NoSeVa	Video	3168	207	7	0	3866	

Here are some additional photos of yesterday's Hometown of Heroes Half Marathon. Congratulations to all of the participants and thank you to our Heroes for continuing to impact our community in a positive way! #EdinburgProud #EdinburgCares	Photo/Graphic	1775	117	0	0	0
"The more that you read, the more things you will know. The more that you learn, the more places you'll go." - Dr. Seuss As part of Read Across America, Councilman Johnny Garcia read Dr. Seuss to students at Hargill Elementary! #EdinburgCares #OurEdinburg	Photo/Graphic	1765	103	5	0	0
The Public Works Department recently installed a flood indicator in one of our city's storm drains to track flood risks in the area. Now, when water levels are rising to potentially dangerous levels, the city will know in advance to alert our citizens.  The safety & protection of our citizens will be vastly improved with this technology to warn us of any potential dangers caused by heavy rainfall!	Photo/Graphic	2213	160	0	0	0
Congratulations are in order! ❤️  Letty Leija, the city of Edinburg's Director of Library and Cultural Arts, will be honored in the Arts & Entertainment category at tomorrow evening's 2023 Women of Distinction Awards! The event is a celebration of women who have excelled throughout their careers and have been involved in community building, and Ms. Leija truly deserves this recognition. Join us in thanking her for all that she has done for the arts in our beautiful city!	Video	2484	115	6	2	1049
Happy International Women's Day to ALL of the phenomenal women in the Valley and special thanks to the dedicated women who make our City what it is. You are appreciated! #EdinburgProud	Photo/Graphic	2001	213	29	0	0
Congratulations! On Tuesday, Edinburg City Council recognized the Harvest Christian Academy Lady Eagles as the 1st team to bring a basketball state title to the Rio Grande Valley. #EdinburgProud #OurEdinburg	Photo/Graphic	5689	448	42	5	0
Mayor Ramiro Garza and members of City Council joined the Pharr leadership team along with officials from the US and Mexico on the groundbreaking of the Pharr Bridge Expansion! Congratulations, this will be a game changer for our area! #RGVProud	Photo/Graphic	2504	96	23	1	0

More economic development coming to our great city! Mayor Garza & the City Council attended the grand opening of the Junior's Fresh Market store today! Many thanks to them for their investment in our City. #EdinburgProgress	Photo/Graphic	3201	170	9	0	0
Mayor Ramiro Garza Jr.'s State of The City Address is about to begin, but before residents got to enjoy a Taste of Edinburg! Local restaurants served up delicious bites of food showcasing their unique flavors. #EdinburgSOTC2023 #EdinburgProud	Photo/Graphic	3386	163	16	2	0
"The E is for Everyone! Edinburg IS for everyone—and moving forward into 2023, we will continue empowering our community--- and envisioning a better future." Powerful words to end Mayor Ramiro Garza Jr.'s first State of The City Address. #EdinburgSOTC23	Photo/Graphic	1495	73	2	0	0
What a night! Your City of Edinburg Mayor Ramiro Garza Jr. delivered the State of the City Address, highlighting the past year's accomplishments and giving us a glimpse into the future. Thank you City of Edinburg employees for putting on a wonderful event. Thank you to all the delicious local restaurants for a wonderful Taste of Edinburg! And most importantly thank you to all who attended for making Mayor Garza's first State of the City Address a memorable one! See you next year! #EdinburgSOTC2023	Photo/Graphic	3006	165	3	2	0
Photos from today's job fair! Thank you to the departments that joined us. You still have until 1 PM to come meet our team, so hurry over! #EdinburgProud #OurEdinburg	Photo/Graphic	3880	168	51	0	0
Empowering today, envisioning tomorrow!  We'd like to thank everyone who was able to attend Mayor Ramiro Garza, Jr.'s first State of the City Address last night, and we look forward to continued growth for the City of Edinburg and its residents. #EdinburgSOTC23	Video	1794	58	1	2	2257
Edinburg PD officers, along with the Texas Department of Transportation, took the opportunity to engage with the community at Fiesta Edinburg to promote their campaign against drinking and driving! The officers used a DWI simulator provided by TxDOT, along with other tools like googles that simulate intoxication symptoms to spread awareness. As Spring Break approaches, please be mindful about the dangers of drinking and driving! #EdinburgCares #TxDOT #edinburgpd #FiestaEdinburg	Photo/Graphic	2839	136	27	1	0

Judge Bustos along with court staff were invited to Hargill Elementary to celebrate and read to the kids for Dr. Seuss Week - Read Across America! #EdinburgCares #OurEdinburg	Photo/Graphic	1698	56	2	0	0
Edinburg Municipal Court had visitors from the Girl Scouts from Canterbury Elementary Troop #1050! Judge Bustos, Court Administrator Maribel Vasquez, and the COP division spoke to them about safety tips, the court's functions, and the girls took a tour of the police department! #EdinburgCares #OurEdinburg	Photo/Graphic	2350	105	8	0	0
The Edinburg City Council proclaimed March as American Red Cross Month. The contributions of the American Red Cross have helped not just Edinburg residents, but all across the country by providing emergency shelter, food and comfort for displaced families, and lifesaving blood donations. Thank you! #EdinburgCares #OurEdinburg	Photo/Graphic	1501	33	0	0	0
Take a look at a recap of this year's Hometown of Heroes Half Marathon. Thank you to all of the race participants and to the 13 heroes recognized this year for their positive contributions to the community of Edinburg! #OurEdinburg #EdinburgCares	Video	2398	102	5	0	974
Edinburg City Council recognized our January Employee of the Month Claudia Tovias, from the Finance Department. In her nomination her director stated that Ms. Tovias "...has shown dedication to her work and stays after-hours to work and is willing to help as needed by our department as we keep facing new challenges." #EdinburgProud	Photo/Graphic	2068	71	0	0	0
CAUGHT ON CAM: An Edinburg PD officer narrowly escaped injury on Friday after being hit by a suspected drunk driver while on patrol. The suspect veered head on into the officer's lane, then sideswiped the back of the unit. Thankfully our officer was not hurt! The driver, a 51-year-old woman, was arrested & charged with driving while intoxicated. The incident was filmed on the officer's dash cam. This is a vivid reminder: PLEASE DO NOT DRINK AND DRIVE.	Video	10581	662	187	13	12064
Empowering Today, Envisioning Tomorrow. That was the theme of Mayor Ramiro Garza's first State of the City Address. THANK YOU to everyone who joined us on the red carpet. It was an incredible night and a packed house. #FastestGrowingCityInTheRGV #EdinburgSOTC23	Photo/Graphic	1641	73	0	0	0

Check out this before and after of a ditch that City of Edinburg Public Works cleared in preparation for hurricane season. Thank you! #EdinburgProud #EdinburgCares	Photo/Graphic	4105	237	2	3	0	
Business is good in Edinburg! Sales tax numbers are in for February and the City of Edinburg was up 9% compared to February of 2022. That leads every major large city in the RGV. Thanks to our residents and business community for investing in our city. We're looking forward to even more growth in 2023! #EdinburgProud #OurEdinburg	Photo/Graphic	3319	64	5	1	0	
Are you ready to get down and dirty? Mark your calendars for April 1st, where we will be hosting our 2nd Annual Dirty Duathlon! The race will consist of two 1.5-mile runs & a 3-mile bike ride. Visit ActiveEdinburg.com TODAY to register before slots are filled! #ActiveEdinburg	Photo/Graphic	3601	92	12	1	0	
Here's some photos of the RGV Hispanic Chamber's Hats Off to Women of Distinction Awards! The event celebrated women who have excelled throughout their careers and are involved in community building. Edinburg's Director of Library and Cultural Arts, Letty Leija, was recognized in the Arts & Entertainment category! Congratulations Ms. Leija, and to all the other amazing women recognized at the event! #EdinburgProud #WomenOfDistinction	Photo/Graphic	2347	99	2	1	0	
Happy St. Patrick's Day! Remember to wear your green today.	Photo/Graphic	1503	49	5	0	0	
The Edinburg City Council proclaimed March as Colorectal Cancer Awareness Month. Bringing forth awareness & education is important in the prevention & early treatment of colorectal cancer in our community! #ColorectalCancerAwareness #EdinburgCares #OurEdinburg	Photo/Graphic	1679	39	0	0	0	
"E is for Everyone..." The Edinburg 2040 project is a testament to the progress being made in the City of Edinburg. These committees ensure that our three time All America City will be prepared for all of the upcoming economic and educational opportunities! #EdinburgSOTC2023 #EdinburgProgress	Video	2839	88	5	0	1189	

<p>The Public Hearing for the FY 2023-2024 Community Development Block Grant (CDBG) will take place on Thursday, March 23rd at the Sekula Memorial Library. The community is welcome to join us starting at 5:30 PM!</p> <p>For additional information or accommodations, please contact the Grants Administration Department at (956)388-8206.</p>	Photo/Graphic	1666	26	0	0	0
<p>Are you ready to be challenged? The City of Edinburg is hosting it's second annual Dirty Duathlon at the Doolittle Nature Park on April 1st, 2023 at 7:30AM. 3 miles of running and 3 miles of biking on one of Edinburg's finest parks! Registration ends March 31st so visit <a href="https://www.trisignup.com/Race/TX/Edinburg/EdinburgDirtyDuathlon">https://www.trisignup.com/Race/TX/Edinburg/EdinburgDirtyDuathlon</a> and secure your spot in the race! #StayActiveEdinburg #EdinburgProud</p>	Video	4451	149	34	1	4549
<p>Let's get ready to rumble! Edinburg's own Eric Molina will be facing Heavyweight Champion Simon Kean on Thursday, March 23 to be broadcast live on ESPN! Molina's last fight in his long career will take place in Montreal, Canada. Good luck Eric, Edinburg is in your corner! #EdinburgProud #OurEdinburg</p>	Video	8754	467	236	13	9382
<p>Join the Edinburg Parks and Recreation Department at the Edinburg World Birding Center for this weekend's 3rd Annual Outdoor Expo! The event will be held on Saturday, March 25, 2023, at 9 a.m. and is FREE for all ages. This family-friendly event features a fishing tournament (fishing license required), animal shows, a rock wall, local vendors, and more! Tune in now for all of the details.</p>	Video	3391	106	24	0	3508
<p>In honor of Severe Weather Week, the City of Edinburg would like to remind you about the dangers of wildfires! And as the weather gets warmer, it's important to be aware of the signs of heat related illnesses. Please take precautions! #EdinburgCares #SevereWeatherAwareness</p>	Video	2609	82	8	0	1285
<p>Our Public Works team is hard at work every day to improve our city's infrastructure! From our recent flood indicator installation to clearing ditches, we are making Edinburg a better place for YOU! #EdinburgCares #OurEdinburg</p>	Photo/Graphic	1709	76	0	0	0

The Edinburg City Council held a proclamation recognizing March as Youth Art Month! In addition, Edinburg will install a mural at Bicentennial Skate Park designed by Edinburg North High School student, Kate Castillo! #EdinburgCares #OurEdinburg Edinburg Consolidated Independent School District	Photo/Graphic	3854	253	39	6	0
The new Edinburg FD pumper truck and rescue pumper tanker are on display at the South Texas All Hazards Conference Exhibit Hall! #EdinburgProud #AlwaysOnHand	Photo/Graphic	2294	132	9	0	0
Don't forget to sign up for our 2nd Annual Dirty Duathlon! Online registration closes on March 31st at 5pm. Registration includes division awards, shirts, medals, and a race bib! Hurry now and prepare yourself for a challenge! #StayActiveEdinburg #OurEdinburg Register at activeEdinburg.com!	Photo/Graphic	2424	110	6	1	0
Mayor Garza spoke at the UTRGV Social Work Conference, recognizing the difference that social workers make for our community! In addition, attendees shared methods to use social work to make an even bigger impact in the area! #EdinburgCares #OurEdinburg	Photo/Graphic	1634	62	2	1	0
Texas strong! The South Texas All Hazards Conference, hosted by Hidalgo County wraps up today. It's been a great learning experience for attendees, especially our Edinburg emergency responders and public works crews!	Video	2573	76	4	0	2863
Edinburg's City Council issued a resolution in support of the Hidalgo County Prosperity Task Force and their mission of providing essential services like job training and financial literacy to residents for a more effective way to combat poverty! ❤️ #EdinburgCares #OurEdinburg	Photo/Graphic	1271	28	0	0	0
TOMORROW....become a reel legend! #FamilyTime #FreeEvent #EnjoyEdinburg	Photo/Graphic	2963	146	43	1	0
We had an oh-fish-ially great time at the Outdoor Expo today! A big thank you to the vendors that made the expo a fun & educational experience for all ages, and thank you to the families that came out to experience everything we had to offer! #OurEdinburg #OutdoorExpo	Photo/Graphic	4243	246	34	3	0



<p>The Edinburg City Council held a proclamation to recognize April 24th-30th as Severe Weather Awareness Week!</p> <p>Follow this link to the Emergency Preparedness plan to learn how you can prepare you and your family for any emergency.</p> <p><a href="https://cityofedinburg.com/departments/fire/emergencymanagement_.php">https://cityofedinburg.com/departments/fire/emergencymanagement_.php</a></p>	Photo/Graphic	1907	70	0	1	0
<p>The Edinburg City Council held a proclamation to recognize March as National Nutrition Month!</p> <p>#EdinburgHelps #EdinburgCares</p>	Photo/Graphic	1688	56	3	0	0
<p>Big props to our Edinburg FD! They hosted the RGVFFMA 73rd Annual Fire &amp; Public Safety Academy and it was a huge success! An estimated 500 first responders attended classes in firefighting, rescue, emergency management, technical rescue, and leadership. #AlwaysOnHand</p>	Photo/Graphic	3471	260	0	0	0
<p>Make plans to join the Parks and Recreation Department for our Easter Egg Hunt this Saturday, April 1st! This FREE event will be held at Edinburg Municipal Park, located at 714 S. Raul Longoria Road, and will begin at 10 a.m. Enjoy local vendors, a chance to win prizes, and an opportunity to find the McDonald's Golden Egg for a shot at winning a one-week free rental of a video arcade game cabinet! For more information, we ask that you call (956) 381-5631. We'll see you there!</p>	Video	5586	236	68	4	6001
<p>Edinburg Chamber of Commerce announced the winners for the Fiesta Edinburg parade float department entries! The winners are:</p> <p>1st Utilities</p> <p>2nd Public Works</p> <p>3rd HR, Grants &amp; Finance</p> <p>Thanks to all the departments that participated and we can't wait to see what you all bring next year!</p> <p>#OurEdinburg #EnjoyEdinburg</p>	Photo/Graphic	1384	31	0	0	0
<p>Join us in congratulating February's Employee of the Month, Reyna Martinez! Reyna does an outstanding job as part of the city's Engineering Department. Thank you for your hard work &amp; dedication to the city!</p> <p>#OurEdinburg</p>	Photo/Graphic	2181	102	6	1	0

More progress coming to Edinburg! Today DHR Health and Texas A&M University Health Science Center announced an expansion of their clinical research and graduate medical education program. With the new agreement, the Texas A&M School of Medicine will become the academic affiliate for the DHR Health Graduate Medical Education residency and fellowship programs. Chancellor John Sharp was in town for the big announcement. #Whoop	Photo/Graphic	2376	95	10	0	0
EXCITING things are happening in Edinburg! A historic partnership between DHR Health and Texas A&M University is leading to new healthcare educational opportunities in our region. #EdinburgProud #Whoop	Video	1218	33	0	0	423
The Easter bunny is almost here! A free Easter Egg hunt will take place on Saturday, April 1st starting at 10AM. Keep an eye out for a special golden egg that will win you a week's free rental of a video game arcade cabinet! #OurEdinburg #EdinburgCares #FamilyTime	Photo/Graphic	2971	211	19	1	0
The Dustin Michael Sekula Memorial Library hosted an International Book Discussion today with students from the Vanguard Academy in Edinburg & Oxford Academy from Reynosa to discuss 'Singing with Elephants' by Margarita Engle! Students played games and answered trivia about the book and even got to meet the author over zoom! #EdinburgCares #OurEdinburg	Photo/Graphic	1269	40	3	0	0
Young and old enjoyed our Outdoor Expo this past weekend. Hundreds showed up, and the event was off the hook! The kiddos even got to touch some cool scaly creatures! #EnjoyEdinburg #EdinburgProud	Video	1892	70	0	0	846
Staff from Edinburg Municipal Court visited Hargill Elementary and gave a presentation to 160 fourth and fifth graders regarding bullying, truancy, and the dangers of vaping. #EdinburgCares #EdinburgHelps #OurEdinburg	Photo/Graphic	2025	88	0	0	0
	<b>TOTAL</b>	<b>194,441</b>	<b>10,355</b>	<b>1,252</b>	<b>79</b>	<b>50,256</b>
<b>TWITTER</b>						
<b>Post Description</b>	<b>Medium</b>	<b>Reached</b>	<b>Likes</b>	<b>Shares</b>	<b>Comments</b>	<b>Video Views</b>

Join us tonight at 6 PM in the Edinburg City Hall Council Chambers for the unveiling of our heroes for the 3rd Annual Hometown of Heroes Half Marathon!	Photo/Graphic	669	8	2	0	0
TONIGHT!! The City of Edinburg is presenting a proclamation in honor of Grupo Frontera at 8pm at the Promenade Park Amphitheater. The city will declare Edinburg as the 'Hometown of Grupo Frontera.' The amphitheater will open its doors FREE at 7pm at 201 W. McIntyre.	Photo/Graphic	994	15	3	0	0
Don't forget! Tomorrow Fiesta Edinburg is having their \$10 All You Can Ride Night at the Heart of America Carnival. The carnival will be located at the Bert Ogden Arena as part of the Fiesta Edinburg Festival. See you there!	Photo/Graphic	1157	19	3	0	0
PARKING INFO: Coming to join us for Grupo Frontera???!!!! PLEASE PARK at the Edinburg CISD facility on 6th and Peter and 7th and Peter!!!	Photo/Graphic	628	4	0	0	0
Today our Edinburg City Council held a proclamation honoring @frontera_grupo! The group showed their appreciation by having a surprise mini-concert for the citizens of Edinburg! Thank you for a fun night Grupo Frontera!	Photo/Graphic	1243	24	4	0	0
Happy Texas Independence Day, y'all! ☐	Photo/Graphic	450	8	1	0	0
T-minus 3 days until our Hometown of Heroes Half-Marathon on Sunday, March 5th! If you've already registered, packet pickup is happening NOW at the Parks & Rec Dept. from 9 a.m. to 8 p.m. today, 9 a.m. to 8 p.m. on Fri., March 3rd, and on race day from 6:15 a.m. to 6:45 a.m.	Photo/Graphic	605	5	0	0	0
Happy Read Across America Day! Mayor Ramiro Garza Jr. joined students at De La Viña Elementary School today to be a guest reader at their campus and encouraged students to experience the joy of reading.	Photo/Graphic	550	9	0	0	0
What an incredible night! Thousands turned out to see Grupo Frontera at our amphitheater as Edinburg city leaders presented them with a special proclamation. Feb. 16 is now 'Grupo Frontera Day in Edinburg' and we are also the 'hometown of Grupo Frontera!'	Photo/Graphic	2676	33	6	0	0
And the secret is out! The selections for the 3rd Annual Hometown of Heroes Half-Marathon were revealed last night. BIG CONGRATS to the 13 Edinburg natives who were chosen to represent each mile marker along Sunday's race route.	Photo/Graphic	548	8	0	0	0

!!\$10 Carnival Bracelets are sold out for the night at Fiesta Edinburg!!	Photo/Graphic	996	5	4	0	0	
Parade TOMORROW We're celebrating 54 years of Fiesta Edinburg and bringing back our parade! The parade kicks off at 10am at Richard Flores Stadium and ends at the Hidalgo County Courthouse! ☐☐	Photo/Graphic	948	18	1	0	0	
Check out these fun and educational events for March held at the Dustin M. Sekula Memorial Library!	Photo/Graphic	571	5	0	0	0	
The Fiesta Edinburg Parade was a success! A huge thank you to everyone who was able to join us this morning! Don't miss out on all that Fiesta Edinburg has to offer this weekend. Head over to <a href="http://Edinburg.com">http://Edinburg.com</a> for more information!	Photo/Graphic	805	11	1	1	0	
Get your COVID-19 vaccine & get a \$50 gift card! Hidalgo County Health & Human Services (@hidalgohealth) is offering \$50 gift card for those that get their 1st or 2nd primary dose of the COVID-19 vaccine. Vaccine is FREE & NO insurance required. Call today! 956-292-7765	Photo/Graphic	676	3	1	0	0	
Congratulations to all the athletes who participated in our 3rd Annual Hometown of Heroes Marathon. And another special thank you to all of the 13 heroes who were represented at each mile marker. We'll see you next year! #EdinburgProud #OurEdinburg	Photo/Graphic	1801	18	3	1	0	
Take a look at this recap and special interview from the proclamation honoring Grupo Frontera! Thank you for a fun night and the City of Edinburg is proud to be called 'The Hometown of Grupo Frontera!' #OurEdinburg #NoSeVa	Video	977	9	3	0	390	
WATER CLOSURE: Please be advised that the water service will be temporarily shut-off for Sprague Street, between McColl Road and MonMack Road, today, Monday, March 6, 2023, until 11:00PM to allow City crews to complete an emergency repair.	Photo/Graphic	905	1	1	1	0	
Here are some additional photos of yesterday's Hometown of Heroes Half Marathon. Congratulations to all of the participants and thank you to our Heroes for continuing to impact our community in a positive way! #EdinburgProud #EdinburgCares	Photo/Graphic	878	18	4	0	0	
Happening this week! The City of Edinburg is hosting a job fair on March 10th from 9AM-1PM at Sekula Library. You'll have the opportunity to meet with our department directors and find the right fit for you! #EdinburgProud	Photo/Graphic	548	5	0	0	0	

"The more that you read, the more things you will know. The more that you learn, the more places you'll go." - Dr. Seuss As part of Read Across America, councilman Johnny garcia read Dr. Seuss to students at Hargill Elementary! #EdinburgCares #OurEdinburg	Photo/Graphic	676	6	2	0	0
Getting ready for Mayor Ramiro Garza's State of the City Address coming up in 2 days! #OurEdinburg #SOTC23	Photo/Graphic	609	10	1	0	0
The Public Works Department installed a flood indicator in one of our city's storm drains to track flood risks in the area. The safety & protection of our citizens will be improved with proper technology to warn of any potential dangers caused by harsh rainfall & floods!	Photo/Graphic	637	7	1	0	0
Coming soon! UTRGV & The City of Edinburg Present: The Wall That Heals. The replica of the Vietnam Veterans Memorial and mobile education center will be available for viewing from April 20-23. Bring your family and join one of the group tours that are free to the public!	Photo/Graphic	884	10	5	0	0
Happy International Women's Day to ALL of the phenomenal women in the Valley and special thanks to the dedicated women who make our City what it is. You are appreciated! #EdinburgProud	Photo/Graphic	577	11	3	0	0
Happy International Women's Day! #EdinburgProud	Photo/Graphic	485	9	2	0	0
Don't forget! The annual State of the City Address is tomorrow at 6 PM. Join us at the Edinburg Conference Center at Renaissance to remember Edinburg's past year's accomplishments and highlight the direction of the city moving forward. #EmpoweringTodayEnvisioningTomorrow	Photo/Graphic	496	6	2	0	0
Congratulations! On Tuesday, Edinburg City Council recognized the Harvest Christian Academy Lady Eagles as the 1st team to bring a basketball state title to the Rio Grande Valley. #EdinburgProud #OurEdinburg	Photo/Graphic	787	12	1	0	0
Yesterday Mayor Ramiro Garza and members of City Council joined the Pharr leadership team along with officials from the US and Mexico on the groundbreaking of the Pharr Bridge Expansion! #RGVProud	Photo/Graphic	503	6	2	0	0

Happening tonight! Mayor Ramiro Garza Jr. will deliver the State of the City Address at the Edinburg Conference Center at Renaissance. He'll highlight the City's accomplishments in 2022 and lay out the vision for the future. The community is invited to attend! #OurEdinburg	Photo/Graphic	1106	18	6	1	0
IMPORTANT: Take a look at the Traffic Flow Map for today's Edinburg State of the City #EdinburgSOTC23	Photo/Graphic	517	5	1	0	0
This week Edinburg Police Department officers, along with the Texas Department of Transportation took the opportunity to engage with the community at Fiesta Edinburg to promote their campaign against drinking and driving! #EdinburgCares #TxDOT #edinburgpd #FiestaEdinburg	Photo/Graphic	547	6	1	0	0
Taste of Edinburg is under way! We have many different food vendors from around the city!	Photo/Graphic	764	5	0	0	0
"It's no surprise that among all U.S. cities with 100-thousand or more residents, Edinburg is the FASTEST growing city in South Texas, the 5th fastest in the state and 12th in the country." #EdinburgSOTC23	Photo/Graphic	7034	43	8	0	0
"At the end of 2022, the City of Edinburg had a 5-percent overall reduction in crime, compared to 2021." #EdinburgSOTC23	Photo/Graphic	947	17	3	0	0
"We had a total capital investment of \$264.8 million which resulted in a total economic impact of \$730.5 million. Even better, all those projects created 2,018 new jobs in our city!" #EdinburgSOTC23	Photo/Graphic	800	9	1	0	0
"To keep up with our city's growth, we are currently investing 98 million dollars in improvements through Edinburg. That's a combination of street improvements, park and trail upgrades, public facilities and drainage improvements." #EdinburgSOTC23	Photo/Graphic	444	5	1	0	0
"For the first time since 1996, we lowered the property tax rate. We went from 68 cents to 64 cents. We are helping citizens where it matters most: in their pocketbook." #EdinburgSOTC23	Photo/Graphic	421	5	0	0	0
"The cost of living in Edinburg is 21% below the U.S. average." #EdinburgSOTC23	Photo/Graphic	494	8	0	0	0
"I'm also happy to report that our unemployment rate dipped to 5.1% in 2022 from 6.4% the prior year." #EdinburgSOTC23	Photo/Graphic	419	4	0	0	0
"Edinburg is also designated as a Pet-Friendly City and is certified as a 'Better City for Pets.'" #EdinburgSOTC23	Photo/Graphic	492	6	0	0	0

"Our growth is explosive and when you look at what's coming– Division 1 collegiate football, the ACE building, state of the art medical facilities, Edinburg is THE educational, cultural, and healthcare hub of the Valley." #EdinburgSOTC23	Photo/Graphic	742	8	1	0	0
"The E is for Everyone! Edinburg IS for everyone—and moving forward into 2023, we will continue empowering our community--- and envisioning a better future." #EdinburgSOTC23	Photo/Graphic	670	6	2	0	0
Wow! City of Edinburg Mayor Ramiro Garza delivered the State of The City Address, highlighting the past year's accomplishments & looking ahead to our city's future. Thank you to all who attended, making the State of the City a memorable one! See you next year! #EdinburgSOTC23	Photo/Graphic	811	11	1	0	0
Photos from today's job fair! Thank you to the departments that joined us. You still have until 1 PM to come meet our team, so hurry over! #EdinburgProud #OurEdinburg	Photo/Graphic	473	6	0	0	0
The Dustin M. Sekula Library is hosting a special event for its National Barbie Day Celebration tomorrow at 1 PM! Join them for a story time and a fun hands-on activity! And don't forget to check out their Barbie Doll Collection Display located at the Children's Dept!	Photo/Graphic	377	5	0	0	0
Empowering today, envisioning tomorrow! We'd like to thank everyone who was able to attend Mayor Ramiro Garza's first State of the City Address last night, and we look forward to continued growth for the city of Edinburg and its residents. #EdinburgSOTC23	Video	519	9	2	0	100
Empowering Today, Envisioning Tomorrow. That was the theme of Mayor Ramiro Garza's first State of the City Address. THANK YOU to everyone who joined us on the red carpet. It was an incredible night and a packed house. @SheriffGuerra #EdinburgSOTC23	Photo/Graphic	628	9	2	1	0
Don't forget! We're springing forward an extra hour so set your clocks tonight! #EdinburgCares	Photo/Graphic	765	8	4	0	0
Last week Edinburg PD officers, along with the Texas Department of Transportation, took the opportunity to engage with the community at Fiesta Edinburg to promote their campaign against drinking and driving! #EdinburgCares #TxDOT #edinburgpd #FiestaEdinburg	Photo/Graphic	596	9	2	0	0

On Monday the court had visitors from the Girl Scouts from Canterbury Elementary Troop #1050! Judge Bustos, Court Administrator Maribel Vasquez, and the COP division spoke to them about safety tips, the court's functions, and the girls took a tour of the police department!	Photo/Graphic	568	4	1	0	0
Don't forget! The Edinburg Municipal Court's Amnesty Program runs through the end of March. Take care of those unpaid traffic tickets now. #EdinburgHelps	Photo/Graphic	658	10	4	0	0
Coming soon! UTRGV & The City of Edinburg Present: The Wall That Heals. The replica of the Vietnam Veterans Memorial and mobile education center will be available for viewing from April 20-23. Bring your family and join one of the free group tours! #EdinburgCares	Photo/Graphic	627	12	2	0	0
Edinburg Municipal Court had visitors from the Girl Scouts from Canterbury Elementary Troop #1050! Judge Bustos, Court Administrator Maribel Vasquez, and the COP division spoke to them about safety tips, the court's functions, and the girls took a tour of the police department!	Photo/Graphic	772	10	2	0	0
The City of Edinburg wants to wish you a happy and restful Spring Break! #OurEdinburg #EdinburgCares	Photo/Graphic	691	10	1	0	0
Edinburg City Council proclaimed March as American Red Cross Month. The contributions of the American Red Cross have helped citizens all across the country providing emergency shelter, food & comfort for families, and lifesaving blood donations. Thank you! #EdinburgCares	Photo/Graphic	490	6	1	0	0
Hmm National Napping Day coming in right after daylight savings...how fitting!	Photo/Graphic	900	21	4	0	0
Tomorrow is the last day to join the Edinburg World Birding Center on a guided bird walk! Learn about the diverse birdlife in our region and connect with the nature around you. Binoculars provided! #EdinburgProud #EdinburgCares	Photo/Graphic	479	6	0	0	0
Take a look at a recap of this year's Hometown of Heroes Half Marathon. Thank you to all of the race participants and to the 13 heroes recognized this year for their positive contributions to the community of Edinburg! #OurEdinburg #EdinburgCares	Photo/Graphic	563	9	1	0	0



Edinburg City Council recognized our January Employee of the Month Claudia Tovias, Accountant I, with the Finance Department. Thank you for your continued hard work Ms. Tovias! #EdinburgProud #OurEdinburg	Photo/Graphic	410	5	0	0	0
CAUGHT ON CAM: An Edinburg PD officer escaped injury after being hit by a suspected drunk driver. The suspect sideswiped the back of the unit, thankfully our officer was not hurt. The driver, a 51-year-old woman, was arrested & charged with driving while intoxicated.	Video	1141	12	5	0	386
Empowering Today, Envisioning Tomorrow! Take a look at some additional photos from Mayor Ramiro Garza's first State of the City Address. Thanks again to all who attended and participated in the event! Now we look ahead to more progress for our beautiful city! #EdinburgSOTC23	Photo/Graphic	678	7	0	1	0
The following intersections are out of service due to local power outages: Monmack & University Closner & Canton Closner & Wisconsin Sugar & Canton Portable stops will be set until the power has been restored by electric providers.	Photo/Graphic	1148	4	5	1	0
Good things come to those that bait! The City of Edinburg is hosting an Outdoor Expo on March 25th from 9AM-3PM including a live animal show, fishing , kayaking, door prizes, a rock wall, vendors, and more! Entry is free so bring your family and enjoy some outdoor fun!	Photo/Graphic	747	11	4	0	0
Wednesday!	Photo/Graphic	351	4	0	0	0
Check out this before and after of a ditch that the City of Edinburg Public Works cleared in preparation for hurricane season. Thank you! #EdinburgProud #EdinburgCares	Photo/Graphic	995	12	0	1	0
Water Shut-Off Notice Lyndon B Johnson Elementary from S-I 69 -C on Sprague to Dove Ave and surrounding area Residents The water service will be temporarily shut-off on Wednesday, (3/15/23) from approximately 12:30pm until 5:00 PM to allow the City to complete the repair.	Photo/Graphic	1046	0	2	0	0
Sales tax numbers are in for February and the City of Edinburg was up 9% compared to February of 2022. That leads every major large city in the RGV. Thanks to our residents and business community for investing in our city. We're looking forward to even more growth in 2023!	Photo/Graphic	545	8	2	1	0

Happening this afternoon! Ribbon Embroidery Classes will held at the Sekula Memorial Library at 4:30 PM! Classes will be bilingual, but seating is limited, so call to register ahead at (956) 383-6246! #OurEdinburg	Photo/Graphic	475	6	1	0	0
Water Shut-Off Notice North Sugar Rd from Monte Cristo to Chapin Rd on Mile 17 1/2 & West Mile 17 1/2 from North Closner to North Sugar Rd. Water service will be temporarily shut-off on Thursday (3/16/23) from approximately 10:00 AM until 2:00 PM to allow for repairs.	Photo/Graphic	940	3	1	0	0
Are you ready to get down & dirty? Mark your calendars for April 1st where we will be hosting our 2nd Annual Dirty Duathlon! The race will consist of two 1.5-mile runs & a 3-mile bike ride. Visit <a href="http://ActiveEdinburg.com">http://ActiveEdinburg.com</a> TODAY to register before slots are filled!	Photo/Graphic	505	10	2	0	0
Take a look at the RGV Hispanic Chamber's Hats Off to Women of Distinction Awards Dinner, where women who have excelled in their field & are involved in community building were recognized. Congratulations to our Library Director Letty Leija who was recognized at the event!	Photo/Graphic	636	5	1	0	0
Happy St. Patrick's Day! Remember to wear your green today.	Photo/Graphic	608	7	3	0	0
The following intersections are out of service due to local power outages: University & 21st University & veterans Schunior & Veterans University & 16th University & 12th McIntyre & 12th Cano & 12th Portable stops will be set until the power has been restored.	Photo/Graphic	1161	3	2	0	0
Are you ready to be challenged? The City of Edinburg is hosting its second annual Dirty Duathlon at the Doolittle Nature Park on April 1st, 2023 at 7:30AM. Registration ends March 31st so visit <a href="https://www.trisignup.com/Race/TX/Edinburg/EdinburgDirtyDuathlon...">https://www.trisignup.com/Race/TX/Edinburg/EdinburgDirtyDuathlon ...</a> and secure your spot in the race! #ActiveEdinburg	Video	725	10	0	0	233
Let's get ready to rumble! Edinburg's own Eric Molina will be facing Heavyweight Champion Simon Kean on Thursday March 23, 2023 live on ESPN! Good luck, Eric - Edinburg is in your corner! #EdinburgProud #OurEdinburg	Photo/Graphic	2001	16	7	1	0

Lace up your walking shoes! Sekula Memorial Library will be hosting the Walk N' Talk on March 21st at 6pm. Join us for some fun exercises, get some useful nutritional tips, and take a group walk with us! Entry is free, so come along & have a fun time! #EdinburgCares	Photo/Graphic	489	5	1	0	0
The Edinburg City Council proclaimed March as Colorectal Cancer Awareness Month. Bringing forth awareness & education is important in the prevention & early treatment of colorectal cancer in our community! #ColorectalCancerAwareness #EdinburgCares #OurEdinburg	Photo/Graphic	531	4	0	0	0
Need tutoring? Your Dustin M. Sekula Library card can give you access to live online tutors! Click on this link to get help today! <a href="https://landing.brainfuse.com/authenticate.asp?u=main.edinburglibraryhn.tx.brainfuse.com">https://landing.brainfuse.com/authenticate.asp?u=main.edinburglibraryhn.tx.brainfuse.com</a> ...! #EdinburgCares	Photo/Graphic	561	3	1	0	0
The National League of Cities (NLC) Institute for Youth, Education, and Families (IYEF) has selected the City of Edinburg to participate in a pilot peer learning cohort for its newly launched initiative, Improving Community Health and Resilience through the Arts! #OurEdinburg	Photo/Graphic	680	8	1	0	0
The Public Hearing for the FY 23-24 Community Development Block Grant will take place on March 23rd at Sekula Memorial Library. The community is welcome to join us at 5:30 PM! For more info or accommodations, contact the Grants Administration Department at (956)388-8206.	Photo/Graphic	510	3	0	0	0
UTRGV & The City of Edinburg Present: The Wall That Heals. The replica of the Vietnam Veterans Memorial and mobile education center will be available for viewing from April 20-23. The installation is free to the public and open 24 hours. #EdinburgCares	Photo/Graphic	845	16	5	0	0
Looking for a new hobby? The Dustin M. Sekula Library is hosting chess classes every Monday at 6PM starting today March 20th, 2023! Classes operate on a first come first serve basis so don't miss out! #OurEdinburg #EdinburgCares	Photo/Graphic	538	4	1	0	0
Hello Spring! ☐	Photo/Graphic	444	8	0	0	0
In honor of Severe Weather Week the City of Edinburg would like to remind you of the dangers of wildfires! To do our part the City of Edinburg offers a trash/brush collection. And as the weather gets warmer it is important to be aware of the signs of heat related illnesses.	Video	1064	12	1	1	353

Edinburg got ACTIVE. We are proud to announce that we placed 2nd in the It's Time Texas Community Challenge! We did a great job of eating healthy, exercising, & staying hydrated. Let's continue to build a healthier community & bring home 1st place next year!	Photo/Graphic	655	9	0	0	0
Be a clean, green recycling machine! Trash Bash 2023 is happening soon. Join us on April 15th & help keep our city clean! Everyone is welcome! #CleanEdinburg #OurEdinburg	Photo/Graphic	487	7	2	1	0
The intersection of Jackson Rd. & Chapin Rd. will be flashing red for all bounds advising the citizens of new signal lights. The intersection will be flashing red for 2 weeks before it is fully functional. April 4th will be the opening date for the intersection to be in service.	Photo/Graphic	802	5	2	0	0
Street Closure Please be advised that Schunior St. will be closed from Sugar Rd. to Elizabeth, March 22-24 (Wed-Fri), while we work to install the illuminated crosswalk at the ball field. Please drive with caution!	Photo/Graphic	523	3	2	0	0
Our Public Works team is hard at work every day to improve our city's infrastructure! From our recent flood indicator installation to clearing ditches, we are making Edinburg a better place for YOU! #EdinburgCares #OurEdinburg	Photo/Graphic	504	6	1	0	0
The City of Edinburg City Council held a proclamation recognizing March as Youth Art Month! In addition, the City of Edinburg will install a mural at Bicentennial Skate Park designed by Edinburg North High School student, Kate Castillo! #EdinburgCares #OurEdinburg	Photo/Graphic	483	2	0	0	0
The new Edinburg FD pumper truck and rescue pumper tanker are on display at the South Texas All Hazards Conference Exhibit Hall! #EdinburgProud #AlwaysOnHand	Photo/Graphic	714	15	0	0	0
Edinburg city employees are brushing up on HR training. They're getting valuable information on topics such as ethics, cyber security and customer service. #OurEdinburg	Photo/Graphic	751	6	0	1	0
Happy Ramadan!	Photo/Graphic	485	3	0	0	0
Don't forget to sign up for our 2nd Annual Dirty Duathlon! Online registration closes on March 31st at 5PM. Registration includes division awards, shirts, medals, and a race bib! #StayActiveEdinburg #OurEdinburg Register online here:	Photo/Graphic	522	4	1	0	0

Soooo, it's #NationalPuppyDay, a day to celebrate the joy and love that our furry friends bring to our lives. Enjoy some puppy love today!!	Photo/Graphic	549	8	1	0	0
Secure your trash cans, and all outdoor items! It is crazy windy out there!	Photo/Graphic	736	16	1	0	0
Let's all be in his corner! In support of our very own Asst. Parks Director Eric Molina, Parks & Rec will be carrying the Kean vs. Molina fight LIVE. Join us tonight! It will be Molina's LAST FIGHT EVER.	Photo/Graphic	1695	14	2	1	0
Texas strong! The South Texas All Hazards Conference, hosted by @HidalgoCounty wraps up today. It's been a great learning experience for attendees!	Video	1194	14	3	0	438
Ok champ let's do this!!! Eric Molina's fight kicked off at 9pm. All of the RGV is in your corner!!	Photo/Graphic	1168	12	1	0	0
The City of Edinburg is looking for Lifeguards! If you're interested in a fun environment and looking to learn valuable work and life experience then visit the following link and apply today! #EdinburgCares #EdinburgHelps	Photo/Graphic	613	4	1	0	0
We are coming up on the last week of the City of Edinburg's Amnesty Program! Take care of those unpaid traffic tickets now. #EdinburgHelps	Photo/Graphic	551	5	3	0	0
Judge Bustos raised the 2nd highest at the 3rd Annual Celebrity Waiter Fundraiser Event on March 23 hosted by the Rio Grande Valley Diabetes Association. He charmed guests & worked for tips, which were donated to the RGVDA! Also, Omar Ochoa, City Attorney placed 3rd!	Photo/Graphic	706	6	1	0	0
Hop over to the Edinburg Municipal Park to attend our Easter Egg Hunt! This free event will take place on Saturday, April 1st starting at 10AM. Keep an eye out for a special golden egg that will win you a week free rental of a video game arcade cabinet!	Photo/Graphic	496	4	2	1	0
Bag it don't trash it! The City of Edinburg Department of Solid Waste would like to ask you to get in the habit of bagging your trash! We've included a few helpful tips to keep our community clean, healthy, and safe! #OurEdinburg	Photo/Graphic	628	8	2	2	0
Join us for this year's National Night Out! Mark your calendars for Tuesday August 1st to join us for a night of fun! We'll also be celebrating the 100th anniversary of @EdinburgPd ! #EdinburgProud #EdinburgsFinest	Photo/Graphic	504	5	2	0	0

Fish on! Join us TODAY for some awesome fishing , a live animal show, rock wall and so much more! It's a FREE event for the family. Bring your valid fishing license if you plan to join the fishing tournament! #EnjoyEdinburg	Photo/Graphic	780	6	1	0	0
Come cast a line with the entire family at the Outdoor Expo TODAY until 3PM! #ActiveEdinburg #OutdoorExpo	Photo/Graphic	1185	11	0	0	0
We had an oh-fish-ially great time at the Outdoor Expo today! A big thank you to the vendors that made the expo a fun & educational experience for all ages, and thank you to the families that came out to experience everything we had to offer! #OurEdinburg #OutdoorExpo	Photo/Graphic	622	7	0	0	0
The Edinburg City Council held a proclamation to recognize April 24th-30th as Severe Weather Awareness Week! Follow this link to the Emergency Preparedness plan to learn how you can prepare you and your family for any emergency.	Photo/Graphic	624	6	0	0	0
The Edinburg City Council held a proclamation to recognize March as National Nutrition Month! #EdinburgHelps #EdinburgCares	Photo/Graphic	606	8	1	0	0
Big props to our Edinburg FD! They hosted the RGVFFMA 73rd Annual Fire & Public Safety Academy and it was a huge success! An estimated 500 first responders attended classes in firefighting, rescue, emergency management, technical rescue, and leadership. #AlwaysOnHand	Photo/Graphic	841	11	1	0	0
The City of Edinburg hosted a resolution in honor of @HidalgoCounty's Prosperity Task Force to support their mission of providing essential services like proper job training and effective financial literacy to residents!	Photo/Graphic	1432	7	1	0	0
Edinburg Chamber of Commerce announced the winners for the Fiesta Edinburg parade float department entries! The winners are: 1st Utilities 2nd Public Works 3rd HR, Grants & Finance Thanks to all the departments that participated! #OurEdinburg #EnjoyEdinburg	Photo/Graphic	437	6	0	0	0
We are already getting some of the wet stuff in Edinburg. Be careful on the roadways!	Photo/Graphic	755	7	3	0	0
Los Lagos and Ebony Hills Golf Course will be closed due to inclement weather.	Photo/Graphic	430	3	1	0	0

Due to inclement weather, Little League Baseball and Softball practices at the Edinburg Parks and Recreation Department are canceled for today, March 28, 2023.	Photo/Graphic	406	3	1	0	0
Get ready for this year's National Night Out! Mark your calendars for Tuesday, August 1st to join us for a night of fun! We'll also be celebrating the 100th anniversary of the Edinburg Police Department! #EdinburgProud #EdinburgsFinest	Photo/Graphic	623	9	2	0	0
The Easter bunny is almost here! A free Easter Egg hunt will take place on Saturday, April 1st starting at 10AM. Keep an eye out for a special golden egg that will win you a week's free rental of a video game arcade cabinet! #OurEdinburg #EdinburgCares #FamilyTime	Photo/Graphic	510	8	1	0	0
Due to inclement weather, Little League Baseball and Softball practices at the Edinburg Parks and Recreation Department are canceled for today, Wednesday, March 29, 2023. We thank you for your understanding.	Photo/Graphic	405	3	1	0	0
Big announcement New graduate medical education program coming to Edinburg thanks to a partnership between @DHRhealth and @TAMU!	Photo/Graphic	761	13	3	0	0
The Museum of South Texas History and Texas Folklife are excited to partner with the City of Edinburg to present the annual Edinburg Music Festival on April 15th! This year's festival will be a fantastic day filled with music, dance, food, and fun! #EdinburgCares	Photo/Graphic	910	11	4	0	0
DHR Health and Texas A&M Health Science Center announced an expansion of their clinical research & graduate medical education program. The Texas A&M School of Medicine will be the academic affiliate for the DHR Health Graduate Medical Education residency & fellowship programs.	Photo/Graphic	738	12	3	0	0
EXCITING things are happening in Edinburg! A historic partnership between DHR Health and Texas A&M University is leading to new healthcare educational opportunities in our region. #EdinburgProud #Whoop	Video	1245	15	2	1	344
It's Thursday!! Make the best of it.	Photo/Graphic	828	12	1	0	0
The Dustin M. Sekula Library hosted an International Book Discussion inviting students from the Vanguard Academy in Edinburg and Oxford Academy from Reynosa to discuss Singing with Elephants by Margarita Engle! Students played games and even got to meet the author over zoom!	Photo/Graphic	537	9	0	0	0

As e-bikes become a popular way to get around town, the Edinburg Fire Department wants to make sure that you're using them safely! Tune in now for a few tips on how to do exactly that.	Video	629	9	1	0	182
The City of Edinburg is thriving and hiring! In the month of March we have hired 48 applicants. Please visit our website to look for your job opportunity! #edinburgcares #OurEdinburg	Photo/Graphic	885	5	0	0	0
Tomorrow! Join us for a free Easter Egg Hunt at the Edinburg Municipal Park! Egg hunt times 10AM: Ages 3 and under & Special Needs 10:15AM: Ages 4-5 10:25AM: Age 6 10:35AM: Age 7 10:45AM: Age 8 10:55AM: Ages 9-12 11:05AM: Ages 13 & 14 #EdinburgCares #FamilyTime #OurEdinburg	Photo/Graphic	424	4	0	0	0
Edinburg Municipal Court staff attended Hargill Elementary and gave a presentation to 160 fourth and fifth graders regarding bullying, truancy, and the dangers of vaping. #EdinburgCares #EdinburgHelps #OurEdinburg	Photo/Graphic	416	4	0	0	0
	<b>TOTAL</b>	<b>101,162</b>	<b>1,124</b>	<b>206</b>	<b>18</b>	<b>2,426</b>
<b>EDINBURG POLICE DEPARTMENT FACEBOOK</b>						
<b>Post Description</b>	<b>Medium</b>	<b>Reached</b>	<b>Likes</b>	<b>Shares</b>	<b>Comments</b>	<b>Video Views</b>
On March 27th & 28th, we hosted the TxDOT DDACTS Agency Workshop at the Edinburg Police Training Center. The sessions were designed to educate officers on how to use data collection efforts to manage & deploy strategic resources to decrease traffic crashes & crime! #EdinburgPD	Photo/Graphic	2504	38	2	2	0
The Edinburg PD Citizens Academy is full steam ahead! Last night our participants were exposed to DWI detection along with field sobriety tests using drunk goggles. This serves as a good learning experience, emphasizing the importance of always driving sober. #EdinburgPD #EndTheStreak	Photo/Graphic	2723	64	3	4	0
We are happy to announce the date for this year's National Night Out! Mark your calendars for Tuesday August 1st to join us and the City of Edinburg for a night of fun! We will also be celebrating the 100th anniversary of the Edinburg Police Department! #EdinburgProud #EdinburgsFinest	Photo/Graphic	2511	63	3	2	0
Glad to be a part of this!	Photo/Graphic	2003	26	1	1	0




Flashback to our officers at last week's State of the City Address. What a great night for Edinburg! #EmpoweringTodayEnvisioningTomorrow	Photo/Graphic	3103	45	2	2	0
CAUGHT ON CAM: An Edinburg PD officer narrowly escaped injury after being hit by a suspected drunk driver while on patrol. The suspect sideswiped the back of the unit, thankfully our officer was not hurt. The driver, a 51-year-old woman, was arrested & charged with driving while intoxicated. The incident was filmed on the officer's dash cam video. This is a vivid reminder: PLEASE DO NOT DRINK AND DRIVE.	Video	8541	198	57	10	5692
The City of Edinburg Police Department would like to wish everyone a restful spring break! Remember to stay safe and DON'T DRINK & DRIVE! #DontDrinkAndDrive #EndTheStreakTX	Photo/Graphic	2917	55	14	0	0
Edinburg PD spoke to Edinburg North HS and UTRGV students about the dangers of drinking and driving as they head into Spring Break. Special thanks to Edinburg North HS Principal Mark Micalef and UTRGV Victim Services or allowing us to reach out to the students. And big thanks to the family of Nedra Rodriguez for allowing us to share her story and remember her.	Photo/Graphic	5250	62	4	3	0
Animal Cruelty :The Edinburg Police Department was made aware of an incident involving a pet and a juvenile male that has drawn attention on social media. Edinburg PD Officers made contact at the location and confirmed that the pet involved in the incident was unharmed. Edinburg PD Criminal Investigators are actively looking into the case, which remains open.	Photo/Graphic	3941	77	10	23	0
We had some special visitors this week at the Edinburg Police Department! It was an honor to host such special young ladies as they met with Chief and our officers. We would like to thank Girl Scout Troop 1050 for allowing us the opportunity to meet them and show them some of our services! #EdinburgPD #GirlScoutStrong #edinburgcares	Photo/Graphic	8456	171	11	2	0
The Edinburg Police Department wishes all of the amazing women that serve our community a Happy International Women's Day! We appreciate everything you do!	Photo/Graphic	5296	117	10	4	0

Community Engagement! Edinburg Police Department officers, along with the Texas Department of Transportation took the opportunity to engage with the public at Fiesta Edinburg to promote their campaign against drinking and driving. The officers used a DWI simulator provided by TxDOT, along with other tools like googles that simulate intoxication symptoms to spread awareness. It was a fun and learning experience for all! As Spring Break approaches, please remind your teens about the dangers of drinking and driving! #EdinburgCares #TxDOT #edinburgpd #FiestaEdinburg	Photo/Graphic	3607	35	4	1	0
Be advised: Edinburg Police Department is responding to 724 S. Sugar Rd in reference to a lockdown. There is no active threat but we ask you avoid the area.	Photo/Graphic	21589	189	69	8	0
What a great surprise! Grupo Frontera received a proclamation for "Grupo Frontera Day in the City of Edinburg," and in return the band hosted an impromptu mini-concert. Special thanks to all those that made this possible, along with our great officers who helped to make this a fun and safe event. #EdinburgProud @cityofedinburg Grupo Frontera	Photo/Graphic	31475	522	15	11	0
	<b>TOTAL</b>	<b>103,916</b>	<b>1,662</b>	<b>205</b>	<b>73</b>	<b>5,692</b>
<b>Post Description</b>	<b>Medium</b>	<b>Reached</b>	<b>Likes</b>	<b>Shares</b>	<b>Comments</b>	<b>Video Views</b>
<b>EDINBURG ECONOMIC DEVELOPMENT CORPORATION FACEBOOK</b>						
Thank you to everybody who joined us today for our Entrepreneurship Bootcamp! And a special thanks to the wonderful speakers who shared their expert advice to the aspiring entrepreneurs! Stay tuned for information on future events! #EdinburgCares #EconomicDevelopment #WorkforceSolutions	Photo/Graphic	1591	35	3	1	0
Do you have a great idea that you want to turn into a successful business? The Edinburg Economic Development Corporation and Workforce Solutions is hosting an Entrepreneurship Bootcamp! Learn from experienced individuals that want to help you succeed in your small business venture. Stay tuned for the announcement of future sessions! #EconomicDevelopment #EdinburgCares #WorkforceSolutions	Video	580	11	4	0	187

We have reached maximum capacity for our upcoming Entrepreneurship Bootcamp on March 30th. Thank you to all who signed up and we look forward to seeing you soon! #EdinburgProud #EconomicDevelopment	Photo/Graphic	775	13	0	0	0
Business is good in Edinburg! Sales tax numbers are in for February and the City of Edinburg was up 9% compared to February of 2022. That leads every major large city in the RGV. Thanks to our residents and business community for investing in our city. We're looking forward to even more growth in 2023! #EdinburgProud #OurEdinburg	Photo/Graphic	233	3	0	0	0
	<b>TOTAL</b>	<b>3,179</b>	<b>62</b>	<b>7</b>	<b>1</b>	<b>187</b>
<b>INSTAGRAM</b>						
Interested in opening or expanding your business? Come join us on March 30, 2023 at the Edinburg Conference Center at Renaissance to take part in our Entrepreneurship Bootcamp!	Photo/Graphic	423	18	5	0	0
Business is good in Edinburg! Sales tax numbers are in for February and the City of Edinburg was up 9% compared to February of 2022. That leads every major large city in the RGV. Thanks to our residents and business community for investing in our city. We're looking forward to even more growth in 2023! #EdinburgProud #OurEdinburg	Photo/Graphic	232	8	0	0	0
Thank you to everybody who joined us today for our Entrepreneurship Bootcamp! And a special thanks to the wonderful speakers who shared their expert advice to the aspiring entrepreneurs! Stay tuned for information on future events! #EdinburgCares #EconomicDevelopment #WorkforceSolutions	Photo/Graphic	246	14	1	0	0
	<b>TOTAL</b>	<b>901</b>	<b>40</b>	<b>6</b>	<b>0</b>	<b>0</b>
<b>TWITTER</b>						
Interested in opening or expanding your business? Come join us on March 30, 2023 at the Edinburg Conference Center at Renaissance to take part in our Entrepreneurship Bootcamp!	Photo/Graphic	368	2	2	0	0

Business is good in Edinburg! Sales tax numbers are in for February and the City of Edinburg was up 9% compared to February of 2022. That leads every major large city in the RGV. Thanks to our residents and business community for investing in our city. We're looking forward to even more growth in 2023! #EdinburgProud #OurEdinburg	Photo/Graphic	402	2	1	1	0
We have reached maximum capacity for our upcoming Entrepreneurship Bootcamp on March 30th. Thank you to all who signed up and we look forward to seeing you soon!	Photo/Graphic	42	1	0	0	0
Thank you to everybody who joined us today for our Entrepreneurship Bootcamp! And a special thanks to the wonderful speakers who shared their expert advice to the aspiring entrepreneurs! Stay tuned for information on future events! #EdinburgCares #EconomicDevelopment #WorkforceSolutions	Photo/Graphic	87	1	0	0	0
	<b>TOTAL</b>	<b>899</b>	<b>6</b>	<b>3</b>	<b>1</b>	<b>0</b>

# ENGINEERING



Department: Engineering  
Date of Report: 3/31/2023  
Director Name: Mardoqueo Hinojosa, P.E., CFM, CPM

Capital Projects Update

Project Number = Year Account Number, Project Number	Project Name	Professional Services	Contractor	Construction Start Date:	Expected Finish Date	City Contract Amounts / Cost Estimate	Change Order	Total Project Amount	Alternate Funding (Grants Included in previous)	Project Completion Percent	Design Construction	Update
							Total					
404-9500-611802	Alberta Road Reconstruction	South Texas Infrastructure Group	TBD	5/15/2023	5/14/2024	\$ 8,203,761.78	\$ -	\$ 8,203,761.78	\$ -	100%	Design	Project advertised for bids on 3/17/23. Bids expected on 4/4/23.
N/A	Bike and Pedestrian Plan Updates	TBD	TBD	TBD	TBD	\$ -	\$ -	\$ 300,000.00	\$ 300,000.00	0%	Planning	TxDOT TASA Grant Application preliminary review occurred with TxDOT staff on 3/15/23.
N/A	Boys & Girls Club Drainage Ditch Expansion	City Staff	City Staff	10/1/2023	12/31/2023	\$ 3,800.00	\$ -	\$ 3,800.00		50%	Design	Drainage analysis continues.
110-9500-800432	Brennaaleen Cedar Drainage Project Phase 1	City Staff/ RE Garcia / Halff	N/A	N/A	N/A	\$ 304,454.72	\$ -	\$ 304,454.72	\$ 304,454.72	40%	Design	Presented for CDBG funding on 3/23/23. Owner of pond property has agreed to pricing. Acquisition to be finalized towards the end of April, approximately. Design models expected to be completed by late April. Design to begin thereafter.
135-3001-603010	Cano Trail Lighting	City Staff	Castle Enterprises	10/10/2022	5/30/2023	\$ 483,750.00	\$ -	\$ 483,750.00	\$ 387,000.00	5%	Construction	Striping has been completed. Materials expected to ship by April 7 for lighting portion of project.
911-9500-591411	Central Fire Station 2nd Floor Remodeling	PBK Architects	TBD	7/24/2023	5/24/2024	\$ 2,196,862.00	\$ -	\$ 2,196,862.00	\$ 2,196,862.00	55%	Design	Progress meeting occurred. 90% set expected mid May. Flow test provided by Fire Department to consultant on 3/24/23.
135-4000-611101	Chapin Hike and Bike Trail	City Staff	NM Contracting	TBD	10/6/2022	\$ 1,216,420.52	\$ 810.31	\$ 1,217,230.83	\$ 608,615.41	100%	Construction	Project has been completed pending grant reimbursement.
140-9500-611803	Chapin Pond Pump Station	City Staff	TBD	TBD	TBD	\$ -	\$ -	\$ -	\$ 1,310,000.00	0%	Planning	Pending grant funds to proceed.
N/A	Chapin Road Improvements	TBD	TBD	TBD	TBD	\$ -	\$ -	\$ -		0%	Planning	RAISE Grant Application was developed and submitted at the end of February for Planning, only.
136-4000-611803	De Zavala City/School Park	Milnet Architectural Services	Rio United Builders	12/19/2022	9/30/2023	\$ 1,207,893.81	\$ -	\$ 1,207,893.81		30%	Construction	Site work continues. Restrooms have started with vertical work. Proposal for change order for pavilion and relocation of the basketball court will be presented to City Council on 4/18/23.
404-9500-611804	Doolittle Detention Pond	Quintanilla, Headley & Associates	TBD	8/14/2023	8/14/2024	\$ 3,959,941.83	\$ -	\$ 3,959,941.83		30%	Design	Survey is 90% complete. 30% plans were provided on March 30th.
140-9500-611804	Downtown /SH 107 Improvements (TxDOT)	L&G Engineering	TBD	9/1/2023	9/1/2025	\$ 2,500,000.00	\$ -	\$ 2,500,000.00		90%	Design	Schematic design is 100% complete. Progress meeting is scheduled for 3/15/23. City utility relocation pending 100% plans from County's consultant (approx. 45 days after). Project expected to begin construction early 2024.
140-9500-611802	Downtown Parking Garage & Retail Facility	ERO Architects	TBD	TBD	TBD	\$ 10,000,000.00	\$ -	\$ 10,000,000.00	\$ 2,000,000.00	66%	Design	Needs Assessment to be presented on May 30th.
136-3001-611805	Ebony Hills Detention Pond	City Staff/Melden & Hunt	TBD	45109	45475	\$ 1,000,000.00	\$ -	\$ 1,000,000.00		20%	Design	Geotechnical report will be provided by 3/30/23. Survey will be completed in early April.
140-9500-611801	Edinburg ACE	ERO Architects	Gerlach Builders	12/1/2022	5/12/2024	\$ 16,313,094.27	\$ -	\$ 16,313,094.27		10%	Construction	North half of foundation has been poured. South half expected to be poured within the next two weeks. Beams and trusses are onsite.
452-9500-611802	El Tule - Jose Nieto and Consuelo Alfaro Robledo Center	Milnet Architectural Services	NM Contracting	8/9/2021	4/30/2023	\$ 5,206,947.74	\$ -	\$ 5,206,947.74	\$ 5,206,947.74	95%	Construction	Project expected to be substantially complete on 4/6/23. Partition walls are onsite. Parking lot has been paved.
140-9500-611803	Faysville Subdivision Drainage Improvements	City Staff	TBD			\$ 441,256.00	\$ -	\$ 441,256.00	\$ 4,412,560.00	0%	Planning	Pending grant.
TBD	Fire Training Facility	Alvarado Architects	TBD	1/1/2024	9/27/2024	\$ 1,500,000.00	\$ -	\$ 1,500,000.00		1%	Planning	Consultant is finalizing Supplemental and Environmental Report process to clear and remove site from existing landfill designation with TCEQ.
136-3001-611804	Freddy Gonzalez & Mon Mack Traffic Signal	TEDSI Infrastructure	TBD	TBD	TBD	\$ 43,378.00	\$ -	\$ 43,378.00		100%	Design	AFA was approved by City Council on 2/7/23. Project expected to let fall 2023.
N/A	Freddy Gonzalez Dr. and Closner Blvd Intersection Improvements	TBD	TBD	TBD	TBD	\$ -	\$ -	\$ 478,000.00		0%	Planning	TxDOT TASA Grant Application preliminary review occurred with TxDOT staff on 3/15/23.
136-3001-611807	Freddy Gonzalez Hike and Bike Trail Phase 2	City Staff	TBD	45261	45627	\$ 1,092,099.00	\$ -	\$ 1,092,099.00	\$ 910,445.00	0%	Design	Irrigation canal is being placed under ground. Construction continues on west side of Veterans Blvd towards Closner Blvd. Survey has begun.
137-3001-602600	Iowa Estates Drainage Improvements	City Staff	TBD			\$ 368,009.30	\$ -	\$ 368,009.30	\$ 3,680,093.00	0%	Planning	Pending grant.
136-3001-611804	Jackson & Chapin Traffic Signal	TEDSI Infrastructure	The Levy Company	4/25/2022	3/20/2023	\$ 311,897.75	\$ -	\$ 311,897.75		100%	Construction	Traffic signal will be fully operational on 4/4/23. Signal is in flashing mode.
137-3001-611802	Jackson Hike and Bike Trail Phase 2	GDJ Engineering	TBD	45170	45536	\$ 415,044.17	\$ -	\$ 415,044.17		90%	Design	City staff working on right of way acquisition with consultant.
140-9500-611804	Jackson Right-of-Way	Rio Delta Engineering	N/A	TBD	TBD	\$ 285,000.00	\$ -	\$ 285,000.00		90%	Planning	90% Schematic design has been submitted to staff for review.
N/A	Kimberly Drainage Ditch	City Staff	City Staff	11/1/2022	4/15/2023	\$ -	\$ -	\$ -		60%	Construction	The northside of the ditch is complete. Excavation on the south side has commenced.
136-3001-611801	Lull Subdivision Street Improvements (Sidewalks and Driveways)	Melden & Hunt	Artillery Construction	10/31/2022	3/7/2023	\$ 1,693,779.00	\$ 14,800.00	\$ 1,708,579.00		100%	Construction	Project is complete. Pending punchlist items.
136-3001-611801	Lull Subdivision Street Improvements (Streets)	Melden & Hunt	IOC Company	10/31/2022	1/31/2023	\$ 4,356,890.26	\$ 9,240.78	\$ 4,366,131.04	\$ 814,500.00	100%	Construction	Project is complete.
137-3001-611805	Luna Subdivision Drainage Improvements	City Staff	TBD	7/1/2023	11/30/2023	\$ 250,000.00	\$ -	\$ 250,000.00		0%	Design	Job task order for survey is in the process of being executed.
N/A	Mile 17 1/2 and M Road Traffic beacon	City Staff	TBD	TBD	TBD	0	\$ -	\$ -		60%	Design	Plans are currently at 60%. AFA was approved by City Council on 2/7/23. Project expected to let fall 2023.
N/A	Monte Cristo/M/Gwin Traffic light	TEDSI Infrastructure	TBD	TBD	TBD	30000	\$ -	\$ 30,000.00		100%	Design	Advanced Funding Agreement has been approved by City Council.
136-4000-611801	Municipal Pool Redevelopment Phase 1 (Pool House)	Brandstetter Carroll	Gerlach Builders	3/7/2022	4/30/2023	1696985.22	\$ 122,259.11	\$ 1,819,244.33		85%	Construction	Roof decking was completed. A/C work has been completed. Interior finish outs to continues.
136-4000-611801	Municipal Pool Redevelopment Phase 2 (Cove)	Brandstetter Carroll	South Texas Pools	7/25/2022	4/30/2023	3327737.32	\$ 12,600.00	\$ 3,340,337.32	\$ 1,000,000.00	65%	Construction	All splashpad features have been installed. All plumbing has been completed. Working on lighting Change Order.
137-2000-611110	Police Department Roof	Terracon	SLR Builders	12/22/2022	10/3/2023	750345	0	750345		0%	Construction	Construction administration proposal was executed. Submittals are being analyzed by consultant.

Department: Engineering  
Date of Report: 3/31/2023  
Director Name: Mardoqueo Hinojosa, P.E., CFM, CPM

Capital Projects Update

Project Number = Year Account Number, Project Number	Project Name	Professional Services	Contractor	Construction Start Date:	Expected Finish Date	City Contract Amounts / Cost Estimate	Change Order	Total Project Amount	Alternate Funding (Grants Included in previous)	Project Completion Percent	Design Construction	Update
							Total					
404-9500-611801	Schunior Detention Pond	SAMES	Castle Enterprises	9/12/2022	4/25/2023	4301773.72	0	4301773.72		40%	Construction	Detention Pond is approximately 65% complete. Installation of 72" storm line has begun.
404-9500-611803	Schunior Street Reconstruction	BZZ Engineering	IOC Company	11/29/2021	1/29/2023	3122085.07	390512.47	3512597.54	\$ 1,024,638.87	100%	Construction	Project complete pending punch list completion.
136-4000-611820	Skate Park Restroom & Pump Station	Milnet Architectural Services	Rio United Builders	12/19/2022	9/30/2023	511118.1	0	511118.1		5%	Construction	Site work continues.
N/A	Sprague Street Improvements	TBD	TBD	TBD	TBD	0	0	0		0%	Planning	RAISE Grant Application was submitted.
404-9500-611805	Sugar Detention Pond	Javier Hinojosa Engineering	TBD			2584949.02	0	2584949.02		0%	Design	Pending acquisition. Geotechnical study pending right of entry. Information has been sent to owner's representative.
140-9500-611804	Sugar Right-of-Way	Half Associates	N/A	TBD	TBD	835984.48	0	835984.48		60%	Planning	Schematic design is at 60% to identify parcels. Layout was presented on 3/28/23 to PIPAC. Parcel surveys to begin.
404-9500-611806	Veterans Detention Pond Phase 1	Guzman & Munoz Engineering	H&R Lease Service	8/9/2021	5/30/2023	4158541.2	125553	4284094.2	\$ 373,890.00	50%	Construction	Rojas - concrete rings completed on manholes. Driveways need to be worked on. Santa Maria - Compaction has been completed on utilities. Subgrade was delayed by inclement weather. Street to be completed by the end of April. Thompson - Sewer has been completed. Storm lines are being installed. Project expected to be substantially complete by the end of May.
N/A	SH 107 Traffic Synchronization (SMART Grant)	City Staff	TBD	TBD	TBD	0	0	0	\$ -	0%	Planning	Grant was submitted.

Department: Engineering  
Date of Report: 3/31/2023  
Director Name: Mardoqueo Hinojosa, P.E., CFM, CPM

#### Development Projects

	Subdivision Name	Phase	Inside City Limit (ICL) / ETJ	Subdivision Type (Single Family (SF), Multi-Family (MF) or Commercial (C))	Single Family Lots	Multi-Family Lots	Multi-Family Roof Tops	Commercial Lots	Total Lots	Roof Tops
1	CANTON OAKS	PRELIMINARY REVIEW	ICL	MF	0	28	112	0	28	112
2	DE LOS SANTOS RANCH	PRELIMINARY REVIEW	ETJ3.5	SF	2	0	0	0	2	2
3	KINGS PLAZA	PRELIMINARY REVIEW	ICL	C	0	0	0	1	1	1
4	LBJ COURT A REPLAT OF LOT 2 AND LOT 3 EXPR	PRELIMINARY REVIEW	ICL	C	0	0	0	1	1	1
5	N ESCAMILLA	PRELIMINARY REVIEW	ICL	C	0	0	0	1	1	1
6	NORTHWOOD ESTATES	PRELIMINARY REVIEW	ICL	SF	29	0	0	0	29	29
7	OSO GRANDE ESTATES NO 2	PRELIMINARY REVIEW	ETJ1	MF	0	16	64	0	16	64
1	ACME ESTATES SUBDIVISION	CONSTRUCTION REVIEW	ICL	SF	42	0	0	0	42	42
2	BIRD OF PARADISE SUBDIVISION	CONSTRUCTION REVIEW	ICL	MF\C	0	25	100	1	26	100
3	CANTONSIDE RANCHES	CONSTRUCTION REVIEW	ICL	SF	76	0	0	0	76	76
4	CARMEN AVILA SUBDIVISION PHASE V	CONSTRUCTION REVIEW	ETJ1.5	SF	136	0	0	0	136	136
5	CESAR CHAVEZ HEIGHTS SUBDIVISION	CONSTRUCTION REVIEW	ETJ1.5	SF	82	0	0	0	82	82
6	CITY PLACE AT CHAPIN	CONSTRUCTION REVIEW	ICL	MF	0	41	164	0	42	164
7	CLOSNOR POINT VILLAGES SUBDIVISION	CONSTRUCTION REVIEW	ICL	MF	0	47	188	0	47	188
8	FREEDOM NORTH SUBDIVISION	CONSTRUCTION REVIEW	ICL	C	0	0	0	2	2	2
9	FRESNO HEIGHTS	CONSTRUCTION REVIEW	ICL	SF	20	0	0	20	20	20
10	GARDENIA APARTMENTS	CONSTRUCTION REVIEW	ICL	MF	0	1	4	0	1	4
11	GEM ESTATES (NORTH MCCOLL ESTATES)	CONSTRUCTION REVIEW	ICL	MF	0	76	304	0	76	304
12	GONZALEZ HEIGHTS SUBDIVISION	CONSTRUCTION REVIEW	ETJ1.5	SF	1	0	0	0	1	1
13	JAGUAR HEIGHTS	CONSTRUCTION REVIEW	ETJ1.5	SF	94	0	0	0	94	94
14	JALPA OAKS	CONSTRUCTION REVIEW	ICL	SF	45	0	0	0	45	45
15	LAS MAGNOLIAS	CONSTRUCTION REVIEW	ICL	MF	0	34	136	0	34	136
16	LAS PALMERAS SUBDIVISION	CONSTRUCTION REVIEW	ICL	MF	0	124	496	0	124	496
17	MCDONALD	CONSTRUCTION REVIEW	ICL	SF	2	0	0	0	2	2
18	OAKVIEW CENTER	CONSTRUCTION REVIEW	ICL	MF\C	0	47	188	5	52	193
19	OASIS	CONSTRUCTION REVIEW	ICL	SF\C	12	0	0	2	14	14
20	PROVENCE RIDGE SUBDIVISION	CONSTRUCTION REVIEW	ICL	SF	76	0	0	0	76	76
21	RANCHITOS ON SEMINARY	CONSTRUCTION REVIEW	ETJ1.5	SF	24	0	0	0	24	24
22	RBR NO.5	CONSTRUCTION REVIEW	ETJ2.5	SF	87	0	0	0	87	87
23	RE-PLAT OF LEWIS SUBDIVISION	CONSTRUCTION REVIEW	ICL	C	0	0	0	2	2	2
24	RINCON DE ESPERANZA SUBDIVISION	CONSTRUCTION REVIEW	ICL	SF	153	0	0	0	0	152
25	ROGERS ESTATES	CONSTRUCTION REVIEW	ICL	SF	39	0	0	0	39	39
26	RUSSELL OAK ESTATES	CONSTRUCTION REVIEW	ICL	SF	50	0	0	0	50	50
27	THE VILLAS ON CANTON	CONSTRUCTION REVIEW	ICL	MF	0	28	112	0	28	112
28	VILLAGES ON CLOSNOR	CONSTRUCTION REVIEW	ICL	MF\C	0	191	764	2	766	766
29	WATER LILY AT LA SIENNA	CONSTRUCTION REVIEW	ICL	SF	118	0	0	0	118	118
30	WEST PALM	CONSTRUCTION REVIEW	ICL	SF	38	0	0	0	38	38
31	WISCONSIN WATER	CONSTRUCTION REVIEW	ETJ1.5	MF	0	68	272	0	68	68
1	2812 ESTATES	CONSTRUCTION	ETJ1.5	SF	44	0	0	4	48	48
2	ALBERTA HEIGHTS PH1	CONSTRUCTION	ICL	SF	84	0	0	0	84	84
3	ALBERTA HEIGHTS SUBDIVISION PHASE II	CONSTRUCTION	ICL	SF	14	0	0	0	14	14
4	ATWOOD ESTATES	CONSTRUCTION	ICL	SF	121	0	0	0	121	121
5	ATWOOD VILLAGE	CONSTRUCTION	ICL	MF	0	115	460	460	115	460
6	BELLAWOODS PHASE 2	CONSTRUCTION	ETJ1.5	SF	48	0	0	0	48	48
7	BELLAWOODS PHASE 3	CONSTRUCTION	ETJ1.5	SF	50	0	0	0	50	50
8	CALEDONIA WEST	CONSTRUCTION	ETJ1.5	SF	84	0	0	0	84	84
9	CARMEN AVILA RANCHETTES	CONSTRUCTION	ETJ1.5	SF	22	0	0	0	22	22
10	CARMEN AVILA SUBDIVISION PHASE III	CONSTRUCTION	ETJ1.5	SF	143	0	0	6	149	149
11	CLEARWATER EXPRESS SUBDIVISION	CONSTRUCTION	ICL	C	0	0	0	1	1	1
12	COLE CROSSING	CONSTRUCTION	ETJ1.5	SF	30	0	0	0	30	30
13	CONDESA APARTMENTS	CONSTRUCTION	ICL	MF	0	1	4	0	4	4
14	CRESTWOOD ESTATES SUBDIVISION	CONSTRUCTION	ICL	SF	45	0	0	0	45	45
15	DEUS MAGNUS SUBDIVISION	CONSTRUCTION	ICL	C	0	0	0	1	1	1
16	FEATHERED HAVEN	CONSTRUCTION	ICL	SF	6	0	0	0	6	6
17	GOLDEN ACRES	CONSTRUCTION	ICL	SF	36	0	0	0	36	36
18	HIGHLAND HEIGHTS	CONSTRUCTION	ICL	SF	144	0	0	0	144	144
19	HYDE PARK	CONSTRUCTION	ICL	SF	73	0	0	0	73	73
20	INGLE SPRINGS	CONSTRUCTION	ETJ1.5	SF	98	0	0	0	98	98
21	LA MARQUESE ESTATES	CONSTRUCTION	ETJ1.5	SF	30	0	0	0	30	30
22	LA SIENNA APARTMENTS	CONSTRUCTION	ICL	C	0	0	0	1	1	1
23	LAS ENCINITAS PHASE III	CONSTRUCTION	ETJ1.5	SF\C	183	0	0	17	200	200
24	LAS OLAS ESTATES	CONSTRUCTION	ETJ2.5	SF	102	0	0	0	102	102
25	LOS CORTUJOS SUBDIVISION	CONSTRUCTION	ETJ3.5	SF	235	0	0	0	235	235
26	LOS LAGOS PHASE 5	CONSTRUCTION	ICL	SF	164	0	0	0	164	164
27	LOS LAGOS PHASE VII A	CONSTRUCTION	ICL	SF	50	0	0	0	50	50
28	LOS LAGOS PHASE VII B	CONSTRUCTION	ICL	SF	120	0	0	0	120	120
29	MARITERRY ESTATES	CONSTRUCTION	ICL	SF	8	0	0	0	8	8
30	MONARCO ESTATES SUBDIVISION	CONSTRUCTION	ETJ2.5	SF	158	0	0	0	158	158
31	MONTE VERANDA PHASE II	CONSTRUCTION	ICL	SF	18	0	0	0	18	18
32	MONTEREAL ESTATES	CONSTRUCTION	ETJ1.5	SF	88	0	0	0	88	88
33	OAK HILL AT VILLANUEVA ESTATES PHASE 1	CONSTRUCTION	ICL	SF	16	0	0	0	16	16
34	OAK HILL AT VILLANUEVA ESTATES PHASE 2	CONSTRUCTION	ICL	SF	46	0	0	0	46	46
35	PEARL ESTATES SUBDIVISION	CONSTRUCTION	ICL	SF	48	0	0	0	48	48

7 Subdivisions in Preliminary Review

32 Subdivisions in Construction Review  
Pending approval or waiting for  
resubmittal from Owner

67 Subdivisions in construction  
5159 Estimated Rooftops based on  
subdivision lots in construction  
\*Pending confirmation on  
estimated rooftops



Department: Engineering  
Date of Report: 3/31/2023  
Director Name: Mardoqueo Hinojosa, P.E., CFM, CPM

### Development Projects


	Subdivision Name	Phase	Inside City Limit (ICL) / ETJ	Subdivision Type (Single Family (SF), Multi-Family (MF) or Commercial (C))	Single Family Lots	Multi-Family Lots	Multi-Family Roof Tops	Commercial Lots	Total Lots	Roof Tops
36	PUEBLO DE PALMAS PHASE 25	CONSTRUCTION	ETJ1.5	SF	141	0	0	0	141	141
37	RG ESTATES PH 2	CONSTRUCTION	ETJ1.5	SF	49	0	0	0	49	49
38	ROGERS COVES SUBDIVISION PHASE A N B	CONSTRUCTION	ICL	SF	188	0	0	0	188	188
39	RUSSEL VILLAGE SUBDIVISION	CONSTRUCTION	ICL	SF	77	0	0	0	77	77
40	SANTA CRUZ PALMS	CONSTRUCTION	ICL	SF	59	0	0	0	59	59
41	SANTA CRUZ SECTION 1 PHASE IV-2	CONSTRUCTION	ICL	SF	36	0	0	0	36	36
42	SCHUNIOR ESTATES	CONSTRUCTION	ICL	SF	19	0	0	0	19	19
43	SEVEN ELEVEN -MONTE CRISTO	CONSTRUCTION	ICL	C	0	0	0	1	1	1
44	SH MOUNT ESTATES	CONSTRUCTION	ICL	SF	28	0	0	0	28	28
45	SILOS AT LA SIENNA PHASE 1	CONSTRUCTION	ICL	SF	64	0	0	64	64	64
46	SILOS AT LA SIENNA PHASE 2	CONSTRUCTION	ICL	SF	43	0	0	0	43	43
47	SILVERSTONE HEIGHTS	CONSTRUCTION	ICL	SF	122	0	0	0	122	122
48	SOL ALEGRE PHASE 1	CONSTRUCTION	ICL	SF	130	0	0	0	130	130
49	SONTERRA RIDGE SUBDIVISION	CONSTRUCTION	ICL	MF	0	10	40	0	10	40
50	SRGV HOTEL EDINBURG SUBDIVISION	CONSTRUCTION	ICL	C	0	0	0	1	1	1
51	STONE OAK SUBDIVISION	CONSTRUCTION	ICL	SF	49	0	0	0	49	49
52	STORAGE MASTERS	CONSTRUCTION	ICL	C	0	0	0	1	1	1
53	SUGAR MILL ESTATES	CONSTRUCTION	ICL	MF	0	54	216	0	54	216
54	SUNCREST ACRES	CONSTRUCTION	ETJ2.5	SF	18	0	0	0	18	18
55	TEXAS RANCH	CONSTRUCTION	ETJ1.5	SF	15	0	0	0	15	15
56	THE GARDENS AT LAKE JAMES	CONSTRUCTION	ICL	SF	16	0	0	0	16	16
57	THE HEIGHTS ON TRENTON PHASE 2	CONSTRUCTION	ICL	SF	179	0	0	0	179	179
58	THE HEIGHTS ON WISCONSIN PHASE II	CONSTRUCTION	ICL	SF	63	0	0	0	63	63
59	THE HEIGHTS ON WISCONSIN PHASE III	CONSTRUCTION	ICL	SF	81	0	0	0	81	81
60	UNIVERSITY VILLAGE ON 10TH ST	CONSTRUCTION	ICL	C	0	0	0	11	11	11
61	VALENCIA TRAILS PHASE 1	CONSTRUCTION	ICL	MF	0	17	68	68	17	68
62	VALENCIA TRAILS PHASE 2	CONSTRUCTION	ICL	SF	73	0	0	0	73	73
63	VELA & FLORES	CONSTRUCTION	ICL	C	0	0	0	1	1	1
64	VICTORIA HEIGHTS	CONSTRUCTION	ICL	MF	0	5	20	0	5	20
65	VILLAS AT SUGAR	CONSTRUCTION	ICL	MF	0	48	192	0	48	192
66	WOODLANDS ESTATES	CONSTRUCTION	ICL	MF	0	89	356	0	89	356

4	Commercial Site Plans were reviewed
7	Commercial Permits were reviewed
38	Multi-Family Building Permit was reviewed
34	Residential Permits were reviewed

### GIS Division

- \* Continued drone footage for Capital Projects and survey.
- \* Continued addressing and street name approvals for subdivisions
- \* On-going support for Capital Projects Dashboard and Planning Dashboards on the ESRI ArcGIS Platform
- \* Updating and maintaining GIS data on the ESRI ArcGIS Platform for public infrastructure, planning, solid waste, parks, etc.
- \* Launched new Capital Projects Dashboard and Online GIS Map on 3/28/23
- \* Solid Waste residential and commercial data has been developed for routing operations. Deploy is in planning stages.

# FINANCE





Edinburg, TX

# Unaudited Income Statement - Revenues

## Account Summary

For Fiscal: 2022-2023 Period Ending: 03/31/2023

		Original Total Budget	Current Total Budget	MTD Activity	YTD Activity	YTD Activity + Encumbrances	Budget Remaining
<b>Fund: 100 - GENERAL FUND</b>							
<b>Revenue</b>							
<b>Division: 9500 - Non-Departmental</b>							
<b>RevType: 40 - General Taxes</b>							
<a href="#">100-9500-401100</a>	AD-VALOREM TAX-CURRENT	0.00	0.00	691,216.87	28,920,531.27	28,920,531.27	-28,920,531.27
<a href="#">100-9500-401101</a>	AD-VALOREM TAX-DELINQUENT	0.00	0.00	44,590.26	456,855.10	456,855.10	-456,855.10
<a href="#">100-9500-401102</a>	PENALTY & INTEREST	0.00	0.00	52,461.84	243,817.01	243,817.01	-243,817.01
<a href="#">100-9500-402100</a>	GENERAL SALES & USE TAX	0.00	0.00	0.00	5,955,877.41	5,955,877.41	-5,955,877.41
<a href="#">100-9500-402101</a>	GEN SALES & USE TAX (.5%)	0.00	0.00	0.00	2,977,938.70	2,977,938.70	-2,977,938.70
<a href="#">100-9500-403100</a>	ELECTRIC UTILITY	0.00	0.00	122,174.69	2,326,641.86	2,326,641.86	-2,326,641.86
<a href="#">100-9500-403102</a>	SWB TELEPHONE UTILITY	0.00	0.00	11,348.59	11,348.59	11,348.59	-11,348.59
<a href="#">100-9500-403103</a>	T V CABLE	0.00	0.00	0.00	162,148.80	162,148.80	-162,148.80
<a href="#">100-9500-403104</a>	TELEPHONE UTILITY OTHER	0.00	0.00	6,205.95	16,699.39	16,699.39	-16,699.39
<a href="#">100-9500-403105</a>	2% GROSS RECEIPTS-SEWER	0.00	0.00	0.00	27,128.64	27,128.64	-27,128.64
<a href="#">100-9500-403106</a>	2% GROSS RECEIPTS-WATER	0.00	0.00	0.00	59,033.39	59,033.39	-59,033.39
<a href="#">100-9500-404100</a>	MIXED BEVERAGE TAX	0.00	0.00	19,379.14	95,602.68	95,602.68	-95,602.68
<b>RevType: 40 - General Taxes Total:</b>		<b>0.00</b>	<b>0.00</b>	<b>947,377.34</b>	<b>41,253,622.84</b>	<b>41,253,622.84</b>	<b>-41,253,622.84</b>
<b>RevType: 41 - Licenses and Permits</b>							
<a href="#">100-9500-411100</a>	BUILDING PERMITS	0.00	0.00	98,956.40	289,476.00	289,476.00	-289,476.00
<a href="#">100-9500-411101</a>	PLUMBING PERMITS	0.00	0.00	22,756.00	97,389.00	97,389.00	-97,389.00
<a href="#">100-9500-411102</a>	ELECTRICAL PERMIT	0.00	0.00	14,061.00	72,952.00	72,952.00	-72,952.00
<a href="#">100-9500-411103</a>	HEATING & AIR COND	0.00	0.00	5,446.00	39,368.00	39,368.00	-39,368.00
<a href="#">100-9500-411104</a>	GARAGE SALE PERMITS	0.00	0.00	2,810.00	11,020.00	11,020.00	-11,020.00
<a href="#">100-9500-411106</a>	HOUSE MOVING PERMITS	0.00	0.00	125.00	500.00	500.00	-500.00
<a href="#">100-9500-411108</a>	BEVERAGE PERMITS	0.00	0.00	706.00	1,836.00	1,836.00	-1,836.00
<a href="#">100-9500-411120</a>	MISCELLANEOUS PERMITS	0.00	0.00	660.00	4,795.00	4,795.00	-4,795.00
<a href="#">100-9500-412100</a>	HEALTH PERMITS	0.00	0.00	7,725.00	40,100.00	40,100.00	-40,100.00
<a href="#">100-9500-412101</a>	COIN OPERATED MACHINES	0.00	0.00	192.72	1,220.23	1,220.23	-1,220.23
<b>RevType: 41 - Licenses and Permits Total:</b>		<b>0.00</b>	<b>0.00</b>	<b>153,438.12</b>	<b>558,656.23</b>	<b>558,656.23</b>	<b>-558,656.23</b>
<b>RevType: 42 - InterGov't</b>							
<a href="#">100-9500-423100</a>	HOUSING AUTH/IN LIEU T	0.00	0.00	0.00	26,694.89	26,694.89	-26,694.89
<a href="#">100-9500-424102</a>	EEDC REIMBURSEMENT	0.00	0.00	0.00	125,000.00	125,000.00	-125,000.00
<a href="#">100-9500-424112</a>	PD-LRGVDC-911 EMERGENCY COMMUN..	0.00	0.00	175.00	175.00	175.00	-175.00
<b>RevType: 42 - InterGov't Total:</b>		<b>0.00</b>	<b>0.00</b>	<b>175.00</b>	<b>151,869.89</b>	<b>151,869.89</b>	<b>-151,869.89</b>
<b>RevType: 43 - Charges for Services</b>							
<a href="#">100-9500-431100</a>	2% ADM FEE-INSPECTION	0.00	0.00	33,205.19	235,614.74	235,614.74	-235,614.74
<a href="#">100-9500-431102</a>	CLEANING & MOWING	0.00	0.00	7,902.94	52,442.62	52,442.62	-52,442.62
<a href="#">100-9500-431103</a>	VITAL STATISTICS FEES	0.00	0.00	41,138.00	200,322.20	200,322.20	-200,322.20
<a href="#">100-9500-431110</a>	COUNTY PART-RURAL FIRE	0.00	0.00	49,099.00	253,963.00	253,963.00	-253,963.00
<a href="#">100-9500-431111</a>	FIRE PROTECTION & PREVENTION FEES	0.00	0.00	9,480.00	32,101.00	32,101.00	-32,101.00
<a href="#">100-9500-431120</a>	ACCIDENT REPORTS	0.00	0.00	1,204.00	7,924.00	7,924.00	-7,924.00
<a href="#">100-9500-431125</a>	SALES OF CODES & DOCUMENTS	0.00	0.00	707.00	9,128.85	9,128.85	-9,128.85
<a href="#">100-9500-431126</a>	ZONING APPLICATION FEE	0.00	0.00	7,200.00	34,425.00	34,425.00	-34,425.00
<a href="#">100-9500-431128</a>	PASSPORT FEES	0.00	0.00	10,457.50	51,792.35	51,792.35	-51,792.35
<a href="#">100-9500-431129</a>	PASSPORT PHOTOS	0.00	0.00	60.00	90.00	90.00	-90.00
<a href="#">100-9500-431130</a>	PASSPORT EXPRESS SHIPPING	0.00	0.00	0.00	105.90	105.90	-105.90
<a href="#">100-9500-431201</a>	BIKE RENTALS UTRGV/CITY	0.00	0.00	0.00	596.70	596.70	-596.70
<a href="#">100-9500-431203</a>	REC SPECIAL EVENTS	0.00	0.00	0.00	40,290.80	40,290.80	-40,290.80
<a href="#">100-9500-431204</a>	REC SPORT LEAGUE FEES	0.00	0.00	2,468.00	68,777.00	68,777.00	-68,777.00
<a href="#">100-9500-431205</a>	REC. MEMBERSHIP FEES-A	0.00	0.00	2,302.95	8,014.71	8,014.71	-8,014.71
<a href="#">100-9500-431206</a>	RECREATIONAL PROGRAM FEES	0.00	0.00	4,760.00	25,774.00	25,774.00	-25,774.00
<a href="#">100-9500-431207</a>	RENTAL CENTERS	0.00	0.00	5,472.00	21,603.00	21,603.00	-21,603.00

**Unaudited Income Statement - Revenues**
**For Fiscal: 2022-2023 Period Ending: 03/31/2023**

		Original Total Budget	Current Total Budget	MTD Activity	YTD Activity	YTD Activity + Encumbrances	Budget Remaining
<a href="#">100-9500-431301</a>	DANCE CLASS FEES-CITY/VIPERS	0.00	0.00	1,748.00	12,921.00	12,921.00	-12,921.00
<a href="#">100-9500-431303</a>	LEAGUE FEES-CITY/VIPERS	0.00	0.00	3,095.00	55,971.00	55,971.00	-55,971.00
<a href="#">100-9500-431400</a>	WBC ADMISSION FEE	0.00	0.00	3,875.00	16,459.00	16,459.00	-16,459.00
<a href="#">100-9500-431402</a>	WBC MEMBERSHIP FEES	0.00	0.00	545.00	3,197.00	3,197.00	-3,197.00
<a href="#">100-9500-431403</a>	WBC MERCHANDISE SALES	0.00	0.00	2,614.60	14,645.24	14,645.24	-14,645.24
<a href="#">100-9500-431404</a>	WBC- PROGRAM FEES	0.00	0.00	925.00	16,051.00	16,051.00	-16,051.00
<a href="#">100-9500-431501</a>	PUBLIC SWIMMING POOL F	0.00	0.00	105.75	135.75	135.75	-135.75
<a href="#">100-9500-431502</a>	SWIMMING PROGRAM FEES	0.00	0.00	15.00	88.00	88.00	-88.00
<b>RevType: 43 - Charges for Services Total:</b>		<b>0.00</b>	<b>0.00</b>	<b>188,379.93</b>	<b>1,162,433.86</b>	<b>1,162,433.86</b>	<b>-1,162,433.86</b>
<b>RevType: 44 - Fines and Forfeits</b>							
<a href="#">100-9500-441100</a>	MUNICIPAL COURT FINES	0.00	0.00	86,014.50	355,699.70	355,699.70	-355,699.70
<a href="#">100-9500-441102</a>	ARREST & WRITTEN FEE	0.00	0.00	3,996.02	17,399.65	17,399.65	-17,399.65
<a href="#">100-9500-441104</a>	TRAFFIC (TFC) FINES 3.	0.00	0.00	1,039.13	4,408.13	4,408.13	-4,408.13
<a href="#">100-9500-441105</a>	CIVIL JUSTICE FEE-COURT	0.00	0.00	0.35	0.64	0.64	-0.64
<a href="#">100-9500-441110</a>	TIME PAYMENT CITY	0.00	0.00	1,347.59	6,014.68	6,014.68	-6,014.68
<a href="#">100-9500-441111</a>	MUNICIPAL COURT ADMIN EXP FEE	0.00	0.00	6,495.80	30,977.70	30,977.70	-30,977.70
<a href="#">100-9500-441114</a>	MUNICIPAL COURT MISCELLANEOUS	0.00	0.00	1,200.00	5,130.00	5,130.00	-5,130.00
<a href="#">100-9500-441117</a>	OMNI BASE LOCAL FEE	0.00	0.00	148.00	478.40	478.40	-478.40
<a href="#">100-9500-441118</a>	TX DOT- SCOFF LAW	0.00	0.00	-68.10	1,080.00	1,080.00	-1,080.00
<a href="#">100-9500-441201</a>	LIBRARY FINES	0.00	0.00	682.92	3,588.41	3,588.41	-3,588.41
<b>RevType: 44 - Fines and Forfeits Total:</b>		<b>0.00</b>	<b>0.00</b>	<b>100,856.21</b>	<b>424,777.31</b>	<b>424,777.31</b>	<b>-424,777.31</b>
<b>RevType: 45 - Miscellaneous</b>							
<a href="#">100-9500-451100</a>	INTEREST EARNED	0.00	0.00	0.00	333,529.24	333,529.24	-333,529.24
<a href="#">100-9500-451101</a>	INTEREST EARNED RECEIV	0.00	0.00	2,934.69	18,686.00	18,686.00	-18,686.00
<a href="#">100-9500-452103</a>	RENT OF CITY FACILITIES	0.00	0.00	250.00	750.00	750.00	-750.00
<a href="#">100-9500-452104</a>	USE OF CITY'S RADIO SYSTEM	0.00	0.00	310.00	1,860.00	1,860.00	-1,860.00
<a href="#">100-9500-453207</a>	CONTRIBUTION - OTHER	0.00	0.00	11,000.00	11,000.00	11,000.00	-11,000.00
<a href="#">100-9500-454100</a>	MISCELLANEOUS REVENUE	0.00	0.00	6,514.42	74,100.69	74,100.69	-74,100.69
<a href="#">100-9500-454101</a>	LOST BOOK ACCT-LIBRARY	0.00	0.00	331.40	1,710.45	1,710.45	-1,710.45
<a href="#">100-9500-454102</a>	BOOK SALES (LIBRARY)	0.00	0.00	3,894.39	20,469.72	20,469.72	-20,469.72
<a href="#">100-9500-454103</a>	RECOVERY OF WORKERS COMP	0.00	0.00	3,620.08	39,713.57	39,713.57	-39,713.57
<a href="#">100-9500-454104</a>	CASH SHORT OR OVER	0.00	0.00	-4.30	-46.13	-46.13	46.13
<a href="#">100-9500-454110</a>	PROPERTY INSURANCE REIMBURSEME...	0.00	0.00	0.00	72,272.28	72,272.28	-72,272.28
<b>RevType: 45 - Miscellaneous Total:</b>		<b>0.00</b>	<b>0.00</b>	<b>28,850.68</b>	<b>574,045.82</b>	<b>574,045.82</b>	<b>-574,045.82</b>
<b>RevType: 46 - Other Financing Sources</b>							
<a href="#">100-9500-462100</a>	SALE OF CITY PROPERTY	0.00	0.00	110,888.73	121,875.00	121,875.00	-121,875.00
<b>RevType: 46 - Other Financing Sources Total:</b>		<b>0.00</b>	<b>0.00</b>	<b>110,888.73</b>	<b>121,875.00</b>	<b>121,875.00</b>	<b>-121,875.00</b>
<b>Division: 9500 - Non-Departmental Total:</b>		<b>0.00</b>	<b>0.00</b>	<b>1,529,966.01</b>	<b>44,247,280.95</b>	<b>44,247,280.95</b>	<b>-44,247,280.95</b>
<b>Revenue Total:</b>		<b>0.00</b>	<b>0.00</b>	<b>1,529,966.01</b>	<b>44,247,280.95</b>	<b>44,247,280.95</b>	<b>-44,247,280.95</b>
<b>Fund: 100 - GENERAL FUND Total:</b>		<b>0.00</b>	<b>0.00</b>	<b>1,529,966.01</b>	<b>44,247,280.95</b>	<b>44,247,280.95</b>	<b>-44,247,280.95</b>
<b>Fund: 113 - HOTEL OCCUPANCY TAX FUND</b>							
<b>Revenue</b>							
<b>Division: 9500 - Non-Departmental</b>							
<b>RevType: 40 - General Taxes</b>							
<a href="#">113-9500-405100</a>	HOMESTAY INN & SUITES	0.00	0.00	1,652.95	13,523.84	13,523.84	-13,523.84
<a href="#">113-9500-405101</a>	ECHO MOTEL	0.00	0.00	2,024.81	12,838.50	12,838.50	-12,838.50
<a href="#">113-9500-405102</a>	FRONTIER MOTEL	0.00	0.00	379.75	2,031.12	2,031.12	-2,031.12
<a href="#">113-9500-405104</a>	EXECUTIVE INN	0.00	0.00	1,916.60	11,762.10	11,762.10	-11,762.10
<a href="#">113-9500-405106</a>	BINNING HOSPITALITY LLC	0.00	0.00	11,230.38	62,646.83	62,646.83	-62,646.83
<a href="#">113-9500-405108</a>	MOTEL 6	0.00	0.00	3,943.24	24,613.33	24,613.33	-24,613.33
<a href="#">113-9500-405109</a>	BUDGET INN	0.00	0.00	875.89	4,958.79	4,958.79	-4,958.79
<a href="#">113-9500-405110</a>	EDINBURG INN & SUITE	0.00	0.00	4,674.13	28,588.10	28,588.10	-28,588.10
<a href="#">113-9500-405111</a>	HOLIDAY INN	0.00	0.00	14,235.73	98,438.36	98,438.36	-98,438.36
<a href="#">113-9500-405112</a>	HOTEL/OCCUPANCY TAX-OTHER	0.00	0.00	0.00	1,455.86	1,455.86	-1,455.86
<a href="#">113-9500-405113</a>	MARRIOTT TOWNEPLACE SUITES	0.00	0.00	11,848.22	57,920.72	57,920.72	-57,920.72
<a href="#">113-9500-405114</a>	TRU BY HILTON	0.00	0.00	12,507.15	75,068.70	75,068.70	-75,068.70
<a href="#">113-9500-405115</a>	HOME2 BY HILTON	0.00	0.00	14,226.39	66,525.80	66,525.80	-66,525.80

## Unaudited Income Statement - Revenues

For Fiscal: 2022-2023 Period Ending: 03/31/2023

		Original Total Budget	Current Total Budget	MTD Activity	YTD Activity	YTD Activity + Encumbrances	Budget Remaining
<a href="#">113-9500-405200</a>	ABRB - MARIA HEREDIA	0.00	0.00	95.06	1,302.03	1,302.03	-1,302.03
	<b>RevType: 40 - General Taxes Total:</b>	<b>0.00</b>	<b>0.00</b>	<b>79,610.30</b>	<b>461,674.08</b>	<b>461,674.08</b>	<b>-461,674.08</b>
	<b>RevType: 45 - Miscellaneous</b>						
<a href="#">113-9500-451100</a>	INTEREST EARNED	0.00	0.00	0.00	104.35	104.35	-104.35
	<b>RevType: 45 - Miscellaneous Total:</b>	<b>0.00</b>	<b>0.00</b>	<b>0.00</b>	<b>104.35</b>	<b>104.35</b>	<b>-104.35</b>
	<b>Division: 9500 - Non-Departmental Total:</b>	<b>0.00</b>	<b>0.00</b>	<b>79,610.30</b>	<b>461,778.43</b>	<b>461,778.43</b>	<b>-461,778.43</b>
	<b>Revenue Total:</b>	<b>0.00</b>	<b>0.00</b>	<b>79,610.30</b>	<b>461,778.43</b>	<b>461,778.43</b>	<b>-461,778.43</b>
	<b>Fund: 113 - HOTEL OCCUPANCY TAX FUND Total:</b>	<b>0.00</b>	<b>0.00</b>	<b>79,610.30</b>	<b>461,778.43</b>	<b>461,778.43</b>	<b>-461,778.43</b>
<b>Fund: 150 - DEBT SERVICE FUND</b>							
<b>Revenue</b>							
<b>Division: 9500 - Non-Departmental</b>							
<b>RevType: 40 - General Taxes</b>							
<a href="#">150-9500-401100</a>	AD-VALOREM TAX-CURRENT	0.00	0.00	186,170.67	7,789,386.06	7,789,386.06	-7,789,386.06
<a href="#">150-9500-401101</a>	AD-VALOREM TAX-DELINQUENT	0.00	0.00	9,453.92	101,396.99	101,396.99	-101,396.99
<a href="#">150-9500-401102</a>	PENALTY & INTEREST	0.00	0.00	12,865.04	59,730.00	59,730.00	-59,730.00
	<b>RevType: 40 - General Taxes Total:</b>	<b>0.00</b>	<b>0.00</b>	<b>208,489.63</b>	<b>7,950,513.05</b>	<b>7,950,513.05</b>	<b>-7,950,513.05</b>
	<b>RevType: 45 - Miscellaneous</b>						
<a href="#">150-9500-451100</a>	INTEREST EARNED	0.00	0.00	0.00	32.19	32.19	-32.19
	<b>RevType: 45 - Miscellaneous Total:</b>	<b>0.00</b>	<b>0.00</b>	<b>0.00</b>	<b>32.19</b>	<b>32.19</b>	<b>-32.19</b>
	<b>Division: 9500 - Non-Departmental Total:</b>	<b>0.00</b>	<b>0.00</b>	<b>208,489.63</b>	<b>7,950,545.24</b>	<b>7,950,545.24</b>	<b>-7,950,545.24</b>
	<b>Revenue Total:</b>	<b>0.00</b>	<b>0.00</b>	<b>208,489.63</b>	<b>7,950,545.24</b>	<b>7,950,545.24</b>	<b>-7,950,545.24</b>
	<b>Fund: 150 - DEBT SERVICE FUND Total:</b>	<b>0.00</b>	<b>0.00</b>	<b>208,489.63</b>	<b>7,950,545.24</b>	<b>7,950,545.24</b>	<b>-7,950,545.24</b>
<b>Fund: 200 - UTILITY FUND</b>							
<b>Revenue</b>							
<b>Division: 9500 - Non-Departmental</b>							
<b>RevType: 43 - Charges for Services</b>							
<a href="#">200-9500-432101</a>	WATER TAP FEES	0.00	0.00	16,356.25	227,640.00	227,640.00	-227,640.00
<a href="#">200-9500-432102</a>	METER WATER SALES-CURR	0.00	0.00	1,250,390.98	6,231,259.96	6,231,259.96	-6,231,259.96
<a href="#">200-9500-432104</a>	PENALTY CHARGES-DELQ A	0.00	0.00	40,399.69	270,252.79	270,252.79	-270,252.79
<a href="#">200-9500-432105</a>	BACTERIOLOGICAL TESTING	0.00	0.00	147.50	1,003.00	1,003.00	-1,003.00
<a href="#">200-9500-432200</a>	SEWER CHARGES	0.00	0.00	591,878.18	2,824,917.72	2,824,917.72	-2,824,917.72
<a href="#">200-9500-432201</a>	SEWER TAP FEES	0.00	0.00	205.00	59,440.00	59,440.00	-59,440.00
<a href="#">200-9500-432202</a>	SWR CHARGES NORTH ALAM	0.00	0.00	0.00	117,130.04	117,130.04	-117,130.04
<a href="#">200-9500-432203</a>	SWR CHARGES SWSC	0.00	0.00	13,542.60	34,959.41	34,959.41	-34,959.41
	<b>RevType: 43 - Charges for Services Total:</b>	<b>0.00</b>	<b>0.00</b>	<b>1,912,920.20</b>	<b>9,766,602.92</b>	<b>9,766,602.92</b>	<b>-9,766,602.92</b>
	<b>RevType: 45 - Miscellaneous</b>						
<a href="#">200-9500-451100</a>	INTEREST EARNED	0.00	0.00	0.00	138,318.16	138,318.16	-138,318.16
<a href="#">200-9500-452113</a>	RENT OF WATER TOWERS	0.00	0.00	9,214.62	24,279.78	24,279.78	-24,279.78
<a href="#">200-9500-454100</a>	MISCELLANEOUS REVENUE	0.00	0.00	-200.00	-200.00	-200.00	200.00
<a href="#">200-9500-454103</a>	RECOVERY OF WORKERS COMP	0.00	0.00	0.00	616.10	616.10	-616.10
<a href="#">200-9500-454104</a>	CASH SHORT OR OVER	0.00	0.00	-23.68	-160.53	-160.53	160.53
<a href="#">200-9500-454107</a>	SERVICE CHARGES	0.00	0.00	22,786.54	101,373.91	101,373.91	-101,373.91
	<b>RevType: 45 - Miscellaneous Total:</b>	<b>0.00</b>	<b>0.00</b>	<b>31,777.48</b>	<b>264,227.42</b>	<b>264,227.42</b>	<b>-264,227.42</b>
	<b>Division: 9500 - Non-Departmental Total:</b>	<b>0.00</b>	<b>0.00</b>	<b>1,944,697.68</b>	<b>10,030,830.34</b>	<b>10,030,830.34</b>	<b>-10,030,830.34</b>
	<b>Revenue Total:</b>	<b>0.00</b>	<b>0.00</b>	<b>1,944,697.68</b>	<b>10,030,830.34</b>	<b>10,030,830.34</b>	<b>-10,030,830.34</b>
	<b>Fund: 200 - UTILITY FUND Total:</b>	<b>0.00</b>	<b>0.00</b>	<b>1,944,697.68</b>	<b>10,030,830.34</b>	<b>10,030,830.34</b>	<b>-10,030,830.34</b>

**Unaudited Income Statement - Revenues**
**For Fiscal: 2022-2023 Period Ending: 03/31/2023**

		Original Total Budget	Current Total Budget	MTD Activity	YTD Activity	YTD Activity + Encumbrances	Budget Remaining
<b>Fund: 201 - UTILITIES PROJECTS FUND</b>							
Revenue							
Division: 9500 - Non-Departmental							
RevType: 45 - Miscellaneous							
<a href="#">201-9500-451100</a>	INTEREST EARNED	0.00	0.00	0.00	102,299.59	102,299.59	-102,299.59
	<b>RevType: 45 - Miscellaneous Total:</b>	<b>0.00</b>	<b>0.00</b>	<b>0.00</b>	<b>102,299.59</b>	<b>102,299.59</b>	<b>-102,299.59</b>
	<b>Division: 9500 - Non-Departmental Total:</b>	<b>0.00</b>	<b>0.00</b>	<b>0.00</b>	<b>102,299.59</b>	<b>102,299.59</b>	<b>-102,299.59</b>
	<b>Revenue Total:</b>	<b>0.00</b>	<b>0.00</b>	<b>0.00</b>	<b>102,299.59</b>	<b>102,299.59</b>	<b>-102,299.59</b>
	<b>Fund: 201 - UTILITIES PROJECTS FUND Total:</b>	<b>0.00</b>	<b>0.00</b>	<b>0.00</b>	<b>102,299.59</b>	<b>102,299.59</b>	<b>-102,299.59</b>
<b>Fund: 210 - SOLID WASTE MANAGEMENT FUND</b>							
Revenue							
Division: 9500 - Non-Departmental							
RevType: 43 - Charges for Services							
<a href="#">210-9500-434100</a>	GARBAGE CHARGES N A W	0.00	0.00	0.00	78,086.70	78,086.70	-78,086.70
<a href="#">210-9500-434101</a>	GARBAGE CHARGES SWSC	0.00	0.00	4,739.32	11,456.55	11,456.55	-11,456.55
<a href="#">210-9500-434102</a>	GARBAGE COLLECTION FEE	0.00	0.00	1,024,631.74	4,365,829.17	4,365,829.17	-4,365,829.17
<a href="#">210-9500-434103</a>	GARBAGE DISP NON RESID	0.00	0.00	794,816.83	4,474,781.67	4,474,781.67	-4,474,781.67
<a href="#">210-9500-434104</a>	GARBAGE DISPOSAL FEES	0.00	0.00	167,233.26	975,753.54	975,753.54	-975,753.54
<a href="#">210-9500-434105</a>	RECYCLE PROCEEDS	0.00	0.00	11,521.11	60,396.95	60,396.95	-60,396.95
<a href="#">210-9500-434108</a>	LANDFILL-NON-COMMERCIAL	0.00	0.00	278,011.41	1,225,560.63	1,225,560.63	-1,225,560.63
	<b>RevType: 43 - Charges for Services Total:</b>	<b>0.00</b>	<b>0.00</b>	<b>2,280,953.67</b>	<b>11,191,865.21</b>	<b>11,191,865.21</b>	<b>-11,191,865.21</b>
RevType: 45 - Miscellaneous							
<a href="#">210-9500-451100</a>	INTEREST EARNED	0.00	0.00	0.00	110,221.57	110,221.57	-110,221.57
<a href="#">210-9500-452108</a>	LAND LEASE	0.00	0.00	0.00	13,645.00	13,645.00	-13,645.00
<a href="#">210-9500-454100</a>	MISCELLANEOUS REVENUE	0.00	0.00	196.65	1,485.03	1,485.03	-1,485.03
<a href="#">210-9500-454107</a>	SERVICE CHARGES	0.00	0.00	0.00	25.00	25.00	-25.00
<a href="#">210-9500-454110</a>	PROPERTY INSURANCE REIMBURSEME...	0.00	0.00	0.00	0.00	-41,709.37	41,709.37
<a href="#">210-9500-454200</a>	GAS, OIL, MINERAL RIGHTS	0.00	0.00	0.00	661,183.57	661,183.57	-661,183.57
	<b>RevType: 45 - Miscellaneous Total:</b>	<b>0.00</b>	<b>0.00</b>	<b>196.65</b>	<b>786,560.17</b>	<b>744,850.80</b>	<b>-744,850.80</b>
	<b>Division: 9500 - Non-Departmental Total:</b>	<b>0.00</b>	<b>0.00</b>	<b>2,281,150.32</b>	<b>11,978,425.38</b>	<b>11,936,716.01</b>	<b>-11,936,716.01</b>
	<b>Revenue Total:</b>	<b>0.00</b>	<b>0.00</b>	<b>2,281,150.32</b>	<b>11,978,425.38</b>	<b>11,936,716.01</b>	<b>-11,936,716.01</b>
	<b>Fund: 210 - SOLID WASTE MANAGEMENT FUND Total:</b>	<b>0.00</b>	<b>0.00</b>	<b>2,281,150.32</b>	<b>11,978,425.38</b>	<b>11,936,716.01</b>	<b>-11,936,716.01</b>
<b>Fund: 220 - EDINBURG INTERNATIONAL AIRPORT</b>							
Revenue							
Division: 9500 - Non-Departmental							
RevType: 43 - Charges for Services							
<a href="#">220-9500-436115</a>	FUEL FLOW FEES	0.00	0.00	114,505.82	753,981.97	753,981.97	-753,981.97
	<b>RevType: 43 - Charges for Services Total:</b>	<b>0.00</b>	<b>0.00</b>	<b>114,505.82</b>	<b>753,981.97</b>	<b>753,981.97</b>	<b>-753,981.97</b>
RevType: 45 - Miscellaneous							
<a href="#">220-9500-452105</a>	HANGAR LEASE	0.00	0.00	9,540.00	57,240.00	57,240.00	-57,240.00
<a href="#">220-9500-452107</a>	WAREHOUSE BLDG LEASE (CTS)	0.00	0.00	9,970.80	59,824.80	59,824.80	-59,824.80
<a href="#">220-9500-454100</a>	MISCELLANEOUS REVENUE	0.00	0.00	-38.60	-130.21	-130.21	130.21
	<b>RevType: 45 - Miscellaneous Total:</b>	<b>0.00</b>	<b>0.00</b>	<b>19,472.20</b>	<b>116,934.59</b>	<b>116,934.59</b>	<b>-116,934.59</b>
	<b>Division: 9500 - Non-Departmental Total:</b>	<b>0.00</b>	<b>0.00</b>	<b>133,978.02</b>	<b>870,916.56</b>	<b>870,916.56</b>	<b>-870,916.56</b>
	<b>Revenue Total:</b>	<b>0.00</b>	<b>0.00</b>	<b>133,978.02</b>	<b>870,916.56</b>	<b>870,916.56</b>	<b>-870,916.56</b>
	<b>Fund: 220 - EDINBURG INTERNATIONAL AIRPORT Total:</b>	<b>0.00</b>	<b>0.00</b>	<b>133,978.02</b>	<b>870,916.56</b>	<b>870,916.56</b>	<b>-870,916.56</b>
<b>Fund: 230 - EBONY GOLF COURSE FUND</b>							
Revenue							
Division: 9500 - Non-Departmental							
RevType: 43 - Charges for Services							
<a href="#">230-9500-435100</a>	GOLF COURSE GREEN FEES	0.00	0.00	18,935.80	78,997.00	78,997.00	-78,997.00
<a href="#">230-9500-435200</a>	CONCESSIONS GOLF COURSE	0.00	0.00	1,437.30	6,595.77	6,595.77	-6,595.77
<a href="#">230-9500-435201</a>	CONCESSIONS ALCOHOLIC	0.00	0.00	6,031.59	20,722.17	20,722.17	-20,722.17
<a href="#">230-9500-435300</a>	KITCHEN SALES	0.00	0.00	0.00	144.00	144.00	-144.00
<a href="#">230-9500-435400</a>	MERCHANDISE PRO SHOP	0.00	0.00	550.37	3,188.74	3,188.74	-3,188.74

**Unaudited Income Statement - Revenues**
**For Fiscal: 2022-2023 Period Ending: 03/31/2023**

		<b>Original Total Budget</b>	<b>Current Total Budget</b>	<b>MTD Activity</b>	<b>YTD Activity</b>	<b>YTD Activity + Encumbrances</b>	<b>Budget Remaining</b>
<a href="#">230-9500-435500</a>	ANNUAL MEMBERSHIP DUES	0.00	0.00	1,775.00	28,927.61	28,927.61	-28,927.61
<a href="#">230-9500-435600</a>	GOLF CLUB RENTAL	0.00	0.00	55.44	379.30	379.30	-379.30
<a href="#">230-9500-435601</a>	GOLF COURSE CART RENTAL	0.00	0.00	9,326.06	44,411.09	44,411.09	-44,411.09
	<b>RevType: 43 - Charges for Services Total:</b>	<b>0.00</b>	<b>0.00</b>	<b>38,111.56</b>	<b>183,365.68</b>	<b>183,365.68</b>	<b>-183,365.68</b>
	<b>RevType: 45 - Miscellaneous</b>						
<a href="#">230-9500-454100</a>	MISCELLANEOUS REVENUE	0.00	0.00	222.31	239.51	239.51	-239.51
	<b>RevType: 45 - Miscellaneous Total:</b>	<b>0.00</b>	<b>0.00</b>	<b>222.31</b>	<b>239.51</b>	<b>239.51</b>	<b>-239.51</b>
	<b>Division: 9500 - Non-Departmental Total:</b>	<b>0.00</b>	<b>0.00</b>	<b>38,333.87</b>	<b>183,605.19</b>	<b>183,605.19</b>	<b>-183,605.19</b>
	<b>Revenue Total:</b>	<b>0.00</b>	<b>0.00</b>	<b>38,333.87</b>	<b>183,605.19</b>	<b>183,605.19</b>	<b>-183,605.19</b>
	<b>Fund: 230 - EBONY GOLF COURSE FUND Total:</b>	<b>0.00</b>	<b>0.00</b>	<b>38,333.87</b>	<b>183,605.19</b>	<b>183,605.19</b>	<b>-183,605.19</b>
<b>Fund: 240 - LOS LAGOS GOLF CLUB FUND</b>							
<b>Revenue</b>							
<b>Division: 9500 - Non-Departmental</b>							
<b>RevType: 43 - Charges for Services</b>							
<a href="#">240-9500-435100</a>	GOLF COURSE GREEN FEES	0.00	0.00	96,062.50	449,305.44	449,305.44	-449,305.44
<a href="#">240-9500-435103</a>	GOLF RANGE FEES	0.00	0.00	7,607.50	33,405.67	33,405.67	-33,405.67
<a href="#">240-9500-435200</a>	NON-ALCOHOLIC BEVERAGES	0.00	0.00	5,484.63	24,409.76	24,409.76	-24,409.76
<a href="#">240-9500-435201</a>	ALCOHOLIC BEVERAGES	0.00	0.00	6,684.04	32,521.21	32,521.21	-32,521.21
<a href="#">240-9500-435300</a>	KITCHEN SALES	0.00	0.00	5,118.27	27,556.52	27,556.52	-27,556.52
<a href="#">240-9500-435400</a>	MERCHANDISE PRO SHOP	0.00	0.00	10,379.79	37,851.25	37,851.25	-37,851.25
<a href="#">240-9500-435500</a>	ANNUAL MEMBERSHIP DUES	0.00	0.00	16,644.70	95,590.23	95,590.23	-95,590.23
<a href="#">240-9500-435600</a>	GOLF CLUB RENTAL	0.00	0.00	257.00	1,442.05	1,442.05	-1,442.05
<a href="#">240-9500-435601</a>	GOLF COURSE CART RENTAL	0.00	0.00	14,102.91	75,875.75	75,875.75	-75,875.75
	<b>RevType: 43 - Charges for Services Total:</b>	<b>0.00</b>	<b>0.00</b>	<b>162,341.34</b>	<b>777,957.88</b>	<b>777,957.88</b>	<b>-777,957.88</b>
	<b>RevType: 45 - Miscellaneous</b>						
<a href="#">240-9500-454100</a>	MISCELLANEOUS REVENUE	0.00	0.00	16.15	78.56	78.56	-78.56
<a href="#">240-9500-454104</a>	CASH SHORT OR OVER	0.00	0.00	0.00	-82.49	-82.49	82.49
	<b>RevType: 45 - Miscellaneous Total:</b>	<b>0.00</b>	<b>0.00</b>	<b>16.15</b>	<b>-3.93</b>	<b>-3.93</b>	<b>3.93</b>
	<b>Division: 9500 - Non-Departmental Total:</b>	<b>0.00</b>	<b>0.00</b>	<b>162,357.49</b>	<b>777,953.95</b>	<b>777,953.95</b>	<b>-777,953.95</b>
	<b>Revenue Total:</b>	<b>0.00</b>	<b>0.00</b>	<b>162,357.49</b>	<b>777,953.95</b>	<b>777,953.95</b>	<b>-777,953.95</b>
	<b>Fund: 240 - LOS LAGOS GOLF CLUB FUND Total:</b>	<b>0.00</b>	<b>0.00</b>	<b>162,357.49</b>	<b>777,953.95</b>	<b>777,953.95</b>	<b>-777,953.95</b>
	<b>Report Surplus (Deficit):</b>	<b>0.00</b>	<b>0.00</b>	<b>6,378,583.32</b>	<b>76,603,635.63</b>	<b>76,561,926.26</b>	

## Group Summary

ExpType	Original Total Budget	Current Total Budget	MTD Activity	YTD Activity	YTD Activity + Encumbrances	Budget Remaining
<b>Fund: 100 - GENERAL FUND</b>						
<b>Revenue</b>						
<b>Division: 9500 - Non-Departmental</b>						
<b>RevType: 40 - General Taxes</b>						
	0.00	0.00	947,377.34	41,253,622.84	41,253,622.84	-41,253,622.84
<b>RevType: 40 - General Taxes Total:</b>	<b>0.00</b>	<b>0.00</b>	<b>947,377.34</b>	<b>41,253,622.84</b>	<b>41,253,622.84</b>	<b>-41,253,622.84</b>
<b>RevType: 41 - Licenses and Permits</b>						
	0.00	0.00	153,438.12	558,656.23	558,656.23	-558,656.23
<b>RevType: 41 - Licenses and Permits Total:</b>	<b>0.00</b>	<b>0.00</b>	<b>153,438.12</b>	<b>558,656.23</b>	<b>558,656.23</b>	<b>-558,656.23</b>
<b>RevType: 42 - InterGov't</b>						
	0.00	0.00	175.00	151,869.89	151,869.89	-151,869.89
<b>RevType: 42 - InterGov't Total:</b>	<b>0.00</b>	<b>0.00</b>	<b>175.00</b>	<b>151,869.89</b>	<b>151,869.89</b>	<b>-151,869.89</b>
<b>RevType: 43 - Charges for Services</b>						
	0.00	0.00	188,379.93	1,162,433.86	1,162,433.86	-1,162,433.86
<b>RevType: 43 - Charges for Services Total:</b>	<b>0.00</b>	<b>0.00</b>	<b>188,379.93</b>	<b>1,162,433.86</b>	<b>1,162,433.86</b>	<b>-1,162,433.86</b>
<b>RevType: 44 - Fines and Forfeits</b>						
	0.00	0.00	100,856.21	424,777.31	424,777.31	-424,777.31
<b>RevType: 44 - Fines and Forfeits Total:</b>	<b>0.00</b>	<b>0.00</b>	<b>100,856.21</b>	<b>424,777.31</b>	<b>424,777.31</b>	<b>-424,777.31</b>
<b>RevType: 45 - Miscellaneous</b>						
	0.00	0.00	28,850.68	574,045.82	574,045.82	-574,045.82
<b>RevType: 45 - Miscellaneous Total:</b>	<b>0.00</b>	<b>0.00</b>	<b>28,850.68</b>	<b>574,045.82</b>	<b>574,045.82</b>	<b>-574,045.82</b>
<b>RevType: 46 - Other Financing Sources</b>						
	0.00	0.00	110,888.73	121,875.00	121,875.00	-121,875.00
<b>RevType: 46 - Other Financing Sources Total:</b>	<b>0.00</b>	<b>0.00</b>	<b>110,888.73</b>	<b>121,875.00</b>	<b>121,875.00</b>	<b>-121,875.00</b>
<b>Division: 9500 - Non-Departmental Total:</b>	<b>0.00</b>	<b>0.00</b>	<b>1,529,966.01</b>	<b>44,247,280.95</b>	<b>44,247,280.95</b>	<b>-44,247,280.95</b>
<b>Revenue Total:</b>	<b>0.00</b>	<b>0.00</b>	<b>1,529,966.01</b>	<b>44,247,280.95</b>	<b>44,247,280.95</b>	<b>-44,247,280.95</b>
<b>Fund: 100 - GENERAL FUND Total:</b>	<b>0.00</b>	<b>0.00</b>	<b>1,529,966.01</b>	<b>44,247,280.95</b>	<b>44,247,280.95</b>	<b>-44,247,280.95</b>
<b>Fund: 113 - HOTEL OCCUPANCY TAX FUND</b>						
<b>Revenue</b>						
<b>Division: 9500 - Non-Departmental</b>						
<b>RevType: 40 - General Taxes</b>						
	0.00	0.00	79,610.30	461,674.08	461,674.08	-461,674.08
<b>RevType: 40 - General Taxes Total:</b>	<b>0.00</b>	<b>0.00</b>	<b>79,610.30</b>	<b>461,674.08</b>	<b>461,674.08</b>	<b>-461,674.08</b>
<b>RevType: 45 - Miscellaneous</b>						
	0.00	0.00	0.00	104.35	104.35	-104.35
<b>RevType: 45 - Miscellaneous Total:</b>	<b>0.00</b>	<b>0.00</b>	<b>0.00</b>	<b>104.35</b>	<b>104.35</b>	<b>-104.35</b>
<b>Division: 9500 - Non-Departmental Total:</b>	<b>0.00</b>	<b>0.00</b>	<b>79,610.30</b>	<b>461,778.43</b>	<b>461,778.43</b>	<b>-461,778.43</b>
<b>Revenue Total:</b>	<b>0.00</b>	<b>0.00</b>	<b>79,610.30</b>	<b>461,778.43</b>	<b>461,778.43</b>	<b>-461,778.43</b>
<b>Fund: 113 - HOTEL OCCUPANCY TAX FUND Total:</b>	<b>0.00</b>	<b>0.00</b>	<b>79,610.30</b>	<b>461,778.43</b>	<b>461,778.43</b>	<b>-461,778.43</b>
<b>Fund: 150 - DEBT SERVICE FUND</b>						
<b>Revenue</b>						
<b>Division: 9500 - Non-Departmental</b>						
<b>RevType: 40 - General Taxes</b>						
	0.00	0.00	208,489.63	7,950,513.05	7,950,513.05	-7,950,513.05
<b>RevType: 40 - General Taxes Total:</b>	<b>0.00</b>	<b>0.00</b>	<b>208,489.63</b>	<b>7,950,513.05</b>	<b>7,950,513.05</b>	<b>-7,950,513.05</b>
<b>RevType: 45 - Miscellaneous</b>						
	0.00	0.00	0.00	32.19	32.19	-32.19
<b>RevType: 45 - Miscellaneous Total:</b>	<b>0.00</b>	<b>0.00</b>	<b>0.00</b>	<b>32.19</b>	<b>32.19</b>	<b>-32.19</b>
<b>Division: 9500 - Non-Departmental Total:</b>	<b>0.00</b>	<b>0.00</b>	<b>208,489.63</b>	<b>7,950,545.24</b>	<b>7,950,545.24</b>	<b>-7,950,545.24</b>
<b>Revenue Total:</b>	<b>0.00</b>	<b>0.00</b>	<b>208,489.63</b>	<b>7,950,545.24</b>	<b>7,950,545.24</b>	<b>-7,950,545.24</b>
<b>Fund: 150 - DEBT SERVICE FUND Total:</b>	<b>0.00</b>	<b>0.00</b>	<b>208,489.63</b>	<b>7,950,545.24</b>	<b>7,950,545.24</b>	<b>-7,950,545.24</b>



**Unaudited Income Statement - Revenues**
**For Fiscal: 2022-2023 Period Ending: 03/31/2023**

ExpType	Original Total Budget	Current Total Budget	MTD Activity	YTD Activity	YTD Activity + Encumbrances	Budget Remaining
<b>Fund: 200 - UTILITY FUND</b>						
<b>Revenue</b>						
<b>Division: 9500 - Non-Departmental</b>						
<b>RevType: 43 - Charges for Services</b>						
	0.00	0.00	1,912,920.20	9,766,602.92	9,766,602.92	-9,766,602.92
<b>RevType: 43 - Charges for Services Total:</b>	<b>0.00</b>	<b>0.00</b>	<b>1,912,920.20</b>	<b>9,766,602.92</b>	<b>9,766,602.92</b>	<b>-9,766,602.92</b>
<b>RevType: 45 - Miscellaneous</b>						
	0.00	0.00	31,777.48	264,227.42	264,227.42	-264,227.42
<b>RevType: 45 - Miscellaneous Total:</b>	<b>0.00</b>	<b>0.00</b>	<b>31,777.48</b>	<b>264,227.42</b>	<b>264,227.42</b>	<b>-264,227.42</b>
<b>Division: 9500 - Non-Departmental Total:</b>	<b>0.00</b>	<b>0.00</b>	<b>1,944,697.68</b>	<b>10,030,830.34</b>	<b>10,030,830.34</b>	<b>-10,030,830.34</b>
<b>Revenue Total:</b>	<b>0.00</b>	<b>0.00</b>	<b>1,944,697.68</b>	<b>10,030,830.34</b>	<b>10,030,830.34</b>	<b>-10,030,830.34</b>
<b>Fund: 200 - UTILITY FUND Total:</b>	<b>0.00</b>	<b>0.00</b>	<b>1,944,697.68</b>	<b>10,030,830.34</b>	<b>10,030,830.34</b>	<b>-10,030,830.34</b>
<b>Fund: 201 - UTILITIES PROJECTS FUND</b>						
<b>Revenue</b>						
<b>Division: 9500 - Non-Departmental</b>						
<b>RevType: 45 - Miscellaneous</b>						
	0.00	0.00	0.00	102,299.59	102,299.59	-102,299.59
<b>RevType: 45 - Miscellaneous Total:</b>	<b>0.00</b>	<b>0.00</b>	<b>0.00</b>	<b>102,299.59</b>	<b>102,299.59</b>	<b>-102,299.59</b>
<b>Division: 9500 - Non-Departmental Total:</b>	<b>0.00</b>	<b>0.00</b>	<b>0.00</b>	<b>102,299.59</b>	<b>102,299.59</b>	<b>-102,299.59</b>
<b>Revenue Total:</b>	<b>0.00</b>	<b>0.00</b>	<b>0.00</b>	<b>102,299.59</b>	<b>102,299.59</b>	<b>-102,299.59</b>
<b>Fund: 201 - UTILITIES PROJECTS FUND Total:</b>	<b>0.00</b>	<b>0.00</b>	<b>0.00</b>	<b>102,299.59</b>	<b>102,299.59</b>	<b>-102,299.59</b>
<b>Fund: 210 - SOLID WASTE MANAGEMENT FUND</b>						
<b>Revenue</b>						
<b>Division: 9500 - Non-Departmental</b>						
<b>RevType: 43 - Charges for Services</b>						
	0.00	0.00	2,280,953.67	11,191,865.21	11,191,865.21	-11,191,865.21
<b>RevType: 43 - Charges for Services Total:</b>	<b>0.00</b>	<b>0.00</b>	<b>2,280,953.67</b>	<b>11,191,865.21</b>	<b>11,191,865.21</b>	<b>-11,191,865.21</b>
<b>RevType: 45 - Miscellaneous</b>						
	0.00	0.00	196.65	786,560.17	744,850.80	-744,850.80
<b>RevType: 45 - Miscellaneous Total:</b>	<b>0.00</b>	<b>0.00</b>	<b>196.65</b>	<b>786,560.17</b>	<b>744,850.80</b>	<b>-744,850.80</b>
<b>Division: 9500 - Non-Departmental Total:</b>	<b>0.00</b>	<b>0.00</b>	<b>2,281,150.32</b>	<b>11,978,425.38</b>	<b>11,936,716.01</b>	<b>-11,936,716.01</b>
<b>Revenue Total:</b>	<b>0.00</b>	<b>0.00</b>	<b>2,281,150.32</b>	<b>11,978,425.38</b>	<b>11,936,716.01</b>	<b>-11,936,716.01</b>
<b>Fund: 210 - SOLID WASTE MANAGEMENT FUND Total:</b>	<b>0.00</b>	<b>0.00</b>	<b>2,281,150.32</b>	<b>11,978,425.38</b>	<b>11,936,716.01</b>	<b>-11,936,716.01</b>
<b>Fund: 220 - EDINBURG INTERNATIONAL AIRPORT</b>						
<b>Revenue</b>						
<b>Division: 9500 - Non-Departmental</b>						
<b>RevType: 43 - Charges for Services</b>						
	0.00	0.00	114,505.82	753,981.97	753,981.97	-753,981.97
<b>RevType: 43 - Charges for Services Total:</b>	<b>0.00</b>	<b>0.00</b>	<b>114,505.82</b>	<b>753,981.97</b>	<b>753,981.97</b>	<b>-753,981.97</b>
<b>RevType: 45 - Miscellaneous</b>						
	0.00	0.00	19,472.20	116,934.59	116,934.59	-116,934.59
<b>RevType: 45 - Miscellaneous Total:</b>	<b>0.00</b>	<b>0.00</b>	<b>19,472.20</b>	<b>116,934.59</b>	<b>116,934.59</b>	<b>-116,934.59</b>
<b>Division: 9500 - Non-Departmental Total:</b>	<b>0.00</b>	<b>0.00</b>	<b>133,978.02</b>	<b>870,916.56</b>	<b>870,916.56</b>	<b>-870,916.56</b>
<b>Revenue Total:</b>	<b>0.00</b>	<b>0.00</b>	<b>133,978.02</b>	<b>870,916.56</b>	<b>870,916.56</b>	<b>-870,916.56</b>
<b>Fund: 220 - EDINBURG INTERNATIONAL AIRPORT Total:</b>	<b>0.00</b>	<b>0.00</b>	<b>133,978.02</b>	<b>870,916.56</b>	<b>870,916.56</b>	<b>-870,916.56</b>
<b>Fund: 230 - EBONY GOLF COURSE FUND</b>						
<b>Revenue</b>						
<b>Division: 9500 - Non-Departmental</b>						
<b>RevType: 43 - Charges for Services</b>						
	0.00	0.00	38,111.56	183,365.68	183,365.68	-183,365.68
<b>RevType: 43 - Charges for Services Total:</b>	<b>0.00</b>	<b>0.00</b>	<b>38,111.56</b>	<b>183,365.68</b>	<b>183,365.68</b>	<b>-183,365.68</b>

Unaudited Income Statement - Revenues

For Fiscal: 2022-2023 Period Ending: 03/31/2023

ExpType	Original Total Budget	Current Total Budget	MTD Activity	YTD Activity	YTD Activity + Encumbrances	Budget Remaining
RevType: 45 - Miscellaneous	0.00	0.00	222.31	239.51	239.51	-239.51
RevType: 45 - Miscellaneous Total:	0.00	0.00	222.31	239.51	239.51	-239.51
Division: 9500 - Non-Departmental Total:	0.00	0.00	38,333.87	183,605.19	183,605.19	-183,605.19
Revenue Total:	0.00	0.00	38,333.87	183,605.19	183,605.19	-183,605.19
Fund: 230 - EBONY GOLF COURSE FUND Total:	0.00	0.00	38,333.87	183,605.19	183,605.19	-183,605.19
Fund: 240 - LOS LAGOS GOLF CLUB FUND						
Revenue						
Division: 9500 - Non-Departmental						
RevType: 43 - Charges for Services	0.00	0.00	162,341.34	777,957.88	777,957.88	-777,957.88
RevType: 43 - Charges for Services Total:	0.00	0.00	162,341.34	777,957.88	777,957.88	-777,957.88
RevType: 45 - Miscellaneous	0.00	0.00	16.15	-3.93	-3.93	3.93
RevType: 45 - Miscellaneous Total:	0.00	0.00	16.15	-3.93	-3.93	3.93
Division: 9500 - Non-Departmental Total:	0.00	0.00	162,357.49	777,953.95	777,953.95	-777,953.95
Revenue Total:	0.00	0.00	162,357.49	777,953.95	777,953.95	-777,953.95
Fund: 240 - LOS LAGOS GOLF CLUB FUND Total:	0.00	0.00	162,357.49	777,953.95	777,953.95	-777,953.95
Total Surplus (Deficit):	0.00	0.00	6,378,583.32	76,603,635.63	76,561,926.26	

**Fund Summary**

<b>Fund</b>	<b>Original Total Budget</b>	<b>Current Total Budget</b>	<b>MTD Activity</b>	<b>YTD Activity</b>	<b>YTD Activity + Encumbrances</b>	<b>Budget Remaining</b>
100 - GENERAL FUND	0.00	0.00	1,529,966.01	44,247,280.95	44,247,280.95	-44,247,280.95
113 - HOTEL OCCUPANCY TAX ...	0.00	0.00	79,610.30	461,778.43	461,778.43	-461,778.43
150 - DEBT SERVICE FUND	0.00	0.00	208,489.63	7,950,545.24	7,950,545.24	-7,950,545.24
200 - UTILITY FUND	0.00	0.00	1,944,697.68	10,030,830.34	10,030,830.34	-10,030,830.34
201 - UTILITIES PROJECTS FUND	0.00	0.00	0.00	102,299.59	102,299.59	-102,299.59
210 - SOLID WASTE MANAGE...	0.00	0.00	2,281,150.32	11,978,425.38	11,936,716.01	-11,936,716.01
220 - EDINBURG INTERNATIO...	0.00	0.00	133,978.02	870,916.56	870,916.56	-870,916.56
230 - EBONY GOLF COURSE F...	0.00	0.00	38,333.87	183,605.19	183,605.19	-183,605.19
240 - LOS LAGOS GOLF CLUB F...	0.00	0.00	162,357.49	777,953.95	777,953.95	-777,953.95
<b>Total Surplus (Deficit):</b>	<b>0.00</b>	<b>0.00</b>	<b>6,378,583.32</b>	<b>76,603,635.63</b>	<b>76,561,926.26</b>	



Edinburg, TX

# Unaudited Income Statement - Expenses

## Account Summary

For Fiscal: 2022-2023 Period Ending: 03/31/2023

		Original Total Budget	Current Total Budget	MTD Activity	YTD Activity	YTD Activity + Encumbrances	Budget Remaining
<b>Fund: 100 - GENERAL FUND</b>							
<b>Expense</b>							
<b>Division: 0100 - Mayor &amp; Council</b>							
<b>ExpType: 50 - Personnel Services</b>							
<a href="#">100-0100-502102</a>	GROUP INSURANCE	0.00	0.00	2,160.27	14,570.16	14,570.16	-14,570.16
<a href="#">100-0100-502104</a>	WORKERS COMPENSATION INS	0.00	0.00	0.00	8,813.00	8,813.00	-8,813.00
<b>ExpType: 50 - Personnel Services Total:</b>		<b>0.00</b>	<b>0.00</b>	<b>2,160.27</b>	<b>23,383.16</b>	<b>23,383.16</b>	<b>-23,383.16</b>
<b>ExpType: 51 - Contractual and Maintenance Services</b>							
<a href="#">100-0100-511200</a>	PROFESSIONAL SERVICES	0.00	0.00	36,200.00	36,200.00	36,200.00	-36,200.00
<a href="#">100-0100-512230</a>	PRINTING	0.00	0.00	653.37	1,108.45	1,108.45	-1,108.45
<a href="#">100-0100-512240</a>	RENTS & CONTRACTUALS	0.00	0.00	1,962.70	1,962.70	1,962.70	-1,962.70
<a href="#">100-0100-513200</a>	TRAVEL, TRAINING, MEETINGS	0.00	0.00	5,496.44	13,771.97	13,771.97	-13,771.97
<a href="#">100-0100-513210</a>	MEMBERSHIP DUES, SUBSCR	0.00	0.00	5,000.00	40,442.00	40,442.00	-40,442.00
<a href="#">100-0100-513290</a>	OTHER	0.00	0.00	53.38	2,589.89	2,589.89	-2,589.89
<b>ExpType: 51 - Contractual and Maintenance Services Total:</b>		<b>0.00</b>	<b>0.00</b>	<b>49,365.89</b>	<b>96,075.01</b>	<b>96,075.01</b>	<b>-96,075.01</b>
<b>ExpType: 52 - Supplies, Materials and Small Equipment</b>							
<a href="#">100-0100-521300</a>	OFFICE SUPPLIES	0.00	0.00	609.32	1,176.00	1,176.00	-1,176.00
<a href="#">100-0100-522300</a>	WEARING APPAREL	0.00	0.00	187.78	463.78	463.78	-463.78
<a href="#">100-0100-522304</a>	FOOD	0.00	0.00	213.26	1,355.27	1,355.27	-1,355.27
<b>ExpType: 52 - Supplies, Materials and Small Equipment Total:</b>		<b>0.00</b>	<b>0.00</b>	<b>1,010.36</b>	<b>2,995.05</b>	<b>2,995.05</b>	<b>-2,995.05</b>
<b>Division: 0100 - Mayor &amp; Council Total:</b>		<b>0.00</b>	<b>0.00</b>	<b>52,536.52</b>	<b>122,453.22</b>	<b>122,453.22</b>	<b>-122,453.22</b>
<b>Division: 0200 - City Manager</b>							
<b>ExpType: 50 - Personnel Services</b>							
<a href="#">100-0200-501100</a>	SALARIES	0.00	0.00	68,665.22	452,100.99	452,100.99	-452,100.99
<a href="#">100-0200-501101</a>	LONGEVITY	0.00	0.00	1,218.00	7,581.00	7,581.00	-7,581.00
<a href="#">100-0200-501102</a>	OVERTIME	0.00	0.00	167.69	466.41	466.41	-466.41
<a href="#">100-0200-501106</a>	VEHICLE ALLOWANCE	0.00	0.00	1,961.52	12,426.80	12,426.80	-12,426.80
<a href="#">100-0200-502100</a>	TAXES	0.00	0.00	5,382.28	30,729.12	30,729.12	-30,729.12
<a href="#">100-0200-502101</a>	RETIREMENT	0.00	0.00	10,643.44	69,461.50	69,461.50	-69,461.50
<a href="#">100-0200-502102</a>	GROUP INSURANCE	0.00	0.00	7,639.12	46,574.85	46,574.85	-46,574.85
<a href="#">100-0200-502103</a>	DISABILITY INSURANCE	0.00	0.00	187.22	1,228.60	1,228.60	-1,228.60
<a href="#">100-0200-502104</a>	WORKERS COMPENSATION INS	0.00	0.00	0.00	2,838.00	2,838.00	-2,838.00
<b>ExpType: 50 - Personnel Services Total:</b>		<b>0.00</b>	<b>0.00</b>	<b>95,864.49</b>	<b>623,407.27</b>	<b>623,407.27</b>	<b>-623,407.27</b>
<b>ExpType: 51 - Contractual and Maintenance Services</b>							
<a href="#">100-0200-511200</a>	PROFESSIONAL SERVICES	0.00	0.00	5,100.00	12,600.00	12,600.00	-12,600.00
<a href="#">100-0200-511205</a>	MARKETING AND ADVERTISING SERVIC...	0.00	0.00	2,040.00	8,160.00	8,160.00	-8,160.00
<a href="#">100-0200-512210</a>	COMMUNICATIONS SERVICE AGREEME...	0.00	0.00	1,491.72	3,986.18	3,986.18	-3,986.18
<a href="#">100-0200-512240</a>	RENTS & CONTRACTUALS	0.00	0.00	447.26	51,964.40	62,476.40	-62,476.40
<a href="#">100-0200-513200</a>	TRAVEL, TRAINING, MEETINGS	0.00	0.00	1,727.51	4,062.60	4,062.60	-4,062.60
<a href="#">100-0200-513210</a>	MEMBERSHIP DUES, SUBSCR	0.00	0.00	0.00	13,857.90	13,857.90	-13,857.90
<a href="#">100-0200-513290</a>	OTHER	0.00	0.00	1,843.03	53,231.07	53,231.07	-53,231.07
<b>ExpType: 51 - Contractual and Maintenance Services Total:</b>		<b>0.00</b>	<b>0.00</b>	<b>12,649.52</b>	<b>147,862.15</b>	<b>158,374.15</b>	<b>-158,374.15</b>
<b>ExpType: 52 - Supplies, Materials and Small Equipment</b>							
<a href="#">100-0200-521300</a>	OFFICE SUPPLIES	0.00	0.00	569.44	1,910.44	1,910.44	-1,910.44
<a href="#">100-0200-522300</a>	WEARING APPAREL	0.00	0.00	102.98	206.98	206.98	-206.98
<a href="#">100-0200-522304</a>	FOOD	0.00	0.00	239.00	1,638.98	1,638.98	-1,638.98
<a href="#">100-0200-522305</a>	MOTOR VEHICLE FUEL	0.00	0.00	49.87	289.02	289.02	-289.02
<a href="#">100-0200-522308</a>	OFFICE HARDWARE AND RELATED SOF...	0.00	0.00	0.00	269.00	269.00	-269.00
<b>ExpType: 52 - Supplies, Materials and Small Equipment Total:</b>		<b>0.00</b>	<b>0.00</b>	<b>961.29</b>	<b>4,314.42</b>	<b>4,314.42</b>	<b>-4,314.42</b>
<b>ExpType: 80 - Grants Incentives</b>							
<a href="#">100-0200-800400</a>	EMPLOYEE EVENTS	0.00	0.00	6,595.76	48,608.44	48,608.44	-48,608.44

## Unaudited Income Statement - Expenses

For Fiscal: 2022-2023 Period Ending: 03/31/2023

		Original Total Budget	Current Total Budget	MTD Activity	YTD Activity	YTD Activity + Encumbrances	Budget Remaining
<a href="#">100-0200-800401</a>	SPONSORSHIPS	0.00	0.00	1,000.00	6,050.00	6,050.00	-6,050.00
	<b>ExpType: 80 - Grants Incentives Total:</b>	<b>0.00</b>	<b>0.00</b>	<b>7,595.76</b>	<b>54,658.44</b>	<b>54,658.44</b>	<b>-54,658.44</b>
	<b>Division: 0200 - City Manager Total:</b>	<b>0.00</b>	<b>0.00</b>	<b>117,071.06</b>	<b>830,242.28</b>	<b>840,754.28</b>	<b>-840,754.28</b>
<b>Division: 0300 - Legal</b>							
	<b>ExpType: 50 - Personnel Services</b>						
<a href="#">100-0300-501100</a>	SALARIES	0.00	0.00	4,886.21	32,196.41	32,196.41	-32,196.41
<a href="#">100-0300-501101</a>	LONGEVITY	0.00	0.00	252.00	1,582.00	1,582.00	-1,582.00
<a href="#">100-0300-501102</a>	OVERTIME	0.00	0.00	35.91	71.06	71.06	-71.06
<a href="#">100-0300-502100</a>	TAXES	0.00	0.00	338.02	2,255.01	2,255.01	-2,255.01
<a href="#">100-0300-502101</a>	RETIREMENT	0.00	0.00	764.74	4,975.73	4,975.73	-4,975.73
<a href="#">100-0300-502102</a>	GROUP INSURANCE	0.00	0.00	1,036.82	6,217.31	6,217.31	-6,217.31
<a href="#">100-0300-502103</a>	DISABILITY INSURANCE	0.00	0.00	13.45	88.01	88.01	-88.01
<a href="#">100-0300-502104</a>	WORKERS COMPENSATION INS	0.00	0.00	0.00	289.00	289.00	-289.00
	<b>ExpType: 50 - Personnel Services Total:</b>	<b>0.00</b>	<b>0.00</b>	<b>7,327.15</b>	<b>47,674.53</b>	<b>47,674.53</b>	<b>-47,674.53</b>
	<b>ExpType: 51 - Contractual and Maintenance Services</b>						
<a href="#">100-0300-511200</a>	PROFESSIONAL SERVICES	0.00	0.00	12,360.00	46,880.00	46,880.00	-46,880.00
<a href="#">100-0300-512210</a>	COMMUNICATIONS SERVICE AGREEME...	0.00	0.00	119.19	405.91	405.91	-405.91
	<b>ExpType: 51 - Contractual and Maintenance Services Total:</b>	<b>0.00</b>	<b>0.00</b>	<b>12,479.19</b>	<b>47,285.91</b>	<b>47,285.91</b>	<b>-47,285.91</b>
	<b>ExpType: 52 - Supplies, Materials and Small Equipment</b>						
<a href="#">100-0300-521300</a>	OFFICE SUPPLIES	0.00	0.00	136.51	1,186.55	5,482.55	-5,482.55
	<b>ExpType: 52 - Supplies, Materials and Small Equipment Total:</b>	<b>0.00</b>	<b>0.00</b>	<b>136.51</b>	<b>1,186.55</b>	<b>5,482.55</b>	<b>-5,482.55</b>
	<b>Division: 0300 - Legal Total:</b>	<b>0.00</b>	<b>0.00</b>	<b>19,942.85</b>	<b>96,146.99</b>	<b>100,442.99</b>	<b>-100,442.99</b>
<b>Division: 0400 - City Secretary</b>							
	<b>ExpType: 50 - Personnel Services</b>						
<a href="#">100-0400-501100</a>	SALARIES	0.00	0.00	24,426.77	161,053.83	161,053.83	-161,053.83
<a href="#">100-0400-501101</a>	LONGEVITY	0.00	0.00	1,134.00	6,706.00	6,706.00	-6,706.00
<a href="#">100-0400-501102</a>	OVERTIME	0.00	0.00	1,204.81	3,704.38	3,704.38	-3,704.38
<a href="#">100-0400-501106</a>	VEHICLE ALLOWANCE	0.00	0.00	323.08	2,100.02	2,100.02	-2,100.02
<a href="#">100-0400-502100</a>	TAXES	0.00	0.00	2,026.76	12,974.08	12,974.08	-12,974.08
<a href="#">100-0400-502101</a>	RETIREMENT	0.00	0.00	4,003.72	25,512.35	25,512.35	-25,512.35
<a href="#">100-0400-502102</a>	GROUP INSURANCE	0.00	0.00	4,057.82	24,815.74	24,815.74	-24,815.74
<a href="#">100-0400-502103</a>	DISABILITY INSURANCE	0.00	0.00	70.44	451.28	451.28	-451.28
<a href="#">100-0400-502104</a>	WORKERS COMPENSATION INS	0.00	0.00	0.00	1,540.00	1,540.00	-1,540.00
	<b>ExpType: 50 - Personnel Services Total:</b>	<b>0.00</b>	<b>0.00</b>	<b>37,247.40</b>	<b>238,857.68</b>	<b>238,857.68</b>	<b>-238,857.68</b>
	<b>ExpType: 51 - Contractual and Maintenance Services</b>						
<a href="#">100-0400-511200</a>	PROFESSIONAL SERVICES	0.00	0.00	6,846.84	7,986.32	9,327.83	-9,327.83
<a href="#">100-0400-512210</a>	COMMUNICATIONS SERVICE AGREEME...	0.00	0.00	761.50	2,759.70	2,759.70	-2,759.70
<a href="#">100-0400-512230</a>	PRINTING	0.00	0.00	0.00	291.95	291.95	-291.95
<a href="#">100-0400-512240</a>	RENTS & CONTRACTUALS	0.00	0.00	464.91	1,977.11	17,385.11	-17,385.11
<a href="#">100-0400-513200</a>	TRAVEL, TRAINING, MEETINGS	0.00	0.00	0.00	1,303.89	1,303.89	-1,303.89
<a href="#">100-0400-513210</a>	MEMBERSHIP DUES, SUBSCR	0.00	0.00	0.00	319.72	319.72	-319.72
<a href="#">100-0400-513300</a>	MOTOR VEHICLES - MAINTENANCE	0.00	0.00	10.22	37.22	37.22	-37.22
	<b>ExpType: 51 - Contractual and Maintenance Services Total:</b>	<b>0.00</b>	<b>0.00</b>	<b>8,083.47</b>	<b>14,675.91</b>	<b>31,425.42</b>	<b>-31,425.42</b>
	<b>ExpType: 52 - Supplies, Materials and Small Equipment</b>						
<a href="#">100-0400-521300</a>	OFFICE SUPPLIES	0.00	0.00	432.54	2,634.15	2,634.15	-2,634.15
<a href="#">100-0400-522300</a>	WEARING APPAREL	0.00	0.00	0.00	447.84	447.84	-447.84
<a href="#">100-0400-522303</a>	RECREATION & EDUCATION	0.00	0.00	0.00	233.45	233.45	-233.45
<a href="#">100-0400-522305</a>	MOTOR VEHICLE FUEL	0.00	0.00	25.21	130.26	130.26	-130.26
<a href="#">100-0400-523390</a>	OTHER MATERIALS	0.00	0.00	0.00	724.05	724.05	-724.05
	<b>ExpType: 52 - Supplies, Materials and Small Equipment Total:</b>	<b>0.00</b>	<b>0.00</b>	<b>457.75</b>	<b>4,169.75</b>	<b>4,169.75</b>	<b>-4,169.75</b>
	<b>Division: 0400 - City Secretary Total:</b>	<b>0.00</b>	<b>0.00</b>	<b>45,788.62</b>	<b>257,703.34</b>	<b>274,452.85</b>	<b>-274,452.85</b>
<b>Division: 0500 - Finance</b>							
	<b>ExpType: 50 - Personnel Services</b>						
<a href="#">100-0500-501100</a>	SALARIES	0.00	0.00	57,257.65	396,716.43	396,716.43	-396,716.43
<a href="#">100-0500-501101</a>	LONGEVITY	0.00	0.00	1,652.00	11,403.00	11,403.00	-11,403.00
<a href="#">100-0500-501102</a>	OVERTIME	0.00	0.00	762.74	5,624.13	5,624.13	-5,624.13

## Unaudited Income Statement - Expenses

For Fiscal: 2022-2023 Period Ending: 03/31/2023

		Original Total Budget	Current Total Budget	MTD Activity	YTD Activity	YTD Activity + Encumbrances	Budget Remaining
<a href="#">100-0500-501106</a>	VEHICLE ALLOWANCE	0.00	0.00	161.54	484.62	484.62	-484.62
<a href="#">100-0500-502100</a>	TAXES	0.00	0.00	4,430.85	30,609.97	30,609.97	-30,609.97
<a href="#">100-0500-502101</a>	RETIREMENT	0.00	0.00	8,843.44	60,495.14	60,495.14	-60,495.14
<a href="#">100-0500-502102</a>	GROUP INSURANCE	0.00	0.00	11,237.92	75,014.24	75,014.24	-75,014.24
<a href="#">100-0500-502103</a>	DISABILITY INSURANCE	0.00	0.00	155.54	1,070.37	1,070.37	-1,070.37
<a href="#">100-0500-502104</a>	WORKERS COMPENSATION INS	0.00	0.00	0.00	3,483.00	3,483.00	-3,483.00
<b>ExpType: 50 - Personnel Services Total:</b>		<b>0.00</b>	<b>0.00</b>	<b>84,501.68</b>	<b>584,900.90</b>	<b>584,900.90</b>	<b>-584,900.90</b>
<b>ExpType: 51 - Contractual and Maintenance Services</b>							
<a href="#">100-0500-511200</a>	PROFESSIONAL SERVICES	0.00	0.00	0.00	0.00	36,010.00	-36,010.00
<a href="#">100-0500-512210</a>	COMMUNICATIONS SERVICE AGREEME...	0.00	0.00	1,325.60	12,915.49	12,915.49	-12,915.49
<a href="#">100-0500-512230</a>	PRINTING	0.00	0.00	0.00	1,747.80	1,747.80	-1,747.80
<a href="#">100-0500-512240</a>	RENTS & CONTRACTUALS	0.00	0.00	1,731.65	5,820.74	23,004.74	-23,004.74
<a href="#">100-0500-512241</a>	RENTS & CONTRACTUALS - IT	0.00	0.00	0.00	1,241.76	1,241.76	-1,241.76
<a href="#">100-0500-513200</a>	TRAVEL, TRAINING, MEETINGS	0.00	0.00	0.00	42.24	42.24	-42.24
<a href="#">100-0500-513210</a>	MEMBERSHIP DUES, SUBSCR	0.00	0.00	50.00	1,025.00	1,025.00	-1,025.00
<a href="#">100-0500-513300</a>	MOTOR VEHICLES - MAINTENANCE	0.00	0.00	0.00	937.27	937.27	-937.27
<b>ExpType: 51 - Contractual and Maintenance Services Total:</b>		<b>0.00</b>	<b>0.00</b>	<b>3,107.25</b>	<b>23,730.30</b>	<b>76,924.30</b>	<b>-76,924.30</b>
<b>ExpType: 52 - Supplies, Materials and Small Equipment</b>							
<a href="#">100-0500-521300</a>	OFFICE SUPPLIES	0.00	0.00	1,813.49	4,707.74	4,707.74	-4,707.74
<a href="#">100-0500-522305</a>	MOTOR VEHICLE FUEL	0.00	0.00	37.81	104.13	104.13	-104.13
<a href="#">100-0500-522308</a>	OFFICE HARDWARE AND RELATED SOF...	0.00	0.00	0.00	0.00	5,264.07	-5,264.07
<b>ExpType: 52 - Supplies, Materials and Small Equipment Total:</b>		<b>0.00</b>	<b>0.00</b>	<b>1,851.30</b>	<b>4,811.87</b>	<b>10,075.94</b>	<b>-10,075.94</b>
<b>Division: 0500 - Finance Total:</b>		<b>0.00</b>	<b>0.00</b>	<b>89,460.23</b>	<b>613,443.07</b>	<b>671,901.14</b>	<b>-671,901.14</b>
<b>Division: 0600 - Human Resources</b>							
<b>ExpType: 50 - Personnel Services</b>							
<a href="#">100-0600-501100</a>	SALARIES	0.00	0.00	47,720.59	314,564.68	314,564.68	-314,564.68
<a href="#">100-0600-501101</a>	LONGEVITY	0.00	0.00	1,582.00	10,164.00	10,164.00	-10,164.00
<a href="#">100-0600-501102</a>	OVERTIME	0.00	0.00	462.41	2,126.35	2,126.35	-2,126.35
<a href="#">100-0600-501106</a>	VEHICLE ALLOWANCE	0.00	0.00	323.08	2,100.02	2,100.02	-2,100.02
<a href="#">100-0600-502100</a>	TAXES	0.00	0.00	3,695.53	24,399.07	24,399.07	-24,399.07
<a href="#">100-0600-502101</a>	RETIREMENT	0.00	0.00	7,403.03	48,051.18	48,051.18	-48,051.18
<a href="#">100-0600-502102</a>	GROUP INSURANCE	0.00	0.00	10,740.46	60,990.21	60,990.21	-60,990.21
<a href="#">100-0600-502103</a>	DISABILITY INSURANCE	0.00	0.00	130.22	849.91	849.91	-849.91
<a href="#">100-0600-502104</a>	WORKERS COMPENSATION INS	0.00	0.00	0.00	1,933.00	1,933.00	-1,933.00
<b>ExpType: 50 - Personnel Services Total:</b>		<b>0.00</b>	<b>0.00</b>	<b>72,057.32</b>	<b>465,178.42</b>	<b>465,178.42</b>	<b>-465,178.42</b>
<b>ExpType: 51 - Contractual and Maintenance Services</b>							
<a href="#">100-0600-511200</a>	PROFESSIONAL SERVICES	0.00	0.00	15,641.65	59,857.03	74,426.78	-74,426.78
<a href="#">100-0600-512210</a>	COMMUNICATIONS SERVICE AGREEME...	0.00	0.00	984.21	2,843.90	2,843.90	-2,843.90
<a href="#">100-0600-512240</a>	RENTS & CONTRACTUALS	0.00	0.00	2,197.83	7,360.95	7,360.95	-7,360.95
<a href="#">100-0600-512241</a>	RENTS & CONTRACTUALS - IT	0.00	0.00	1,378.40	3,932.86	15,548.86	-15,548.86
<a href="#">100-0600-513200</a>	TRAVEL, TRAINING, MEETINGS	0.00	0.00	2,237.72	7,444.98	7,444.98	-7,444.98
<a href="#">100-0600-513210</a>	MEMBERSHIP DUES, SUBSCR	0.00	0.00	665.00	1,390.00	1,390.00	-1,390.00
<a href="#">100-0600-513290</a>	OTHER	0.00	0.00	3,597.80	4,469.33	4,469.33	-4,469.33
<b>ExpType: 51 - Contractual and Maintenance Services Total:</b>		<b>0.00</b>	<b>0.00</b>	<b>26,702.61</b>	<b>87,299.05</b>	<b>113,484.80</b>	<b>-113,484.80</b>
<b>ExpType: 52 - Supplies, Materials and Small Equipment</b>							
<a href="#">100-0600-521300</a>	OFFICE SUPPLIES	0.00	0.00	298.60	1,265.41	1,265.41	-1,265.41
<a href="#">100-0600-522205</a>	MARKETING AND ADVERTISING	0.00	0.00	636.95	2,320.71	2,320.71	-2,320.71
<a href="#">100-0600-522300</a>	WEARING APPAREL	0.00	0.00	0.00	409.90	409.90	-409.90
<a href="#">100-0600-522304</a>	FOOD	0.00	0.00	590.10	2,405.54	2,405.54	-2,405.54
<a href="#">100-0600-522305</a>	MOTOR VEHICLE FUEL	0.00	0.00	61.31	138.00	138.00	-138.00
<a href="#">100-0600-522390</a>	OTHER SUPPLIES	0.00	0.00	0.00	58.12	58.12	-58.12
<a href="#">100-0600-523390</a>	OTHER MATERIALS	0.00	0.00	776.05	16,163.78	19,382.53	-19,382.53
<b>ExpType: 52 - Supplies, Materials and Small Equipment Total:</b>		<b>0.00</b>	<b>0.00</b>	<b>2,363.01</b>	<b>22,761.46</b>	<b>25,980.21</b>	<b>-25,980.21</b>
<b>Division: 0600 - Human Resources Total:</b>		<b>0.00</b>	<b>0.00</b>	<b>101,122.94</b>	<b>575,238.93</b>	<b>604,643.43</b>	<b>-604,643.43</b>
<b>Division: 0700 - Municipal Court</b>							
<b>ExpType: 50 - Personnel Services</b>							
<a href="#">100-0700-501100</a>	SALARIES	0.00	0.00	52,117.50	327,582.04	327,582.04	-327,582.04

## Unaudited Income Statement - Expenses

For Fiscal: 2022-2023 Period Ending: 03/31/2023

		Original Total Budget	Current Total Budget	MTD Activity	YTD Activity	YTD Activity + Encumbrances	Budget Remaining
<a href="#">100-0700-501101</a>	LONGEVITY	0.00	0.00	1,379.00	8,806.00	8,806.00	-8,806.00
<a href="#">100-0700-501102</a>	OVERTIME	0.00	0.00	398.60	1,235.22	1,235.22	-1,235.22
<a href="#">100-0700-501106</a>	VEHICLE ALLOWANCE	0.00	0.00	323.08	2,100.02	2,100.02	-2,100.02
<a href="#">100-0700-502100</a>	TAXES	0.00	0.00	4,060.65	25,434.19	25,434.19	-25,434.19
<a href="#">100-0700-502101</a>	RETIREMENT	0.00	0.00	7,028.13	44,061.24	44,061.24	-44,061.24
<a href="#">100-0700-502102</a>	GROUP INSURANCE	0.00	0.00	9,660.84	57,806.80	57,806.80	-57,806.80
<a href="#">100-0700-502103</a>	DISABILITY INSURANCE	0.00	0.00	123.63	779.35	779.35	-779.35
<a href="#">100-0700-502104</a>	WORKERS COMPENSATION INS	0.00	0.00	0.00	3,730.00	3,730.00	-3,730.00
<b>ExpType: 50 - Personnel Services Total:</b>		<b>0.00</b>	<b>0.00</b>	<b>75,091.43</b>	<b>471,534.86</b>	<b>471,534.86</b>	<b>-471,534.86</b>
<b>ExpType: 51 - Contractual and Maintenance Services</b>							
<a href="#">100-0700-511200</a>	PROFESSIONAL SERVICES	0.00	0.00	900.00	900.00	900.00	-900.00
<a href="#">100-0700-512210</a>	COMMUNICATIONS SERVICE AGREEME...	0.00	0.00	556.92	1,494.68	1,494.68	-1,494.68
<a href="#">100-0700-512240</a>	RENTS & CONTRACTUALS	0.00	0.00	838.09	2,788.12	20,500.12	-20,500.12
<a href="#">100-0700-512241</a>	RENTS & CONTRACTUALS - IT	0.00	0.00	0.00	15,162.36	15,162.36	-15,162.36
<a href="#">100-0700-513200</a>	TRAVEL, TRAINING, MEETINGS	0.00	0.00	0.00	1,723.55	1,723.55	-1,723.55
<a href="#">100-0700-513300</a>	MOTOR VEHICLES - MAINTENANCE	0.00	0.00	48.55	48.55	48.55	-48.55
<b>ExpType: 51 - Contractual and Maintenance Services Total:</b>		<b>0.00</b>	<b>0.00</b>	<b>2,343.56</b>	<b>22,117.26</b>	<b>39,829.26</b>	<b>-39,829.26</b>
<b>ExpType: 52 - Supplies, Materials and Small Equipment</b>							
<a href="#">100-0700-521300</a>	OFFICE SUPPLIES	0.00	0.00	489.25	2,215.16	2,215.16	-2,215.16
<a href="#">100-0700-522205</a>	MARKETING AND ADVERTISING	0.00	0.00	0.00	1,192.84	1,192.84	-1,192.84
<a href="#">100-0700-522300</a>	WEARING APPAREL	0.00	0.00	532.00	747.58	747.58	-747.58
<a href="#">100-0700-522304</a>	FOOD	0.00	0.00	14.69	339.89	339.89	-339.89
<a href="#">100-0700-522316</a>	MOTOR VEHICLES - SUPPLIES	0.00	0.00	0.00	30.00	30.00	-30.00
<b>ExpType: 52 - Supplies, Materials and Small Equipment Total:</b>		<b>0.00</b>	<b>0.00</b>	<b>1,035.94</b>	<b>4,525.47</b>	<b>4,525.47</b>	<b>-4,525.47</b>
<b>ExpType: 60 - Capital Outlay</b>							
<a href="#">100-0700-607500</a>	OFFICE FURNITURE	0.00	0.00	0.00	0.00	-56,520.00	56,520.00
<b>ExpType: 60 - Capital Outlay Total:</b>		<b>0.00</b>	<b>0.00</b>	<b>0.00</b>	<b>0.00</b>	<b>-56,520.00</b>	<b>56,520.00</b>
<b>Division: 0700 - Municipal Court Total:</b>		<b>0.00</b>	<b>0.00</b>	<b>78,470.93</b>	<b>498,177.59</b>	<b>459,369.59</b>	<b>-459,369.59</b>
<b>Division: 0800 - Engineering</b>							
<b>ExpType: 50 - Personnel Services</b>							
<a href="#">100-0800-501100</a>	SALARIES	0.00	0.00	52,586.68	377,608.49	377,608.49	-377,608.49
<a href="#">100-0800-501101</a>	LONGEVITY	0.00	0.00	966.00	7,595.00	7,595.00	-7,595.00
<a href="#">100-0800-501102</a>	OVERTIME	0.00	0.00	176.70	406.54	406.54	-406.54
<a href="#">100-0800-501106</a>	VEHICLE ALLOWANCE	0.00	0.00	369.24	2,400.06	2,400.06	-2,400.06
<a href="#">100-0800-501110</a>	PART-TIME WAGES	0.00	0.00	1,098.20	8,154.74	8,154.74	-8,154.74
<a href="#">100-0800-502100</a>	TAXES	0.00	0.00	4,092.89	29,440.55	29,440.55	-29,440.55
<a href="#">100-0800-502101</a>	RETIREMENT	0.00	0.00	8,158.12	58,234.03	58,234.03	-58,234.03
<a href="#">100-0800-502102</a>	GROUP INSURANCE	0.00	0.00	7,394.52	50,260.80	50,260.80	-50,260.80
<a href="#">100-0800-502103</a>	DISABILITY INSURANCE	0.00	0.00	140.67	1,007.37	1,007.37	-1,007.37
<a href="#">100-0800-502104</a>	WORKERS COMPENSATION INS	0.00	0.00	0.00	5,855.00	5,855.00	-5,855.00
<b>ExpType: 50 - Personnel Services Total:</b>		<b>0.00</b>	<b>0.00</b>	<b>74,983.02</b>	<b>540,962.58</b>	<b>540,962.58</b>	<b>-540,962.58</b>
<b>ExpType: 51 - Contractual and Maintenance Services</b>							
<a href="#">100-0800-511200</a>	PROFESSIONAL SERVICES	0.00	0.00	18,310.00	40,957.12	44,757.12	-44,757.12
<a href="#">100-0800-512210</a>	COMMUNICATIONS SERVICE AGREEME...	0.00	0.00	1,102.59	3,648.18	3,648.18	-3,648.18
<a href="#">100-0800-512230</a>	PRINTING	0.00	0.00	1,147.68	4,004.79	25,652.79	-25,652.79
<a href="#">100-0800-512241</a>	RENTS & CONTRACTUALS - IT	0.00	0.00	55,000.00	55,900.00	55,900.00	-55,900.00
<a href="#">100-0800-513200</a>	TRAVEL, TRAINING, MEETINGS	0.00	0.00	621.16	2,080.08	2,080.08	-2,080.08
<a href="#">100-0800-513210</a>	MEMBERSHIP DUES, SUBSCR	0.00	0.00	365.00	1,835.04	1,835.04	-1,835.04
<a href="#">100-0800-513300</a>	MOTOR VEHICLES - MAINTENANCE	0.00	0.00	108.68	517.42	517.42	-517.42
<b>ExpType: 51 - Contractual and Maintenance Services Total:</b>		<b>0.00</b>	<b>0.00</b>	<b>76,655.11</b>	<b>108,942.63</b>	<b>134,390.63</b>	<b>-134,390.63</b>
<b>ExpType: 52 - Supplies, Materials and Small Equipment</b>							
<a href="#">100-0800-521300</a>	OFFICE SUPPLIES	0.00	0.00	47.96	745.00	745.00	-745.00
<a href="#">100-0800-522300</a>	WEARING APPAREL	0.00	0.00	0.00	5,692.12	5,692.12	-5,692.12
<a href="#">100-0800-522301</a>	TOOLS	0.00	0.00	0.00	758.99	758.99	-758.99
<a href="#">100-0800-522304</a>	FOOD	0.00	0.00	67.18	411.26	411.26	-411.26
<a href="#">100-0800-522305</a>	MOTOR VEHICLE FUEL	0.00	0.00	745.01	4,527.57	4,527.57	-4,527.57
<a href="#">100-0800-522308</a>	OFFICE HARDWARE AND RELATED SOF...	0.00	0.00	4,759.00	14,749.00	14,749.00	-14,749.00

## Unaudited Income Statement - Expenses

For Fiscal: 2022-2023 Period Ending: 03/31/2023

		Original Total Budget	Current Total Budget	MTD Activity	YTD Activity	YTD Activity + Encumbrances	Budget Remaining
<a href="#">100-0800-522316</a>	MOTOR VEHICLES - SUPPLIES	0.00	0.00	832.75	832.75	832.75	-832.75
<b>ExpType: 52 - Supplies, Materials and Small Equipment Total:</b>		<b>0.00</b>	<b>0.00</b>	<b>6,451.90</b>	<b>27,716.69</b>	<b>27,716.69</b>	<b>-27,716.69</b>
<b>ExpType: 60 - Capital Outlay</b>							
<a href="#">100-0800-605500</a>	MACHINES & EQUIPMENT	0.00	0.00	0.00	14,424.91	14,424.91	-14,424.91
<b>ExpType: 60 - Capital Outlay Total:</b>		<b>0.00</b>	<b>0.00</b>	<b>0.00</b>	<b>14,424.91</b>	<b>14,424.91</b>	<b>-14,424.91</b>
<b>Division: 0800 - Engineering Total:</b>		<b>0.00</b>	<b>0.00</b>	<b>158,090.03</b>	<b>692,046.81</b>	<b>717,494.81</b>	<b>-717,494.81</b>
<b>Division: 0900 - Planning &amp; Zoning</b>							
<b>ExpType: 50 - Personnel Services</b>							
<a href="#">100-0900-501100</a>	SALARIES	0.00	0.00	37,070.72	247,955.75	247,955.75	-247,955.75
<a href="#">100-0900-501101</a>	LONGEVITY	0.00	0.00	350.00	2,310.00	2,310.00	-2,310.00
<a href="#">100-0900-501102</a>	OVERTIME	0.00	0.00	58.54	143.10	143.10	-143.10
<a href="#">100-0900-501106</a>	VEHICLE ALLOWANCE	0.00	0.00	323.08	2,100.02	2,100.02	-2,100.02
<a href="#">100-0900-502100</a>	TAXES	0.00	0.00	2,770.43	18,563.98	18,563.98	-18,563.98
<a href="#">100-0900-502101</a>	RETIREMENT	0.00	0.00	5,587.17	37,115.87	37,115.87	-37,115.87
<a href="#">100-0900-502102</a>	GROUP INSURANCE	0.00	0.00	6,421.62	38,027.97	38,027.97	-38,027.97
<a href="#">100-0900-502103</a>	DISABILITY INSURANCE	0.00	0.00	98.26	656.44	656.44	-656.44
<a href="#">100-0900-502104</a>	WORKERS COMPENSATION INS	0.00	0.00	0.00	1,229.00	1,229.00	-1,229.00
<b>ExpType: 50 - Personnel Services Total:</b>		<b>0.00</b>	<b>0.00</b>	<b>52,679.82</b>	<b>348,102.13</b>	<b>348,102.13</b>	<b>-348,102.13</b>
<b>ExpType: 51 - Contractual and Maintenance Services</b>							
<a href="#">100-0900-512210</a>	COMMUNICATIONS SERVICE AGREEME...	0.00	0.00	2,080.20	10,004.17	10,004.17	-10,004.17
<a href="#">100-0900-512240</a>	RENTS & CONTRACTUALS	0.00	0.00	0.00	7,159.68	16,135.68	-16,135.68
<a href="#">100-0900-513200</a>	TRAVEL, TRAINING, MEETINGS	0.00	0.00	1,650.00	3,432.06	3,432.06	-3,432.06
<a href="#">100-0900-513210</a>	MEMBERSHIP DUES, SUBSCR	0.00	0.00	0.00	568.91	568.91	-568.91
<a href="#">100-0900-513300</a>	MOTOR VEHICLES - MAINTENANCE	0.00	0.00	20.72	809.72	809.72	-809.72
<b>ExpType: 51 - Contractual and Maintenance Services Total:</b>		<b>0.00</b>	<b>0.00</b>	<b>3,750.92</b>	<b>21,974.54</b>	<b>30,950.54</b>	<b>-30,950.54</b>
<b>ExpType: 52 - Supplies, Materials and Small Equipment</b>							
<a href="#">100-0900-521300</a>	OFFICE SUPPLIES	0.00	0.00	153.22	2,231.39	2,231.39	-2,231.39
<a href="#">100-0900-522300</a>	WEARING APPAREL	0.00	0.00	199.71	464.68	464.68	-464.68
<a href="#">100-0900-522303</a>	RECREATION & EDUCATION	0.00	0.00	0.00	391.00	391.00	-391.00
<a href="#">100-0900-522305</a>	MOTOR VEHICLE FUEL	0.00	0.00	35.62	296.71	296.71	-296.71
<a href="#">100-0900-522308</a>	OFFICE HARDWARE AND RELATED SOF...	0.00	0.00	-46.21	560.15	560.15	-560.15
<a href="#">100-0900-523301</a>	OFFICE FURNITURE	0.00	0.00	0.00	636.32	636.32	-636.32
<a href="#">100-0900-523390</a>	OTHER MATERIALS	0.00	0.00	0.00	240.00	240.00	-240.00
<b>ExpType: 52 - Supplies, Materials and Small Equipment Total:</b>		<b>0.00</b>	<b>0.00</b>	<b>342.34</b>	<b>4,820.25</b>	<b>4,820.25</b>	<b>-4,820.25</b>
<b>Division: 0900 - Planning &amp; Zoning Total:</b>		<b>0.00</b>	<b>0.00</b>	<b>56,773.08</b>	<b>374,896.92</b>	<b>383,872.92</b>	<b>-383,872.92</b>
<b>Division: 1000 - Information Technology</b>							
<b>ExpType: 50 - Personnel Services</b>							
<a href="#">100-1000-501100</a>	SALARIES	0.00	0.00	69,501.13	412,753.93	412,753.93	-412,753.93
<a href="#">100-1000-501101</a>	LONGEVITY	0.00	0.00	1,092.00	6,818.00	6,818.00	-6,818.00
<a href="#">100-1000-501102</a>	OVERTIME	0.00	0.00	0.00	282.08	282.08	-282.08
<a href="#">100-1000-501106</a>	VEHICLE ALLOWANCE	0.00	0.00	323.08	2,100.02	2,100.02	-2,100.02
<a href="#">100-1000-502100</a>	TAXES	0.00	0.00	5,316.53	31,697.94	31,697.94	-31,697.94
<a href="#">100-1000-502101</a>	RETIREMENT	0.00	0.00	10,481.39	62,035.45	62,035.45	-62,035.45
<a href="#">100-1000-502102</a>	GROUP INSURANCE	0.00	0.00	10,490.60	57,441.80	57,441.80	-57,441.80
<a href="#">100-1000-502103</a>	DISABILITY INSURANCE	0.00	0.00	184.33	1,096.73	1,096.73	-1,096.73
<a href="#">100-1000-502104</a>	WORKERS COMPENSATION INS	0.00	0.00	0.00	2,555.00	2,555.00	-2,555.00
<b>ExpType: 50 - Personnel Services Total:</b>		<b>0.00</b>	<b>0.00</b>	<b>97,389.06</b>	<b>576,780.95</b>	<b>576,780.95</b>	<b>-576,780.95</b>
<b>ExpType: 51 - Contractual and Maintenance Services</b>							
<a href="#">100-1000-512210</a>	COMMUNICATIONS SERVICE AGREEME...	0.00	0.00	6,772.97	31,544.03	31,544.03	-31,544.03
<a href="#">100-1000-512240</a>	RENTS & CONTRACTUALS	0.00	0.00	0.00	235.31	235.31	-235.31
<a href="#">100-1000-512241</a>	RENTS & CONTRACTUALS - IT	0.00	0.00	12,891.55	63,687.88	95,015.38	-95,015.38
<a href="#">100-1000-513200</a>	TRAVEL, TRAINING, MEETINGS	0.00	0.00	39.00	3,767.82	3,767.82	-3,767.82
<a href="#">100-1000-513300</a>	MOTOR VEHICLES - MAINTENANCE	0.00	0.00	10.22	19.22	19.22	-19.22
<a href="#">100-1000-513301</a>	OFFICE MAINTENANCE & CONTRACTUAL..	0.00	0.00	21,888.23	262,536.43	267,676.43	-267,676.43
<b>ExpType: 51 - Contractual and Maintenance Services Total:</b>		<b>0.00</b>	<b>0.00</b>	<b>41,601.97</b>	<b>361,790.69</b>	<b>398,258.19</b>	<b>-398,258.19</b>



## Unaudited Income Statement - Expenses

For Fiscal: 2022-2023 Period Ending: 03/31/2023

		Original Total Budget	Current Total Budget	MTD Activity	YTD Activity	YTD Activity + Encumbrances	Budget Remaining
<b>ExpType: 52 - Supplies, Materials and Small Equipment</b>							
<a href="#">100-1000-521300</a>	OFFICE SUPPLIES	0.00	0.00	316.42	1,999.86	1,999.86	-1,999.86
<a href="#">100-1000-521301</a>	OFFICE SUPPLIES - IT	0.00	0.00	44.73	5,593.20	5,593.20	-5,593.20
<a href="#">100-1000-522300</a>	WEARING APPAREL	0.00	0.00	202.00	542.99	542.99	-542.99
<a href="#">100-1000-522301</a>	TOOLS	0.00	0.00	543.94	972.42	972.42	-972.42
<a href="#">100-1000-522305</a>	MOTOR VEHICLE FUEL	0.00	0.00	33.98	85.36	85.36	-85.36
<a href="#">100-1000-522308</a>	OFFICE HARDWARE AND RELATED SOF...	0.00	0.00	6,786.59	50,767.53	50,767.53	-50,767.53
<b>ExpType: 52 - Supplies, Materials and Small Equipment Total:</b>		<b>0.00</b>	<b>0.00</b>	<b>7,927.66</b>	<b>59,961.36</b>	<b>59,961.36</b>	<b>-59,961.36</b>
<b>ExpType: 60 - Capital Outlay</b>							
<a href="#">100-1000-605590</a>	OTHER CAPITAL OUTLAY	0.00	0.00	45,584.90	84,063.14	0.00	0.00
<b>ExpType: 60 - Capital Outlay Total:</b>		<b>0.00</b>	<b>0.00</b>	<b>45,584.90</b>	<b>84,063.14</b>	<b>0.00</b>	<b>0.00</b>
<b>Division: 1000 - Information Technology Total:</b>		<b>0.00</b>	<b>0.00</b>	<b>192,503.59</b>	<b>1,082,596.14</b>	<b>1,035,000.50</b>	<b>-1,035,000.50</b>
<b>Division: 1100 - Communications and Media</b>							
<b>ExpType: 50 - Personnel Services</b>							
<a href="#">100-1100-501100</a>	SALARIES	0.00	0.00	40,791.36	259,962.75	259,962.75	-259,962.75
<a href="#">100-1100-501101</a>	LONGEVITY	0.00	0.00	658.00	4,137.00	4,137.00	-4,137.00
<a href="#">100-1100-501102</a>	OVERTIME	0.00	0.00	1,981.53	7,890.96	7,890.96	-7,890.96
<a href="#">100-1100-501106</a>	VEHICLE ALLOWANCE	0.00	0.00	323.08	1,776.94	1,776.94	-1,776.94
<a href="#">100-1100-502100</a>	TAXES	0.00	0.00	3,265.23	20,499.17	20,499.17	-20,499.17
<a href="#">100-1100-502101</a>	RETIREMENT	0.00	0.00	6,466.84	40,236.94	40,236.94	-40,236.94
<a href="#">100-1100-502102</a>	GROUP INSURANCE	0.00	0.00	6,007.64	32,257.59	32,257.59	-32,257.59
<a href="#">100-1100-502103</a>	DISABILITY INSURANCE	0.00	0.00	113.75	711.78	711.78	-711.78
<a href="#">100-1100-502104</a>	WORKERS COMPENSATION INS	0.00	0.00	0.00	1,268.00	1,268.00	-1,268.00
<b>ExpType: 50 - Personnel Services Total:</b>		<b>0.00</b>	<b>0.00</b>	<b>59,607.43</b>	<b>368,741.13</b>	<b>368,741.13</b>	<b>-368,741.13</b>
<b>ExpType: 51 - Contractual and Maintenance Services</b>							
<a href="#">100-1100-511200</a>	PROFESSIONAL SERVICES	0.00	0.00	6,177.00	12,427.00	12,427.00	-12,427.00
<a href="#">100-1100-511201</a>	PROFESSIONAL SERVICES -IT	0.00	0.00	0.00	17,356.69	17,356.69	-17,356.69
<a href="#">100-1100-512210</a>	COMMUNICATIONS SERVICE AGREEME...	0.00	0.00	2,234.23	4,257.75	4,257.75	-4,257.75
<a href="#">100-1100-513200</a>	TRAVEL, TRAINING, MEETINGS	0.00	0.00	1,871.78	2,961.78	2,961.78	-2,961.78
<a href="#">100-1100-513300</a>	MOTOR VEHICLES - MAINTENANCE	0.00	0.00	15.94	217.76	217.76	-217.76
<b>ExpType: 51 - Contractual and Maintenance Services Total:</b>		<b>0.00</b>	<b>0.00</b>	<b>10,298.95</b>	<b>37,220.98</b>	<b>37,220.98</b>	<b>-37,220.98</b>
<b>ExpType: 52 - Supplies, Materials and Small Equipment</b>							
<a href="#">100-1100-521300</a>	OFFICE SUPPLIES	0.00	0.00	1,137.12	1,920.64	1,920.64	-1,920.64
<a href="#">100-1100-522205</a>	MARKETING AND ADVERTISING	0.00	0.00	4,079.29	7,901.65	7,901.65	-7,901.65
<a href="#">100-1100-522300</a>	WEARING APPAREL	0.00	0.00	0.00	474.36	474.36	-474.36
<a href="#">100-1100-522304</a>	FOOD	0.00	0.00	35.46	241.94	241.94	-241.94
<a href="#">100-1100-522305</a>	MOTOR VEHICLE FUEL	0.00	0.00	0.00	231.37	231.37	-231.37
<b>ExpType: 52 - Supplies, Materials and Small Equipment Total:</b>		<b>0.00</b>	<b>0.00</b>	<b>5,251.87</b>	<b>10,769.96</b>	<b>10,769.96</b>	<b>-10,769.96</b>
<b>Division: 1100 - Communications and Media Total:</b>		<b>0.00</b>	<b>0.00</b>	<b>75,158.25</b>	<b>416,732.07</b>	<b>416,732.07</b>	<b>-416,732.07</b>
<b>Division: 1600 - City Hall</b>							
<b>ExpType: 51 - Contractual and Maintenance Services</b>							
<a href="#">100-1600-511200</a>	PROFESSIONAL SERVICES	0.00	0.00	259.50	1,398.84	1,398.84	-1,398.84
<a href="#">100-1600-512210</a>	COMMUNICATIONS SERVICE AGREEME...	0.00	0.00	3,760.50	19,990.39	19,990.39	-19,990.39
<a href="#">100-1600-512240</a>	RENTS & CONTRACTUALS	0.00	0.00	6,736.70	29,541.01	89,043.76	-89,043.76
<a href="#">100-1600-512241</a>	RENTS & CONTRACTUALS - IT	0.00	0.00	0.00	2,988.00	2,988.00	-2,988.00
<b>ExpType: 51 - Contractual and Maintenance Services Total:</b>		<b>0.00</b>	<b>0.00</b>	<b>10,756.70</b>	<b>53,918.24</b>	<b>113,420.99</b>	<b>-113,420.99</b>
<b>ExpType: 52 - Supplies, Materials and Small Equipment</b>							
<a href="#">100-1600-521300</a>	OFFICE SUPPLIES	0.00	0.00	2,503.35	3,332.04	3,332.04	-3,332.04
<b>ExpType: 52 - Supplies, Materials and Small Equipment Total:</b>		<b>0.00</b>	<b>0.00</b>	<b>2,503.35</b>	<b>3,332.04</b>	<b>3,332.04</b>	<b>-3,332.04</b>
<b>Division: 1600 - City Hall Total:</b>		<b>0.00</b>	<b>0.00</b>	<b>13,260.05</b>	<b>57,250.28</b>	<b>116,753.03</b>	<b>-116,753.03</b>
<b>Division: 2000 - Police</b>							
<b>ExpType: 50 - Personnel Services</b>							
<a href="#">100-2000-501100</a>	SALARIES	0.00	0.00	1,074,283.40	7,311,893.50	7,311,893.50	-7,311,893.50
<a href="#">100-2000-501101</a>	LONGEVITY	0.00	0.00	12,581.93	83,338.91	83,338.91	-83,338.91
<a href="#">100-2000-501102</a>	OVERTIME	0.00	0.00	141,223.10	587,125.73	587,125.73	-587,125.73
<a href="#">100-2000-501103</a>	SENIORITY PAY	0.00	0.00	61,999.20	416,994.94	416,994.94	-416,994.94

## Unaudited Income Statement - Expenses

For Fiscal: 2022-2023 Period Ending: 03/31/2023

		Original Total Budget	Current Total Budget	MTD Activity	YTD Activity	YTD Activity + Encumbrances	Budget Remaining
<a href="#">100-2000-501104</a>	CERTIFICATION PAY	0.00	0.00	20,895.42	132,926.31	132,926.31	-132,926.31
<a href="#">100-2000-501105</a>	ASSIGNMENT PAY	0.00	0.00	16,476.10	107,117.70	107,117.70	-107,117.70
<a href="#">100-2000-502100</a>	TAXES	0.00	0.00	98,296.51	644,790.46	644,790.46	-644,790.46
<a href="#">100-2000-502101</a>	RETIREMENT	0.00	0.00	196,257.66	1,272,675.24	1,272,675.24	-1,272,675.24
<a href="#">100-2000-502102</a>	GROUP INSURANCE	0.00	0.00	172,352.12	1,020,594.41	1,020,594.41	-1,020,594.41
<a href="#">100-2000-502103</a>	DISABILITY INSURANCE	0.00	0.00	3,446.74	22,537.07	22,537.07	-22,537.07
<a href="#">100-2000-502104</a>	WORKERS COMPENSATION INS	0.00	0.00	0.00	341,681.94	341,681.94	-341,681.94
<b>ExpType: 50 - Personnel Services Total:</b>		<b>0.00</b>	<b>0.00</b>	<b>1,797,812.18</b>	<b>11,941,676.21</b>	<b>11,941,676.21</b>	<b>-11,941,676.21</b>
<b>ExpType: 51 - Contractual and Maintenance Services</b>							
<a href="#">100-2000-511200</a>	PROFESSIONAL SERVICES	0.00	0.00	3,181.33	11,121.45	11,121.45	-11,121.45
<a href="#">100-2000-512210</a>	COMMUNICATIONS SERVICE AGREEME...	0.00	0.00	45,706.08	147,270.49	147,270.49	-147,270.49
<a href="#">100-2000-512230</a>	PRINTING	0.00	0.00	2,502.55	5,432.76	5,432.76	-5,432.76
<a href="#">100-2000-512240</a>	RENTS & CONTRACTUALS	0.00	0.00	7,209.96	327,533.54	375,997.32	-375,997.32
<a href="#">100-2000-513200</a>	TRAVEL, TRAINING, MEETINGS	0.00	0.00	-498.63	95,273.61	95,273.61	-95,273.61
<a href="#">100-2000-513210</a>	MEMBERSHIP DUES, SUBSCR	0.00	0.00	525.00	2,356.40	2,356.40	-2,356.40
<a href="#">100-2000-513300</a>	MOTOR VEHICLES - MAINTENANCE	0.00	0.00	56,792.41	104,853.49	103,373.15	-103,373.15
<a href="#">100-2000-513302</a>	MACHINES & EQUIPMENT	0.00	0.00	145.98	25,238.02	168,306.95	-168,306.95
<a href="#">100-2000-513306</a>	BUILDINGS & STRUCTURES	0.00	0.00	310.81	2,254.47	2,254.47	-2,254.47
<b>ExpType: 51 - Contractual and Maintenance Services Total:</b>		<b>0.00</b>	<b>0.00</b>	<b>115,875.49</b>	<b>721,334.23</b>	<b>911,386.60</b>	<b>-911,386.60</b>
<b>ExpType: 52 - Supplies, Materials and Small Equipment</b>							
<a href="#">100-2000-521300</a>	OFFICE SUPPLIES	0.00	0.00	6,337.44	25,969.62	25,618.85	-25,618.85
<a href="#">100-2000-522300</a>	WEARING APPAREL	0.00	0.00	7,809.84	63,658.99	230,915.42	-230,915.42
<a href="#">100-2000-522304</a>	FOOD	0.00	0.00	3,771.29	9,479.25	9,479.25	-9,479.25
<a href="#">100-2000-522305</a>	MOTOR VEHICLE FUEL	0.00	0.00	60,093.05	191,345.94	400,837.57	-400,837.57
<a href="#">100-2000-522307</a>	CHEMICALS-MEDICAL & LAB	0.00	0.00	0.00	6,844.76	7,584.60	-7,584.60
<a href="#">100-2000-522316</a>	MOTOR VEHICLES - SUPPLIES	0.00	0.00	5,636.55	22,223.03	79,421.48	-79,421.48
<a href="#">100-2000-522390</a>	OTHER SUPPLIES	0.00	0.00	0.00	822.36	1,591.34	-1,591.34
<a href="#">100-2000-523390</a>	OTHER MATERIALS	0.00	0.00	42,671.00	82,000.13	102,361.98	-102,361.98
<b>ExpType: 52 - Supplies, Materials and Small Equipment Total:</b>		<b>0.00</b>	<b>0.00</b>	<b>126,319.17</b>	<b>402,344.08</b>	<b>857,810.49</b>	<b>-857,810.49</b>
<b>ExpType: 60 - Capital Outlay</b>							
<a href="#">100-2000-605590</a>	OTHER CAPITAL OUTLAY	0.00	0.00	0.00	2,499.00	0.00	0.00
<a href="#">100-2000-606500</a>	MOTOR VEHICLES	0.00	0.00	652,330.30	950,045.02	0.00	0.00
<b>ExpType: 60 - Capital Outlay Total:</b>		<b>0.00</b>	<b>0.00</b>	<b>652,330.30</b>	<b>952,544.02</b>	<b>0.00</b>	<b>0.00</b>
<b>Division: 2000 - Police Total:</b>		<b>0.00</b>	<b>0.00</b>	<b>2,692,337.14</b>	<b>14,017,898.54</b>	<b>13,710,873.30</b>	<b>-13,710,873.30</b>
<b>Division: 2500 - Fire</b>							
<b>ExpType: 50 - Personnel Services</b>							
<a href="#">100-2500-501100</a>	SALARIES	0.00	0.00	308,501.90	2,119,293.88	2,119,293.88	-2,119,293.88
<a href="#">100-2500-501101</a>	LONGEVITY	0.00	0.00	3,252.80	20,431.20	20,431.20	-20,431.20
<a href="#">100-2500-501102</a>	OVERTIME	0.00	0.00	48,300.79	289,314.43	289,314.43	-289,314.43
<a href="#">100-2500-501103</a>	SENIORITY PAY	0.00	0.00	19,115.00	119,151.48	119,151.48	-119,151.48
<a href="#">100-2500-501104</a>	CERTIFICATION PAY	0.00	0.00	18,860.63	121,782.59	121,782.59	-121,782.59
<a href="#">100-2500-502100</a>	TAXES	0.00	0.00	29,220.97	197,431.69	197,431.69	-197,431.69
<a href="#">100-2500-502101</a>	RETIREMENT	0.00	0.00	80,434.02	415,469.31	415,469.31	-415,469.31
<a href="#">100-2500-502102</a>	GROUP INSURANCE	0.00	0.00	48,486.70	287,459.43	287,459.43	-287,459.43
<a href="#">100-2500-502103</a>	DISABILITY INSURANCE	0.00	0.00	1,034.90	6,967.35	6,967.35	-6,967.35
<a href="#">100-2500-502104</a>	WORKERS COMPENSATION INS	0.00	0.00	0.00	125,613.00	125,613.00	-125,613.00
<b>ExpType: 50 - Personnel Services Total:</b>		<b>0.00</b>	<b>0.00</b>	<b>557,207.71</b>	<b>3,702,914.36</b>	<b>3,702,914.36</b>	<b>-3,702,914.36</b>
<b>ExpType: 51 - Contractual and Maintenance Services</b>							
<a href="#">100-2500-511200</a>	PROFESSIONAL SERVICES	0.00	0.00	0.00	12,420.50	23,256.00	-23,256.00
<a href="#">100-2500-512210</a>	COMMUNICATIONS SERVICE AGREEME...	0.00	0.00	6,501.29	49,114.85	49,842.85	-49,842.85
<a href="#">100-2500-512220</a>	UTILITIES	0.00	0.00	1,407.36	10,610.82	10,610.82	-10,610.82
<a href="#">100-2500-512230</a>	PRINTING	0.00	0.00	0.00	2,909.00	2,909.00	-2,909.00
<a href="#">100-2500-512240</a>	RENTS & CONTRACTUALS	0.00	0.00	346.27	17,051.19	32,439.70	-32,439.70
<a href="#">100-2500-512241</a>	RENTS & CONTRACTUALS - IT	0.00	0.00	0.00	336.63	336.63	-336.63
<a href="#">100-2500-513200</a>	TRAVEL, TRAINING, MEETINGS	0.00	0.00	5,595.00	29,117.07	29,117.07	-29,117.07
<a href="#">100-2500-513210</a>	MEMBERSHIP DUES, SUBSCR	0.00	0.00	1,897.50	20,496.28	20,496.28	-20,496.28
<a href="#">100-2500-513300</a>	MOTOR VEHICLES - MAINTENANCE	0.00	0.00	7,881.31	38,011.70	67,628.53	-67,628.53

## Unaudited Income Statement - Expenses

For Fiscal: 2022-2023 Period Ending: 03/31/2023

		Original Total Budget	Current Total Budget	MTD Activity	YTD Activity	YTD Activity + Encumbrances	Budget Remaining
<a href="#">100-2500-513301</a>	OFFICE MAINTENANCE & CONTRACTUAL..	0.00	0.00	249.98	1,300.13	1,300.13	-1,300.13
<a href="#">100-2500-513302</a>	MACHINES & EQUIPMENT	0.00	0.00	619.68	1,886.54	1,886.54	-1,886.54
<a href="#">100-2500-513306</a>	BUILDINGS & STRUCTURES	0.00	0.00	2,437.00	31,730.53	29,476.73	-29,476.73
<a href="#">100-2500-513309</a>	BREATHING AIR SYSTEM MAINT	0.00	0.00	0.00	502.32	941.43	-941.43
<b>ExpType: 51 - Contractual and Maintenance Services Total:</b>		<b>0.00</b>	<b>0.00</b>	<b>26,935.39</b>	<b>215,487.56</b>	<b>270,241.71</b>	<b>-270,241.71</b>
<b>ExpType: 52 - Supplies, Materials and Small Equipment</b>							
<a href="#">100-2500-521300</a>	OFFICE SUPPLIES	0.00	0.00	87.69	3,773.37	3,773.37	-3,773.37
<a href="#">100-2500-522300</a>	WEARING APPAREL	0.00	0.00	281.25	25,980.25	119,507.52	-119,507.52
<a href="#">100-2500-522301</a>	TOOLS	0.00	0.00	369.63	5,065.19	5,065.19	-5,065.19
<a href="#">100-2500-522303</a>	RECREATION & EDUCATION	0.00	0.00	567.95	3,083.47	3,083.47	-3,083.47
<a href="#">100-2500-522304</a>	FOOD	0.00	0.00	337.13	5,063.05	5,063.05	-5,063.05
<a href="#">100-2500-522305</a>	MOTOR VEHICLE FUEL	0.00	0.00	8,800.54	50,689.67	50,689.67	-50,689.67
<a href="#">100-2500-522306</a>	JANITORIAL	0.00	0.00	1,442.55	5,552.27	14,332.02	-14,332.02
<a href="#">100-2500-522307</a>	CHEMICALS-MEDICAL & LAB	0.00	0.00	3,925.83	10,402.06	10,402.06	-10,402.06
<a href="#">100-2500-522312</a>	BUILDING	0.00	0.00	1,161.42	7,187.51	7,187.51	-7,187.51
<a href="#">100-2500-522316</a>	MOTOR VEHICLES - SUPPLIES	0.00	0.00	9,553.03	47,725.55	47,725.55	-47,725.55
<a href="#">100-2500-523302</a>	MACHINES & EQUIPMENT	0.00	0.00	277.59	589.86	47,912.32	-47,912.32
<b>ExpType: 52 - Supplies, Materials and Small Equipment Total:</b>		<b>0.00</b>	<b>0.00</b>	<b>26,804.61</b>	<b>165,112.25</b>	<b>314,741.73</b>	<b>-314,741.73</b>
<b>ExpType: 60 - Capital Outlay</b>							
<a href="#">100-2500-603500</a>	BUILDING AND STRUCTURES	0.00	0.00	0.00	3,200.00	0.00	0.00
<a href="#">100-2500-605500</a>	MACHINES & EQUIPMENT	0.00	0.00	0.00	37,520.96	110,550.00	-110,550.00
<a href="#">100-2500-606500</a>	MOTOR VEHICLES	0.00	0.00	0.00	59,950.25	59,950.25	-59,950.25
<b>ExpType: 60 - Capital Outlay Total:</b>		<b>0.00</b>	<b>0.00</b>	<b>0.00</b>	<b>100,671.21</b>	<b>170,500.25</b>	<b>-170,500.25</b>
<b>Division: 2500 - Fire Total:</b>		<b>0.00</b>	<b>0.00</b>	<b>610,947.71</b>	<b>4,184,185.38</b>	<b>4,458,398.05</b>	<b>-4,458,398.05</b>
<b>Division: 2501 - Fire Prevention</b>							
<b>ExpType: 50 - Personnel Services</b>							
<a href="#">100-2501-501100</a>	SALARIES	0.00	0.00	43,243.88	284,487.29	284,487.29	-284,487.29
<a href="#">100-2501-501101</a>	LONGEVITY	0.00	0.00	846.80	5,405.00	5,405.00	-5,405.00
<a href="#">100-2501-501102</a>	OVERTIME	0.00	0.00	5,875.57	31,439.38	31,439.38	-31,439.38
<a href="#">100-2501-501103</a>	SENIORITY PAY	0.00	0.00	5,769.16	37,153.34	37,153.34	-37,153.34
<a href="#">100-2501-501104</a>	CERTIFICATION PAY	0.00	0.00	4,038.22	25,940.73	25,940.73	-25,940.73
<a href="#">100-2501-502100</a>	TAXES	0.00	0.00	4,360.74	28,205.79	28,205.79	-28,205.79
<a href="#">100-2501-502101</a>	RETIREMENT	0.00	0.00	8,834.54	56,502.70	56,502.70	-56,502.70
<a href="#">100-2501-502102</a>	GROUP INSURANCE	0.00	0.00	6,634.78	39,801.46	39,801.46	-39,801.46
<a href="#">100-2501-502103</a>	DISABILITY INSURANCE	0.00	0.00	155.42	999.49	999.49	-999.49
<a href="#">100-2501-502104</a>	WORKERS COMPENSATION INS	0.00	0.00	0.00	17,712.00	17,712.00	-17,712.00
<b>ExpType: 50 - Personnel Services Total:</b>		<b>0.00</b>	<b>0.00</b>	<b>79,759.11</b>	<b>527,647.18</b>	<b>527,647.18</b>	<b>-527,647.18</b>
<b>ExpType: 51 - Contractual and Maintenance Services</b>							
<a href="#">100-2501-512210</a>	COMMUNICATIONS SERVICE AGREEME...	0.00	0.00	1,673.45	8,096.50	8,733.50	-8,733.50
<a href="#">100-2501-513200</a>	TRAVEL, TRAINING, MEETINGS	0.00	0.00	4,125.25	8,477.39	8,477.39	-8,477.39
<a href="#">100-2501-513210</a>	MEMBERSHIP DUES, SUBSCR	0.00	0.00	65.06	602.18	602.18	-602.18
<a href="#">100-2501-513300</a>	MOTOR VEHICLES - MAINTENANCE	0.00	0.00	0.00	5,531.54	5,531.54	-5,531.54
<b>ExpType: 51 - Contractual and Maintenance Services Total:</b>		<b>0.00</b>	<b>0.00</b>	<b>5,863.76</b>	<b>22,707.61</b>	<b>23,344.61</b>	<b>-23,344.61</b>
<b>ExpType: 52 - Supplies, Materials and Small Equipment</b>							
<a href="#">100-2501-521300</a>	OFFICE SUPPLIES	0.00	0.00	0.00	4,422.95	4,422.95	-4,422.95
<a href="#">100-2501-522300</a>	WEARING APPAREL	0.00	0.00	1,145.07	1,989.51	1,989.51	-1,989.51
<a href="#">100-2501-522301</a>	TOOLS	0.00	0.00	644.88	3,156.55	3,156.55	-3,156.55
<a href="#">100-2501-522303</a>	RECREATION & EDUCATION	0.00	0.00	0.00	11,438.00	11,438.00	-11,438.00
<a href="#">100-2501-522305</a>	MOTOR VEHICLE FUEL	0.00	0.00	914.18	6,742.99	6,742.99	-6,742.99
<a href="#">100-2501-522312</a>	BUILDING	0.00	0.00	0.00	89.66	89.66	-89.66
<a href="#">100-2501-522316</a>	MOTOR VEHICLES - SUPPLIES	0.00	0.00	377.34	4,323.34	4,323.34	-4,323.34
<b>ExpType: 52 - Supplies, Materials and Small Equipment Total:</b>		<b>0.00</b>	<b>0.00</b>	<b>3,081.47</b>	<b>32,163.00</b>	<b>32,163.00</b>	<b>-32,163.00</b>
<b>Division: 2501 - Fire Prevention Total:</b>		<b>0.00</b>	<b>0.00</b>	<b>88,704.34</b>	<b>582,517.79</b>	<b>583,154.79</b>	<b>-583,154.79</b>
<b>Division: 3000 - Public Works Administration</b>							
<b>ExpType: 50 - Personnel Services</b>							
<a href="#">100-3000-501100</a>	SALARIES	0.00	0.00	24,891.66	161,391.56	161,391.56	-161,391.56
<a href="#">100-3000-501101</a>	LONGEVITY	0.00	0.00	833.00	5,271.00	5,271.00	-5,271.00

## Unaudited Income Statement - Expenses

For Fiscal: 2022-2023 Period Ending: 03/31/2023

		Original Total Budget	Current Total Budget	MTD Activity	YTD Activity	YTD Activity + Encumbrances	Budget Remaining
<a href="#">100-3000-501102</a>	OVERTIME	0.00	0.00	234.43	1,158.01	1,158.01	-1,158.01
<a href="#">100-3000-501106</a>	VEHICLE ALLOWANCE	0.00	0.00	323.08	2,100.02	2,100.02	-2,100.02
<a href="#">100-3000-502100</a>	TAXES	0.00	0.00	1,991.71	12,887.66	12,887.66	-12,887.66
<a href="#">100-3000-502101</a>	RETIREMENT	0.00	0.00	3,900.46	25,069.93	25,069.93	-25,069.93
<a href="#">100-3000-502102</a>	GROUP INSURANCE	0.00	0.00	3,146.64	18,876.23	18,876.23	-18,876.23
<a href="#">100-3000-502103</a>	DISABILITY INSURANCE	0.00	0.00	68.61	443.43	443.43	-443.43
<a href="#">100-3000-502104</a>	WORKERS COMPENSATION INS	0.00	0.00	0.00	2,596.00	2,596.00	-2,596.00
<b>ExpType: 50 - Personnel Services Total:</b>		<b>0.00</b>	<b>0.00</b>	<b>35,389.59</b>	<b>229,793.84</b>	<b>229,793.84</b>	<b>-229,793.84</b>
<b>ExpType: 51 - Contractual and Maintenance Services</b>							
<a href="#">100-3000-512210</a>	COMMUNICATIONS SERVICE AGREEME...	0.00	0.00	928.07	3,167.09	3,167.09	-3,167.09
<a href="#">100-3000-512230</a>	PRINTING	0.00	0.00	0.00	28.50	28.50	-28.50
<a href="#">100-3000-512240</a>	RENTS & CONTRACTUALS	0.00	0.00	0.00	29,567.77	29,567.77	-29,567.77
<a href="#">100-3000-513200</a>	TRAVEL, TRAINING, MEETINGS	0.00	0.00	104.23	104.23	104.23	-104.23
<a href="#">100-3000-513210</a>	MEMBERSHIP DUES, SUBSCR	0.00	0.00	0.00	327.00	327.00	-327.00
<a href="#">100-3000-513300</a>	MOTOR VEHICLES - MAINTENANCE	0.00	0.00	167.00	1,642.00	1,642.00	-1,642.00
<b>ExpType: 51 - Contractual and Maintenance Services Total:</b>		<b>0.00</b>	<b>0.00</b>	<b>1,199.30</b>	<b>34,836.59</b>	<b>34,836.59</b>	<b>-34,836.59</b>
<b>ExpType: 52 - Supplies, Materials and Small Equipment</b>							
<a href="#">100-3000-521300</a>	OFFICE SUPPLIES	0.00	0.00	256.38	679.50	679.50	-679.50
<a href="#">100-3000-522205</a>	MARKETING AND ADVERTISING	0.00	0.00	0.00	1,657.32	1,657.32	-1,657.32
<a href="#">100-3000-522300</a>	WEARING APPAREL	0.00	0.00	0.00	105.00	105.00	-105.00
<a href="#">100-3000-522301</a>	TOOLS	0.00	0.00	0.00	688.44	688.44	-688.44
<a href="#">100-3000-522304</a>	FOOD	0.00	0.00	0.00	31.96	31.96	-31.96
<a href="#">100-3000-522305</a>	MOTOR VEHICLE FUEL	0.00	0.00	507.45	2,236.24	2,236.24	-2,236.24
<a href="#">100-3000-523302</a>	MACHINES & EQUIPMENT	0.00	0.00	0.00	67,949.35	67,949.35	-67,949.35
<b>ExpType: 52 - Supplies, Materials and Small Equipment Total:</b>		<b>0.00</b>	<b>0.00</b>	<b>763.83</b>	<b>73,347.81</b>	<b>73,347.81</b>	<b>-73,347.81</b>
<b>Division: 3000 - Public Works Administration Total:</b>		<b>0.00</b>	<b>0.00</b>	<b>37,352.72</b>	<b>337,978.24</b>	<b>337,978.24</b>	<b>-337,978.24</b>
<b>Division: 3001 - Streets</b>							
<b>ExpType: 50 - Personnel Services</b>							
<a href="#">100-3001-501100</a>	SALARIES	0.00	0.00	110,354.98	712,724.74	712,724.74	-712,724.74
<a href="#">100-3001-501101</a>	LONGEVITY	0.00	0.00	2,310.00	14,329.00	14,329.00	-14,329.00
<a href="#">100-3001-501102</a>	OVERTIME	0.00	0.00	8,857.47	59,371.10	59,371.10	-59,371.10
<a href="#">100-3001-502100</a>	TAXES	0.00	0.00	9,188.53	59,332.38	59,332.38	-59,332.38
<a href="#">100-3001-502101</a>	RETIREMENT	0.00	0.00	17,996.97	115,770.30	115,770.30	-115,770.30
<a href="#">100-3001-502102</a>	GROUP INSURANCE	0.00	0.00	24,350.69	147,659.09	147,659.09	-147,659.09
<a href="#">100-3001-502103</a>	DISABILITY INSURANCE	0.00	0.00	316.54	2,047.83	2,047.83	-2,047.83
<a href="#">100-3001-502104</a>	WORKERS COMPENSATION INS	0.00	0.00	0.00	39,187.00	39,187.00	-39,187.00
<b>ExpType: 50 - Personnel Services Total:</b>		<b>0.00</b>	<b>0.00</b>	<b>173,375.18</b>	<b>1,150,421.44</b>	<b>1,150,421.44</b>	<b>-1,150,421.44</b>
<b>ExpType: 51 - Contractual and Maintenance Services</b>							
<a href="#">100-3001-512210</a>	COMMUNICATIONS SERVICE AGREEME...	0.00	0.00	1,650.65	4,866.67	4,866.67	-4,866.67
<a href="#">100-3001-512220</a>	UTILITIES	0.00	0.00	89,090.31	464,927.53	464,927.53	-464,927.53
<a href="#">100-3001-512230</a>	PRINTING	0.00	0.00	0.00	18,025.40	18,025.40	-18,025.40
<a href="#">100-3001-512240</a>	RENTS & CONTRACTUALS	0.00	0.00	10,098.42	63,501.45	68,853.45	-68,853.45
<a href="#">100-3001-513210</a>	MEMBERSHIP DUES, SUBSCR	0.00	0.00	0.00	109.00	109.00	-109.00
<a href="#">100-3001-513300</a>	MOTOR VEHICLES - MAINTENANCE	0.00	0.00	9,698.94	56,512.06	56,512.06	-56,512.06
<a href="#">100-3001-513302</a>	MACHINES & EQUIPMENT	0.00	0.00	24,694.80	36,159.94	36,159.94	-36,159.94
<a href="#">100-3001-513303</a>	SIGNS & SIGNAL EQUIPMENT	0.00	0.00	20,189.36	86,181.20	112,030.70	-112,030.70
<a href="#">100-3001-513309</a>	OTHER	0.00	0.00	0.00	791.05	791.05	-791.05
<b>ExpType: 51 - Contractual and Maintenance Services Total:</b>		<b>0.00</b>	<b>0.00</b>	<b>155,422.48</b>	<b>731,074.30</b>	<b>762,275.80</b>	<b>-762,275.80</b>
<b>ExpType: 52 - Supplies, Materials and Small Equipment</b>							
<a href="#">100-3001-521300</a>	OFFICE SUPPLIES	0.00	0.00	186.00	715.15	715.15	-715.15
<a href="#">100-3001-522300</a>	WEARING APPAREL	0.00	0.00	723.49	9,829.39	21,985.33	-21,985.33
<a href="#">100-3001-522301</a>	TOOLS	0.00	0.00	748.55	1,683.41	1,683.41	-1,683.41
<a href="#">100-3001-522304</a>	FOOD	0.00	0.00	0.00	452.44	452.44	-452.44
<a href="#">100-3001-522305</a>	MOTOR VEHICLE FUEL	0.00	0.00	11,988.51	65,768.02	65,768.02	-65,768.02
<a href="#">100-3001-522307</a>	CHEMICALS-MEDICAL & LAB	0.00	0.00	31.61	463.92	463.92	-463.92
<a href="#">100-3001-522314</a>	DRAINAGE FACILITIES	0.00	0.00	4,450.42	25,345.24	25,345.24	-25,345.24
<a href="#">100-3001-522315</a>	STREETS AND ALLEYS	0.00	0.00	1,203.54	52,130.38	52,130.38	-52,130.38

## Unaudited Income Statement - Expenses

For Fiscal: 2022-2023 Period Ending: 03/31/2023

		Original Total Budget	Current Total Budget	MTD Activity	YTD Activity	YTD Activity + Encumbrances	Budget Remaining
<a href="#">100-3001-522316</a>	MOTOR VEHICLES - SUPPLIES	0.00	0.00	8,102.37	47,201.73	49,010.73	-49,010.73
<a href="#">100-3001-523302</a>	MACHINES & EQUIPMENT	0.00	0.00	0.00	3,305.50	3,305.50	-3,305.50
<b>ExpType: 52 - Supplies, Materials and Small Equipment Total:</b>		<b>0.00</b>	<b>0.00</b>	<b>27,434.49</b>	<b>206,895.18</b>	<b>220,860.12</b>	<b>-220,860.12</b>
<b>ExpType: 60 - Capital Outlay</b>							
<a href="#">100-3001-605500</a>	MACHINES & EQUIPMENT	0.00	0.00	0.00	165,503.00	0.00	0.00
<b>ExpType: 60 - Capital Outlay Total:</b>		<b>0.00</b>	<b>0.00</b>	<b>0.00</b>	<b>165,503.00</b>	<b>0.00</b>	<b>0.00</b>
<b>Division: 3001 - Streets Total:</b>		<b>0.00</b>	<b>0.00</b>	<b>356,232.15</b>	<b>2,253,893.92</b>	<b>2,133,557.36</b>	<b>-2,133,557.36</b>
<b>Division: 3002 - ROW</b>							
<b>ExpType: 50 - Personnel Services</b>							
<a href="#">100-3002-501100</a>	SALARIES	0.00	0.00	82,484.06	478,439.50	478,439.50	-478,439.50
<a href="#">100-3002-501101</a>	LONGEVITY	0.00	0.00	2,968.00	18,788.00	18,788.00	-18,788.00
<a href="#">100-3002-501102</a>	OVERTIME	0.00	0.00	1,023.94	7,956.43	7,956.43	-7,956.43
<a href="#">100-3002-502100</a>	TAXES	0.00	0.00	6,516.66	37,934.72	37,934.72	-37,934.72
<a href="#">100-3002-502101</a>	RETIREMENT	0.00	0.00	12,807.79	72,213.04	72,213.04	-72,213.04
<a href="#">100-3002-502102</a>	GROUP INSURANCE	0.00	0.00	19,398.70	105,502.20	105,502.20	-105,502.20
<a href="#">100-3002-502103</a>	DISABILITY INSURANCE	0.00	0.00	225.35	1,304.85	1,304.85	-1,304.85
<a href="#">100-3002-502104</a>	WORKERS COMPENSATION INS	0.00	0.00	0.00	17,161.00	17,161.00	-17,161.00
<b>ExpType: 50 - Personnel Services Total:</b>		<b>0.00</b>	<b>0.00</b>	<b>125,424.50</b>	<b>739,299.74</b>	<b>739,299.74</b>	<b>-739,299.74</b>
<b>ExpType: 51 - Contractual and Maintenance Services</b>							
<a href="#">100-3002-512210</a>	COMMUNICATIONS SERVICE AGREEME...	0.00	0.00	454.03	1,688.58	1,688.58	-1,688.58
<a href="#">100-3002-512240</a>	RENTS & CONTRACTUALS	0.00	0.00	327.25	2,250.79	7,602.79	-7,602.79
<a href="#">100-3002-513200</a>	TRAVEL, TRAINING, MEETINGS	0.00	0.00	0.00	968.30	968.30	-968.30
<a href="#">100-3002-513210</a>	MEMBERSHIP DUES, SUBSCR	0.00	0.00	45.00	1,503.00	1,503.00	-1,503.00
<a href="#">100-3002-513300</a>	MOTOR VEHICLES - MAINTENANCE	0.00	0.00	2,356.72	10,849.12	10,849.12	-10,849.12
<a href="#">100-3002-513302</a>	MACHINES & EQUIPMENT	0.00	0.00	2,787.71	46,145.75	46,145.75	-46,145.75
<a href="#">100-3002-513303</a>	SIGNS & SIGNAL EQUIPMENT	0.00	0.00	0.00	0.00	10,918.68	-10,918.68
<a href="#">100-3002-513306</a>	BUILDINGS & STRUCTURES	0.00	0.00	120.15	1,518.10	1,518.10	-1,518.10
<a href="#">100-3002-513309</a>	OTHER	0.00	0.00	3,367.21	25,608.46	25,608.46	-25,608.46
<b>ExpType: 51 - Contractual and Maintenance Services Total:</b>		<b>0.00</b>	<b>0.00</b>	<b>9,458.07</b>	<b>90,532.10</b>	<b>106,802.78</b>	<b>-106,802.78</b>
<b>ExpType: 52 - Supplies, Materials and Small Equipment</b>							
<a href="#">100-3002-521300</a>	OFFICE SUPPLIES	0.00	0.00	59.78	329.90	329.90	-329.90
<a href="#">100-3002-522300</a>	WEARING APPAREL	0.00	0.00	565.75	6,925.39	14,500.51	-14,500.51
<a href="#">100-3002-522301</a>	TOOLS	0.00	0.00	334.79	10,547.16	10,547.16	-10,547.16
<a href="#">100-3002-522302</a>	BOTANICAL & AGRICULTURAL	0.00	0.00	6,280.00	8,785.10	8,785.10	-8,785.10
<a href="#">100-3002-522304</a>	FOOD	0.00	0.00	0.00	397.86	397.86	-397.86
<a href="#">100-3002-522305</a>	MOTOR VEHICLE FUEL	0.00	0.00	5,988.01	37,448.90	37,448.90	-37,448.90
<a href="#">100-3002-522306</a>	JANITORIAL	0.00	0.00	491.56	769.46	769.46	-769.46
<a href="#">100-3002-522307</a>	CHEMICALS-MEDICAL & LAB	0.00	0.00	0.00	469.85	469.85	-469.85
<a href="#">100-3002-522308</a>	OFFICE HARDWARE AND RELATED SOF...	0.00	0.00	0.00	0.00	2,418.71	-2,418.71
<a href="#">100-3002-522316</a>	MOTOR VEHICLES - SUPPLIES	0.00	0.00	5,128.71	17,498.23	17,498.23	-17,498.23
<a href="#">100-3002-523302</a>	MACHINES & EQUIPMENT	0.00	0.00	3,586.16	27,804.02	27,804.02	-27,804.02
<b>ExpType: 52 - Supplies, Materials and Small Equipment Total:</b>		<b>0.00</b>	<b>0.00</b>	<b>22,434.76</b>	<b>110,975.87</b>	<b>120,969.70</b>	<b>-120,969.70</b>
<b>ExpType: 60 - Capital Outlay</b>							
<a href="#">100-3002-605500</a>	MACHINES & EQUIPMENT	0.00	0.00	13,541.00	52,390.32	-26,259.00	26,259.00
<b>ExpType: 60 - Capital Outlay Total:</b>		<b>0.00</b>	<b>0.00</b>	<b>13,541.00</b>	<b>52,390.32</b>	<b>-26,259.00</b>	<b>26,259.00</b>
<b>Division: 3002 - ROW Total:</b>		<b>0.00</b>	<b>0.00</b>	<b>170,858.33</b>	<b>993,198.03</b>	<b>940,813.22</b>	<b>-940,813.22</b>
<b>Division: 4000 - Parks</b>							
<b>ExpType: 50 - Personnel Services</b>							
<a href="#">100-4000-501100</a>	SALARIES	0.00	0.00	111,167.18	737,675.73	737,675.73	-737,675.73
<a href="#">100-4000-501101</a>	LONGEVITY	0.00	0.00	4,984.00	31,745.00	31,745.00	-31,745.00
<a href="#">100-4000-501102</a>	OVERTIME	0.00	0.00	2,226.35	12,583.63	12,583.63	-12,583.63
<a href="#">100-4000-501104</a>	CERTIFICATION PAY	0.00	0.00	76.92	461.52	461.52	-461.52
<a href="#">100-4000-501106</a>	VEHICLE ALLOWANCE	0.00	0.00	346.16	2,250.04	2,250.04	-2,250.04
<a href="#">100-4000-502100</a>	TAXES	0.00	0.00	8,883.87	58,669.20	58,669.20	-58,669.20
<a href="#">100-4000-502101</a>	RETIREMENT	0.00	0.00	17,586.74	115,486.84	115,486.84	-115,486.84
<a href="#">100-4000-502102</a>	GROUP INSURANCE	0.00	0.00	33,433.60	198,787.67	198,787.67	-198,787.67
<a href="#">100-4000-502103</a>	DISABILITY INSURANCE	0.00	0.00	309.40	2,042.84	2,042.84	-2,042.84



## Unaudited Income Statement - Expenses

For Fiscal: 2022-2023 Period Ending: 03/31/2023

		Original Total Budget	Current Total Budget	MTD Activity	YTD Activity	YTD Activity + Encumbrances	Budget Remaining
<a href="#">100-4000-502104</a>	WORKERS COMPENSATION INS	0.00	0.00	0.00	26,024.00	26,024.00	-26,024.00
	<b>ExpType: 50 - Personnel Services Total:</b>	<b>0.00</b>	<b>0.00</b>	<b>179,014.22</b>	<b>1,185,726.47</b>	<b>1,185,726.47</b>	<b>-1,185,726.47</b>
	<b>ExpType: 51 - Contractual and Maintenance Services</b>						
<a href="#">100-4000-512210</a>	COMMUNICATIONS SERVICE AGREEME...	0.00	0.00	1,140.92	2,979.51	2,979.51	-2,979.51
<a href="#">100-4000-512220</a>	UTILITIES	0.00	0.00	1,821.70	20,038.81	20,038.81	-20,038.81
<a href="#">100-4000-512240</a>	RENTS & CONTRACTUALS	0.00	0.00	1,964.39	6,391.70	24,559.70	-24,559.70
<a href="#">100-4000-513210</a>	MEMBERSHIP DUES, SUBSCR	0.00	0.00	0.00	416.94	416.94	-416.94
<a href="#">100-4000-513300</a>	MOTOR VEHICLES - MAINTENANCE	0.00	0.00	25.90	36,656.24	36,656.24	-36,656.24
<a href="#">100-4000-513302</a>	MACHINES & EQUIPMENT	0.00	0.00	0.00	7,718.76	7,718.76	-7,718.76
<a href="#">100-4000-513303</a>	SIGNS & SIGNAL EQUIPMENT	0.00	0.00	2,000.00	5,272.00	5,272.00	-5,272.00
	<b>ExpType: 51 - Contractual and Maintenance Services Total:</b>	<b>0.00</b>	<b>0.00</b>	<b>6,952.91</b>	<b>79,473.96</b>	<b>97,641.96</b>	<b>-97,641.96</b>
	<b>ExpType: 52 - Supplies, Materials and Small Equipment</b>						
<a href="#">100-4000-521300</a>	OFFICE SUPPLIES	0.00	0.00	0.00	2,651.18	2,651.18	-2,651.18
<a href="#">100-4000-522205</a>	MARKETING AND ADVERTISING	0.00	0.00	0.00	1,055.00	1,055.00	-1,055.00
<a href="#">100-4000-522300</a>	WEARING APPAREL	0.00	0.00	1,827.93	19,830.06	32,153.38	-32,153.38
<a href="#">100-4000-522301</a>	TOOLS	0.00	0.00	7,123.43	73,312.29	73,312.29	-73,312.29
<a href="#">100-4000-522302</a>	BOTANICAL & AGRICULTURAL	0.00	0.00	925.00	1,484.86	1,484.86	-1,484.86
<a href="#">100-4000-522303</a>	RECREATION & EDUCATION	0.00	0.00	0.00	3,116.18	-3,055.44	3,055.44
<a href="#">100-4000-522305</a>	MOTOR VEHICLE FUEL	0.00	0.00	5,436.67	31,814.46	31,814.46	-31,814.46
<a href="#">100-4000-522306</a>	JANITORIAL	0.00	0.00	5,335.35	14,433.65	14,433.65	-14,433.65
<a href="#">100-4000-522307</a>	CHEMICALS-MEDICAL & LAB	0.00	0.00	3,419.17	32,088.48	32,088.48	-32,088.48
<a href="#">100-4000-522312</a>	BUILDING	0.00	0.00	6,686.69	49,485.58	49,485.58	-49,485.58
<a href="#">100-4000-522315</a>	STREETS AND ALLEYS	0.00	0.00	1,300.00	4,677.20	4,677.20	-4,677.20
<a href="#">100-4000-522316</a>	MOTOR VEHICLES - SUPPLIES	0.00	0.00	3,264.12	29,114.74	29,114.74	-29,114.74
<a href="#">100-4000-522317</a>	PARKS & PLAYGROUNDS	0.00	0.00	0.00	3,146.46	3,146.46	-3,146.46
<a href="#">100-4000-523302</a>	MACHINES & EQUIPMENT	0.00	0.00	15,676.99	24,167.76	24,167.76	-24,167.76
	<b>ExpType: 52 - Supplies, Materials and Small Equipment Total:</b>	<b>0.00</b>	<b>0.00</b>	<b>50,995.35</b>	<b>290,377.90</b>	<b>296,529.60</b>	<b>-296,529.60</b>
	<b>ExpType: 60 - Capital Outlay</b>						
<a href="#">100-4000-604500</a>	STREETS, ALLEYS, SIDEWALKS	0.00	0.00	0.00	675.00	675.00	-675.00
<a href="#">100-4000-606500</a>	MOTOR VEHICLES	0.00	0.00	238,988.00	453,938.00	0.00	0.00
	<b>ExpType: 60 - Capital Outlay Total:</b>	<b>0.00</b>	<b>0.00</b>	<b>238,988.00</b>	<b>454,613.00</b>	<b>675.00</b>	<b>-675.00</b>
	<b>Division: 4000 - Parks Total:</b>	<b>0.00</b>	<b>0.00</b>	<b>475,950.48</b>	<b>2,010,191.33</b>	<b>1,580,573.03</b>	<b>-1,580,573.03</b>
	<b>Division: 4002 - Recreation</b>						
	<b>ExpType: 50 - Personnel Services</b>						
<a href="#">100-4002-501100</a>	SALARIES	0.00	0.00	61,065.40	368,997.18	368,997.18	-368,997.18
<a href="#">100-4002-501101</a>	LONGEVITY	0.00	0.00	1,239.00	7,812.00	7,812.00	-7,812.00
<a href="#">100-4002-501102</a>	OVERTIME	0.00	0.00	1,028.82	2,144.45	2,144.45	-2,144.45
<a href="#">100-4002-501106</a>	VEHICLE ALLOWANCE	0.00	0.00	323.08	2,100.02	2,100.02	-2,100.02
<a href="#">100-4002-501110</a>	PART-TIME WAGES	0.00	0.00	54,146.35	331,443.41	331,443.41	-331,443.41
<a href="#">100-4002-502100</a>	TAXES	0.00	0.00	8,902.53	53,899.30	53,899.30	-53,899.30
<a href="#">100-4002-502101</a>	RETIREMENT	0.00	0.00	9,381.98	55,768.89	55,768.89	-55,768.89
<a href="#">100-4002-502102</a>	GROUP INSURANCE	0.00	0.00	14,825.08	80,519.95	80,519.95	-80,519.95
<a href="#">100-4002-502103</a>	DISABILITY INSURANCE	0.00	0.00	165.05	988.74	988.74	-988.74
<a href="#">100-4002-502104</a>	WORKERS COMPENSATION INS	0.00	0.00	0.00	32,757.00	32,757.00	-32,757.00
	<b>ExpType: 50 - Personnel Services Total:</b>	<b>0.00</b>	<b>0.00</b>	<b>151,077.29</b>	<b>936,430.94</b>	<b>936,430.94</b>	<b>-936,430.94</b>
	<b>ExpType: 51 - Contractual and Maintenance Services</b>						
<a href="#">100-4002-511200</a>	PROFESSIONAL SERVICES	0.00	0.00	0.00	780.00	780.00	-780.00
<a href="#">100-4002-512210</a>	COMMUNICATIONS SERVICE AGREEME...	0.00	0.00	2,347.26	10,162.45	10,162.45	-10,162.45
<a href="#">100-4002-512220</a>	UTILITIES	0.00	0.00	0.00	53,626.87	53,626.87	-53,626.87
<a href="#">100-4002-512230</a>	PRINTING	0.00	0.00	0.00	2,532.34	2,532.34	-2,532.34
<a href="#">100-4002-512240</a>	RENTS & CONTRACTUALS	0.00	0.00	2,786.40	15,962.08	38,328.08	-38,328.08
<a href="#">100-4002-513200</a>	TRAVEL, TRAINING, MEETINGS	0.00	0.00	1,720.10	5,199.48	5,199.48	-5,199.48
<a href="#">100-4002-513210</a>	MEMBERSHIP DUES, SUBSCR	0.00	0.00	0.00	569.88	569.88	-569.88
<a href="#">100-4002-513300</a>	MOTOR VEHICLES - MAINTENANCE	0.00	0.00	337.81	2,056.50	2,056.50	-2,056.50
<a href="#">100-4002-513306</a>	BUILDINGS & STRUCTURES	0.00	0.00	317.95	3,978.27	3,978.27	-3,978.27
<a href="#">100-4002-513307</a>	SWIMMING POOLS MAINT	0.00	0.00	8,750.60	37,881.10	53,079.12	-53,079.12
	<b>ExpType: 51 - Contractual and Maintenance Services Total:</b>	<b>0.00</b>	<b>0.00</b>	<b>16,260.12</b>	<b>132,748.97</b>	<b>170,312.99</b>	<b>-170,312.99</b>

**Unaudited Income Statement - Expenses**
**For Fiscal: 2022-2023 Period Ending: 03/31/2023**

		Original Total Budget	Current Total Budget	MTD Activity	YTD Activity	YTD Activity + Encumbrances	Budget Remaining
<b>ExpType: 52 - Supplies, Materials and Small Equipment</b>							
<a href="#">100-4002-521300</a>	OFFICE SUPPLIES	0.00	0.00	989.18	3,213.10	3,213.10	-3,213.10
<a href="#">100-4002-522205</a>	MARKETING AND ADVERTISING	0.00	0.00	21,562.53	103,949.45	146,132.45	-146,132.45
<a href="#">100-4002-522300</a>	WEARING APPAREL	0.00	0.00	432.00	2,182.23	4,154.83	-4,154.83
<a href="#">100-4002-522301</a>	TOOLS	0.00	0.00	0.00	114.46	114.46	-114.46
<a href="#">100-4002-522303</a>	RECREATION & EDUCATION	0.00	0.00	5,319.97	46,858.84	55,961.58	-55,961.58
<a href="#">100-4002-522305</a>	MOTOR VEHICLE FUEL	0.00	0.00	587.67	3,226.19	3,226.19	-3,226.19
<a href="#">100-4002-522306</a>	JANITORIAL	0.00	0.00	0.00	79.22	79.22	-79.22
<a href="#">100-4002-522307</a>	CHEMICALS-MEDICAL & LAB	0.00	0.00	0.00	3,800.40	3,800.40	-3,800.40
<a href="#">100-4002-522312</a>	BUILDING	0.00	0.00	1,342.87	1,342.87	1,342.87	-1,342.87
<a href="#">100-4002-522316</a>	MOTOR VEHICLES - SUPPLIES	0.00	0.00	0.00	60.95	60.95	-60.95
<b>ExpType: 52 - Supplies, Materials and Small Equipment Total:</b>		<b>0.00</b>	<b>0.00</b>	<b>30,234.22</b>	<b>164,827.71</b>	<b>218,086.05</b>	<b>-218,086.05</b>
<b>ExpType: 60 - Capital Outlay</b>							
<a href="#">100-4002-605590</a>	OTHER CAPITAL OUTLAY	0.00	0.00	0.00	53,000.00	0.00	0.00
<b>ExpType: 60 - Capital Outlay Total:</b>		<b>0.00</b>	<b>0.00</b>	<b>0.00</b>	<b>53,000.00</b>	<b>0.00</b>	<b>0.00</b>
<b>Division: 4002 - Recreation Total:</b>		<b>0.00</b>	<b>0.00</b>	<b>197,571.63</b>	<b>1,287,007.62</b>	<b>1,324,829.98</b>	<b>-1,324,829.98</b>
<b>Division: 4003 - World Birding Center</b>							
<b>ExpType: 50 - Personnel Services</b>							
<a href="#">100-4003-501100</a>	SALARIES	0.00	0.00	26,040.02	169,132.48	169,132.48	-169,132.48
<a href="#">100-4003-501101</a>	LONGEVITY	0.00	0.00	350.00	2,044.00	2,044.00	-2,044.00
<a href="#">100-4003-501102</a>	OVERTIME	0.00	0.00	149.91	249.22	249.22	-249.22
<a href="#">100-4003-501110</a>	PART-TIME WAGES	0.00	0.00	4,252.71	25,542.03	25,542.03	-25,542.03
<a href="#">100-4003-502100</a>	TAXES	0.00	0.00	2,329.61	14,866.78	14,866.78	-14,866.78
<a href="#">100-4003-502101</a>	RETIREMENT	0.00	0.00	3,922.63	25,198.55	25,198.55	-25,198.55
<a href="#">100-4003-502102</a>	GROUP INSURANCE	0.00	0.00	5,476.70	32,849.37	32,849.37	-32,849.37
<a href="#">100-4003-502103</a>	DISABILITY INSURANCE	0.00	0.00	68.98	445.57	445.57	-445.57
<a href="#">100-4003-502104</a>	WORKERS COMPENSATION INS	0.00	0.00	0.00	6,934.00	6,934.00	-6,934.00
<b>ExpType: 50 - Personnel Services Total:</b>		<b>0.00</b>	<b>0.00</b>	<b>42,590.56</b>	<b>277,262.00</b>	<b>277,262.00</b>	<b>-277,262.00</b>
<b>ExpType: 51 - Contractual and Maintenance Services</b>							
<a href="#">100-4003-512210</a>	COMMUNICATIONS SERVICE AGREEME...	0.00	0.00	1,025.01	5,199.16	5,199.16	-5,199.16
<a href="#">100-4003-512220</a>	UTILITIES	0.00	0.00	899.01	4,749.31	4,749.31	-4,749.31
<a href="#">100-4003-512240</a>	RENTS & CONTRACTUALS	0.00	0.00	1,520.11	9,686.56	32,966.56	-32,966.56
<a href="#">100-4003-513200</a>	TRAVEL, TRAINING, MEETINGS	0.00	0.00	2.30	1,012.30	1,012.30	-1,012.30
<a href="#">100-4003-513210</a>	MEMBERSHIP DUES, SUBSCR	0.00	0.00	34.15	146.88	146.88	-146.88
<a href="#">100-4003-513300</a>	MOTOR VEHICLES - MAINTENANCE	0.00	0.00	4,115.90	6,804.21	6,804.21	-6,804.21
<a href="#">100-4003-513301</a>	OFFICE MAINTENANCE & CONTRACTUAL..	0.00	0.00	0.00	15.44	15.44	-15.44
<a href="#">100-4003-513302</a>	MACHINES & EQUIPMENT	0.00	0.00	1,319.97	1,826.44	1,826.44	-1,826.44
<a href="#">100-4003-513309</a>	OTHER	0.00	0.00	65.00	65.00	65.00	-65.00
<b>ExpType: 51 - Contractual and Maintenance Services Total:</b>		<b>0.00</b>	<b>0.00</b>	<b>8,981.45</b>	<b>29,505.30</b>	<b>52,785.30</b>	<b>-52,785.30</b>
<b>ExpType: 52 - Supplies, Materials and Small Equipment</b>							
<a href="#">100-4003-521300</a>	OFFICE SUPPLIES	0.00	0.00	240.74	1,084.29	1,084.29	-1,084.29
<a href="#">100-4003-521301</a>	OFFICE SUPPLIES - IT	0.00	0.00	9.88	294.82	294.82	-294.82
<a href="#">100-4003-522205</a>	MARKETING AND ADVERTISING	0.00	0.00	357.63	4,585.63	5,941.01	-5,941.01
<a href="#">100-4003-522300</a>	WEARING APPAREL	0.00	0.00	28.72	2,615.17	2,847.07	-2,847.07
<a href="#">100-4003-522301</a>	TOOLS	0.00	0.00	999.22	1,907.38	1,907.38	-1,907.38
<a href="#">100-4003-522302</a>	BOTANICAL & AGRICULTURAL	0.00	0.00	2,397.08	5,758.08	5,758.08	-5,758.08
<a href="#">100-4003-522303</a>	RECREATION & EDUCATION	0.00	0.00	189.47	2,427.31	2,427.31	-2,427.31
<a href="#">100-4003-522304</a>	FOOD	0.00	0.00	110.84	512.80	512.80	-512.80
<a href="#">100-4003-522305</a>	MOTOR VEHICLE FUEL	0.00	0.00	272.36	2,421.47	2,421.47	-2,421.47
<a href="#">100-4003-522306</a>	JANITORIAL	0.00	0.00	37.96	737.46	737.46	-737.46
<a href="#">100-4003-522312</a>	BUILDING	0.00	0.00	0.00	3,578.00	3,578.00	-3,578.00
<a href="#">100-4003-523302</a>	MACHINES & EQUIPMENT	0.00	0.00	179.00	179.00	179.00	-179.00
<b>ExpType: 52 - Supplies, Materials and Small Equipment Total:</b>		<b>0.00</b>	<b>0.00</b>	<b>4,822.90</b>	<b>26,101.41</b>	<b>27,688.69</b>	<b>-27,688.69</b>
<b>ExpType: 55 - Non-Dept - Other</b>							
<a href="#">100-4003-551421</a>	PURCHASES FOR RESALE	0.00	0.00	932.62	5,774.62	5,929.62	-5,929.62
<b>ExpType: 55 - Non-Dept - Other Total:</b>		<b>0.00</b>	<b>0.00</b>	<b>932.62</b>	<b>5,774.62</b>	<b>5,929.62</b>	<b>-5,929.62</b>

## Unaudited Income Statement - Expenses

For Fiscal: 2022-2023 Period Ending: 03/31/2023

		Original Total Budget	Current Total Budget	MTD Activity	YTD Activity	YTD Activity + Encumbrances	Budget Remaining
<b>ExpType: 60 - Capital Outlay</b>							
<a href="#">100-4003-605500</a>	MACHINES & EQUIPMENT	0.00	0.00	293.96	24,527.39	24,527.39	-24,527.39
<a href="#">100-4003-607500</a>	OFFICE FURNITURE	0.00	0.00	3,011.36	15,709.16	15,709.16	-15,709.16
<b>ExpType: 60 - Capital Outlay Total:</b>		<b>0.00</b>	<b>0.00</b>	<b>3,305.32</b>	<b>40,236.55</b>	<b>40,236.55</b>	<b>-40,236.55</b>
<b>Division: 4003 - World Birding Center Total:</b>		<b>0.00</b>	<b>0.00</b>	<b>60,632.85</b>	<b>378,879.88</b>	<b>403,902.16</b>	<b>-403,902.16</b>
<b>Division: 4004 - Bldg Maint</b>							
<b>ExpType: 50 - Personnel Services</b>							
<a href="#">100-4004-501100</a>	SALARIES	0.00	0.00	70,180.77	522,049.76	522,049.76	-522,049.76
<a href="#">100-4004-501101</a>	LONGEVITY	0.00	0.00	3,759.00	27,685.00	27,685.00	-27,685.00
<a href="#">100-4004-501102</a>	OVERTIME	0.00	0.00	4,111.79	30,127.62	30,127.62	-30,127.62
<a href="#">100-4004-501110</a>	PART-TIME WAGES	0.00	0.00	998.40	6,066.49	6,066.49	-6,066.49
<a href="#">100-4004-502100</a>	TAXES	0.00	0.00	5,990.27	44,198.30	44,198.30	-44,198.30
<a href="#">100-4004-502101</a>	RETIREMENT	0.00	0.00	11,693.77	86,252.96	86,252.96	-86,252.96
<a href="#">100-4004-502102</a>	GROUP INSURANCE	0.00	0.00	20,766.94	120,821.55	120,821.55	-120,821.55
<a href="#">100-4004-502103</a>	DISABILITY INSURANCE	0.00	0.00	203.11	1,509.63	1,509.63	-1,509.63
<a href="#">100-4004-502104</a>	WORKERS COMPENSATION INS	0.00	0.00	0.00	26,499.00	26,499.00	-26,499.00
<b>ExpType: 50 - Personnel Services Total:</b>		<b>0.00</b>	<b>0.00</b>	<b>117,704.05</b>	<b>865,210.31</b>	<b>865,210.31</b>	<b>-865,210.31</b>
<b>ExpType: 51 - Contractual and Maintenance Services</b>							
<a href="#">100-4004-512210</a>	COMMUNICATIONS SERVICE AGREEME...	0.00	0.00	346.30	977.81	977.81	-977.81
<a href="#">100-4004-512220</a>	UTILITIES	0.00	0.00	47,681.14	278,028.60	278,028.60	-278,028.60
<a href="#">100-4004-512240</a>	RENTS & CONTRACTUALS	0.00	0.00	3,719.93	31,716.65	41,400.65	-41,400.65
<a href="#">100-4004-513210</a>	MEMBERSHIP DUES, SUBSCR	0.00	0.00	0.00	45.00	45.00	-45.00
<a href="#">100-4004-513300</a>	MOTOR VEHICLES - MAINTENANCE	0.00	0.00	2,907.50	4,535.99	4,535.99	-4,535.99
<a href="#">100-4004-513301</a>	OFFICE MAINTENANCE & CONTRACTUAL..	0.00	0.00	34.50	199.25	199.25	-199.25
<a href="#">100-4004-513302</a>	MACHINES & EQUIPMENT	0.00	0.00	1,955.31	2,819.71	2,819.71	-2,819.71
<a href="#">100-4004-513306</a>	BUILDINGS & STRUCTURES	0.00	0.00	36,730.78	153,309.97	23,129.97	-23,129.97
<a href="#">100-4004-513310</a>	AIR CONDITIONING UNITS	0.00	0.00	10,839.50	78,453.66	78,453.66	-78,453.66
<b>ExpType: 51 - Contractual and Maintenance Services Total:</b>		<b>0.00</b>	<b>0.00</b>	<b>104,214.96</b>	<b>550,086.64</b>	<b>429,590.64</b>	<b>-429,590.64</b>
<b>ExpType: 52 - Supplies, Materials and Small Equipment</b>							
<a href="#">100-4004-521300</a>	OFFICE SUPPLIES	0.00	0.00	0.00	506.63	506.63	-506.63
<a href="#">100-4004-522300</a>	WEARING APPAREL	0.00	0.00	1,203.31	8,202.14	12,889.99	-12,889.99
<a href="#">100-4004-522301</a>	TOOLS	0.00	0.00	188.50	1,005.18	1,005.18	-1,005.18
<a href="#">100-4004-522305</a>	MOTOR VEHICLE FUEL	0.00	0.00	1,139.57	7,434.59	7,434.59	-7,434.59
<a href="#">100-4004-522306</a>	JANITORIAL	0.00	0.00	-2,455.18	59,973.69	59,973.69	-59,973.69
<a href="#">100-4004-522312</a>	BUILDING	0.00	0.00	5,184.21	25,157.49	25,157.49	-25,157.49
<a href="#">100-4004-522316</a>	MOTOR VEHICLES - SUPPLIES	0.00	0.00	189.10	2,017.31	2,017.31	-2,017.31
<b>ExpType: 52 - Supplies, Materials and Small Equipment Total:</b>		<b>0.00</b>	<b>0.00</b>	<b>5,449.51</b>	<b>104,297.03</b>	<b>108,984.88</b>	<b>-108,984.88</b>
<b>ExpType: 60 - Capital Outlay</b>							
<a href="#">100-4004-603500</a>	BUILDING AND STRUCTURES	0.00	0.00	3,904.61	134,058.11	0.00	0.00
<b>ExpType: 60 - Capital Outlay Total:</b>		<b>0.00</b>	<b>0.00</b>	<b>3,904.61</b>	<b>134,058.11</b>	<b>0.00</b>	<b>0.00</b>
<b>Division: 4004 - Bldg Maint Total:</b>		<b>0.00</b>	<b>0.00</b>	<b>231,273.13</b>	<b>1,653,652.09</b>	<b>1,403,785.83</b>	<b>-1,403,785.83</b>
<b>Division: 4100 - Library</b>							
<b>ExpType: 50 - Personnel Services</b>							
<a href="#">100-4100-501100</a>	SALARIES	0.00	0.00	88,844.43	603,392.96	603,392.96	-603,392.96
<a href="#">100-4100-501101</a>	LONGEVITY	0.00	0.00	2,870.00	18,228.00	18,228.00	-18,228.00
<a href="#">100-4100-501102</a>	OVERTIME	0.00	0.00	2,046.68	11,477.50	11,477.50	-11,477.50
<a href="#">100-4100-501106</a>	VEHICLE ALLOWANCE	0.00	0.00	323.08	2,100.02	2,100.02	-2,100.02
<a href="#">100-4100-502100</a>	TAXES	0.00	0.00	7,075.51	47,842.66	47,842.66	-47,842.66
<a href="#">100-4100-502101</a>	RETIREMENT	0.00	0.00	13,905.62	93,356.84	93,356.84	-93,356.84
<a href="#">100-4100-502102</a>	GROUP INSURANCE	0.00	0.00	18,918.64	117,922.07	117,922.07	-117,922.07
<a href="#">100-4100-502103</a>	DISABILITY INSURANCE	0.00	0.00	244.64	1,651.56	1,651.56	-1,651.56
<a href="#">100-4100-502104</a>	WORKERS COMPENSATION INS	0.00	0.00	0.00	5,172.00	5,172.00	-5,172.00
<b>ExpType: 50 - Personnel Services Total:</b>		<b>0.00</b>	<b>0.00</b>	<b>134,228.60</b>	<b>901,143.61</b>	<b>901,143.61</b>	<b>-901,143.61</b>
<b>ExpType: 51 - Contractual and Maintenance Services</b>							
<a href="#">100-4100-511200</a>	PROFESSIONAL SERVICES	0.00	0.00	36,826.75	125,653.25	135,930.25	-135,930.25
<a href="#">100-4100-512210</a>	COMMUNICATIONS SERVICE AGREEME...	0.00	0.00	2,026.52	7,124.38	7,442.98	-7,442.98
<a href="#">100-4100-512230</a>	PRINTING	0.00	0.00	750.00	750.00	750.00	-750.00



## Unaudited Income Statement - Expenses

For Fiscal: 2022-2023 Period Ending: 03/31/2023

		Original Total Budget	Current Total Budget	MTD Activity	YTD Activity	YTD Activity + Encumbrances	Budget Remaining
<a href="#">100-4100-512240</a>	RENTS & CONTRACTUALS	0.00	0.00	1,795.40	8,238.91	43,414.28	-43,414.28
<a href="#">100-4100-513200</a>	TRAVEL, TRAINING, MEETINGS	0.00	0.00	330.20	6,326.99	6,326.99	-6,326.99
<a href="#">100-4100-513210</a>	MEMBERSHIP DUES, SUBSCR	0.00	0.00	67.99	4,414.48	4,414.48	-4,414.48
<a href="#">100-4100-513300</a>	MOTOR VEHICLES - MAINTENANCE	0.00	0.00	374.76	1,000.26	1,000.26	-1,000.26
<a href="#">100-4100-513301</a>	OFFICE MAINTENANCE & CONTRACTUAL..	0.00	0.00	741.00	1,809.93	1,809.93	-1,809.93
<a href="#">100-4100-513302</a>	MACHINES & EQUIPMENT MAINT	0.00	0.00	0.00	3,440.00	3,440.00	-3,440.00
<a href="#">100-4100-513306</a>	BUILDINGS & STRUCTURES	0.00	0.00	159.93	159.93	159.93	-159.93
<b>ExpType: 51 - Contractual and Maintenance Services Total:</b>		<b>0.00</b>	<b>0.00</b>	<b>43,072.55</b>	<b>158,918.13</b>	<b>204,689.10</b>	<b>-204,689.10</b>
<b>ExpType: 52 - Supplies, Materials and Small Equipment</b>							
<a href="#">100-4100-521300</a>	OFFICE SUPPLIES	0.00	0.00	2,148.32	13,296.91	14,993.68	-14,993.68
<a href="#">100-4100-522300</a>	WEARING APPAREL	0.00	0.00	0.00	1,662.00	1,662.00	-1,662.00
<a href="#">100-4100-522304</a>	FOOD	0.00	0.00	238.11	3,445.20	3,445.20	-3,445.20
<a href="#">100-4100-522305</a>	MOTOR VEHICLE FUEL	0.00	0.00	75.27	1,055.19	1,055.19	-1,055.19
<a href="#">100-4100-522306</a>	JANITORIAL	0.00	0.00	258.56	908.04	908.04	-908.04
<a href="#">100-4100-522308</a>	OFFICE HARDWARE AND RELATED SOF...	0.00	0.00	0.00	0.00	17,888.74	-17,888.74
<a href="#">100-4100-523390</a>	OTHER MATERIALS	0.00	0.00	2,241.33	54,673.03	56,617.86	-56,617.86
<b>ExpType: 52 - Supplies, Materials and Small Equipment Total:</b>		<b>0.00</b>	<b>0.00</b>	<b>4,961.59</b>	<b>75,040.37</b>	<b>96,570.71</b>	<b>-96,570.71</b>
<b>ExpType: 55 - Non-Dept - Other</b>							
<a href="#">100-4100-551421</a>	PURCHASES FOR RESALE	0.00	0.00	5,201.04	15,262.04	15,262.04	-15,262.04
<b>ExpType: 55 - Non-Dept - Other Total:</b>		<b>0.00</b>	<b>0.00</b>	<b>5,201.04</b>	<b>15,262.04</b>	<b>15,262.04</b>	<b>-15,262.04</b>
<b>ExpType: 60 - Capital Outlay</b>							
<a href="#">100-4100-605590</a>	OTHER CAPITAL OUTLAY	0.00	0.00	65,300.00	65,300.00	0.00	0.00
<b>ExpType: 60 - Capital Outlay Total:</b>		<b>0.00</b>	<b>0.00</b>	<b>65,300.00</b>	<b>65,300.00</b>	<b>0.00</b>	<b>0.00</b>
<b>Division: 4100 - Library Total:</b>		<b>0.00</b>	<b>0.00</b>	<b>252,763.78</b>	<b>1,215,664.15</b>	<b>1,217,665.46</b>	<b>-1,217,665.46</b>
<b>Division: 5000 - Grants Administration</b>							
<b>ExpType: 50 - Personnel Services</b>							
<a href="#">100-5000-501100</a>	SALARIES	0.00	0.00	26,788.62	166,071.69	166,071.69	-166,071.69
<a href="#">100-5000-501101</a>	LONGEVITY	0.00	0.00	399.00	2,485.00	2,485.00	-2,485.00
<a href="#">100-5000-501106</a>	VEHICLE ALLOWANCE	0.00	0.00	323.08	2,100.02	2,100.02	-2,100.02
<a href="#">100-5000-502100</a>	TAXES	0.00	0.00	2,056.76	12,805.40	12,805.40	-12,805.40
<a href="#">100-5000-502101</a>	RETIREMENT	0.00	0.00	4,066.10	25,088.02	25,088.02	-25,088.02
<a href="#">100-5000-502102</a>	GROUP INSURANCE	0.00	0.00	2,745.78	15,611.82	15,611.82	-15,611.82
<a href="#">100-5000-502103</a>	DISABILITY INSURANCE	0.00	0.00	71.52	443.72	443.72	-443.72
<a href="#">100-5000-502104</a>	WORKERS COMPENSATION INS	0.00	0.00	0.00	814.00	814.00	-814.00
<b>ExpType: 50 - Personnel Services Total:</b>		<b>0.00</b>	<b>0.00</b>	<b>36,450.86</b>	<b>225,419.67</b>	<b>225,419.67</b>	<b>-225,419.67</b>
<b>ExpType: 51 - Contractual and Maintenance Services</b>							
<a href="#">100-5000-511200</a>	PROFESSIONAL SERVICES	0.00	0.00	0.00	1,546.10	1,546.10	-1,546.10
<a href="#">100-5000-512210</a>	COMMUNICATIONS SERVICE AGREEME...	0.00	0.00	495.74	1,384.92	1,384.92	-1,384.92
<a href="#">100-5000-512230</a>	PRINTING	0.00	0.00	0.00	134.19	134.19	-134.19
<a href="#">100-5000-512240</a>	RENTS & CONTRACTUALS	0.00	0.00	184.35	643.72	4,939.72	-4,939.72
<a href="#">100-5000-512241</a>	RENTS & CONTRACTUALS - IT	0.00	0.00	0.00	130.60	130.60	-130.60
<a href="#">100-5000-513200</a>	TRAVEL, TRAINING, MEETINGS	0.00	0.00	0.00	2,195.16	2,195.16	-2,195.16
<a href="#">100-5000-513210</a>	MEMBERSHIP DUES, SUBSCR	0.00	0.00	0.00	1,077.00	1,077.00	-1,077.00
<a href="#">100-5000-513300</a>	MOTOR VEHICLES - MAINTENANCE	0.00	0.00	0.00	321.75	321.75	-321.75
<b>ExpType: 51 - Contractual and Maintenance Services Total:</b>		<b>0.00</b>	<b>0.00</b>	<b>680.09</b>	<b>7,433.44</b>	<b>11,729.44</b>	<b>-11,729.44</b>
<b>ExpType: 52 - Supplies, Materials and Small Equipment</b>							
<a href="#">100-5000-521300</a>	OFFICE SUPPLIES	0.00	0.00	0.00	741.32	741.32	-741.32
<a href="#">100-5000-522304</a>	FOOD	0.00	0.00	45.23	263.45	263.45	-263.45
<b>ExpType: 52 - Supplies, Materials and Small Equipment Total:</b>		<b>0.00</b>	<b>0.00</b>	<b>45.23</b>	<b>1,004.77</b>	<b>1,004.77</b>	<b>-1,004.77</b>
<b>Division: 5000 - Grants Administration Total:</b>		<b>0.00</b>	<b>0.00</b>	<b>37,176.18</b>	<b>233,857.88</b>	<b>238,153.88</b>	<b>-238,153.88</b>
<b>Division: 5900 - Building Safety</b>							
<b>ExpType: 50 - Personnel Services</b>							
<a href="#">100-5900-501100</a>	SALARIES	0.00	0.00	99,772.04	641,840.95	641,840.95	-641,840.95
<a href="#">100-5900-501101</a>	LONGEVITY	0.00	0.00	2,212.00	14,049.00	14,049.00	-14,049.00
<a href="#">100-5900-501102</a>	OVERTIME	0.00	0.00	1,625.31	5,469.83	5,469.83	-5,469.83
<a href="#">100-5900-501104</a>	CERTIFICATION PAY	0.00	0.00	2,788.37	14,999.50	14,999.50	-14,999.50

## Unaudited Income Statement - Expenses

For Fiscal: 2022-2023 Period Ending: 03/31/2023

		Original Total Budget	Current Total Budget	MTD Activity	YTD Activity	YTD Activity + Encumbrances	Budget Remaining
<a href="#">100-5900-501106</a>	VEHICLE ALLOWANCE	0.00	0.00	323.08	2,100.02	2,100.02	-2,100.02
<a href="#">100-5900-502100</a>	TAXES	0.00	0.00	7,935.95	50,390.11	50,390.11	-50,390.11
<a href="#">100-5900-502101</a>	RETIREMENT	0.00	0.00	15,777.76	102,121.52	102,121.52	-102,121.52
<a href="#">100-5900-502102</a>	GROUP INSURANCE	0.00	0.00	19,785.40	119,285.86	119,285.86	-119,285.86
<a href="#">100-5900-502103</a>	DISABILITY INSURANCE	0.00	0.00	277.54	1,759.76	1,759.76	-1,759.76
<a href="#">100-5900-502104</a>	WORKERS COMPENSATION INS	0.00	0.00	0.00	6,928.00	6,928.00	-6,928.00
<b>ExpType: 50 - Personnel Services Total:</b>		<b>0.00</b>	<b>0.00</b>	<b>150,497.45</b>	<b>958,944.55</b>	<b>958,944.55</b>	<b>-958,944.55</b>
<b>ExpType: 51 - Contractual and Maintenance Services</b>							
<a href="#">100-5900-512210</a>	COMMUNICATIONS SERVICE AGREEME...	0.00	0.00	6,021.26	15,851.01	24,827.01	-24,827.01
<a href="#">100-5900-512230</a>	PRINTING	0.00	0.00	291.45	3,163.63	3,163.63	-3,163.63
<a href="#">100-5900-513200</a>	TRAVEL, TRAINING, MEETINGS	0.00	0.00	180.94	10,663.97	10,663.97	-10,663.97
<a href="#">100-5900-513300</a>	MOTOR VEHICLES - MAINTENANCE	0.00	0.00	303.34	2,497.81	2,497.81	-2,497.81
<a href="#">100-5900-513301</a>	OFFICE MAINTENANCE & CONTRACTUAL...	0.00	0.00	377.00	107,016.77	107,016.77	-107,016.77
<a href="#">100-5900-513309</a>	CLEANING, MOWING & DEMOLITION M...	0.00	0.00	3,923.00	29,845.50	29,845.50	-29,845.50
<b>ExpType: 51 - Contractual and Maintenance Services Total:</b>		<b>0.00</b>	<b>0.00</b>	<b>11,096.99</b>	<b>169,038.69</b>	<b>178,014.69</b>	<b>-178,014.69</b>
<b>ExpType: 52 - Supplies, Materials and Small Equipment</b>							
<a href="#">100-5900-521300</a>	OFFICE SUPPLIES	0.00	0.00	365.24	4,688.35	4,688.35	-4,688.35
<a href="#">100-5900-522205</a>	MARKETING AND ADVERTISING	0.00	0.00	0.00	200.00	200.00	-200.00
<a href="#">100-5900-522300</a>	WEARING APPAREL	0.00	0.00	1,112.00	8,742.27	8,742.27	-8,742.27
<a href="#">100-5900-522301</a>	TOOLS	0.00	0.00	91.75	1,789.38	1,789.38	-1,789.38
<a href="#">100-5900-522304</a>	FOOD	0.00	0.00	94.90	312.76	312.76	-312.76
<a href="#">100-5900-522305</a>	MOTOR VEHICLE FUEL	0.00	0.00	1,488.74	9,609.81	9,609.81	-9,609.81
<a href="#">100-5900-522308</a>	OFFICE HARDWARE AND RELATED SOF...	0.00	0.00	0.00	1,125.73	1,125.73	-1,125.73
<a href="#">100-5900-522316</a>	MOTOR VEHICLES - SUPPLIES	0.00	0.00	96.67	535.46	535.46	-535.46
<b>ExpType: 52 - Supplies, Materials and Small Equipment Total:</b>		<b>0.00</b>	<b>0.00</b>	<b>3,249.30</b>	<b>27,003.76</b>	<b>27,003.76</b>	<b>-27,003.76</b>
<b>Division: 5900 - Building Safety Total:</b>		<b>0.00</b>	<b>0.00</b>	<b>164,843.74</b>	<b>1,154,987.00</b>	<b>1,163,963.00</b>	<b>-1,163,963.00</b>
<b>Division: 8000 - EEDC Administration</b>							
<b>ExpType: 50 - Personnel Services</b>							
<a href="#">100-8000-501100</a>	SALARIES	0.00	0.00	0.00	2,115.38	2,115.38	-2,115.38
<a href="#">100-8000-502100</a>	TAXES	0.00	0.00	0.00	170.55	170.55	-170.55
<a href="#">100-8000-502101</a>	RETIREMENT	0.00	0.00	0.00	309.48	309.48	-309.48
<a href="#">100-8000-502102</a>	GROUP INSURANCE	0.00	0.00	0.00	246.71	246.71	-246.71
<a href="#">100-8000-502103</a>	DISABILITY INSURANCE	0.00	0.00	0.00	5.50	5.50	-5.50
<a href="#">100-8000-502104</a>	WORKERS COMPENSATION INS	0.00	0.00	0.00	460.00	460.00	-460.00
<b>ExpType: 50 - Personnel Services Total:</b>		<b>0.00</b>	<b>0.00</b>	<b>0.00</b>	<b>3,307.62</b>	<b>3,307.62</b>	<b>-3,307.62</b>
<b>ExpType: 51 - Contractual and Maintenance Services</b>							
<a href="#">100-8000-512210</a>	COMMUNICATIONS SERVICES AGREEM...	0.00	0.00	0.00	241.35	241.35	-241.35
<b>ExpType: 51 - Contractual and Maintenance Services Total:</b>		<b>0.00</b>	<b>0.00</b>	<b>0.00</b>	<b>241.35</b>	<b>241.35</b>	<b>-241.35</b>
<b>Division: 8000 - EEDC Administration Total:</b>		<b>0.00</b>	<b>0.00</b>	<b>0.00</b>	<b>3,548.97</b>	<b>3,548.97</b>	<b>-3,548.97</b>
<b>Division: 9500 - Non-Departmental</b>							
<b>ExpType: 51 - Contractual and Maintenance Services</b>							
<a href="#">100-9500-513230</a>	CREDIT CARD MERCHANT CHARGES	0.00	0.00	147.12	20,662.30	20,662.30	-20,662.30
<a href="#">100-9500-514005</a>	CONTR/INCENTIVE-CHAMBER OF COM...	0.00	0.00	13,333.37	80,000.22	160,000.00	-160,000.00
<a href="#">100-9500-514007</a>	CONTR/INCENTIVE-MUSEUM OF SO TX	0.00	0.00	13,333.00	80,000.00	160,000.00	-160,000.00
<a href="#">100-9500-514010</a>	STATE OF THE CITY ADDRESS	0.00	0.00	28,659.00	28,659.00	28,659.00	-28,659.00
<a href="#">100-9500-514021</a>	CONTR/INCENTIVE-HUMANE SOCIETY	0.00	0.00	49,375.00	1,145,787.00	1,199,787.00	-1,199,787.00
<b>ExpType: 51 - Contractual and Maintenance Services Total:</b>		<b>0.00</b>	<b>0.00</b>	<b>104,847.49</b>	<b>1,355,108.52</b>	<b>1,569,108.30</b>	<b>-1,569,108.30</b>
<b>ExpType: 55 - Non-Dept - Other</b>							
<a href="#">100-9500-522502</a>	PD-LRGVDC-911 DISPATCH CENTER TRA...	0.00	0.00	649.90	649.90	649.90	-649.90
<a href="#">100-9500-551401</a>	FLAT RATE ASSESSMENT	0.00	0.00	0.00	5,910.65	5,910.65	-5,910.65
<a href="#">100-9500-551402</a>	GENERAL INSURANCE	0.00	0.00	1,823.23	924,344.62	924,344.62	-924,344.62
<a href="#">100-9500-551404</a>	CNTY APPRAISAL SERVICE	0.00	0.00	98,844.00	292,910.00	292,910.00	-292,910.00
<a href="#">100-9500-551406</a>	PROPERTY TAX COLLECTION SERVICE	0.00	0.00	6,752.00	55,850.05	55,850.05	-55,850.05
<a href="#">100-9500-552207</a>	CONTRIBUTIONS OTHER	0.00	0.00	11,000.00	11,000.00	11,000.00	-11,000.00
<b>ExpType: 55 - Non-Dept - Other Total:</b>		<b>0.00</b>	<b>0.00</b>	<b>119,069.13</b>	<b>1,290,665.22</b>	<b>1,290,665.22</b>	<b>-1,290,665.22</b>

## Unaudited Income Statement - Expenses

For Fiscal: 2022-2023 Period Ending: 03/31/2023

		Original Total Budget	Current Total Budget	MTD Activity	YTD Activity	YTD Activity + Encumbrances	Budget Remaining
<b>ExpType: 70 - Debt Service</b>							
<a href="#">100-9500-701750</a>	LEASES PAYABLE PRINCIPAL	0.00	0.00	238,603.86	1,703,550.44	1,703,550.44	-1,703,550.44
<a href="#">100-9500-702731</a>	LEASES PAYABLE INTEREST	0.00	0.00	20,086.93	124,140.33	124,140.33	-124,140.33
<b>ExpType: 70 - Debt Service Total:</b>		<b>0.00</b>	<b>0.00</b>	<b>258,690.79</b>	<b>1,827,690.77</b>	<b>1,827,690.77</b>	<b>-1,827,690.77</b>
<b>Division: 9500 - Non-Departmental Total:</b>		<b>0.00</b>	<b>0.00</b>	<b>482,607.41</b>	<b>4,473,464.51</b>	<b>4,687,464.29</b>	<b>-4,687,464.29</b>
<b>Expense Total:</b>		<b>0.00</b>	<b>0.00</b>	<b>6,859,429.74</b>	<b>40,397,852.97</b>	<b>39,932,532.39</b>	<b>-39,932,532.39</b>
<b>Fund: 100 - GENERAL FUND Total:</b>		<b>0.00</b>	<b>0.00</b>	<b>6,859,429.74</b>	<b>40,397,852.97</b>	<b>39,932,532.39</b>	<b>-39,932,532.39</b>
<b>Fund: 113 - HOTEL OCCUPANCY TAX FUND</b>							
<b>Expense</b>							
<b>Division: 9500 - Non-Departmental</b>							
<b>ExpType: 51 - Contractual and Maintenance Services</b>							
<a href="#">113-9500-512230</a>	PRINTING SERVICES	0.00	0.00	0.00	2,516.40	2,516.40	-2,516.40
<b>ExpType: 51 - Contractual and Maintenance Services Total:</b>		<b>0.00</b>	<b>0.00</b>	<b>0.00</b>	<b>2,516.40</b>	<b>2,516.40</b>	<b>-2,516.40</b>
<b>ExpType: 55 - Non-Dept - Other</b>							
<a href="#">113-9500-551310</a>	ART EXHIBITS/RECEPTIONS	0.00	0.00	0.00	242.01	242.01	-242.01
<a href="#">113-9500-551311</a>	FINE ARTS INSURANCE	0.00	0.00	0.00	800.00	800.00	-800.00
<a href="#">113-9500-551313</a>	CULTURAL FESTIVALS & EVENTS	0.00	0.00	675.00	3,129.00	3,129.00	-3,129.00
<a href="#">113-9500-551317</a>	CITY EVENTS	0.00	0.00	6,408.24	26,711.30	26,711.30	-26,711.30
<a href="#">113-9500-551318</a>	CITY FESTIVALS	0.00	0.00	630.00	2,630.00	2,630.00	-2,630.00
<a href="#">113-9500-551418</a>	OTHER PROMOTIONAL EXPENSES	0.00	0.00	0.00	2,853.42	2,853.42	-2,853.42
<a href="#">113-9500-551564</a>	EVENT RENTALS	0.00	0.00	0.00	16,999.50	16,999.50	-16,999.50
<a href="#">113-9500-551566</a>	PRODUCTION RENTAL	0.00	0.00	0.00	450.00	450.00	-450.00
<a href="#">113-9500-551567</a>	TABLE/CHAIR RENTALS	0.00	0.00	0.00	1,027.50	1,027.50	-1,027.50
<a href="#">113-9500-551569</a>	PORTABLE RESTROOMS	0.00	0.00	822.75	822.75	822.75	-822.75
<a href="#">113-9500-551570</a>	STORAGE UNITS	0.00	0.00	360.00	2,480.00	2,480.00	-2,480.00
<a href="#">113-9500-551571</a>	DRY CLEANING OF LINENS	0.00	0.00	137.50	375.10	375.10	-375.10
<a href="#">113-9500-551572</a>	TENTS, FLOAT DECORATIONS, SPECIAL ...	0.00	0.00	9,679.36	24,542.74	24,542.74	-24,542.74
<b>ExpType: 55 - Non-Dept - Other Total:</b>		<b>0.00</b>	<b>0.00</b>	<b>18,712.85</b>	<b>83,063.32</b>	<b>83,063.32</b>	<b>-83,063.32</b>
<b>ExpType: 60 - Capital Outlay</b>							
<a href="#">113-9500-605510</a>	AMPHITHEATER EQUIPMENT	0.00	0.00	0.00	3,225.50	3,225.50	-3,225.50
<b>ExpType: 60 - Capital Outlay Total:</b>		<b>0.00</b>	<b>0.00</b>	<b>0.00</b>	<b>3,225.50</b>	<b>3,225.50</b>	<b>-3,225.50</b>
<b>ExpType: 80 - Grants Incentives</b>							
<a href="#">113-9500-800405</a>	EDINBURG CONVENTION & VISITOR'S	0.00	0.00	17,916.63	110,342.60	217,842.82	-217,842.82
<a href="#">113-9500-800411</a>	MUSEUM OF SOUTH TEXAS	0.00	0.00	7,916.00	47,500.00	95,000.00	-95,000.00
<b>ExpType: 80 - Grants Incentives Total:</b>		<b>0.00</b>	<b>0.00</b>	<b>25,832.63</b>	<b>157,842.60</b>	<b>312,842.82</b>	<b>-312,842.82</b>
<b>Division: 9500 - Non-Departmental Total:</b>		<b>0.00</b>	<b>0.00</b>	<b>44,545.48</b>	<b>246,647.82</b>	<b>401,648.04</b>	<b>-401,648.04</b>
<b>Expense Total:</b>		<b>0.00</b>	<b>0.00</b>	<b>44,545.48</b>	<b>246,647.82</b>	<b>401,648.04</b>	<b>-401,648.04</b>
<b>Fund: 113 - HOTEL OCCUPANCY TAX FUND Total:</b>		<b>0.00</b>	<b>0.00</b>	<b>44,545.48</b>	<b>246,647.82</b>	<b>401,648.04</b>	<b>-401,648.04</b>
<b>Fund: 150 - DEBT SERVICE FUND</b>							
<b>Expense</b>							
<b>Division: 9500 - Non-Departmental</b>							
<b>ExpType: 70 - Debt Service</b>							
<a href="#">150-9500-701700</a>	BOND PRINCIPAL PAYMENT	0.00	0.00	0.00	4,398,084.24	4,398,084.24	-4,398,084.24
<a href="#">150-9500-702701</a>	BOND INTEREST EXPENSE	0.00	0.00	0.00	1,738,152.96	1,738,152.96	-1,738,152.96
<a href="#">150-9500-703100</a>	BOND FEES	0.00	0.00	750.00	5,000.00	5,000.00	-5,000.00
<b>ExpType: 70 - Debt Service Total:</b>		<b>0.00</b>	<b>0.00</b>	<b>750.00</b>	<b>6,141,237.20</b>	<b>6,141,237.20</b>	<b>-6,141,237.20</b>
<b>Division: 9500 - Non-Departmental Total:</b>		<b>0.00</b>	<b>0.00</b>	<b>750.00</b>	<b>6,141,237.20</b>	<b>6,141,237.20</b>	<b>-6,141,237.20</b>
<b>Expense Total:</b>		<b>0.00</b>	<b>0.00</b>	<b>750.00</b>	<b>6,141,237.20</b>	<b>6,141,237.20</b>	<b>-6,141,237.20</b>
<b>Fund: 150 - DEBT SERVICE FUND Total:</b>		<b>0.00</b>	<b>0.00</b>	<b>750.00</b>	<b>6,141,237.20</b>	<b>6,141,237.20</b>	<b>-6,141,237.20</b>
<b>Fund: 200 - UTILITY FUND</b>							
<b>Expense</b>							
<b>Division: 0500 - Finance</b>							
<b>ExpType: 50 - Personnel Services</b>							
<a href="#">200-0500-501100</a>	SALARIES	0.00	0.00	21,075.61	138,689.71	138,689.71	-138,689.71

## Unaudited Income Statement - Expenses

For Fiscal: 2022-2023 Period Ending: 03/31/2023

		Original Total Budget	Current Total Budget	MTD Activity	YTD Activity	YTD Activity + Encumbrances	Budget Remaining
<a href="#">200-0500-501101</a>	LONGEVITY	0.00	0.00	840.00	5,257.00	5,257.00	-5,257.00
<a href="#">200-0500-502100</a>	TAXES	0.00	0.00	1,618.33	10,641.33	10,641.33	-10,641.33
<a href="#">200-0500-502101</a>	RETIREMENT	0.00	0.00	3,239.14	21,158.48	21,158.48	-21,158.48
<a href="#">200-0500-502102</a>	GROUP INSURANCE	0.00	0.00	4,326.82	25,950.09	25,950.09	-25,950.09
<a href="#">200-0500-502103</a>	DISABILITY INSURANCE	0.00	0.00	56.98	374.23	374.23	-374.23
<a href="#">200-0500-502104</a>	WORKERS COMPENSATION INS	0.00	0.00	0.00	953.00	953.00	-953.00
<b>ExpType: 50 - Personnel Services Total:</b>		<b>0.00</b>	<b>0.00</b>	<b>31,156.88</b>	<b>203,023.84</b>	<b>203,023.84</b>	<b>-203,023.84</b>
<b>ExpType: 51 - Contractual and Maintenance Services</b>							
<a href="#">200-0500-512210</a>	COMMUNICATIONS SERVICE AGREEME...	0.00	0.00	18,018.70	86,087.69	86,087.69	-86,087.69
<a href="#">200-0500-512230</a>	PRINTING	0.00	0.00	9,144.00	10,732.00	10,732.00	-10,732.00
<a href="#">200-0500-512240</a>	RENTS & CONTRACTUALS	0.00	0.00	0.00	4,385.25	10,155.75	-10,155.75
<a href="#">200-0500-512241</a>	RENTS & CONTRACTUALS - IT	0.00	0.00	247.19	1,189.47	16,501.47	-16,501.47
<a href="#">200-0500-513301</a>	OFFICE MAINTENANCE & CONTRACTUAL...	0.00	0.00	0.00	330.00	0.00	0.00
<b>ExpType: 51 - Contractual and Maintenance Services Total:</b>		<b>0.00</b>	<b>0.00</b>	<b>27,409.89</b>	<b>102,724.41</b>	<b>123,476.91</b>	<b>-123,476.91</b>
<b>ExpType: 52 - Supplies, Materials and Small Equipment</b>							
<a href="#">200-0500-521300</a>	OFFICE SUPPLIES	0.00	0.00	455.00	3,466.63	3,466.63	-3,466.63
<a href="#">200-0500-522308</a>	OFFICE HARDWARE AND RELATED SOF...	0.00	0.00	282.75	2,385.85	282.75	-282.75
<b>ExpType: 52 - Supplies, Materials and Small Equipment Total:</b>		<b>0.00</b>	<b>0.00</b>	<b>737.75</b>	<b>5,852.48</b>	<b>3,749.38</b>	<b>-3,749.38</b>
<b>Division: 0500 - Finance Total:</b>		<b>0.00</b>	<b>0.00</b>	<b>59,304.52</b>	<b>311,600.73</b>	<b>330,250.13</b>	<b>-330,250.13</b>
<b>Division: 6000 - Utility Administration</b>							
<b>ExpType: 50 - Personnel Services</b>							
<a href="#">200-6000-501100</a>	SALARIES	0.00	0.00	37,783.74	245,025.31	245,025.31	-245,025.31
<a href="#">200-6000-501101</a>	LONGEVITY	0.00	0.00	812.00	5,019.00	5,019.00	-5,019.00
<a href="#">200-6000-501102</a>	OVERTIME	0.00	0.00	334.42	627.35	627.35	-627.35
<a href="#">200-6000-501106</a>	VEHICLE ALLOWANCE	0.00	0.00	738.48	4,800.12	4,800.12	-4,800.12
<a href="#">200-6000-502100</a>	TAXES	0.00	0.00	2,939.31	18,962.88	18,962.88	-18,962.88
<a href="#">200-6000-502101</a>	RETIREMENT	0.00	0.00	5,865.23	37,559.45	37,559.45	-37,559.45
<a href="#">200-6000-502102</a>	GROUP INSURANCE	0.00	0.00	6,615.16	39,819.86	39,819.86	-39,819.86
<a href="#">200-6000-502103</a>	DISABILITY INSURANCE	0.00	0.00	103.20	664.42	664.42	-664.42
<a href="#">200-6000-502104</a>	WORKERS COMPENSATION INS	0.00	0.00	0.00	1,790.00	1,790.00	-1,790.00
<b>ExpType: 50 - Personnel Services Total:</b>		<b>0.00</b>	<b>0.00</b>	<b>55,191.54</b>	<b>354,268.39</b>	<b>354,268.39</b>	<b>-354,268.39</b>
<b>ExpType: 51 - Contractual and Maintenance Services</b>							
<a href="#">200-6000-511200</a>	PROFESSIONAL SERVICES	0.00	0.00	0.00	0.00	35,000.00	-35,000.00
<a href="#">200-6000-512210</a>	COMMUNICATIONS SERVICE AGREEME...	0.00	0.00	5,763.29	7,418.57	7,551.22	-7,551.22
<a href="#">200-6000-513200</a>	TRAVEL, TRAINING, MEETINGS	0.00	0.00	51.00	2,397.86	2,397.86	-2,397.86
<a href="#">200-6000-513210</a>	MEMBERSHIP DUES, SUBSCR	0.00	0.00	0.00	325.00	325.00	-325.00
<a href="#">200-6000-513300</a>	MOTOR VEHICLES - MAINTENANCE	0.00	0.00	37.22	59.72	59.72	-59.72
<b>ExpType: 51 - Contractual and Maintenance Services Total:</b>		<b>0.00</b>	<b>0.00</b>	<b>5,851.51</b>	<b>10,201.15</b>	<b>45,333.80</b>	<b>-45,333.80</b>
<b>ExpType: 52 - Supplies, Materials and Small Equipment</b>							
<a href="#">200-6000-521300</a>	OFFICE SUPPLIES	0.00	0.00	140.33	1,423.92	1,423.92	-1,423.92
<a href="#">200-6000-522300</a>	WEARING APPAREL	0.00	0.00	0.00	762.00	762.00	-762.00
<a href="#">200-6000-522303</a>	RECREATION & EDUCATION	0.00	0.00	0.00	1,457.76	1,457.76	-1,457.76
<a href="#">200-6000-522304</a>	FOOD	0.00	0.00	37.08	172.91	172.91	-172.91
<a href="#">200-6000-522305</a>	MOTOR VEHICLE FUEL	0.00	0.00	0.00	25.84	25.84	-25.84
<b>ExpType: 52 - Supplies, Materials and Small Equipment Total:</b>		<b>0.00</b>	<b>0.00</b>	<b>177.41</b>	<b>3,842.43</b>	<b>3,842.43</b>	<b>-3,842.43</b>
<b>ExpType: 60 - Capital Outlay</b>							
<a href="#">200-6000-605590</a>	OTHER CAPITAL OUTLAY	0.00	0.00	18,000.00	39,000.00	0.00	0.00
<b>ExpType: 60 - Capital Outlay Total:</b>		<b>0.00</b>	<b>0.00</b>	<b>18,000.00</b>	<b>39,000.00</b>	<b>0.00</b>	<b>0.00</b>
<b>Division: 6000 - Utility Administration Total:</b>		<b>0.00</b>	<b>0.00</b>	<b>79,220.46</b>	<b>407,311.97</b>	<b>403,444.62</b>	<b>-403,444.62</b>
<b>Division: 6100 - Water Plant</b>							
<b>ExpType: 50 - Personnel Services</b>							
<a href="#">200-6100-501100</a>	SALARIES	0.00	0.00	58,494.15	383,144.59	383,144.59	-383,144.59
<a href="#">200-6100-501101</a>	LONGEVITY	0.00	0.00	1,498.00	9,744.00	9,744.00	-9,744.00
<a href="#">200-6100-501102</a>	OVERTIME	0.00	0.00	928.55	6,625.37	6,625.37	-6,625.37
<a href="#">200-6100-501104</a>	CERTIFICATION PAY	0.00	0.00	8,653.70	46,814.44	46,814.44	-46,814.44
<a href="#">200-6100-502100</a>	TAXES	0.00	0.00	5,075.63	32,658.54	32,658.54	-32,658.54

## Unaudited Income Statement - Expenses

For Fiscal: 2022-2023 Period Ending: 03/31/2023

		Original Total Budget	Current Total Budget	MTD Activity	YTD Activity	YTD Activity + Encumbrances	Budget Remaining
<a href="#">200-6100-502101</a>	RETIREMENT	0.00	0.00	10,302.14	65,649.33	65,649.33	-65,649.33
<a href="#">200-6100-502102</a>	GROUP INSURANCE	0.00	0.00	15,867.22	93,117.43	93,117.43	-93,117.43
<a href="#">200-6100-502103</a>	DISABILITY INSURANCE	0.00	0.00	181.19	1,161.31	1,161.31	-1,161.31
<a href="#">200-6100-502104</a>	WORKERS COMPENSATION INS	0.00	0.00	0.00	15,709.00	15,709.00	-15,709.00
<b>ExpType: 50 - Personnel Services Total:</b>		<b>0.00</b>	<b>0.00</b>	<b>101,000.58</b>	<b>654,624.01</b>	<b>654,624.01</b>	<b>-654,624.01</b>
<b>ExpType: 51 - Contractual and Maintenance Services</b>							
<a href="#">200-6100-511200</a>	PROFESSIONAL SERVICES	0.00	0.00	2,976.60	14,494.28	18,790.28	-18,790.28
<a href="#">200-6100-512210</a>	COMMUNICATIONS SERVICE AGREEME...	0.00	0.00	1,157.96	2,982.87	3,911.42	-3,911.42
<a href="#">200-6100-512220</a>	UTILITIES	0.00	0.00	39,065.64	207,802.20	207,802.20	-207,802.20
<a href="#">200-6100-512240</a>	RENTS & CONTRACTUALS	0.00	0.00	0.00	206,107.27	206,107.27	-206,107.27
<a href="#">200-6100-513200</a>	TRAVEL, TRAINING, MEETINGS	0.00	0.00	143.00	4,652.20	4,652.20	-4,652.20
<a href="#">200-6100-513210</a>	MEMBERSHIP DUES, SUBSCR	0.00	0.00	25.00	1,375.00	1,375.00	-1,375.00
<a href="#">200-6100-513250</a>	RAW WATER (FOR RESALE)	0.00	0.00	49,491.53	215,819.11	215,819.11	-215,819.11
<a href="#">200-6100-513290</a>	OTHER	0.00	0.00	0.00	76,116.18	76,116.18	-76,116.18
<a href="#">200-6100-513300</a>	MOTOR VEHICLES - MAINTENANCE	0.00	0.00	14.44	151.94	151.94	-151.94
<a href="#">200-6100-513301</a>	OFFICE MAINTENANCE & CONTRACTUAL..	0.00	0.00	359.68	917.66	917.66	-917.66
<a href="#">200-6100-513302</a>	MACHINES & EQUIPMENT	0.00	0.00	11,984.55	72,489.52	91,028.32	-91,028.32
<a href="#">200-6100-513303</a>	SIGNS & SIGNAL EQUIPMENT	0.00	0.00	0.00	30.00	30.00	-30.00
<a href="#">200-6100-513306</a>	BUILDINGS & STRUCTURES	0.00	0.00	6,900.00	22,561.87	22,561.87	-22,561.87
<b>ExpType: 51 - Contractual and Maintenance Services Total:</b>		<b>0.00</b>	<b>0.00</b>	<b>112,118.40</b>	<b>825,500.10</b>	<b>849,263.45</b>	<b>-849,263.45</b>
<b>ExpType: 52 - Supplies, Materials and Small Equipment</b>							
<a href="#">200-6100-521300</a>	OFFICE SUPPLIES	0.00	0.00	332.44	638.21	638.21	-638.21
<a href="#">200-6100-522300</a>	WEARING APPAREL	0.00	0.00	332.38	4,222.15	5,982.66	-5,982.66
<a href="#">200-6100-522301</a>	TOOLS	0.00	0.00	28.47	28.47	28.47	-28.47
<a href="#">200-6100-522305</a>	MOTOR VEHICLE FUEL	0.00	0.00	1,494.72	12,457.71	16,205.65	-16,205.65
<a href="#">200-6100-522306</a>	JANITORIAL	0.00	0.00	48.70	1,139.75	1,139.75	-1,139.75
<a href="#">200-6100-522307</a>	CHEMICALS-MEDICAL & LAB	0.00	0.00	140,833.09	533,469.11	1,161,402.08	-1,161,402.08
<a href="#">200-6100-522312</a>	BUILDING	0.00	0.00	140.76	1,172.09	1,172.09	-1,172.09
<a href="#">200-6100-522316</a>	MOTOR VEHICLES - SUPPLIES	0.00	0.00	177.68	1,911.62	1,911.62	-1,911.62
<a href="#">200-6100-523302</a>	MACHINES & EQUIPMENT	0.00	0.00	5,094.61	24,593.75	24,667.94	-24,667.94
<b>ExpType: 52 - Supplies, Materials and Small Equipment Total:</b>		<b>0.00</b>	<b>0.00</b>	<b>148,482.85</b>	<b>579,632.86</b>	<b>1,213,148.47</b>	<b>-1,213,148.47</b>
<b>ExpType: 60 - Capital Outlay</b>							
<a href="#">200-6100-605500</a>	MACHINES & EQUIPMENT	0.00	0.00	97,999.00	213,313.50	13,800.00	-13,800.00
<b>ExpType: 60 - Capital Outlay Total:</b>		<b>0.00</b>	<b>0.00</b>	<b>97,999.00</b>	<b>213,313.50</b>	<b>13,800.00</b>	<b>-13,800.00</b>
<b>Division: 6100 - Water Plant Total:</b>		<b>0.00</b>	<b>0.00</b>	<b>459,600.83</b>	<b>2,273,070.47</b>	<b>2,730,835.93</b>	<b>-2,730,835.93</b>
<b>Division: 6200 - Waste Water Treatment Plant</b>							
<b>ExpType: 50 - Personnel Services</b>							
<a href="#">200-6200-501100</a>	SALARIES	0.00	0.00	76,196.19	514,170.20	514,170.20	-514,170.20
<a href="#">200-6200-501101</a>	LONGEVITY	0.00	0.00	2,212.00	15,127.00	15,127.00	-15,127.00
<a href="#">200-6200-501102</a>	OVERTIME	0.00	0.00	2,591.58	12,187.82	12,187.82	-12,187.82
<a href="#">200-6200-501104</a>	CERTIFICATION PAY	0.00	0.00	12,715.26	80,099.19	80,099.19	-80,099.19
<a href="#">200-6200-502100</a>	TAXES	0.00	0.00	7,085.69	46,817.64	46,817.64	-46,817.64
<a href="#">200-6200-502101</a>	RETIREMENT	0.00	0.00	13,884.32	91,446.06	91,446.06	-91,446.06
<a href="#">200-6200-502102</a>	GROUP INSURANCE	0.00	0.00	19,351.30	121,466.73	121,466.73	-121,466.73
<a href="#">200-6200-502103</a>	DISABILITY INSURANCE	0.00	0.00	244.25	1,617.60	1,617.60	-1,617.60
<a href="#">200-6200-502104</a>	WORKERS COMPENSATION INS	0.00	0.00	0.00	24,072.00	24,072.00	-24,072.00
<b>ExpType: 50 - Personnel Services Total:</b>		<b>0.00</b>	<b>0.00</b>	<b>134,280.59</b>	<b>907,004.24</b>	<b>907,004.24</b>	<b>-907,004.24</b>
<b>ExpType: 51 - Contractual and Maintenance Services</b>							
<a href="#">200-6200-511200</a>	PROFESSIONAL SERVICES	0.00	0.00	1,475.00	3,457.00	14,992.00	-14,992.00
<a href="#">200-6200-512210</a>	COMMUNICATIONS SERVICE AGREEME...	0.00	0.00	11,449.20	27,825.03	29,947.43	-29,947.43
<a href="#">200-6200-512220</a>	UTILITIES	0.00	0.00	53,487.29	264,727.43	264,727.43	-264,727.43
<a href="#">200-6200-512240</a>	RENTS & CONTRACTUALS	0.00	0.00	469.80	6,852.20	23,221.63	-23,221.63
<a href="#">200-6200-513200</a>	TRAVEL, TRAINING, MEETINGS	0.00	0.00	220.00	4,228.70	4,228.70	-4,228.70
<a href="#">200-6200-513210</a>	MEMBERSHIP DUES, SUBSCR	0.00	0.00	367.50	1,132.50	1,132.50	-1,132.50
<a href="#">200-6200-513290</a>	OTHER	0.00	0.00	0.00	74,126.30	76,177.30	-76,177.30
<a href="#">200-6200-513300</a>	MOTOR VEHICLES - MAINTENANCE	0.00	0.00	2,229.42	6,651.83	6,651.83	-6,651.83
<a href="#">200-6200-513302</a>	MACHINES & EQUIPMENT	0.00	0.00	8,806.43	147,172.33	171,693.76	-171,693.76

## Unaudited Income Statement - Expenses

For Fiscal: 2022-2023 Period Ending: 03/31/2023

		Original Total Budget	Current Total Budget	MTD Activity	YTD Activity	YTD Activity + Encumbrances	Budget Remaining
<a href="#">200-6200-513306</a>	BUILDINGS & STRUCTURES	0.00	0.00	185.00	185.00	185.00	-185.00
<a href="#">200-6200-513310</a>	AIR CONDITIONING UNITS	0.00	0.00	845.00	4,208.50	4,208.50	-4,208.50
<b>ExpType: 51 - Contractual and Maintenance Services Total:</b>		<b>0.00</b>	<b>0.00</b>	<b>79,534.64</b>	<b>540,566.82</b>	<b>597,166.08</b>	<b>-597,166.08</b>
<b>ExpType: 52 - Supplies, Materials and Small Equipment</b>							
<a href="#">200-6200-521300</a>	OFFICE SUPPLIES	0.00	0.00	144.09	1,069.83	1,069.83	-1,069.83
<a href="#">200-6200-522300</a>	WEARING APPAREL	0.00	0.00	479.46	8,492.59	14,042.34	-14,042.34
<a href="#">200-6200-522301</a>	TOOLS	0.00	0.00	289.99	1,731.65	1,731.65	-1,731.65
<a href="#">200-6200-522304</a>	FOOD	0.00	0.00	0.00	63.62	63.62	-63.62
<a href="#">200-6200-522305</a>	MOTOR VEHICLE FUEL	0.00	0.00	15,818.73	55,613.60	56,875.39	-56,875.39
<a href="#">200-6200-522306</a>	JANITORIAL	0.00	0.00	-166.11	919.96	919.96	-919.96
<a href="#">200-6200-522307</a>	CHEMICALS-MEDICAL & LAB	0.00	0.00	7,097.70	34,181.82	89,936.30	-89,936.30
<a href="#">200-6200-522312</a>	BUILDING	0.00	0.00	208.09	244.09	244.09	-244.09
<a href="#">200-6200-522316</a>	MOTOR VEHICLES - SUPPLIES	0.00	0.00	961.70	8,547.15	8,547.15	-8,547.15
<a href="#">200-6200-523302</a>	MACHINES & EQUIPMENT	0.00	0.00	6,818.75	113,141.32	112,252.63	-112,252.63
<a href="#">200-6200-523390</a>	OTHER MATERIALS	0.00	0.00	3,390.26	3,390.26	30,340.26	-30,340.26
<b>ExpType: 52 - Supplies, Materials and Small Equipment Total:</b>		<b>0.00</b>	<b>0.00</b>	<b>35,042.66</b>	<b>227,395.89</b>	<b>316,023.22</b>	<b>-316,023.22</b>
<b>ExpType: 60 - Capital Outlay</b>							
<a href="#">200-6200-603500</a>	BUILDING AND STRUCTURES	0.00	0.00	166,250.00	182,875.00	0.00	0.00
<a href="#">200-6200-605500</a>	MACHINES & EQUIPMENT	0.00	0.00	14,996.25	620,159.07	196,247.00	-196,247.00
<b>ExpType: 60 - Capital Outlay Total:</b>		<b>0.00</b>	<b>0.00</b>	<b>181,246.25</b>	<b>803,034.07</b>	<b>196,247.00</b>	<b>-196,247.00</b>
<b>Division: 6200 - Waste Water Treatment Plant Total:</b>		<b>0.00</b>	<b>0.00</b>	<b>430,104.14</b>	<b>2,478,001.02</b>	<b>2,016,440.54</b>	<b>-2,016,440.54</b>
<b>Division: 6300 - Systems</b>							
<b>ExpType: 50 - Personnel Services</b>							
<a href="#">200-6300-501100</a>	SALARIES	0.00	0.00	119,967.78	761,515.44	761,515.44	-761,515.44
<a href="#">200-6300-501101</a>	LONGEVITY	0.00	0.00	4,564.00	28,973.00	28,973.00	-28,973.00
<a href="#">200-6300-501102</a>	OVERTIME	0.00	0.00	6,567.39	33,346.61	33,346.61	-33,346.61
<a href="#">200-6300-501104</a>	CERTIFICATION PAY	0.00	0.00	12,118.96	76,306.03	76,306.03	-76,306.03
<a href="#">200-6300-502100</a>	TAXES	0.00	0.00	10,787.81	67,577.32	67,577.32	-67,577.32
<a href="#">200-6300-502101</a>	RETIREMENT	0.00	0.00	21,255.04	132,739.17	132,739.17	-132,739.17
<a href="#">200-6300-502102</a>	GROUP INSURANCE	0.00	0.00	30,502.62	177,357.42	177,357.42	-177,357.42
<a href="#">200-6300-502103</a>	DISABILITY INSURANCE	0.00	0.00	373.90	2,343.24	2,343.24	-2,343.24
<a href="#">200-6300-502104</a>	WORKERS COMPENSATION INS	0.00	0.00	0.00	35,278.00	35,278.00	-35,278.00
<b>ExpType: 50 - Personnel Services Total:</b>		<b>0.00</b>	<b>0.00</b>	<b>206,137.50</b>	<b>1,315,436.23</b>	<b>1,315,436.23</b>	<b>-1,315,436.23</b>
<b>ExpType: 51 - Contractual and Maintenance Services</b>							
<a href="#">200-6300-511200</a>	PROFESSIONAL SERVICES	0.00	0.00	0.00	3,298.48	8,298.48	-8,298.48
<a href="#">200-6300-512210</a>	COMMUNICATIONS SERVICE AGREEME...	0.00	0.00	4,387.52	13,014.42	17,938.97	-17,938.97
<a href="#">200-6300-512220</a>	UTILITIES	0.00	0.00	7,458.95	70,623.35	70,623.35	-70,623.35
<a href="#">200-6300-512240</a>	RENTS & CONTRACTUALS	0.00	0.00	4,335.17	8,055.79	17,079.79	-17,079.79
<a href="#">200-6300-513200</a>	TRAVEL, TRAINING, MEETINGS	0.00	0.00	374.00	1,559.70	1,559.70	-1,559.70
<a href="#">200-6300-513210</a>	MEMBERSHIP DUES, SUBSCR	0.00	0.00	769.00	3,594.75	3,594.75	-3,594.75
<a href="#">200-6300-513300</a>	MOTOR VEHICLES - MAINTENANCE	0.00	0.00	392.90	4,178.64	4,178.64	-4,178.64
<a href="#">200-6300-513302</a>	MACHINES & EQUIPMENT	0.00	0.00	1,206.03	15,395.85	15,395.85	-15,395.85
<a href="#">200-6300-513303</a>	SIGNS & SIGNAL EQUIPMENT	0.00	0.00	0.00	541.65	541.65	-541.65
<a href="#">200-6300-513304</a>	SANITARY SEWER SYSTEM	0.00	0.00	4,333.55	7,018.28	22,931.15	-22,931.15
<a href="#">200-6300-513306</a>	BUILDINGS & STRUCTURES	0.00	0.00	0.00	350.00	350.00	-350.00
<a href="#">200-6300-513307</a>	WATER DISTRIBUTION SYST	0.00	0.00	58,016.66	269,126.80	357,493.01	-357,493.01
<a href="#">200-6300-513310</a>	AIR CONDITIONING UNITS	0.00	0.00	0.00	475.00	475.00	-475.00
<b>ExpType: 51 - Contractual and Maintenance Services Total:</b>		<b>0.00</b>	<b>0.00</b>	<b>81,273.78</b>	<b>397,232.71</b>	<b>520,460.34</b>	<b>-520,460.34</b>
<b>ExpType: 52 - Supplies, Materials and Small Equipment</b>							
<a href="#">200-6300-521300</a>	OFFICE SUPPLIES	0.00	0.00	312.83	1,294.22	1,294.22	-1,294.22
<a href="#">200-6300-522300</a>	WEARING APPAREL	0.00	0.00	549.60	13,422.06	19,999.77	-19,999.77
<a href="#">200-6300-522301</a>	TOOLS	0.00	0.00	973.16	8,350.97	8,350.97	-8,350.97
<a href="#">200-6300-522303</a>	RECREATION & EDUCATION	0.00	0.00	0.00	679.72	679.72	-679.72
<a href="#">200-6300-522304</a>	FOOD	0.00	0.00	46.42	46.42	46.42	-46.42
<a href="#">200-6300-522305</a>	MOTOR VEHICLE FUEL	0.00	0.00	10,848.48	53,822.89	53,822.89	-53,822.89
<a href="#">200-6300-522306</a>	JANITORIAL	0.00	0.00	261.52	357.66	357.66	-357.66
<a href="#">200-6300-522307</a>	CHEMICALS-MEDICAL & LAB	0.00	0.00	1,112.71	4,134.94	4,134.94	-4,134.94



## Unaudited Income Statement - Expenses

For Fiscal: 2022-2023 Period Ending: 03/31/2023

		Original Total Budget	Current Total Budget	MTD Activity	YTD Activity	YTD Activity + Encumbrances	Budget Remaining
<a href="#">200-6300-522312</a>	BUILDING	0.00	0.00	0.00	2,058.70	2,058.70	-2,058.70
<a href="#">200-6300-522315</a>	STREETS AND ALLEYS	0.00	0.00	3,081.24	9,511.92	12,737.84	-12,737.84
<a href="#">200-6300-522316</a>	MOTOR VEHICLES - SUPPLIES	0.00	0.00	4,624.08	22,264.58	22,264.58	-22,264.58
<a href="#">200-6300-523302</a>	MACHINES & EQUIPMENT	0.00	0.00	2,492.34	22,272.02	24,822.02	-24,822.02
<a href="#">200-6300-525330</a>	WATER METERS & BOXES	0.00	0.00	26,394.00	244,271.02	284,126.91	-284,126.91
<b>ExpType: 52 - Supplies, Materials and Small Equipment Total:</b>		<b>0.00</b>	<b>0.00</b>	<b>50,696.38</b>	<b>382,487.12</b>	<b>434,696.64</b>	<b>-434,696.64</b>
<b>ExpType: 60 - Capital Outlay</b>							
<a href="#">200-6300-605500</a>	MACHINES & EQUIPMENT	0.00	0.00	131.00	60,944.05	131.00	-131.00
<b>ExpType: 60 - Capital Outlay Total:</b>		<b>0.00</b>	<b>0.00</b>	<b>131.00</b>	<b>60,944.05</b>	<b>131.00</b>	<b>-131.00</b>
<b>Division: 6300 - Systems Total:</b>		<b>0.00</b>	<b>0.00</b>	<b>338,238.66</b>	<b>2,156,100.11</b>	<b>2,270,724.21</b>	<b>-2,270,724.21</b>
<b>Division: 9500 - Non-Departmental</b>							
<b>ExpType: 51 - Contractual and Maintenance Services</b>							
<a href="#">200-9500-513230</a>	CREDIT CARD MERCHANT CHARGES	0.00	0.00	0.00	176,831.00	176,831.00	-176,831.00
<b>ExpType: 51 - Contractual and Maintenance Services Total:</b>		<b>0.00</b>	<b>0.00</b>	<b>0.00</b>	<b>176,831.00</b>	<b>176,831.00</b>	<b>-176,831.00</b>
<b>ExpType: 55 - Non-Dept - Other</b>							
<a href="#">200-9500-551401</a>	FLAT RATE ASSESSMENT	0.00	0.00	0.00	1,288.13	1,288.13	-1,288.13
<a href="#">200-9500-551402</a>	GENERAL INSURANCE	0.00	0.00	-60.00	257,817.34	257,817.34	-257,817.34
<a href="#">200-9500-551408</a>	ADM CHARGES SWSC	0.00	0.00	817.00	1,860.06	1,860.06	-1,860.06
<a href="#">200-9500-551409</a>	ADMN CHARGES NAWs	0.00	0.00	0.00	23,456.65	23,456.65	-23,456.65
<a href="#">200-9500-551417</a>	GROSS RECEIPT TAX	0.00	0.00	0.00	86,162.03	86,162.03	-86,162.03
<b>ExpType: 55 - Non-Dept - Other Total:</b>		<b>0.00</b>	<b>0.00</b>	<b>757.00</b>	<b>370,584.21</b>	<b>370,584.21</b>	<b>-370,584.21</b>
<b>ExpType: 70 - Debt Service</b>							
<a href="#">200-9500-701700</a>	BOND PRINCIPAL PAYMENT	0.00	0.00	1,905,000.00	2,660,000.00	2,660,000.00	-2,660,000.00
<a href="#">200-9500-701730</a>	LEASES PAYABLE PRINCIPAL	0.00	0.00	104,081.05	659,820.37	659,820.37	-659,820.37
<a href="#">200-9500-702701</a>	BOND INTEREST EXPENSE	0.00	0.00	450,090.63	535,903.38	535,903.38	-535,903.38
<a href="#">200-9500-702731</a>	LEASES PAYABLE INTEREST	0.00	0.00	10,601.14	67,766.73	67,766.73	-67,766.73
<a href="#">200-9500-703100</a>	BOND FEES	0.00	0.00	216,085.00	217,585.00	217,585.00	-217,585.00
<b>ExpType: 70 - Debt Service Total:</b>		<b>0.00</b>	<b>0.00</b>	<b>2,685,857.82</b>	<b>4,141,075.48</b>	<b>4,141,075.48</b>	<b>-4,141,075.48</b>
<b>Division: 9500 - Non-Departmental Total:</b>		<b>0.00</b>	<b>0.00</b>	<b>2,686,614.82</b>	<b>4,688,490.69</b>	<b>4,688,490.69</b>	<b>-4,688,490.69</b>
<b>Expense Total:</b>		<b>0.00</b>	<b>0.00</b>	<b>4,053,083.43</b>	<b>12,314,574.99</b>	<b>12,440,186.12</b>	<b>-12,440,186.12</b>
<b>Fund: 200 - UTILITY FUND Total:</b>		<b>0.00</b>	<b>0.00</b>	<b>4,053,083.43</b>	<b>12,314,574.99</b>	<b>12,440,186.12</b>	<b>-12,440,186.12</b>
<b>Fund: 201 - UTILITIES PROJECTS FUND</b>							
<b>Expense</b>							
<b>Division: 6200 - Waste Water Treatment Plant</b>							
<b>ExpType: 62 - Capital Projects - Enterprise</b>							
<a href="#">201-6200-621102</a>	LS 34 & 35 REHAB	0.00	0.00	0.00	523,248.50	0.00	0.00
<a href="#">201-6200-621110</a>	TCEQ NOTED SCUM DEWATERING BED	0.00	0.00	0.00	4,050.00	6,318.54	-6,318.54
<a href="#">201-6200-626101</a>	RFQ-009 WWTP ENGINEERING - TWDB	0.00	0.00	26,036.82	239,550.82	0.00	0.00
<b>ExpType: 62 - Capital Projects - Enterprise Total:</b>		<b>0.00</b>	<b>0.00</b>	<b>26,036.82</b>	<b>766,849.32</b>	<b>6,318.54</b>	<b>-6,318.54</b>
<b>Division: 6200 - Waste Water Treatment Plant Total:</b>		<b>0.00</b>	<b>0.00</b>	<b>26,036.82</b>	<b>766,849.32</b>	<b>6,318.54</b>	<b>-6,318.54</b>
<b>Division: 6300 - Systems</b>							
<b>ExpType: 62 - Capital Projects - Enterprise</b>							
<a href="#">201-6300-621101</a>	SOUTH VETERANS SANITARY SEWER PR...	0.00	0.00	0.00	62,192.47	0.00	0.00
<a href="#">201-6300-621104</a>	U.S.HIGHWAY N. 281 WATER DISTRIBUT...	0.00	0.00	0.00	25,530.00	0.00	0.00
<a href="#">201-6300-621106</a>	LULL SUBDIVISION WATERLINE IMPROV...	0.00	0.00	0.00	34,750.96	0.00	0.00
<b>ExpType: 62 - Capital Projects - Enterprise Total:</b>		<b>0.00</b>	<b>0.00</b>	<b>0.00</b>	<b>122,473.43</b>	<b>0.00</b>	<b>0.00</b>
<b>Division: 6300 - Systems Total:</b>		<b>0.00</b>	<b>0.00</b>	<b>0.00</b>	<b>122,473.43</b>	<b>0.00</b>	<b>0.00</b>
<b>Expense Total:</b>		<b>0.00</b>	<b>0.00</b>	<b>26,036.82</b>	<b>889,322.75</b>	<b>6,318.54</b>	<b>-6,318.54</b>
<b>Fund: 201 - UTILITIES PROJECTS FUND Total:</b>		<b>0.00</b>	<b>0.00</b>	<b>26,036.82</b>	<b>889,322.75</b>	<b>6,318.54</b>	<b>-6,318.54</b>
<b>Fund: 210 - SOLID WASTE MANAGEMENT FUND</b>							
<b>Expense</b>							
<b>Division: 6500 - Landfill</b>							
<b>ExpType: 50 - Personnel Services</b>							
<a href="#">210-6500-501100</a>	SALARIES	0.00	0.00	288,767.06	1,875,412.49	1,875,412.49	-1,875,412.49

**Unaudited Income Statement - Expenses**
**For Fiscal: 2022-2023 Period Ending: 03/31/2023**

		Original Total Budget	Current Total Budget	MTD Activity	YTD Activity	YTD Activity + Encumbrances	Budget Remaining
<a href="#">210-6500-501101</a>	LONGEVITY	0.00	0.00	6,608.00	42,014.00	42,014.00	-42,014.00
<a href="#">210-6500-501102</a>	OVERTIME	0.00	0.00	22,365.77	166,592.82	166,592.82	-166,592.82
<a href="#">210-6500-501104</a>	CERTIFICATION PAY	0.00	0.00	3,469.04	21,443.59	21,443.59	-21,443.59
<a href="#">210-6500-501106</a>	VEHICLE ALLOWANCE	0.00	0.00	323.08	2,100.02	2,100.02	-2,100.02
<a href="#">210-6500-502100</a>	TAXES	0.00	0.00	24,102.15	158,227.09	158,227.09	-158,227.09
<a href="#">210-6500-502101</a>	RETIREMENT	0.00	0.00	47,110.40	306,495.48	306,495.48	-306,495.48
<a href="#">210-6500-502102</a>	GROUP INSURANCE	0.00	0.00	69,192.08	407,318.84	407,318.84	-407,318.84
<a href="#">210-6500-502103</a>	DISABILITY INSURANCE	0.00	0.00	831.97	5,437.47	5,437.47	-5,437.47
<a href="#">210-6500-502104</a>	WORKERS COMPENSATION INS	0.00	0.00	0.00	130,045.00	130,045.00	-130,045.00
<b>ExpType: 50 - Personnel Services Total:</b>		<b>0.00</b>	<b>0.00</b>	<b>462,769.55</b>	<b>3,115,086.80</b>	<b>3,115,086.80</b>	<b>-3,115,086.80</b>
<b>ExpType: 51 - Contractual and Maintenance Services</b>							
<a href="#">210-6500-511200</a>	PROFESSIONAL SERVICES	0.00	0.00	123,262.10	180,401.73	84,926.46	-84,926.46
<a href="#">210-6500-512210</a>	COMMUNICATIONS SERVICE AGREEME...	0.00	0.00	4,415.75	19,806.20	19,806.20	-19,806.20
<a href="#">210-6500-512220</a>	UTILITIES	0.00	0.00	5,120.09	30,588.44	30,588.44	-30,588.44
<a href="#">210-6500-512230</a>	PRINTING	0.00	0.00	170.85	170.85	170.85	-170.85
<a href="#">210-6500-512240</a>	RENTS & CONTRACTUALS	0.00	0.00	11,082.81	104,701.78	219,137.04	-219,137.04
<a href="#">210-6500-512241</a>	RENTS & CONTRACTUALS - IT	0.00	0.00	0.00	1,465.05	1,465.05	-1,465.05
<a href="#">210-6500-513210</a>	MEMBERSHIP DUES, SUBSCR	0.00	0.00	871.00	2,158.00	2,158.00	-2,158.00
<a href="#">210-6500-513290</a>	OTHER	0.00	0.00	807.81	310,576.91	316,231.67	-316,231.67
<a href="#">210-6500-513300</a>	MOTOR VEHICLES - MAINTENANCE	0.00	0.00	80,551.87	312,816.31	422,544.55	-422,544.55
<a href="#">210-6500-513302</a>	MACHINES & EQUIPMENT	0.00	0.00	92,598.12	168,110.06	399,298.58	-399,298.58
<a href="#">210-6500-513303</a>	SIGNS & SIGNAL EQUIPMENT	0.00	0.00	0.00	753.00	753.00	-753.00
<a href="#">210-6500-513306</a>	BUILDINGS & STRUCTURES	0.00	0.00	6,550.86	13,842.53	13,842.53	-13,842.53
<a href="#">210-6500-513310</a>	AIR CONDITIONING UNITS	0.00	0.00	365.00	910.00	910.00	-910.00
<b>ExpType: 51 - Contractual and Maintenance Services Total:</b>		<b>0.00</b>	<b>0.00</b>	<b>325,796.26</b>	<b>1,146,300.86</b>	<b>1,511,832.37</b>	<b>-1,511,832.37</b>
<b>ExpType: 52 - Supplies, Materials and Small Equipment</b>							
<a href="#">210-6500-521300</a>	OFFICE SUPPLIES	0.00	0.00	243.77	1,580.73	1,580.73	-1,580.73
<a href="#">210-6500-521301</a>	OFFICE SUPPLIES- IT	0.00	0.00	0.00	131.13	1,098.61	-1,098.61
<a href="#">210-6500-522205</a>	MARKETING AND ADVERTISING	0.00	0.00	0.00	295.83	295.83	-295.83
<a href="#">210-6500-522300</a>	WEARING APPAREL	0.00	0.00	5,214.87	25,958.82	58,628.01	-58,628.01
<a href="#">210-6500-522301</a>	TOOLS	0.00	0.00	52.46	6,492.00	6,492.00	-6,492.00
<a href="#">210-6500-522304</a>	FOOD	0.00	0.00	0.00	794.39	794.39	-794.39
<a href="#">210-6500-522305</a>	MOTOR VEHICLE FUEL	0.00	0.00	108,695.31	633,898.32	1,334,073.32	-1,334,073.32
<a href="#">210-6500-522306</a>	JANITORIAL	0.00	0.00	368.94	1,290.09	1,290.09	-1,290.09
<a href="#">210-6500-522307</a>	CHEMICALS-MEDICAL & LAB	0.00	0.00	9,852.28	13,772.43	18,772.43	-18,772.43
<a href="#">210-6500-522311</a>	COMMUNICATIONS SUPPLIES	0.00	0.00	976.86	2,413.29	2,413.29	-2,413.29
<a href="#">210-6500-522312</a>	BUILDING	0.00	0.00	113.80	3,361.30	3,361.30	-3,361.30
<a href="#">210-6500-522315</a>	STREETS AND ALLEYS	0.00	0.00	0.00	6,050.00	62,203.68	-62,203.68
<a href="#">210-6500-522316</a>	MOTOR VEHICLES - SUPPLIES	0.00	0.00	27,641.15	162,584.03	214,362.98	-214,362.98
<a href="#">210-6500-523302</a>	MACHINES & EQUIPMENT	0.00	0.00	11,543.22	40,073.63	51,669.97	-51,669.97
<a href="#">210-6500-523390</a>	OTHER	0.00	0.00	13,941.55	178,148.77	455,639.71	-455,639.71
<b>ExpType: 52 - Supplies, Materials and Small Equipment Total:</b>		<b>0.00</b>	<b>0.00</b>	<b>178,644.21</b>	<b>1,076,844.76</b>	<b>2,212,676.34</b>	<b>-2,212,676.34</b>
<b>ExpType: 60 - Capital Outlay</b>							
<a href="#">210-6500-601500</a>	LAND	0.00	0.00	0.00	500,000.00	500,000.00	-500,000.00
<a href="#">210-6500-605500</a>	MACHINES & EQUIPMENT	0.00	0.00	-7,340.00	11,950.00	11,950.00	-11,950.00
<b>ExpType: 60 - Capital Outlay Total:</b>		<b>0.00</b>	<b>0.00</b>	<b>-7,340.00</b>	<b>511,950.00</b>	<b>511,950.00</b>	<b>-511,950.00</b>
<b>Division: 6500 - Landfill Total:</b>		<b>0.00</b>	<b>0.00</b>	<b>959,870.02</b>	<b>5,850,182.42</b>	<b>7,351,545.51</b>	<b>-7,351,545.51</b>
<b>Division: 9500 - Non-Departmental</b>							
<b>ExpType: 51 - Contractual and Maintenance Services</b>							
<a href="#">210-9500-513230</a>	CREDIT CARD MERCHANT CHARGES	0.00	0.00	0.41	71,108.35	71,108.35	-71,108.35
<b>ExpType: 51 - Contractual and Maintenance Services Total:</b>		<b>0.00</b>	<b>0.00</b>	<b>0.41</b>	<b>71,108.35</b>	<b>71,108.35</b>	<b>-71,108.35</b>
<b>ExpType: 55 - Non-Dept - Other</b>							
<a href="#">210-9500-551401</a>	FLAT RATE ASSESSMENT	0.00	0.00	0.00	432.34	432.34	-432.34
<a href="#">210-9500-551402</a>	GENERAL INSURANCE	0.00	0.00	222.92	296,486.89	296,486.89	-296,486.89
<a href="#">210-9500-551408</a>	ADM CHARGES SWSC	0.00	0.00	368.00	926.00	926.00	-926.00
<a href="#">210-9500-551409</a>	ADMN CHARGES NAWs	0.00	0.00	0.00	3,301.14	3,301.14	-3,301.14
<b>ExpType: 55 - Non-Dept - Other Total:</b>		<b>0.00</b>	<b>0.00</b>	<b>590.92</b>	<b>301,146.37</b>	<b>301,146.37</b>	<b>-301,146.37</b>



## Unaudited Income Statement - Expenses

For Fiscal: 2022-2023 Period Ending: 03/31/2023

		Original Total Budget	Current Total Budget	MTD Activity	YTD Activity	YTD Activity + Encumbrances	Budget Remaining
<b>ExpType: 70 - Debt Service</b>							
<a href="#">210-9500-701700</a>	BOND PRINCIPAL PAYMENT	0.00	0.00	0.00	335,000.00	335,000.00	-335,000.00
<a href="#">210-9500-701730</a>	LEASES PAYABLE PRINCIPAL	0.00	0.00	175,453.51	1,071,954.84	1,071,954.84	-1,071,954.84
<a href="#">210-9500-702701</a>	BOND INTEREST EXPENSE	0.00	0.00	0.00	146,300.00	146,300.00	-146,300.00
<a href="#">210-9500-702731</a>	LEASES PAYABLE INTEREST	0.00	0.00	14,632.34	93,451.22	93,451.22	-93,451.22
<b>ExpType: 70 - Debt Service Total:</b>		<b>0.00</b>	<b>0.00</b>	<b>190,085.85</b>	<b>1,646,706.06</b>	<b>1,646,706.06</b>	<b>-1,646,706.06</b>
<b>Division: 9500 - Non-Departmental Total:</b>		<b>0.00</b>	<b>0.00</b>	<b>190,677.18</b>	<b>2,018,960.78</b>	<b>2,018,960.78</b>	<b>-2,018,960.78</b>
<b>Expense Total:</b>		<b>0.00</b>	<b>0.00</b>	<b>1,150,547.20</b>	<b>7,869,143.20</b>	<b>9,370,506.29</b>	<b>-9,370,506.29</b>
<b>Fund: 210 - SOLID WASTE MANAGEMENT FUND Total:</b>		<b>0.00</b>	<b>0.00</b>	<b>1,150,547.20</b>	<b>7,869,143.20</b>	<b>9,370,506.29</b>	<b>-9,370,506.29</b>
<b>Fund: 220 - EDINBURG INTERNATIONAL AIRPORT</b>							
<b>Expense</b>							
<b>Division: 7000 - Aviation</b>							
<b>ExpType: 50 - Personnel Services</b>							
<a href="#">220-7000-501100</a>	SALARIES	0.00	0.00	28,072.07	175,839.50	175,839.50	-175,839.50
<a href="#">220-7000-501101</a>	LONGEVITY	0.00	0.00	280.00	2,478.00	2,478.00	-2,478.00
<a href="#">220-7000-501102</a>	OVERTIME	0.00	0.00	561.32	2,754.78	2,754.78	-2,754.78
<a href="#">220-7000-501106</a>	VEHICLE ALLOWANCE	0.00	0.00	323.08	2,100.02	2,100.02	-2,100.02
<a href="#">220-7000-502100</a>	TAXES	0.00	0.00	2,211.75	13,815.33	13,815.33	-13,815.33
<a href="#">220-7000-502101</a>	RETIREMENT	0.00	0.00	4,330.47	26,942.78	26,942.78	-26,942.78
<a href="#">220-7000-502102</a>	GROUP INSURANCE	0.00	0.00	5,974.74	32,072.32	32,072.32	-32,072.32
<a href="#">220-7000-502103</a>	DISABILITY INSURANCE	0.00	0.00	76.19	476.56	476.56	-476.56
<a href="#">220-7000-502104</a>	WORKERS COMPENSATION INS	0.00	0.00	0.00	2,605.00	2,605.00	-2,605.00
<b>ExpType: 50 - Personnel Services Total:</b>		<b>0.00</b>	<b>0.00</b>	<b>41,829.62</b>	<b>259,084.29</b>	<b>259,084.29</b>	<b>-259,084.29</b>
<b>ExpType: 51 - Contractual and Maintenance Services</b>							
<a href="#">220-7000-512210</a>	COMMUNICATIONS SERVICE AGREEME...	0.00	0.00	1,701.15	8,522.52	8,522.52	-8,522.52
<a href="#">220-7000-512220</a>	UTILITIES	0.00	0.00	2,514.58	15,904.17	15,904.17	-15,904.17
<a href="#">220-7000-512230</a>	PRINTING	0.00	0.00	0.00	390.00	390.00	-390.00
<a href="#">220-7000-512240</a>	RENTS & CONTRACTUALS	0.00	0.00	297.04	123,753.44	173,461.69	-173,461.69
<a href="#">220-7000-513200</a>	TRAVEL, TRAINING, MEETINGS	0.00	0.00	350.00	945.00	945.00	-945.00
<a href="#">220-7000-513210</a>	MEMBERSHIP DUES, SUBSCR	0.00	0.00	948.00	1,222.00	1,222.00	-1,222.00
<a href="#">220-7000-513300</a>	MOTOR VEHICLES - MAINTENANCE	0.00	0.00	32.83	1,633.56	1,633.56	-1,633.56
<a href="#">220-7000-513302</a>	MACHINES & EQUIPMENT	0.00	0.00	2,676.84	4,618.64	4,618.64	-4,618.64
<a href="#">220-7000-513309</a>	OTHER	0.00	0.00	11,775.13	59,867.99	71,801.01	-71,801.01
<b>ExpType: 51 - Contractual and Maintenance Services Total:</b>		<b>0.00</b>	<b>0.00</b>	<b>20,295.57</b>	<b>216,857.32</b>	<b>278,498.59</b>	<b>-278,498.59</b>
<b>ExpType: 52 - Supplies, Materials and Small Equipment</b>							
<a href="#">220-7000-521300</a>	OFFICE SUPPLIES	0.00	0.00	104.61	1,665.68	1,665.68	-1,665.68
<a href="#">220-7000-522205</a>	MARKETING AND ADVERTISING	0.00	0.00	0.00	547.20	547.20	-547.20
<a href="#">220-7000-522300</a>	WEARING APPAREL	0.00	0.00	378.31	2,636.22	3,233.61	-3,233.61
<a href="#">220-7000-522303</a>	RECREATION & EDUCATION	0.00	0.00	0.00	900.00	900.00	-900.00
<a href="#">220-7000-522304</a>	FOOD	0.00	0.00	169.60	770.94	770.94	-770.94
<a href="#">220-7000-522305</a>	MOTOR VEHICLE FUEL	0.00	0.00	545.26	4,757.58	12,498.90	-12,498.90
<a href="#">220-7000-522307</a>	CHEMICALS-MEDICAL & LAB	0.00	0.00	242.88	1,906.87	1,906.87	-1,906.87
<a href="#">220-7000-522308</a>	OFFICE HARDWARE AND RELATED SOF...	0.00	0.00	341.89	658.37	658.37	-658.37
<a href="#">220-7000-522316</a>	MOTOR VEHICLES - SUPPLIES	0.00	0.00	669.06	1,379.32	1,379.32	-1,379.32
<a href="#">220-7000-523302</a>	MACHINES & EQUIPMENT	0.00	0.00	1,020.82	1,846.23	1,846.23	-1,846.23
<b>ExpType: 52 - Supplies, Materials and Small Equipment Total:</b>		<b>0.00</b>	<b>0.00</b>	<b>3,472.43</b>	<b>17,068.41</b>	<b>25,407.12</b>	<b>-25,407.12</b>
<b>ExpType: 60 - Capital Outlay</b>							
<a href="#">220-7000-603500</a>	BUILDING AND STRUCTURES	0.00	0.00	11,109.10	11,109.10	128,576.10	-128,576.10
<a href="#">220-7000-605500</a>	MACHINES & EQUIPMENT	0.00	0.00	97,999.00	97,999.00	0.00	0.00
<a href="#">220-7000-605590</a>	OTHER CAPITAL OUTLAY	0.00	0.00	0.00	20,000.00	20,000.00	-20,000.00
<b>ExpType: 60 - Capital Outlay Total:</b>		<b>0.00</b>	<b>0.00</b>	<b>109,108.10</b>	<b>129,108.10</b>	<b>148,576.10</b>	<b>-148,576.10</b>
<b>Division: 7000 - Aviation Total:</b>		<b>0.00</b>	<b>0.00</b>	<b>174,705.72</b>	<b>622,118.12</b>	<b>711,566.10</b>	<b>-711,566.10</b>
<b>Division: 9500 - Non-Departmental</b>							
<b>ExpType: 51 - Contractual and Maintenance Services</b>							
<a href="#">220-9500-513230</a>	CREDIT CARD MERCHANT CHARGES	0.00	0.00	3,429.68	22,466.91	22,466.91	-22,466.91
<b>ExpType: 51 - Contractual and Maintenance Services Total:</b>		<b>0.00</b>	<b>0.00</b>	<b>3,429.68</b>	<b>22,466.91</b>	<b>22,466.91</b>	<b>-22,466.91</b>

## Unaudited Income Statement - Expenses

For Fiscal: 2022-2023 Period Ending: 03/31/2023

	Original Total Budget	Current Total Budget	MTD Activity	YTD Activity	YTD Activity + Encumbrances	Budget Remaining
<b>ExpType: 55 - Non-Dept - Other</b>						
<a href="#">220-9500-551402</a> GENERAL INSURANCE	0.00	0.00	0.00	70,991.29	70,991.29	-70,991.29
<a href="#">220-9500-551413</a> JET FUEL FOR RESALE	0.00	0.00	54,391.88	420,990.63	420,990.63	-420,990.63
<b>ExpType: 55 - Non-Dept - Other Total:</b>	<b>0.00</b>	<b>0.00</b>	<b>54,391.88</b>	<b>491,981.92</b>	<b>491,981.92</b>	<b>-491,981.92</b>
<b>ExpType: 70 - Debt Service</b>						
<a href="#">220-9500-701730</a> LEASES PAYABLE PRINCIPAL	0.00	0.00	15,309.59	95,718.68	95,718.68	-95,718.68
<a href="#">220-9500-702731</a> LEASES PAYABLE INTEREST	0.00	0.00	1,800.09	11,274.60	11,274.60	-11,274.60
<b>ExpType: 70 - Debt Service Total:</b>	<b>0.00</b>	<b>0.00</b>	<b>17,109.68</b>	<b>106,993.28</b>	<b>106,993.28</b>	<b>-106,993.28</b>
<b>Division: 9500 - Non-Departmental Total:</b>	<b>0.00</b>	<b>0.00</b>	<b>74,931.24</b>	<b>621,442.11</b>	<b>621,442.11</b>	<b>-621,442.11</b>
<b>Expense Total:</b>	<b>0.00</b>	<b>0.00</b>	<b>249,636.96</b>	<b>1,243,560.23</b>	<b>1,333,008.21</b>	<b>-1,333,008.21</b>
<b>Fund: 220 - EDINBURG INTERNATIONAL AIRPORT Total:</b>	<b>0.00</b>	<b>0.00</b>	<b>249,636.96</b>	<b>1,243,560.23</b>	<b>1,333,008.21</b>	<b>-1,333,008.21</b>
<b>Fund: 230 - EBONY GOLF COURSE FUND</b>						
<b>Expense</b>						
<b>Division: 7100 - Ebony Golf Course</b>						
<b>ExpType: 50 - Personnel Services</b>						
<a href="#">230-7100-501100</a> SALARIES	0.00	0.00	14,867.20	82,889.09	82,889.09	-82,889.09
<a href="#">230-7100-501101</a> LONGEVITY	0.00	0.00	252.00	1,624.00	1,624.00	-1,624.00
<a href="#">230-7100-501102</a> OVERTIME	0.00	0.00	37.07	125.08	125.08	-125.08
<a href="#">230-7100-501110</a> PART-TIME WAGES	0.00	0.00	4,293.15	17,391.43	17,391.43	-17,391.43
<a href="#">230-7100-502100</a> TAXES	0.00	0.00	1,467.22	7,656.88	7,656.88	-7,656.88
<a href="#">230-7100-502101</a> RETIREMENT	0.00	0.00	2,699.60	13,935.63	13,935.63	-13,935.63
<a href="#">230-7100-502102</a> GROUP INSURANCE	0.00	0.00	4,441.16	21,265.16	21,265.16	-21,265.16
<a href="#">230-7100-502103</a> DISABILITY INSURANCE	0.00	0.00	39.38	219.89	219.89	-219.89
<a href="#">230-7100-502104</a> WORKERS COMPENSATION INS	0.00	0.00	0.00	2,383.00	2,383.00	-2,383.00
<b>ExpType: 50 - Personnel Services Total:</b>	<b>0.00</b>	<b>0.00</b>	<b>28,096.78</b>	<b>147,490.16</b>	<b>147,490.16</b>	<b>-147,490.16</b>
<b>ExpType: 51 - Contractual and Maintenance Services</b>						
<a href="#">230-7100-512210</a> COMMUNICATIONS SERVICE AGREEME...	0.00	0.00	127.32	389.28	389.28	-389.28
<a href="#">230-7100-512220</a> UTILITIES	0.00	0.00	1,600.63	9,743.66	9,743.66	-9,743.66
<a href="#">230-7100-512240</a> RENTS & CONTRACTUALS	0.00	0.00	166.44	3,830.44	6,557.76	-6,557.76
<a href="#">230-7100-513200</a> TRAVEL, TRAINING, MEETINGS	0.00	0.00	90.00	90.00	90.00	-90.00
<a href="#">230-7100-513210</a> MEMBERSHIP DUES, SUBSCR	0.00	0.00	47.58	1,059.63	1,059.63	-1,059.63
<a href="#">230-7100-513302</a> MACHINES & EQUIPMENT	0.00	0.00	349.03	9,946.44	9,946.44	-9,946.44
<b>ExpType: 51 - Contractual and Maintenance Services Total:</b>	<b>0.00</b>	<b>0.00</b>	<b>2,381.00</b>	<b>25,059.45</b>	<b>27,786.77</b>	<b>-27,786.77</b>
<b>ExpType: 52 - Supplies, Materials and Small Equipment</b>						
<a href="#">230-7100-521300</a> OFFICE SUPPLIES	0.00	0.00	64.08	139.56	139.56	-139.56
<a href="#">230-7100-522300</a> WEARING APPAREL	0.00	0.00	0.00	1,105.15	1,105.15	-1,105.15
<a href="#">230-7100-522301</a> TOOLS	0.00	0.00	2,369.52	6,079.69	6,079.69	-6,079.69
<a href="#">230-7100-522302</a> BOTANICAL & AGRICULTURAL	0.00	0.00	0.00	2,005.12	2,005.12	-2,005.12
<a href="#">230-7100-522305</a> MOTOR VEHICLE FUEL	0.00	0.00	0.00	914.60	9,746.56	-9,746.56
<a href="#">230-7100-522307</a> CHEMICALS-MEDICAL & LAB	0.00	0.00	0.00	4,890.92	7,660.83	-7,660.83
<a href="#">230-7100-523301</a> OFFICE FURNITURE	0.00	0.00	616.46	783.14	783.14	-783.14
<b>ExpType: 52 - Supplies, Materials and Small Equipment Total:</b>	<b>0.00</b>	<b>0.00</b>	<b>3,050.06</b>	<b>15,918.18</b>	<b>27,520.05</b>	<b>-27,520.05</b>
<b>ExpType: 60 - Capital Outlay</b>						
<a href="#">230-7100-605500</a> MACHINES & EQUIPMENT	0.00	0.00	45,864.19	45,864.19	-42,156.23	42,156.23
<b>ExpType: 60 - Capital Outlay Total:</b>	<b>0.00</b>	<b>0.00</b>	<b>45,864.19</b>	<b>45,864.19</b>	<b>-42,156.23</b>	<b>42,156.23</b>
<b>Division: 7100 - Ebony Golf Course Total:</b>	<b>0.00</b>	<b>0.00</b>	<b>79,392.03</b>	<b>234,331.98</b>	<b>160,640.75</b>	<b>-160,640.75</b>
<b>Division: 9500 - Non-Departmental</b>						
<b>ExpType: 51 - Contractual and Maintenance Services</b>						
<a href="#">230-9500-513230</a> CREDIT CARD MERCHANT CHARGES	0.00	0.00	0.00	1,441.02	1,441.02	-1,441.02
<b>ExpType: 51 - Contractual and Maintenance Services Total:</b>	<b>0.00</b>	<b>0.00</b>	<b>0.00</b>	<b>1,441.02</b>	<b>1,441.02</b>	<b>-1,441.02</b>
<b>ExpType: 55 - Non-Dept - Other</b>						
<a href="#">230-9500-551401</a> FLAT RATE ASSESSMENT	0.00	0.00	0.00	1,226.60	1,226.60	-1,226.60
<a href="#">230-9500-551402</a> GENERAL INSURANCE	0.00	0.00	0.00	6,525.16	6,525.16	-6,525.16
<a href="#">230-9500-551421</a> PURCHASES FOR RESALE	0.00	0.00	3,815.61	12,629.69	12,629.69	-12,629.69

## Unaudited Income Statement - Expenses

For Fiscal: 2022-2023 Period Ending: 03/31/2023

		Original Total Budget	Current Total Budget	MTD Activity	YTD Activity	YTD Activity + Encumbrances	Budget Remaining
<a href="#">230-9500-551422</a>	PURCH FOR RESALE RSTRNT	0.00	0.00	1,489.81	3,992.42	9,842.30	-9,842.30
	<b>ExpType: 55 - Non-Dept - Other Total:</b>	<b>0.00</b>	<b>0.00</b>	<b>5,305.42</b>	<b>24,373.87</b>	<b>30,223.75</b>	<b>-30,223.75</b>
	<b>ExpType: 70 - Debt Service</b>						
<a href="#">230-9500-701730</a>	LEASES PAYABLE PRINCIPAL	0.00	0.00	3,063.00	18,328.08	18,328.08	-18,328.08
<a href="#">230-9500-702731</a>	LEASES PAYABLE INTEREST	0.00	0.00	112.73	726.37	726.37	-726.37
	<b>ExpType: 70 - Debt Service Total:</b>	<b>0.00</b>	<b>0.00</b>	<b>3,175.73</b>	<b>19,054.45</b>	<b>19,054.45</b>	<b>-19,054.45</b>
	<b>Division: 9500 - Non-Departmental Total:</b>	<b>0.00</b>	<b>0.00</b>	<b>8,481.15</b>	<b>44,869.34</b>	<b>50,719.22</b>	<b>-50,719.22</b>
	<b>Expense Total:</b>	<b>0.00</b>	<b>0.00</b>	<b>87,873.18</b>	<b>279,201.32</b>	<b>211,359.97</b>	<b>-211,359.97</b>
	<b>Fund: 230 - EBONY GOLF COURSE FUND Total:</b>	<b>0.00</b>	<b>0.00</b>	<b>87,873.18</b>	<b>279,201.32</b>	<b>211,359.97</b>	<b>-211,359.97</b>
<b>Fund: 240 - LOS LAGOS GOLF CLUB FUND</b>							
<b>Expense</b>							
<b>Division: 7200 - Los Lagos Golf Club</b>							
<b>ExpType: 50 - Personnel Services</b>							
<a href="#">240-7200-501100</a>	SALARIES	0.00	0.00	54,486.88	351,298.89	351,298.89	-351,298.89
<a href="#">240-7200-501101</a>	LONGEVITY	0.00	0.00	2,646.00	16,968.00	16,968.00	-16,968.00
<a href="#">240-7200-501102</a>	OVERTIME	0.00	0.00	235.85	1,689.89	1,689.89	-1,689.89
<a href="#">240-7200-501110</a>	PART-TIME WAGES	0.00	0.00	11,406.86	76,738.53	76,738.53	-76,738.53
<a href="#">240-7200-502100</a>	TAXES	0.00	0.00	5,180.03	33,567.35	33,567.35	-33,567.35
<a href="#">240-7200-502101</a>	RETIREMENT	0.00	0.00	9,670.86	61,450.44	61,450.44	-61,450.44
<a href="#">240-7200-502102</a>	GROUP INSURANCE	0.00	0.00	12,048.80	72,793.44	72,793.44	-72,793.44
<a href="#">240-7200-502103</a>	DISABILITY INSURANCE	0.00	0.00	149.14	961.88	961.88	-961.88
<a href="#">240-7200-502104</a>	WORKERS COMPENSATION INS	0.00	0.00	0.00	14,478.00	14,478.00	-14,478.00
	<b>ExpType: 50 - Personnel Services Total:</b>	<b>0.00</b>	<b>0.00</b>	<b>95,824.42</b>	<b>629,946.42</b>	<b>629,946.42</b>	<b>-629,946.42</b>
<b>ExpType: 51 - Contractual and Maintenance Services</b>							
<a href="#">240-7200-512210</a>	COMMUNICATIONS SERVICE AGREEME...	0.00	0.00	862.63	13,696.27	13,696.27	-13,696.27
<a href="#">240-7200-512220</a>	UTILITIES	0.00	0.00	4,671.16	22,431.17	22,431.17	-22,431.17
<a href="#">240-7200-512240</a>	RENTS & CONTRACTUALS	0.00	0.00	6,883.25	47,757.31	86,485.19	-86,485.19
<a href="#">240-7200-513200</a>	TRAVEL, TRAINING, MEETINGS	0.00	0.00	714.86	1,779.31	1,779.31	-1,779.31
<a href="#">240-7200-513210</a>	MEMBERSHIP DUES, SUBSCR	0.00	0.00	1,079.53	5,348.79	5,348.79	-5,348.79
<a href="#">240-7200-513290</a>	OTHER	0.00	0.00	0.00	775.00	775.00	-775.00
<a href="#">240-7200-513300</a>	MOTOR VEHICLES - MAINTENANCE	0.00	0.00	761.54	3,949.39	3,949.39	-3,949.39
<a href="#">240-7200-513302</a>	MACHINES & EQUIPMENT	0.00	0.00	5,160.22	24,859.64	25,798.85	-25,798.85
	<b>ExpType: 51 - Contractual and Maintenance Services Total:</b>	<b>0.00</b>	<b>0.00</b>	<b>20,133.19</b>	<b>120,596.88</b>	<b>160,263.97</b>	<b>-160,263.97</b>
<b>ExpType: 52 - Supplies, Materials and Small Equipment</b>							
<a href="#">240-7200-521300</a>	OFFICE SUPPLIES	0.00	0.00	759.14	2,715.83	2,715.83	-2,715.83
<a href="#">240-7200-522300</a>	WEARING APPAREL	0.00	0.00	0.00	1,662.50	1,662.50	-1,662.50
<a href="#">240-7200-522301</a>	TOOLS	0.00	0.00	98.20	5,907.23	5,907.23	-5,907.23
<a href="#">240-7200-522302</a>	BOTANICAL & AGRICULTURAL	0.00	0.00	6,224.00	57,139.41	65,111.23	-65,111.23
<a href="#">240-7200-522305</a>	MOTOR VEHICLE FUEL	0.00	0.00	1,345.15	6,757.69	15,489.42	-15,489.42
<a href="#">240-7200-522306</a>	JANITORIAL	0.00	0.00	225.12	898.67	948.66	-948.66
<a href="#">240-7200-522312</a>	BUILDING	0.00	0.00	2,527.59	7,887.17	16,087.17	-16,087.17
<a href="#">240-7200-522316</a>	MOTOR VEHICLES - SUPPLIES	0.00	0.00	0.00	542.02	542.02	-542.02
<a href="#">240-7200-523302</a>	MACHINES & EQUIPMENT	0.00	0.00	0.00	2,213.14	2,213.14	-2,213.14
<a href="#">240-7200-525340</a>	WATER & SANITARY SEWER	0.00	0.00	1,525.50	4,976.04	4,976.04	-4,976.04
	<b>ExpType: 52 - Supplies, Materials and Small Equipment Total:</b>	<b>0.00</b>	<b>0.00</b>	<b>12,704.70</b>	<b>90,699.70</b>	<b>115,653.24</b>	<b>-115,653.24</b>
<b>ExpType: 60 - Capital Outlay</b>							
<a href="#">240-7200-605500</a>	MACHINES & EQUIPMENT	0.00	0.00	45,864.19	66,863.19	2,476.77	-2,476.77
<a href="#">240-7200-605590</a>	OTHER CAPITAL OUTLAY	0.00	0.00	0.00	14,539.35	40.35	-40.35
	<b>ExpType: 60 - Capital Outlay Total:</b>	<b>0.00</b>	<b>0.00</b>	<b>45,864.19</b>	<b>81,402.54</b>	<b>2,517.12</b>	<b>-2,517.12</b>
	<b>Division: 7200 - Los Lagos Golf Club Total:</b>	<b>0.00</b>	<b>0.00</b>	<b>174,526.50</b>	<b>922,645.54</b>	<b>908,380.75</b>	<b>-908,380.75</b>
<b>Division: 9500 - Non-Departmental</b>							
<b>ExpType: 51 - Contractual and Maintenance Services</b>							
<a href="#">240-9500-513230</a>	CREDIT CARD MERCHANT CHARGES	0.00	0.00	0.00	8,096.19	8,096.19	-8,096.19
	<b>ExpType: 51 - Contractual and Maintenance Services Total:</b>	<b>0.00</b>	<b>0.00</b>	<b>0.00</b>	<b>8,096.19</b>	<b>8,096.19</b>	<b>-8,096.19</b>
<b>ExpType: 55 - Non-Dept - Other</b>							
<a href="#">240-9500-551401</a>	FLAT RATE ASSESSMENT	0.00	0.00	0.00	2,447.40	2,447.40	-2,447.40

Unaudited Income Statement - Expenses

For Fiscal: 2022-2023 Period Ending: 03/31/2023

		Original Total Budget	Current Total Budget	MTD Activity	YTD Activity	YTD Activity + Encumbrances	Budget Remaining
<a href="#">240-9500-551402</a>	GENERAL INSURANCE	0.00	0.00	0.00	20,624.19	20,624.19	-20,624.19
<a href="#">240-9500-551421</a>	PURCHASES FOR RESALE	0.00	0.00	19,969.70	59,405.73	80,936.97	-80,936.97
<a href="#">240-9500-551422</a>	PURCH FOR RESALE RSTRNT	0.00	0.00	19,694.37	80,433.19	92,592.58	-92,592.58
	<b>ExpType: 55 - Non-Dept - Other Total:</b>	<b>0.00</b>	<b>0.00</b>	<b>39,664.07</b>	<b>162,910.51</b>	<b>196,601.14</b>	<b>-196,601.14</b>
	<b>ExpType: 70 - Debt Service</b>						
<a href="#">240-9500-701700</a>	BOND PRINCIPAL PAYMENT	0.00	0.00	0.00	361,915.76	361,915.76	-361,915.76
<a href="#">240-9500-701730</a>	LEASES PAYABLE PRINCIPAL	0.00	0.00	6,777.42	43,607.84	43,607.84	-43,607.84
<a href="#">240-9500-702701</a>	BOND INTEREST EXPENSE	0.00	0.00	0.00	18,647.06	18,647.06	-18,647.06
<a href="#">240-9500-702731</a>	LEASES PAYABLE INTEREST	0.00	0.00	507.33	3,158.32	3,158.32	-3,158.32
	<b>ExpType: 70 - Debt Service Total:</b>	<b>0.00</b>	<b>0.00</b>	<b>7,284.75</b>	<b>427,328.98</b>	<b>427,328.98</b>	<b>-427,328.98</b>
	<b>Division: 9500 - Non-Departmental Total:</b>	<b>0.00</b>	<b>0.00</b>	<b>46,948.82</b>	<b>598,335.68</b>	<b>632,026.31</b>	<b>-632,026.31</b>
	<b>Expense Total:</b>	<b>0.00</b>	<b>0.00</b>	<b>221,475.32</b>	<b>1,520,981.22</b>	<b>1,540,407.06</b>	<b>-1,540,407.06</b>
	<b>Fund: 240 - LOS LAGOS GOLF CLUB FUND Total:</b>	<b>0.00</b>	<b>0.00</b>	<b>221,475.32</b>	<b>1,520,981.22</b>	<b>1,540,407.06</b>	<b>-1,540,407.06</b>
	<b>Report Surplus (Deficit):</b>	<b>0.00</b>	<b>0.00</b>	<b>-12,693,378.13</b>	<b>-70,902,521.70</b>	<b>-71,377,203.82</b>	

## Group Summary

ExpType	Original Total Budget	Current Total Budget	MTD Activity	YTD Activity	YTD Activity + Encumbrances	Budget Remaining
<b>Fund: 100 - GENERAL FUND</b>						
<b>Expense</b>						
<b>Division: 0100 - Mayor &amp; Council</b>						
50 - Personnel Services	0.00	0.00	2,160.27	23,383.16	23,383.16	-23,383.16
51 - Contractual and Maintenance Services	0.00	0.00	49,365.89	96,075.01	96,075.01	-96,075.01
52 - Supplies, Materials and Small Equipment	0.00	0.00	1,010.36	2,995.05	2,995.05	-2,995.05
<b>Division: 0100 - Mayor &amp; Council Total:</b>	<b>0.00</b>	<b>0.00</b>	<b>52,536.52</b>	<b>122,453.22</b>	<b>122,453.22</b>	<b>-122,453.22</b>
<b>Division: 0200 - City Manager</b>						
50 - Personnel Services	0.00	0.00	95,864.49	623,407.27	623,407.27	-623,407.27
51 - Contractual and Maintenance Services	0.00	0.00	12,649.52	147,862.15	158,374.15	-158,374.15
52 - Supplies, Materials and Small Equipment	0.00	0.00	961.29	4,314.42	4,314.42	-4,314.42
80 - Grants Incentives	0.00	0.00	7,595.76	54,658.44	54,658.44	-54,658.44
<b>Division: 0200 - City Manager Total:</b>	<b>0.00</b>	<b>0.00</b>	<b>117,071.06</b>	<b>830,242.28</b>	<b>840,754.28</b>	<b>-840,754.28</b>
<b>Division: 0300 - Legal</b>						
50 - Personnel Services	0.00	0.00	7,327.15	47,674.53	47,674.53	-47,674.53
51 - Contractual and Maintenance Services	0.00	0.00	12,479.19	47,285.91	47,285.91	-47,285.91
52 - Supplies, Materials and Small Equipment	0.00	0.00	136.51	1,186.55	5,482.55	-5,482.55
<b>Division: 0300 - Legal Total:</b>	<b>0.00</b>	<b>0.00</b>	<b>19,942.85</b>	<b>96,146.99</b>	<b>100,442.99</b>	<b>-100,442.99</b>
<b>Division: 0400 - City Secretary</b>						
50 - Personnel Services	0.00	0.00	37,247.40	238,857.68	238,857.68	-238,857.68
51 - Contractual and Maintenance Services	0.00	0.00	8,083.47	14,675.91	31,425.42	-31,425.42
52 - Supplies, Materials and Small Equipment	0.00	0.00	457.75	4,169.75	4,169.75	-4,169.75
<b>Division: 0400 - City Secretary Total:</b>	<b>0.00</b>	<b>0.00</b>	<b>45,788.62</b>	<b>257,703.34</b>	<b>274,452.85</b>	<b>-274,452.85</b>
<b>Division: 0500 - Finance</b>						
50 - Personnel Services	0.00	0.00	84,501.68	584,900.90	584,900.90	-584,900.90
51 - Contractual and Maintenance Services	0.00	0.00	3,107.25	23,730.30	76,924.30	-76,924.30
52 - Supplies, Materials and Small Equipment	0.00	0.00	1,851.30	4,811.87	10,075.94	-10,075.94
<b>Division: 0500 - Finance Total:</b>	<b>0.00</b>	<b>0.00</b>	<b>89,460.23</b>	<b>613,443.07</b>	<b>671,901.14</b>	<b>-671,901.14</b>
<b>Division: 0600 - Human Resources</b>						
50 - Personnel Services	0.00	0.00	72,057.32	465,178.42	465,178.42	-465,178.42
51 - Contractual and Maintenance Services	0.00	0.00	26,702.61	87,299.05	113,484.80	-113,484.80
52 - Supplies, Materials and Small Equipment	0.00	0.00	2,363.01	22,761.46	25,980.21	-25,980.21
<b>Division: 0600 - Human Resources Total:</b>	<b>0.00</b>	<b>0.00</b>	<b>101,122.94</b>	<b>575,238.93</b>	<b>604,643.43</b>	<b>-604,643.43</b>
<b>Division: 0700 - Municipal Court</b>						
50 - Personnel Services	0.00	0.00	75,091.43	471,534.86	471,534.86	-471,534.86
51 - Contractual and Maintenance Services	0.00	0.00	2,343.56	22,117.26	39,829.26	-39,829.26
52 - Supplies, Materials and Small Equipment	0.00	0.00	1,035.94	4,525.47	4,525.47	-4,525.47
60 - Capital Outlay	0.00	0.00	0.00	0.00	-56,520.00	56,520.00
<b>Division: 0700 - Municipal Court Total:</b>	<b>0.00</b>	<b>0.00</b>	<b>78,470.93</b>	<b>498,177.59</b>	<b>459,369.59</b>	<b>-459,369.59</b>
<b>Division: 0800 - Engineering</b>						
50 - Personnel Services	0.00	0.00	74,983.02	540,962.58	540,962.58	-540,962.58
51 - Contractual and Maintenance Services	0.00	0.00	76,655.11	108,942.63	134,390.63	-134,390.63
52 - Supplies, Materials and Small Equipment	0.00	0.00	6,451.90	27,716.69	27,716.69	-27,716.69
60 - Capital Outlay	0.00	0.00	0.00	14,424.91	14,424.91	-14,424.91
<b>Division: 0800 - Engineering Total:</b>	<b>0.00</b>	<b>0.00</b>	<b>158,090.03</b>	<b>692,046.81</b>	<b>717,494.81</b>	<b>-717,494.81</b>
<b>Division: 0900 - Planning &amp; Zoning</b>						
50 - Personnel Services	0.00	0.00	52,679.82	348,102.13	348,102.13	-348,102.13
51 - Contractual and Maintenance Services	0.00	0.00	3,750.92	21,974.54	30,950.54	-30,950.54
52 - Supplies, Materials and Small Equipment	0.00	0.00	342.34	4,820.25	4,820.25	-4,820.25
<b>Division: 0900 - Planning &amp; Zoning Total:</b>	<b>0.00</b>	<b>0.00</b>	<b>56,773.08</b>	<b>374,896.92</b>	<b>383,872.92</b>	<b>-383,872.92</b>
<b>Division: 1000 - Information Technology</b>						
50 - Personnel Services	0.00	0.00	97,389.06	576,780.95	576,780.95	-576,780.95
51 - Contractual and Maintenance Services	0.00	0.00	41,601.97	361,790.69	398,258.19	-398,258.19
52 - Supplies, Materials and Small Equipment	0.00	0.00	7,927.66	59,961.36	59,961.36	-59,961.36

**Unaudited Income Statement - Expenses**
**For Fiscal: 2022-2023 Period Ending: 03/31/2023**

ExpType	Original Total Budget	Current Total Budget	MTD Activity	YTD Activity	YTD Activity + Encumbrances	Budget Remaining
60 - Capital Outlay	0.00	0.00	45,584.90	84,063.14	0.00	0.00
<b>Division: 1000 - Information Technology Total:</b>	<b>0.00</b>	<b>0.00</b>	<b>192,503.59</b>	<b>1,082,596.14</b>	<b>1,035,000.50</b>	<b>-1,035,000.50</b>
<b>Division: 1100 - Communications and Media</b>						
50 - Personnel Services	0.00	0.00	59,607.43	368,741.13	368,741.13	-368,741.13
51 - Contractual and Maintenance Services	0.00	0.00	10,298.95	37,220.98	37,220.98	-37,220.98
52 - Supplies, Materials and Small Equipment	0.00	0.00	5,251.87	10,769.96	10,769.96	-10,769.96
<b>Division: 1100 - Communications and Media Total:</b>	<b>0.00</b>	<b>0.00</b>	<b>75,158.25</b>	<b>416,732.07</b>	<b>416,732.07</b>	<b>-416,732.07</b>
<b>Division: 1600 - City Hall</b>						
51 - Contractual and Maintenance Services	0.00	0.00	10,756.70	53,918.24	113,420.99	-113,420.99
52 - Supplies, Materials and Small Equipment	0.00	0.00	2,503.35	3,332.04	3,332.04	-3,332.04
<b>Division: 1600 - City Hall Total:</b>	<b>0.00</b>	<b>0.00</b>	<b>13,260.05</b>	<b>57,250.28</b>	<b>116,753.03</b>	<b>-116,753.03</b>
<b>Division: 2000 - Police</b>						
50 - Personnel Services	0.00	0.00	1,797,812.18	11,941,676.21	11,941,676.21	-11,941,676.21
51 - Contractual and Maintenance Services	0.00	0.00	115,875.49	721,334.23	911,386.60	-911,386.60
52 - Supplies, Materials and Small Equipment	0.00	0.00	126,319.17	402,344.08	857,810.49	-857,810.49
60 - Capital Outlay	0.00	0.00	652,330.30	952,544.02	0.00	0.00
<b>Division: 2000 - Police Total:</b>	<b>0.00</b>	<b>0.00</b>	<b>2,692,337.14</b>	<b>14,017,898.54</b>	<b>13,710,873.30</b>	<b>-13,710,873.30</b>
<b>Division: 2500 - Fire</b>						
50 - Personnel Services	0.00	0.00	557,207.71	3,702,914.36	3,702,914.36	-3,702,914.36
51 - Contractual and Maintenance Services	0.00	0.00	26,935.39	215,487.56	270,241.71	-270,241.71
52 - Supplies, Materials and Small Equipment	0.00	0.00	26,804.61	165,112.25	314,741.73	-314,741.73
60 - Capital Outlay	0.00	0.00	0.00	100,671.21	170,500.25	-170,500.25
<b>Division: 2500 - Fire Total:</b>	<b>0.00</b>	<b>0.00</b>	<b>610,947.71</b>	<b>4,184,185.38</b>	<b>4,458,398.05</b>	<b>-4,458,398.05</b>
<b>Division: 2501 - Fire Prevention</b>						
50 - Personnel Services	0.00	0.00	79,759.11	527,647.18	527,647.18	-527,647.18
51 - Contractual and Maintenance Services	0.00	0.00	5,863.76	22,707.61	23,344.61	-23,344.61
52 - Supplies, Materials and Small Equipment	0.00	0.00	3,081.47	32,163.00	32,163.00	-32,163.00
<b>Division: 2501 - Fire Prevention Total:</b>	<b>0.00</b>	<b>0.00</b>	<b>88,704.34</b>	<b>582,517.79</b>	<b>583,154.79</b>	<b>-583,154.79</b>
<b>Division: 3000 - Public Works Administration</b>						
50 - Personnel Services	0.00	0.00	35,389.59	229,793.84	229,793.84	-229,793.84
51 - Contractual and Maintenance Services	0.00	0.00	1,199.30	34,836.59	34,836.59	-34,836.59
52 - Supplies, Materials and Small Equipment	0.00	0.00	763.83	73,347.81	73,347.81	-73,347.81
<b>Division: 3000 - Public Works Administration Total:</b>	<b>0.00</b>	<b>0.00</b>	<b>37,352.72</b>	<b>337,978.24</b>	<b>337,978.24</b>	<b>-337,978.24</b>
<b>Division: 3001 - Streets</b>						
50 - Personnel Services	0.00	0.00	173,375.18	1,150,421.44	1,150,421.44	-1,150,421.44
51 - Contractual and Maintenance Services	0.00	0.00	155,422.48	731,074.30	762,275.80	-762,275.80
52 - Supplies, Materials and Small Equipment	0.00	0.00	27,434.49	206,895.18	220,860.12	-220,860.12
60 - Capital Outlay	0.00	0.00	0.00	165,503.00	0.00	0.00
<b>Division: 3001 - Streets Total:</b>	<b>0.00</b>	<b>0.00</b>	<b>356,232.15</b>	<b>2,253,893.92</b>	<b>2,133,557.36</b>	<b>-2,133,557.36</b>
<b>Division: 3002 - ROW</b>						
50 - Personnel Services	0.00	0.00	125,424.50	739,299.74	739,299.74	-739,299.74
51 - Contractual and Maintenance Services	0.00	0.00	9,458.07	90,532.10	106,802.78	-106,802.78
52 - Supplies, Materials and Small Equipment	0.00	0.00	22,434.76	110,975.87	120,969.70	-120,969.70
60 - Capital Outlay	0.00	0.00	13,541.00	52,390.32	-26,259.00	26,259.00
<b>Division: 3002 - ROW Total:</b>	<b>0.00</b>	<b>0.00</b>	<b>170,858.33</b>	<b>993,198.03</b>	<b>940,813.22</b>	<b>-940,813.22</b>
<b>Division: 4000 - Parks</b>						
50 - Personnel Services	0.00	0.00	179,014.22	1,185,726.47	1,185,726.47	-1,185,726.47
51 - Contractual and Maintenance Services	0.00	0.00	6,952.91	79,473.96	97,641.96	-97,641.96
52 - Supplies, Materials and Small Equipment	0.00	0.00	50,995.35	290,377.90	296,529.60	-296,529.60
60 - Capital Outlay	0.00	0.00	238,988.00	454,613.00	675.00	-675.00
<b>Division: 4000 - Parks Total:</b>	<b>0.00</b>	<b>0.00</b>	<b>475,950.48</b>	<b>2,010,191.33</b>	<b>1,580,573.03</b>	<b>-1,580,573.03</b>
<b>Division: 4002 - Recreation</b>						
50 - Personnel Services	0.00	0.00	151,077.29	936,430.94	936,430.94	-936,430.94
51 - Contractual and Maintenance Services	0.00	0.00	16,260.12	132,748.97	170,312.99	-170,312.99
52 - Supplies, Materials and Small Equipment	0.00	0.00	30,234.22	164,827.71	218,086.05	-218,086.05

## Unaudited Income Statement - Expenses

For Fiscal: 2022-2023 Period Ending: 03/31/2023

ExpType	Original Total Budget	Current Total Budget	MTD Activity	YTD Activity	YTD Activity + Encumbrances	Budget Remaining
60 - Capital Outlay	0.00	0.00	0.00	53,000.00	0.00	0.00
<b>Division: 4002 - Recreation Total:</b>	<b>0.00</b>	<b>0.00</b>	<b>197,571.63</b>	<b>1,287,007.62</b>	<b>1,324,829.98</b>	<b>-1,324,829.98</b>
<b>Division: 4003 - World Birding Center</b>						
50 - Personnel Services	0.00	0.00	42,590.56	277,262.00	277,262.00	-277,262.00
51 - Contractual and Maintenance Services	0.00	0.00	8,981.45	29,505.30	52,785.30	-52,785.30
52 - Supplies, Materials and Small Equipment	0.00	0.00	4,822.90	26,101.41	27,688.69	-27,688.69
55 - Non-Dept - Other	0.00	0.00	932.62	5,774.62	5,929.62	-5,929.62
60 - Capital Outlay	0.00	0.00	3,305.32	40,236.55	40,236.55	-40,236.55
<b>Division: 4003 - World Birding Center Total:</b>	<b>0.00</b>	<b>0.00</b>	<b>60,632.85</b>	<b>378,879.88</b>	<b>403,902.16</b>	<b>-403,902.16</b>
<b>Division: 4004 - Bldg Maint</b>						
50 - Personnel Services	0.00	0.00	117,704.05	865,210.31	865,210.31	-865,210.31
51 - Contractual and Maintenance Services	0.00	0.00	104,214.96	550,086.64	429,590.64	-429,590.64
52 - Supplies, Materials and Small Equipment	0.00	0.00	5,449.51	104,297.03	108,984.88	-108,984.88
60 - Capital Outlay	0.00	0.00	3,904.61	134,058.11	0.00	0.00
<b>Division: 4004 - Bldg Maint Total:</b>	<b>0.00</b>	<b>0.00</b>	<b>231,273.13</b>	<b>1,653,652.09</b>	<b>1,403,785.83</b>	<b>-1,403,785.83</b>
<b>Division: 4100 - Library</b>						
50 - Personnel Services	0.00	0.00	134,228.60	901,143.61	901,143.61	-901,143.61
51 - Contractual and Maintenance Services	0.00	0.00	43,072.55	158,918.13	204,689.10	-204,689.10
52 - Supplies, Materials and Small Equipment	0.00	0.00	4,961.59	75,040.37	96,570.71	-96,570.71
55 - Non-Dept - Other	0.00	0.00	5,201.04	15,262.04	15,262.04	-15,262.04
60 - Capital Outlay	0.00	0.00	65,300.00	65,300.00	0.00	0.00
<b>Division: 4100 - Library Total:</b>	<b>0.00</b>	<b>0.00</b>	<b>252,763.78</b>	<b>1,215,664.15</b>	<b>1,217,665.46</b>	<b>-1,217,665.46</b>
<b>Division: 5000 - Grants Administration</b>						
50 - Personnel Services	0.00	0.00	36,450.86	225,419.67	225,419.67	-225,419.67
51 - Contractual and Maintenance Services	0.00	0.00	680.09	7,433.44	11,729.44	-11,729.44
52 - Supplies, Materials and Small Equipment	0.00	0.00	45.23	1,004.77	1,004.77	-1,004.77
<b>Division: 5000 - Grants Administration Total:</b>	<b>0.00</b>	<b>0.00</b>	<b>37,176.18</b>	<b>233,857.88</b>	<b>238,153.88</b>	<b>-238,153.88</b>
<b>Division: 5900 - Building Safety</b>						
50 - Personnel Services	0.00	0.00	150,497.45	958,944.55	958,944.55	-958,944.55
51 - Contractual and Maintenance Services	0.00	0.00	11,096.99	169,038.69	178,014.69	-178,014.69
52 - Supplies, Materials and Small Equipment	0.00	0.00	3,249.30	27,003.76	27,003.76	-27,003.76
<b>Division: 5900 - Building Safety Total:</b>	<b>0.00</b>	<b>0.00</b>	<b>164,843.74</b>	<b>1,154,987.00</b>	<b>1,163,963.00</b>	<b>-1,163,963.00</b>
<b>Division: 8000 - EEDC Administration</b>						
50 - Personnel Services	0.00	0.00	0.00	3,307.62	3,307.62	-3,307.62
51 - Contractual and Maintenance Services	0.00	0.00	0.00	241.35	241.35	-241.35
<b>Division: 8000 - EEDC Administration Total:</b>	<b>0.00</b>	<b>0.00</b>	<b>0.00</b>	<b>3,548.97</b>	<b>3,548.97</b>	<b>-3,548.97</b>
<b>Division: 9500 - Non-Departmental</b>						
51 - Contractual and Maintenance Services	0.00	0.00	104,847.49	1,355,108.52	1,569,108.30	-1,569,108.30
55 - Non-Dept - Other	0.00	0.00	119,069.13	1,290,665.22	1,290,665.22	-1,290,665.22
70 - Debt Service	0.00	0.00	258,690.79	1,827,690.77	1,827,690.77	-1,827,690.77
<b>Division: 9500 - Non-Departmental Total:</b>	<b>0.00</b>	<b>0.00</b>	<b>482,607.41</b>	<b>4,473,464.51</b>	<b>4,687,464.29</b>	<b>-4,687,464.29</b>
<b>Expense Total:</b>	<b>0.00</b>	<b>0.00</b>	<b>6,859,429.74</b>	<b>40,397,852.97</b>	<b>39,932,532.39</b>	<b>-39,932,532.39</b>
<b>Fund: 100 - GENERAL FUND Total:</b>	<b>0.00</b>	<b>0.00</b>	<b>6,859,429.74</b>	<b>40,397,852.97</b>	<b>39,932,532.39</b>	<b>-39,932,532.39</b>
<b>Fund: 113 - HOTEL OCCUPANCY TAX FUND</b>						
<b>Expense</b>						
<b>Division: 9500 - Non-Departmental</b>						
51 - Contractual and Maintenance Services	0.00	0.00	0.00	2,516.40	2,516.40	-2,516.40
55 - Non-Dept - Other	0.00	0.00	18,712.85	83,063.32	83,063.32	-83,063.32
60 - Capital Outlay	0.00	0.00	0.00	3,225.50	3,225.50	-3,225.50
80 - Grants Incentives	0.00	0.00	25,832.63	157,842.60	312,842.82	-312,842.82
<b>Division: 9500 - Non-Departmental Total:</b>	<b>0.00</b>	<b>0.00</b>	<b>44,545.48</b>	<b>246,647.82</b>	<b>401,648.04</b>	<b>-401,648.04</b>
<b>Expense Total:</b>	<b>0.00</b>	<b>0.00</b>	<b>44,545.48</b>	<b>246,647.82</b>	<b>401,648.04</b>	<b>-401,648.04</b>
<b>Fund: 113 - HOTEL OCCUPANCY TAX FUND Total:</b>	<b>0.00</b>	<b>0.00</b>	<b>44,545.48</b>	<b>246,647.82</b>	<b>401,648.04</b>	<b>-401,648.04</b>

**Unaudited Income Statement - Expenses**
**For Fiscal: 2022-2023 Period Ending: 03/31/2023**

ExpType	Original Total Budget	Current Total Budget	MTD Activity	YTD Activity	YTD Activity + Encumbrances	Budget Remaining
<b>Fund: 150 - DEBT SERVICE FUND</b>						
<b>Expense</b>						
<b>Division: 9500 - Non-Departmental</b>						
70 - Debt Service	0.00	0.00	750.00	6,141,237.20	6,141,237.20	-6,141,237.20
<b>Division: 9500 - Non-Departmental Total:</b>	<b>0.00</b>	<b>0.00</b>	<b>750.00</b>	<b>6,141,237.20</b>	<b>6,141,237.20</b>	<b>-6,141,237.20</b>
<b>Expense Total:</b>	<b>0.00</b>	<b>0.00</b>	<b>750.00</b>	<b>6,141,237.20</b>	<b>6,141,237.20</b>	<b>-6,141,237.20</b>
<b>Fund: 150 - DEBT SERVICE FUND Total:</b>	<b>0.00</b>	<b>0.00</b>	<b>750.00</b>	<b>6,141,237.20</b>	<b>6,141,237.20</b>	<b>-6,141,237.20</b>
<b>Fund: 200 - UTILITY FUND</b>						
<b>Expense</b>						
<b>Division: 0500 - Finance</b>						
50 - Personnel Services	0.00	0.00	31,156.88	203,023.84	203,023.84	-203,023.84
51 - Contractual and Maintenance Services	0.00	0.00	27,409.89	102,724.41	123,476.91	-123,476.91
52 - Supplies, Materials and Small Equipment	0.00	0.00	737.75	5,852.48	3,749.38	-3,749.38
<b>Division: 0500 - Finance Total:</b>	<b>0.00</b>	<b>0.00</b>	<b>59,304.52</b>	<b>311,600.73</b>	<b>330,250.13</b>	<b>-330,250.13</b>
<b>Division: 6000 - Utility Administration</b>						
50 - Personnel Services	0.00	0.00	55,191.54	354,268.39	354,268.39	-354,268.39
51 - Contractual and Maintenance Services	0.00	0.00	5,851.51	10,201.15	45,333.80	-45,333.80
52 - Supplies, Materials and Small Equipment	0.00	0.00	177.41	3,842.43	3,842.43	-3,842.43
60 - Capital Outlay	0.00	0.00	18,000.00	39,000.00	0.00	0.00
<b>Division: 6000 - Utility Administration Total:</b>	<b>0.00</b>	<b>0.00</b>	<b>79,220.46</b>	<b>407,311.97</b>	<b>403,444.62</b>	<b>-403,444.62</b>
<b>Division: 6100 - Water Plant</b>						
50 - Personnel Services	0.00	0.00	101,000.58	654,624.01	654,624.01	-654,624.01
51 - Contractual and Maintenance Services	0.00	0.00	112,118.40	825,500.10	849,263.45	-849,263.45
52 - Supplies, Materials and Small Equipment	0.00	0.00	148,482.85	579,632.86	1,213,148.47	-1,213,148.47
60 - Capital Outlay	0.00	0.00	97,999.00	213,313.50	13,800.00	-13,800.00
<b>Division: 6100 - Water Plant Total:</b>	<b>0.00</b>	<b>0.00</b>	<b>459,600.83</b>	<b>2,273,070.47</b>	<b>2,730,835.93</b>	<b>-2,730,835.93</b>
<b>Division: 6200 - Waste Water Treatment Plant</b>						
50 - Personnel Services	0.00	0.00	134,280.59	907,004.24	907,004.24	-907,004.24
51 - Contractual and Maintenance Services	0.00	0.00	79,534.64	540,566.82	597,166.08	-597,166.08
52 - Supplies, Materials and Small Equipment	0.00	0.00	35,042.66	227,395.89	316,023.22	-316,023.22
60 - Capital Outlay	0.00	0.00	181,246.25	803,034.07	196,247.00	-196,247.00
<b>Division: 6200 - Waste Water Treatment Plant Total:</b>	<b>0.00</b>	<b>0.00</b>	<b>430,104.14</b>	<b>2,478,001.02</b>	<b>2,016,440.54</b>	<b>-2,016,440.54</b>
<b>Division: 6300 - Systems</b>						
50 - Personnel Services	0.00	0.00	206,137.50	1,315,436.23	1,315,436.23	-1,315,436.23
51 - Contractual and Maintenance Services	0.00	0.00	81,273.78	397,232.71	520,460.34	-520,460.34
52 - Supplies, Materials and Small Equipment	0.00	0.00	50,696.38	382,487.12	434,696.64	-434,696.64
60 - Capital Outlay	0.00	0.00	131.00	60,944.05	131.00	-131.00
<b>Division: 6300 - Systems Total:</b>	<b>0.00</b>	<b>0.00</b>	<b>338,238.66</b>	<b>2,156,100.11</b>	<b>2,270,724.21</b>	<b>-2,270,724.21</b>
<b>Division: 9500 - Non-Departmental</b>						
51 - Contractual and Maintenance Services	0.00	0.00	0.00	176,831.00	176,831.00	-176,831.00
55 - Non-Dept - Other	0.00	0.00	757.00	370,584.21	370,584.21	-370,584.21
70 - Debt Service	0.00	0.00	2,685,857.82	4,141,075.48	4,141,075.48	-4,141,075.48
<b>Division: 9500 - Non-Departmental Total:</b>	<b>0.00</b>	<b>0.00</b>	<b>2,686,614.82</b>	<b>4,688,490.69</b>	<b>4,688,490.69</b>	<b>-4,688,490.69</b>
<b>Expense Total:</b>	<b>0.00</b>	<b>0.00</b>	<b>4,053,083.43</b>	<b>12,314,574.99</b>	<b>12,440,186.12</b>	<b>-12,440,186.12</b>
<b>Fund: 200 - UTILITY FUND Total:</b>	<b>0.00</b>	<b>0.00</b>	<b>4,053,083.43</b>	<b>12,314,574.99</b>	<b>12,440,186.12</b>	<b>-12,440,186.12</b>
<b>Fund: 201 - UTILITIES PROJECTS FUND</b>						
<b>Expense</b>						
<b>Division: 6200 - Waste Water Treatment Plant</b>						
62 - Capital Projects - Enterprise	0.00	0.00	26,036.82	766,849.32	6,318.54	-6,318.54
<b>Division: 6200 - Waste Water Treatment Plant Total:</b>	<b>0.00</b>	<b>0.00</b>	<b>26,036.82</b>	<b>766,849.32</b>	<b>6,318.54</b>	<b>-6,318.54</b>
<b>Division: 6300 - Systems</b>						
62 - Capital Projects - Enterprise	0.00	0.00	0.00	122,473.43	0.00	0.00



## Unaudited Income Statement - Expenses

For Fiscal: 2022-2023 Period Ending: 03/31/2023

ExpType	Original Total Budget	Current Total Budget	MTD Activity	YTD Activity	YTD Activity + Encumbrances	Budget Remaining
Division: 6300 - Systems Total:	0.00	0.00	0.00	122,473.43	0.00	0.00
Expense Total:	0.00	0.00	26,036.82	889,322.75	6,318.54	-6,318.54
Fund: 201 - UTILITIES PROJECTS FUND Total:	0.00	0.00	26,036.82	889,322.75	6,318.54	-6,318.54
<b>Fund: 210 - SOLID WASTE MANAGEMENT FUND</b>						
<b>Expense</b>						
<b>Division: 6500 - Landfill</b>						
50 - Personnel Services	0.00	0.00	462,769.55	3,115,086.80	3,115,086.80	-3,115,086.80
51 - Contractual and Maintenance Services	0.00	0.00	325,796.26	1,146,300.86	1,511,832.37	-1,511,832.37
52 - Supplies, Materials and Small Equipment	0.00	0.00	178,644.21	1,076,844.76	2,212,676.34	-2,212,676.34
60 - Capital Outlay	0.00	0.00	-7,340.00	511,950.00	511,950.00	-511,950.00
Division: 6500 - Landfill Total:	0.00	0.00	959,870.02	5,850,182.42	7,351,545.51	-7,351,545.51
<b>Division: 9500 - Non-Departmental</b>						
51 - Contractual and Maintenance Services	0.00	0.00	0.41	71,108.35	71,108.35	-71,108.35
55 - Non-Dept - Other	0.00	0.00	590.92	301,146.37	301,146.37	-301,146.37
70 - Debt Service	0.00	0.00	190,085.85	1,646,706.06	1,646,706.06	-1,646,706.06
Division: 9500 - Non-Departmental Total:	0.00	0.00	190,677.18	2,018,960.78	2,018,960.78	-2,018,960.78
Expense Total:	0.00	0.00	1,150,547.20	7,869,143.20	9,370,506.29	-9,370,506.29
Fund: 210 - SOLID WASTE MANAGEMENT FUND Total:	0.00	0.00	1,150,547.20	7,869,143.20	9,370,506.29	-9,370,506.29
<b>Fund: 220 - EDINBURG INTERNATIONAL AIRPORT</b>						
<b>Expense</b>						
<b>Division: 7000 - Aviation</b>						
50 - Personnel Services	0.00	0.00	41,829.62	259,084.29	259,084.29	-259,084.29
51 - Contractual and Maintenance Services	0.00	0.00	20,295.57	216,857.32	278,498.59	-278,498.59
52 - Supplies, Materials and Small Equipment	0.00	0.00	3,472.43	17,068.41	25,407.12	-25,407.12
60 - Capital Outlay	0.00	0.00	109,108.10	129,108.10	148,576.10	-148,576.10
Division: 7000 - Aviation Total:	0.00	0.00	174,705.72	622,118.12	711,566.10	-711,566.10
<b>Division: 9500 - Non-Departmental</b>						
51 - Contractual and Maintenance Services	0.00	0.00	3,429.68	22,466.91	22,466.91	-22,466.91
55 - Non-Dept - Other	0.00	0.00	54,391.88	491,981.92	491,981.92	-491,981.92
70 - Debt Service	0.00	0.00	17,109.68	106,993.28	106,993.28	-106,993.28
Division: 9500 - Non-Departmental Total:	0.00	0.00	74,931.24	621,442.11	621,442.11	-621,442.11
Expense Total:	0.00	0.00	249,636.96	1,243,560.23	1,333,008.21	-1,333,008.21
Fund: 220 - EDINBURG INTERNATIONAL AIRPORT Total:	0.00	0.00	249,636.96	1,243,560.23	1,333,008.21	-1,333,008.21
<b>Fund: 230 - EBONY GOLF COURSE FUND</b>						
<b>Expense</b>						
<b>Division: 7100 - Ebony Golf Course</b>						
50 - Personnel Services	0.00	0.00	28,096.78	147,490.16	147,490.16	-147,490.16
51 - Contractual and Maintenance Services	0.00	0.00	2,381.00	25,059.45	27,786.77	-27,786.77
52 - Supplies, Materials and Small Equipment	0.00	0.00	3,050.06	15,918.18	27,520.05	-27,520.05
60 - Capital Outlay	0.00	0.00	45,864.19	45,864.19	-42,156.23	42,156.23
Division: 7100 - Ebony Golf Course Total:	0.00	0.00	79,392.03	234,331.98	160,640.75	-160,640.75
<b>Division: 9500 - Non-Departmental</b>						
51 - Contractual and Maintenance Services	0.00	0.00	0.00	1,441.02	1,441.02	-1,441.02
55 - Non-Dept - Other	0.00	0.00	5,305.42	24,373.87	30,223.75	-30,223.75
70 - Debt Service	0.00	0.00	3,175.73	19,054.45	19,054.45	-19,054.45
Division: 9500 - Non-Departmental Total:	0.00	0.00	8,481.15	44,869.34	50,719.22	-50,719.22
Expense Total:	0.00	0.00	87,873.18	279,201.32	211,359.97	-211,359.97
Fund: 230 - EBONY GOLF COURSE FUND Total:	0.00	0.00	87,873.18	279,201.32	211,359.97	-211,359.97
<b>Fund: 240 - LOS LAGOS GOLF CLUB FUND</b>						
<b>Expense</b>						
<b>Division: 7200 - Los Lagos Golf Club</b>						
50 - Personnel Services	0.00	0.00	95,824.42	629,946.42	629,946.42	-629,946.42
51 - Contractual and Maintenance Services	0.00	0.00	20,133.19	120,596.88	160,263.97	-160,263.97
52 - Supplies, Materials and Small Equipment	0.00	0.00	12,704.70	90,699.70	115,653.24	-115,653.24

**Unaudited Income Statement - Expenses**
**For Fiscal: 2022-2023 Period Ending: 03/31/2023**

<b>ExpType</b>	<b>Original Total Budget</b>	<b>Current Total Budget</b>	<b>MTD Activity</b>	<b>YTD Activity</b>	<b>YTD Activity + Encumbrances</b>	<b>Budget Remaining</b>
60 - Capital Outlay	0.00	0.00	45,864.19	81,402.54	2,517.12	-2,517.12
<b>Division: 7200 - Los Lagos Golf Club Total:</b>	<b>0.00</b>	<b>0.00</b>	<b>174,526.50</b>	<b>922,645.54</b>	<b>908,380.75</b>	<b>-908,380.75</b>
<b>Division: 9500 - Non-Departmental</b>						
51 - Contractual and Maintenance Services	0.00	0.00	0.00	8,096.19	8,096.19	-8,096.19
55 - Non-Dept - Other	0.00	0.00	39,664.07	162,910.51	196,601.14	-196,601.14
70 - Debt Service	0.00	0.00	7,284.75	427,328.98	427,328.98	-427,328.98
<b>Division: 9500 - Non-Departmental Total:</b>	<b>0.00</b>	<b>0.00</b>	<b>46,948.82</b>	<b>598,335.68</b>	<b>632,026.31</b>	<b>-632,026.31</b>
<b>Expense Total:</b>	<b>0.00</b>	<b>0.00</b>	<b>221,475.32</b>	<b>1,520,981.22</b>	<b>1,540,407.06</b>	<b>-1,540,407.06</b>
<b>Fund: 240 - LOS LAGOS GOLF CLUB FUND Total:</b>	<b>0.00</b>	<b>0.00</b>	<b>221,475.32</b>	<b>1,520,981.22</b>	<b>1,540,407.06</b>	<b>-1,540,407.06</b>
<b>Total Surplus (Deficit):</b>	<b>0.00</b>	<b>0.00</b>	<b>-12,693,378.13</b>	<b>-70,902,521.70</b>	<b>-71,377,203.82</b>	

**Fund Summary**

<b>Fund</b>	<b>Original Total Budget</b>	<b>Current Total Budget</b>	<b>MTD Activity</b>	<b>YTD Activity</b>	<b>YTD Activity + Encumbrances</b>	<b>Budget Remaining</b>
100 - GENERAL FUND	0.00	0.00	-6,859,429.74	-40,397,852.97	-39,932,532.39	39,932,532.39
113 - HOTEL OCCUPANCY TAX ...	0.00	0.00	-44,545.48	-246,647.82	-401,648.04	401,648.04
150 - DEBT SERVICE FUND	0.00	0.00	-750.00	-6,141,237.20	-6,141,237.20	6,141,237.20
200 - UTILITY FUND	0.00	0.00	-4,053,083.43	-12,314,574.99	-12,440,186.12	12,440,186.12
201 - UTILITIES PROJECTS FUND	0.00	0.00	-26,036.82	-889,322.75	-6,318.54	6,318.54
210 - SOLID WASTE MANAGE...	0.00	0.00	-1,150,547.20	-7,869,143.20	-9,370,506.29	9,370,506.29
220 - EDINBURG INTERNATIO...	0.00	0.00	-249,636.96	-1,243,560.23	-1,333,008.21	1,333,008.21
230 - EBONY GOLF COURSE F...	0.00	0.00	-87,873.18	-279,201.32	-211,359.97	211,359.97
240 - LOS LAGOS GOLF CLUB F...	0.00	0.00	-221,475.32	-1,520,981.22	-1,540,407.06	1,540,407.06
<b>Total Surplus (Deficit):</b>	<b>0.00</b>	<b>0.00</b>	<b>-12,693,378.13</b>	<b>-70,902,521.70</b>	<b>-71,377,203.82</b>	



Edinburg, TX

# Unaudited Income Statement - Summary

## Group Summary

For Fiscal: 2022-2023 Period Ending: 03/31/2023

Account Type	Original Total Budget	Current Total Budget	MTD Activity	YTD Activity	YTD Activity + Encumbrances	Budget Remaining
<b>Fund: 100 - GENERAL FUND</b>						
Revenue	0.00	0.00	1,529,966.01	44,247,280.95	44,247,280.95	-44,247,280.95
Expense	0.00	0.00	6,859,429.74	40,397,852.97	39,932,532.39	-39,932,532.39
<b>Fund: 100 - GENERAL FUND Surplus (Deficit):</b>	<b>0.00</b>	<b>0.00</b>	<b>-5,329,463.73</b>	<b>3,849,427.98</b>	<b>4,314,748.56</b>	<b>-4,314,748.56</b>
<b>Fund: 113 - HOTEL OCCUPANCY TAX FUND</b>						
Revenue	0.00	0.00	79,610.30	461,778.43	461,778.43	-461,778.43
Expense	0.00	0.00	44,545.48	246,647.82	401,648.04	-401,648.04
<b>Fund: 113 - HOTEL OCCUPANCY TAX FUND Surplus (Deficit):</b>	<b>0.00</b>	<b>0.00</b>	<b>35,064.82</b>	<b>215,130.61</b>	<b>60,130.39</b>	<b>-60,130.39</b>
<b>Fund: 150 - DEBT SERVICE FUND</b>						
Revenue	0.00	0.00	208,489.63	7,950,545.24	7,950,545.24	-7,950,545.24
Expense	0.00	0.00	750.00	6,141,237.20	6,141,237.20	-6,141,237.20
<b>Fund: 150 - DEBT SERVICE FUND Surplus (Deficit):</b>	<b>0.00</b>	<b>0.00</b>	<b>207,739.63</b>	<b>1,809,308.04</b>	<b>1,809,308.04</b>	<b>-1,809,308.04</b>
<b>Fund: 200 - UTILITY FUND</b>						
Revenue	0.00	0.00	1,944,697.68	10,030,830.34	10,030,830.34	-10,030,830.34
Expense	0.00	0.00	4,053,083.43	12,314,574.99	12,440,186.12	-12,440,186.12
<b>Fund: 200 - UTILITY FUND Surplus (Deficit):</b>	<b>0.00</b>	<b>0.00</b>	<b>-2,108,385.75</b>	<b>-2,283,744.65</b>	<b>-2,409,355.78</b>	<b>2,409,355.78</b>
<b>Fund: 201 - UTILITIES PROJECTS FUND</b>						
Revenue	0.00	0.00	0.00	102,299.59	102,299.59	-102,299.59
Expense	0.00	0.00	26,036.82	889,322.75	6,318.54	-6,318.54
<b>Fund: 201 - UTILITIES PROJECTS FUND Surplus (Deficit):</b>	<b>0.00</b>	<b>0.00</b>	<b>-26,036.82</b>	<b>-787,023.16</b>	<b>95,981.05</b>	<b>-95,981.05</b>
<b>Fund: 210 - SOLID WASTE MANAGEMENT FUND</b>						
Revenue	0.00	0.00	2,281,150.32	11,978,425.38	11,936,716.01	-11,936,716.01
Expense	0.00	0.00	1,150,547.20	7,869,143.20	9,370,506.29	-9,370,506.29
<b>Fund: 210 - SOLID WASTE MANAGEMENT FUND Surplus (Deficit):</b>	<b>0.00</b>	<b>0.00</b>	<b>1,130,603.12</b>	<b>4,109,282.18</b>	<b>2,566,209.72</b>	<b>-2,566,209.72</b>
<b>Fund: 220 - EDINBURG INTERNATIONAL AIRPORT</b>						
Revenue	0.00	0.00	133,978.02	870,916.56	870,916.56	-870,916.56
Expense	0.00	0.00	249,636.96	1,243,560.23	1,333,008.21	-1,333,008.21
<b>Fund: 220 - EDINBURG INTERNATIONAL AIRPORT Surplus (Deficit):</b>	<b>0.00</b>	<b>0.00</b>	<b>-115,658.94</b>	<b>-372,643.67</b>	<b>-462,091.65</b>	<b>462,091.65</b>
<b>Fund: 230 - EBONY GOLF COURSE FUND</b>						
Revenue	0.00	0.00	38,333.87	183,605.19	183,605.19	-183,605.19
Expense	0.00	0.00	87,873.18	279,201.32	211,359.97	-211,359.97
<b>Fund: 230 - EBONY GOLF COURSE FUND Surplus (Deficit):</b>	<b>0.00</b>	<b>0.00</b>	<b>-49,539.31</b>	<b>-95,596.13</b>	<b>-27,754.78</b>	<b>27,754.78</b>
<b>Fund: 240 - LOS LAGOS GOLF CLUB FUND</b>						
Revenue	0.00	0.00	162,357.49	777,953.95	777,953.95	-777,953.95
Expense	0.00	0.00	221,475.32	1,520,981.22	1,540,407.06	-1,540,407.06
<b>Fund: 240 - LOS LAGOS GOLF CLUB FUND Surplus (Deficit):</b>	<b>0.00</b>	<b>0.00</b>	<b>-59,117.83</b>	<b>-743,027.27</b>	<b>-762,453.11</b>	<b>762,453.11</b>
<b>Total Surplus (Deficit):</b>	<b>0.00</b>	<b>0.00</b>	<b>-6,314,794.81</b>	<b>5,701,113.93</b>	<b>5,184,722.44</b>	

**Fund Summary**

<b>Fund</b>	<b>Original Total Budget</b>	<b>Current Total Budget</b>	<b>MTD Activity</b>	<b>YTD Activity</b>	<b>YTD Activity + Encumbrances</b>	<b>Budget Remaining</b>
100 - GENERAL FUND	0.00	0.00	-5,329,463.73	3,849,427.98	4,314,748.56	-4,314,748.56
113 - HOTEL OCCUPANCY TAX ...	0.00	0.00	35,064.82	215,130.61	60,130.39	-60,130.39
150 - DEBT SERVICE FUND	0.00	0.00	207,739.63	1,809,308.04	1,809,308.04	-1,809,308.04
200 - UTILITY FUND	0.00	0.00	-2,108,385.75	-2,283,744.65	-2,409,355.78	2,409,355.78
201 - UTILITIES PROJECTS FUND	0.00	0.00	-26,036.82	-787,023.16	95,981.05	-95,981.05
210 - SOLID WASTE MANAGE...	0.00	0.00	1,130,603.12	4,109,282.18	2,566,209.72	-2,566,209.72
220 - EDINBURG INTERNATIO...	0.00	0.00	-115,658.94	-372,643.67	-462,091.65	462,091.65
230 - EBONY GOLF COURSE F...	0.00	0.00	-49,539.31	-95,596.13	-27,754.78	27,754.78
240 - LOS LAGOS GOLF CLUB F...	0.00	0.00	-59,117.83	-743,027.27	-762,453.11	762,453.11
<b>Total Surplus (Deficit):</b>	<b>0.00</b>	<b>0.00</b>	<b>-6,314,794.81</b>	<b>5,701,113.93</b>	<b>5,184,722.44</b>	

**City of Edinburg  
General Fund  
Budget vs Actual  
As of March 31, 2023  
Unaudited**

		FY 22/23					
		% of Budget	Original Budget	Current Budget	YTD Actual	% Used	Remaining
Revenues:							
Property Tax		35%	32,955,258	32,955,258	29,621,203	90%	3,334,055
Sales Tax		29%	27,300,000	27,300,000	8,933,816	33%	18,366,184
Franchise Tax		5%	4,335,531	4,335,531	2,612,441	60%	1,723,090
Permits		1%	1,348,000	1,348,000	557,436	41%	790,564
Administrative Services		3%	3,177,500	3,177,500	125,000	4%	3,052,500
Municipal Court		1%	804,900	804,900	421,189	52%	383,711
Other Fees		2%	2,016,900	2,016,900	904,605	45%	1,112,295
Recreational Fees		1%	829,000	829,000	284,524	34%	544,476
Grants		7%	6,136,890	6,136,890	175	0%	6,136,715
Miscellaneous		1%	855,500	855,500	786,891	92%	68,609
Debt Proceeds		9%	8,301,754	8,301,754	-	0%	8,301,754
Transfers In		6%	5,750,000	5,750,000	-	0%	5,750,000
Total		100%	93,811,233	93,811,233	44,247,281	47%	49,563,952
Expenditures: by Department							
Mayor & Council		0%	206,070	206,070	122,453	59%	138,617
City Manager		2%	1,800,484	1,800,484	830,242	46%	970,242
Legal		1%	634,754	634,754	96,147	15%	538,607
City Secretary		1%	585,799	585,799	257,703	44%	328,096
Finance		2%	1,864,080	1,864,080	613,443	33%	1,250,637
Human Resources		2%	1,272,221	1,272,221	575,239	45%	696,982
Municipal Court		1%	1,133,193	1,133,193	498,178	44%	635,016
Engineering		2%	1,435,691	1,435,691	692,047	48%	743,644
Planning & Zoning		1%	856,007	856,007	374,897	44%	481,110
Information Technology		3%	2,188,889	2,188,889	1,082,596	49%	1,106,293
Communications and Media		1%	970,966	970,966	416,732	43%	554,234
City Hall		0%	192,070	192,070	57,250	30%	134,820
Police		32%	26,733,022	26,733,022	14,017,899	52%	12,715,123
Fire		10%	8,657,678	8,657,678	4,184,185	48%	4,473,493
Fire Prevention		1%	1,144,594	1,144,594	582,518	51%	562,076
Public Works		1%	605,981	605,981	337,978	56%	268,003
Streets		6%	4,857,728	4,857,728	2,253,894	46%	2,603,834
ROW		3%	2,386,578	2,386,578	993,198	42%	1,393,380
Parks		4%	3,274,182	3,262,182	2,010,191	62%	1,251,991
Recreation		4%	3,329,112	3,329,112	1,287,008	39%	2,042,104
World Birding Center		1%	722,826	722,826	373,105	52%	349,721
Building Maintenance		3%	2,932,471	2,932,471	1,653,652	56%	1,278,819
Library and Cultural Arts		3%	2,598,978	2,586,978	1,221,439	47%	1,365,539
Grants Management		1%	516,440	505,440	233,858	46%	271,582
Building Safety		3%	2,582,319	2,582,319	1,154,987	45%	1,427,332
Economic Development		0%	-	-	3,549	0%	(3,549)
Non-Departmental		13%	11,187,315	11,167,315	4,473,465	40%	6,695,480
Total		100%	84,669,448	84,614,448	40,397,853	48%	44,273,224
Revenues Over/(Under) Expenditures:			9,141,785	9,196,785	3,849,428	42%	
Expenditures: by Type							
Personnel Services		70%	58,410,877	58,398,877	27,975,031	48%	30,464,156
Contractual/Maintenance		11%	9,595,135	9,595,135	4,020,970	42%	5,629,165
Supplies		6%	4,956,021	4,944,021	1,851,893	37%	3,259,304
Non-Departmental		7%	5,479,270	5,479,270	2,605,465	48%	2,873,805
Capital Outlay		1%	459,100	459,100	2,116,804	461%	(1,657,704)
Debt Service		4%	3,297,275	3,297,275	1,827,691	55%	1,469,584
Transfers Out		2%	1,610,770	1,610,770	-	0%	1,610,770
Total		100%	83,808,448	83,784,448	40,397,853	48%	43,649,079
Expenditures: by Function							
General Government		26%	22,079,198	22,059,198	9,399,574	43%	12,707,474
Public Safety		44%	36,535,294	36,535,294	18,784,602	51%	17,750,692
Highways and Streets		11%	9,281,528	9,281,528	4,280,493	46%	5,003,719
Health and Welfare		7%	5,951,230	5,951,230	3,042,497	51%	2,977,733
Cultural and Recreation		12%	9,913,098	9,901,098	4,890,688	49%	5,010,872
Total		100%	83,760,348	83,728,348	40,397,853	48%	43,450,490

**City of Edinburg  
General Fund  
Budget vs Actual  
As of March 31, 2023  
Unaudited**

	FY 22/23					
	<b>% of Budget</b>	<b>Original Budget</b>	<b>Current Budget</b>	<b>YTD Actual</b>	<b>% of Budget</b>	<b>Remaining</b>
<b>Operations</b>						
<b>Operating Revenues</b>						
Taxes	81%	64,590,789	64,590,789	41,167,461	64%	23,423,328
Permits	2%	1,348,000	1,348,000	557,436	41%	790,564
Fines & Fees	5%	3,650,800	3,650,800	1,610,318	44%	2,040,482
Administrative Services	4%	3,177,500	3,177,500	125,000	4%	3,052,500
Grants	8%	6,136,890	6,136,890	175	0%	6,136,715
Other	1%	855,500	855,500	786,891	92%	68,609
<b>Total</b>	<b>100%</b>	<b>79,759,479</b>	<b>79,759,479</b>	<b>44,247,281</b>	<b>55%</b>	<b>35,512,198</b>
		-	-	-		-
<b>Operating Expenditures</b>						
Personnel Costs	79%	58,410,877	58,398,877	27,975,031	48%	30,423,847
Contractual/Maintenance	13%	9,595,135	9,595,135	4,020,970	42%	5,574,165
Supplies	7%	4,956,021	4,944,021	1,851,893	37%	3,092,128
Non-Departmental ("Operating")	2%	1,356,000	1,356,000	1,299,678	96%	56,322
<b>Total</b>	<b>100%</b>	<b>74,318,033</b>	<b>74,294,033</b>	<b>35,147,571</b>	<b>47%</b>	<b>39,146,462</b>
<b>Operating Income (Loss)</b>		<b>\$ 5,441,446</b>	<b>\$ 5,465,446</b>	<b>\$ 9,099,710</b>	<b>166%</b>	
<b>Non-Operating: Sources / (Uses)</b>						
Debt Proceeds		8,301,754	8,301,754	-	0%	(8,301,754)
Capital Outlay		(459,100)	(459,100)	(2,116,804)	461%	(1,657,704)
<b>Total</b>		<b>7,842,654</b>	<b>7,842,654</b>	<b>(2,116,804)</b>	<b>-27%</b>	<b>(9,959,458)</b>
<b>Non-Operating: Transfers In / (Out)</b>						
Transfers In		5,750,000	5,750,000	-	0%	(5,750,000)
Transfers Out		(1,610,770)	(1,610,770)	-	0%	1,610,770
<b>Total</b>		<b>4,139,230</b>	<b>4,139,230</b>	<b>-</b>	<b>0%</b>	<b>(4,139,230)</b>
<b>Non-Operating: Debt Service / Other Non-Dept</b>						
Debt Service		(3,297,275)	(3,297,275)	(1,827,691)	55%	1,469,584
Non-Departmental ("Non-Operating")		(4,123,270)	(4,123,270)	(1,305,787)	32%	2,817,483
<b>Total</b>		<b>(7,420,545)</b>	<b>(7,420,545)</b>	<b>(3,133,478)</b>	<b>42%</b>	<b>4,287,067</b>
<b>Non-Operating Income (Loss)</b>		<b>\$ 4,561,339</b>	<b>\$ 4,561,339</b>	<b>\$ (5,250,282)</b>	<b>-115%</b>	

**City of Edinburg  
Utility Fund  
Budget vs Actual  
As of March 31, 2023  
Unaudited**

FY 22/23						
	<b>Budget %</b>	<b>Original Budget</b>	<b>Current Budget</b>	<b>YTD Actual</b>	<b>% of Budget</b>	<b>Remaining</b>
Revenues:						
Meter Water Sales	29%	13,600,000	13,600,000	6,231,260	46%	7,368,740
Sewer Charges	13%	6,010,000	6,010,000	2,824,918	47%	3,185,082
Other Charges	4%	2,030,000	2,030,000	811,799	40%	1,218,201
Interest & Other Misc	0%	50,000	50,000	162,854	326%	(112,854)
Debt Proceeds	53%	24,730,000	24,730,000	-	0%	24,730,000
Total	100%	46,420,000	46,420,000	10,030,830	22%	36,389,170
Expenses: by Department						
Administration	2%	878,528	878,528	407,312	46%	471,216
Finance	2%	692,143	692,143	311,601	45%	380,542
Water Plant	35%	13,357,171	13,357,171	2,273,070	17%	11,084,101
Wastewater Treatment Plant	12%	4,625,123	4,625,123	2,478,001	54%	2,147,122
Systems	27%	10,208,043	10,208,043	2,156,100	21%	8,051,943
Non-Departmental	21%	7,869,544	7,869,544	4,688,491	60%	3,181,053
Total	100%	37,630,552	37,630,552	12,314,575	33%	25,315,977
Revenues Over/(Under) Expenses:		8,789,448	8,789,448	(2,283,745)	-26%	
Expenses: by Type						
Personnel Services	20%	7,375,658	7,375,658	3,434,357	47%	3,941,301
Contractual/Maintenance	15%	5,620,590	5,620,590	2,092,056	37%	3,528,534
Supplies	7%	2,484,760	2,484,760	1,199,211	48%	1,285,549
Non-Departmental	6%	2,224,000	2,224,000	370,584	17%	1,853,416
Capital Outlay	39%	14,800,000	14,800,000	1,077,292	7%	13,722,708
Debt Service	14%	5,125,544	5,125,544	4,141,075	81%	984,469
Total	100%	37,630,552	37,630,552	12,314,575	33%	25,315,977



**CITY OF EDINBURG  
WATER BILLING**

MONTH	FY 18/19	FY 19/20	FY 20/21	FY 21/22	FY 22/23	Difference FY 22/23 - 21/22	
OCT.	991,570	1,072,985	1,034,657	1,198,741	1,180,147	(18,594)	➡ -2%
NOV.	834,971	1,045,849	1,133,495	1,028,846	838,993	(189,853)	⬇ -23%
DEC.	892,455	971,861	1,131,390	1,027,402	1,185,449	158,047	⬆ 13%
JAN.	922,503	1,005,912	1,068,748	1,051,243	969,798	(81,445)	⬇ -8%
FEB.	745,245	1,019,144	1,017,512	903,858	806,481	(97,377)	⬇ -12%
MAR.	1,015,022	957,874	965,684	897,059	1,250,391	353,332	⬆ 28%
APR.	828,279	1,093,498	1,115,785	1,058,383			
MAY	974,602	1,070,555	1,074,972	1,151,959			
JUN.	1,097,044	1,006,026	953,022	1,166,788			
JUL.	1,073,497	1,147,409	1,019,381	1,324,975			
AUG.	1,151,000	1,096,005	1,034,655	1,359,032			
SEP.	1,271,756	1,061,236	1,154,969	1,208,598			
<b>TOTAL</b>	<u>11,797,942</u>	<u>12,548,354</u>	<u>12,704,271</u>	<u>13,376,884</u>	<u>6,231,260</u>	124,110	➡ 2%

**YTD COMPARISON:**

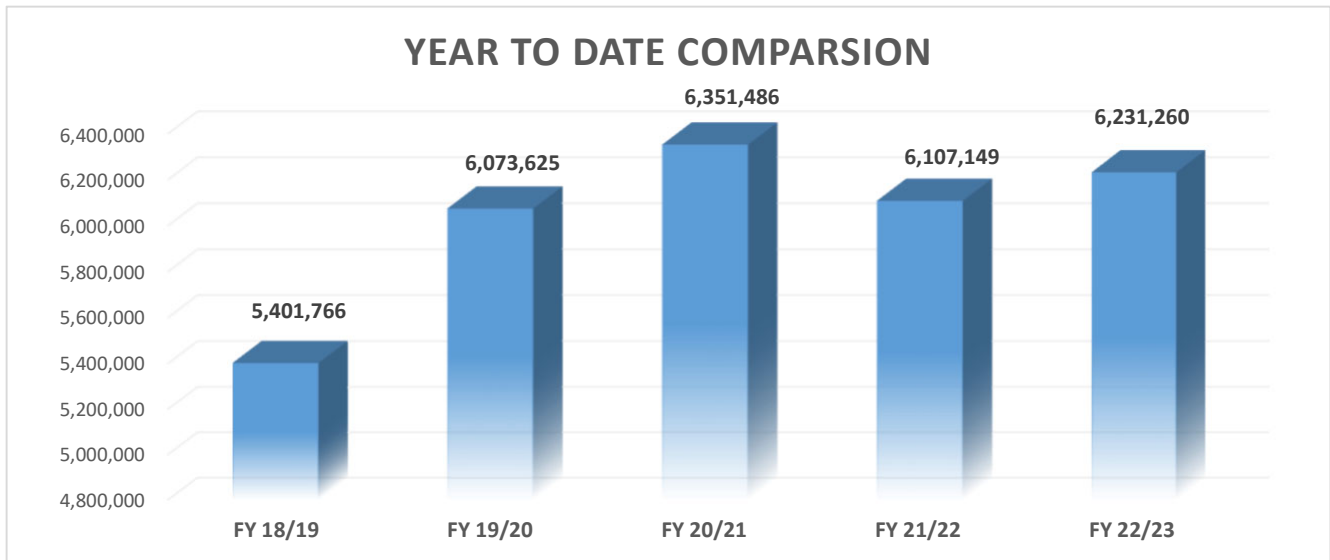
\$ 5,401,766    \$ 6,073,625    \$ 6,351,486    \$ 6,107,149    \$ 6,231,260

**YTD COMPARISON: INCREASE/(DECREASE):**

n/a                      671,860                      277,861                      (244,337)                      124,110

**YTD COMPARISON: INCREASE/(DECREASE) % :**

0%                      12%                      5%                      -4%                      2%



**CITY OF EDINBURG  
SEWER CHARGES**

MONTH	FY 18/19	FY 19/20	FY 20/21	FY 21/22	FY 22/23	Difference FY 22/23 - 21/22	
OCT.	422,339	461,328	447,477	632,898	512,434	(120,463)	↓ -19%
NOV.	414,293	449,663	478,582	472,427	351,315	(121,113)	↓ -26%
DEC.	411,126	430,901	496,795	462,868	555,531	92,663	↑ 20%
JAN.	406,587	449,132	470,416	471,650	456,599	(15,051)	→ -3%
FEB.	320,472	455,135	453,574	425,735	356,860	(68,875)	↓ -16%
MAR.	487,926	432,387	603,036	571,764	591,878	20,115	→ 4%
APR.	396,094	342,230	339,408	329,717			
MAY	447,237	585,877	476,256	497,241			
JUN.	470,648	440,518	337,361	504,667			
JUL.	458,281	491,077	585,228	534,455			
AUG.	475,538	474,731	475,076	542,593			
SEP.	496,009	464,813	373,500	501,014			
<b>TOTAL</b>	<b>5,206,550</b>	<b>5,477,792</b>	<b>5,536,707</b>	<b>5,947,028</b>	<b>2,824,618</b>	<b>(212,724)</b>	<b>↓ -7%</b>

**YTD COMPARISON:**

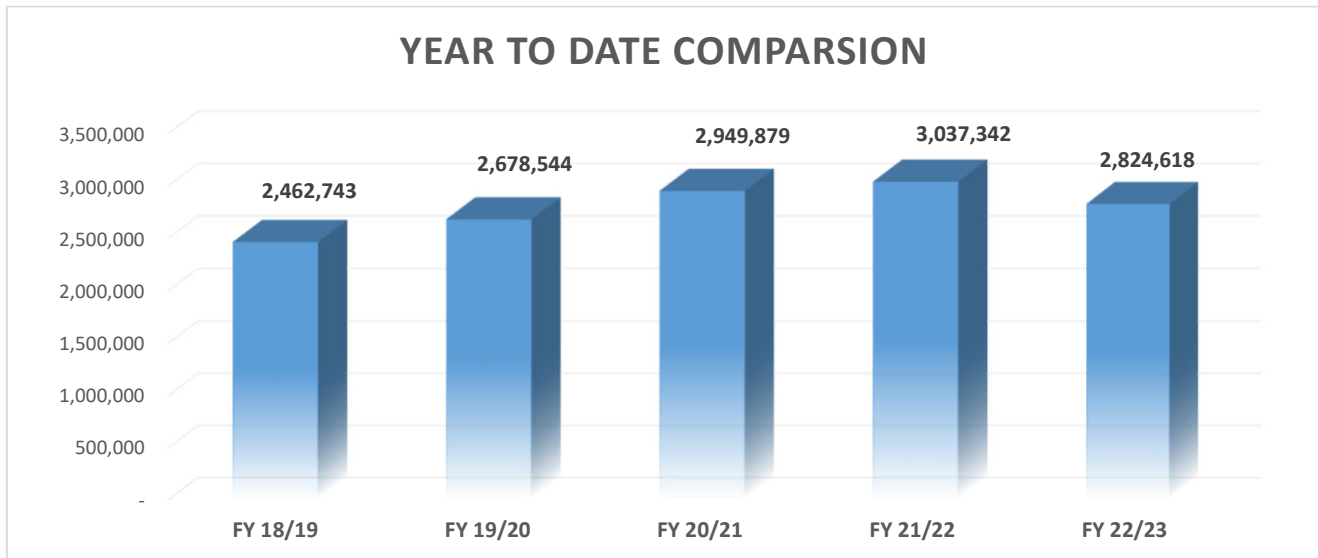
\$ 2,462,743   \$ 2,678,544   \$ 2,949,879   \$ 3,037,342   \$ 2,824,618

**YTD COMPARISON: INCREASE/(DECREASE):**

n/a   215,801   271,335   87,463   (212,724)

**YTD COMPARISON: INCREASE/(DECREASE) % :**

0%   9%   10%   3%   -7%



**City of Edinburg**  
**Solid Waste Management Fund**  
**Budget vs Actual**  
**As of March 31, 2023**  
**Unaudited**

		FY 22/23					
		Budget %	Original Budget	Current Budget	YTD Actual	% of Budget	Remaining
Revenues:							
	Landfill Services	46%	12,390,500	12,390,500	5,700,342	46%	6,690,158
	Garbage Collection Fee	32%	8,747,800	8,747,800	4,365,829	50%	4,381,971
	Roll Offs Fee	7%	2,026,000	2,026,000	975,754	48%	1,050,246
	Other Charges	2%	588,500	588,500	149,940	25%	438,560
	Interest & Other Misc	5%	1,305,700	1,305,700	772,915	59%	532,785
	Debt Proceeds	8%	2,070,000	2,070,000	-	0%	2,070,000
	Total	100%	27,128,500	27,128,500	11,964,780	44%	15,163,720
Expenses: by Department							
	Landfill	48%	14,186,744	14,186,744	5,850,182	41%	8,336,562
	Sanitation	0%	-	-	-	0%	-
	Non-Departmental	52%	15,156,839	15,156,839	2,018,961	13%	13,137,878
	Total	100%	29,343,583	29,343,583	7,869,143	27%	21,474,440
Revenues Over/(Under) Expenses:			(2,215,083)	(2,215,083)	4,095,637	-185%	
Expenses: by Type							
	Personnel Services	24%	6,981,744	6,981,744	3,115,087	45%	3,866,657
	Contractual/Maintenance	12%	3,357,500	3,357,500	1,217,409	36%	2,140,091
	Supplies	11%	3,127,500	3,127,500	1,076,845	34%	2,050,655
	Non-Departmental	6%	1,676,500	1,676,500	301,146	18%	1,375,354
	Capital Outlay	3%	1,000,000	1,000,000	511,950	51%	488,050
	Debt Service	10%	2,939,026	2,939,026	1,646,706	56%	1,292,320
	Transfers Out	34%	9,851,568	9,851,568	-	0%	9,851,568
	Total	100%	28,933,838	28,933,838	7,869,143	27%	21,064,695

**CITY OF EDINBURG  
LANDFILL REVENUES**

MONTH	FY 18/19	FY 19/20	FY 20/21	FY 21/22	FY 22/23	Difference FY 22/23 - 21/22	
OCT.	953,002	949,491	1,027,283	1,052,676	933,548	(119,128)	↓ -11%
NOV.	910,759	796,825	930,327	1,052,682	857,734	(194,948)	↓ -19%
DEC.	824,276	838,906	998,355	1,124,759	942,585	(182,174)	↓ -16%
JAN.	906,686	874,969	934,705	1,050,437	978,167	(72,269)	↓ -7%
FEB.	833,409	797,575	863,749	934,176	915,449	(18,727)	→ -2%
MAR.	873,010	870,196	1,123,679	1,064,642	1,072,828	8,186	→ 1%
APR.	916,530	854,500	1,086,201	975,985			
MAY	926,616	894,038	1,058,457	1,028,932			
JUN.	801,564	996,540	1,116,795	992,846			
JUL.	960,237	981,720	1,024,642	905,379			
AUG.	881,734	1,158,067	1,067,210	1,002,720			
SEP.	787,783	1,098,404	1,001,853	945,046			
<b>TOTAL</b>	<b>10,575,603</b>	<b>11,111,231</b>	<b>12,233,258</b>	<b>12,130,279</b>	<b>5,700,312</b>	<b>(579,060)</b>	<b>↓ -9%</b>

**YTD COMPARISON:**

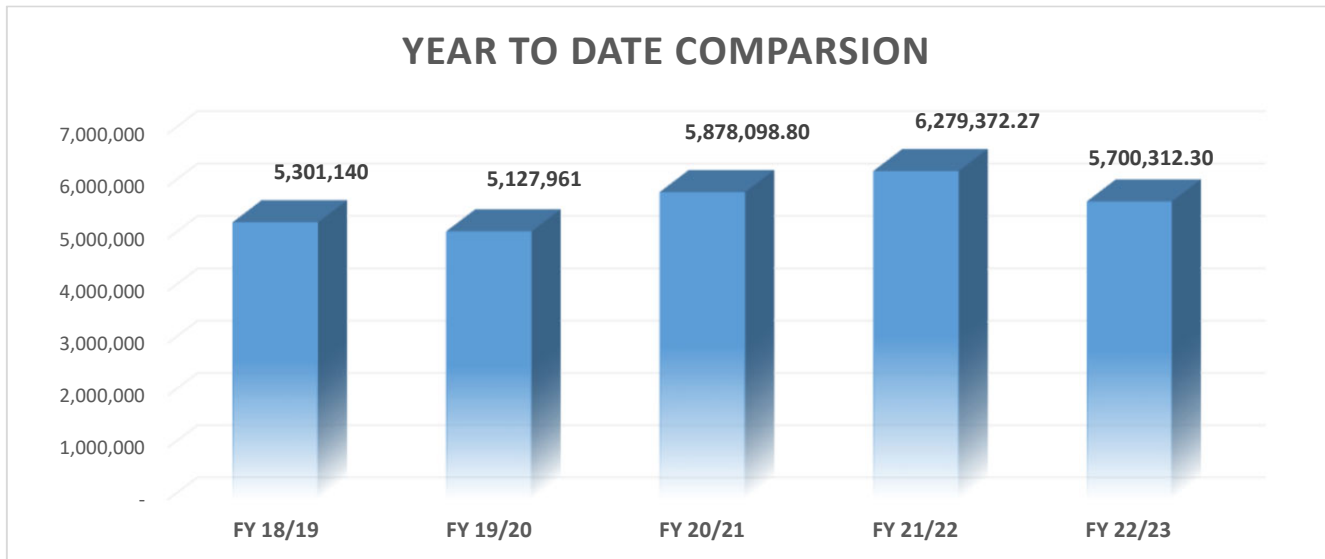
\$ 5,301,140   \$ 5,127,961   \$ 5,878,099   \$ 6,279,372   \$ 5,700,312

**YTD COMPARISON: INCREASE/(DECREASE):**

n/a   (173,179)   750,137   401,273   (579,060)

**YTD COMPARISON: INCREASE/(DECREASE) % :**

0%   -3%   15%   7%   -9%



**CITY OF EDINBURG  
GARBAGE COLLECTION REVENUES**

MONTH	FY 18/19	FY 19/20	FY 20/21	FY 21/22	FY 22/23	Difference FY 22/23 - 21/22	
OCT.	587,283	614,687	642,938	676,668	725,377	48,709	↑ 7%
NOV.	588,959	616,218	652,208	611,740	434,672	(177,068)	↓ -29%
DEC.	589,704	621,847	660,182	682,663	1,015,525	332,862	↑ 49%
JAN.	591,736	628,937	659,137	685,773	724,885	39,111	↑ 6%
FEB.	359,508	625,370	659,614	687,723	440,739	(246,983)	↓ -36%
MAR.	823,661	626,677	658,617	691,414	1,024,632	333,218	↑ 48%
APR.	595,567	625,453	662,238	632,881			
MAY	600,176	627,986	661,805	705,356			
JUN.	602,183	632,347	665,401	710,777			
JUL.	604,634	633,514	667,164	714,022			
AUG.	607,295	639,540	670,971	720,572			
SEP.	611,017	646,806	670,994	721,501			
<b>TOTAL</b>	<u>7,161,722</u>	<u>7,539,381</u>	<u>7,931,270</u>	<u>8,241,089</u>	<u>4,365,829</u>	329,849	↑ 8%

**YTD COMPARISON:**

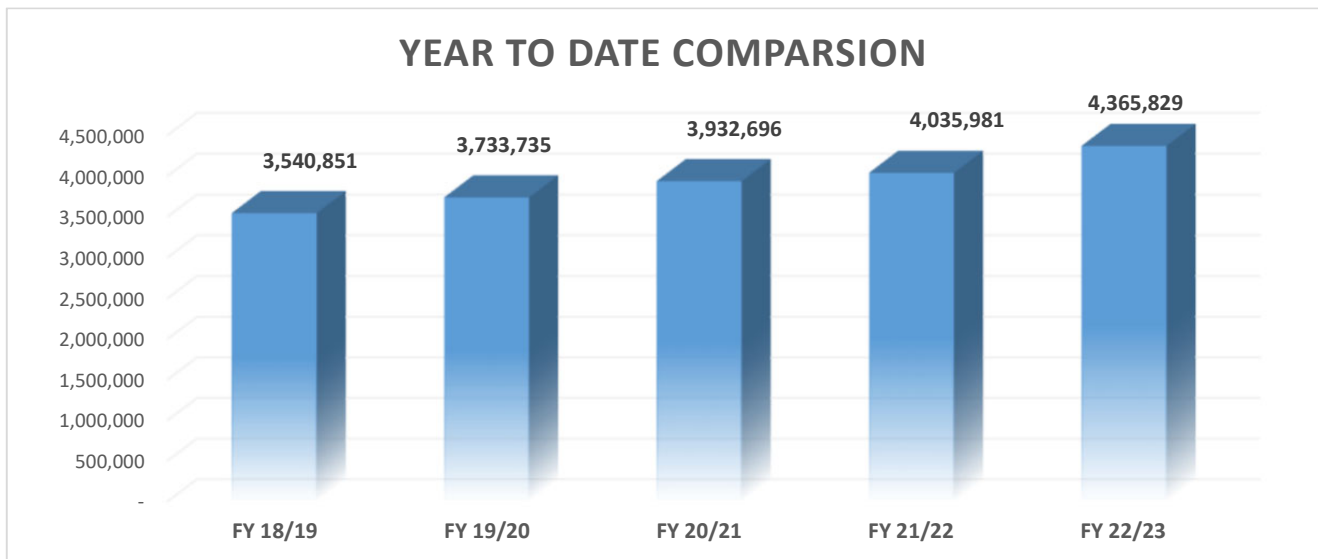
\$ 3,540,851   \$ 3,733,735   \$ 3,932,696   \$ 4,035,981   \$ 4,365,829

**YTD COMPARISON: INCREASE/(DECREASE):**

n/a   192,884   198,961   103,284   329,849

**YTD COMPARISON: INCREASE/(DECREASE) % :**

0%   5%   5%   3%   8%



**CITY OF EDINBURG**  
**ROLL-OFFS COLLECTION REVENUES**

MONTH	FY 18/19	FY 19/20	FY 20/21	FY 21/22	FY 22/23	Difference FY 22/23 - 21/22	
OCT.	138,680	142,546	143,029	140,926	171,227	30,301	↑ 22%
NOV.	126,758	124,382	187,113	159,506	164,093	4,587	→ 3%
DEC.	108,594	106,306	186,996	165,063	162,689	(2,374)	→ -1%
JAN.	140,245	217,670	150,852	165,061	157,710	(7,351)	↓ -4%
FEB.	118,411	143,557	160,158	160,412	152,801	(7,611)	↓ -5%
MAR.	118,257	184,003	192,321	186,036	167,233	(18,803)	↓ -10%
APR.	135,350	133,626	175,806	178,408			
MAY	159,389	133,045	165,895	187,507			
JUN.	117,560	133,077	167,457	173,951			
JUL.	47,536	139,021	142,306	160,494			
AUG.	177,726	160,156	143,113	174,817			
SEP.	96,523	176,469	125,048	174,208			
<b>TOTAL</b>	<u>1,485,030</u>	<u>1,793,858</u>	<u>1,940,094</u>	<u>2,026,389</u>	<u>975,754</u>	(1,250)	→ 0%

**YTD COMPARISON:**

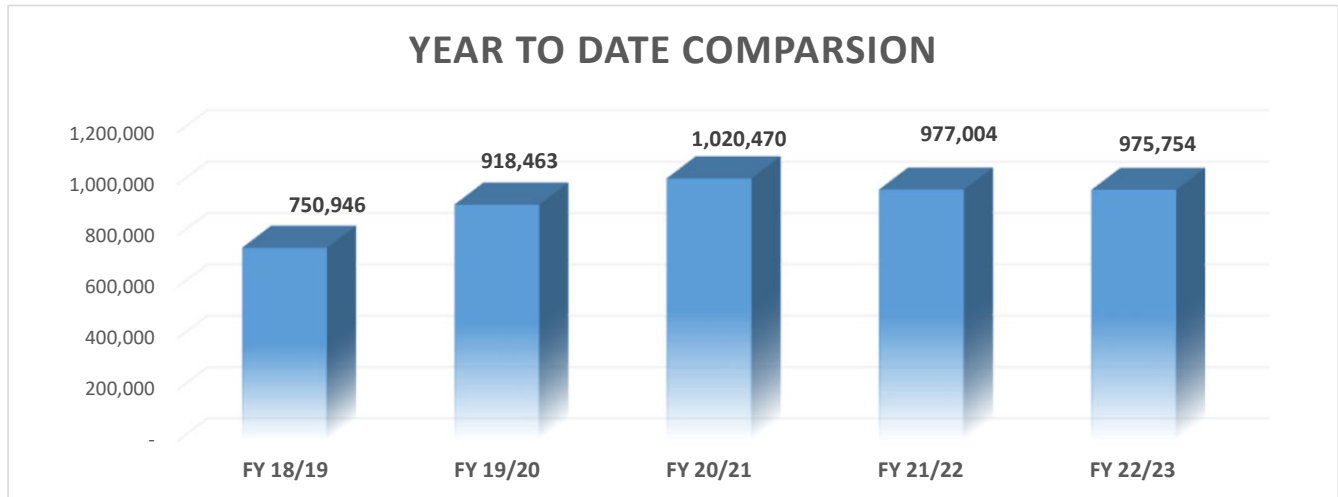
\$ 750,946   \$ 918,463   \$ 1,020,470   \$ 977,004   \$ 975,754

**YTD COMPARISON: INCREASE/(DECREASE):**

n/a   167,518   102,006   (43,466)   (1,250)

**YTD COMPARISON: INCREASE/(DECREASE) % :**

0%   22%   11%   -4%   0%



**City of Edinburg**  
**Edinburg International Airport Fund**  
**Budget vs Actual**  
**As of March 31, 2023**  
**Unaudited**

		FY 22/23				
		Original Budget	Current Budget	YTD Actual	% of Budget	Remaining
Revenues:						
Leases and Rentals		452,500	452,500	450,056	99%	2,444
Intergovernmental Revenues		50,000	50,000	-	0%	50,000
Miscellaneous Revenue		500	500	(130)	-26%	630
Debt Proceeds		-	-	-	0%	-
Transfers In		1,227,838	1,227,838	-	0%	1,227,838
Total		1,730,838	1,730,838	449,926	26%	1,280,912
Expenses:						
Administration		1,415,959	1,415,959	622,118	44%	793,841
Non-Departmental		308,650	308,650	200,451	65%	108,199
Total		1,724,609	1,724,609	822,570	48%	902,039
Revenues Over/(Under) Expenses:		6,229	6,229	(372,644)	-5982%	
Expenses: by Type						
Personnel Services		578,806	578,806	259,084	45%	319,722
Contractual/Maintenance		410,853	410,853	216,857	53%	193,996
Supplies		26,300	26,300	17,068	65%	9,232
Non-Departmental		97,000	97,000	93,458	96%	3,542
Capital Outlay		400,000	400,000	129,108	32%	270,892
Debt Service		211,650	211,650	106,993	51%	104,657
Total		1,724,609	1,724,609	822,570	48%	902,039

**City of Edinburg  
Ebony Golf Course Fund  
Budget vs Actual  
As of March 31, 2023  
Unaudited**

		FY 22/23				
		Original Budget	Current Budget	YTD Actual	% of Budget	Remaining
Revenues:						
	Golf Course Green Fees	120,300	120,300	78,997	66%	41,303
	Recreation Fees	56,300	56,300	28,928	51%	27,372
	Other Charges	61,300	61,300	58,819	96%	2,481
	Miscellaneous Revenue	200	200	240	120%	(40)
	Capital Lease Proceeds	220,000	220,000	-	0%	220,000
	Interfund Transfers	254,495	254,495	-	0%	254,495
	Total	712,595	712,595	166,983	23%	545,612
Expenses:						
	Administration	434,256	434,256	234,332	54%	199,924
	Non-Departmental	53,450	53,450	28,247	53%	25,203
	Total	487,706	487,706	262,579	54%	225,127
	Revenues Over/(Under) Expenses:	224,889	224,889	(95,596)	-43%	
Expenses: by Type						
	Personnel Services	344,256	344,256	147,490	43%	196,766
	Contractual/Maintenance	46,500	46,500	25,059	54%	21,441
	Supplies	43,500	43,500	15,918	37%	27,582
	Non-Departmental	15,300	15,300	9,193	60%	6,107
	Capital Outlay	-	-	45,864	0%	(45,864)
	Debt Service	38,150	38,150	19,054	50%	19,096
	Total	487,706	487,706	262,579	54%	225,127



**CITY OF EDINBURG  
EBONY GREEN FEES**

MONTH	FY 18/19	FY 19/20	FY 20/21	FY 21/22	FY 22/23	Difference FY 22/23 - 21/22	
OCT.	2,876	7,256	9,966	7,230	8,375	1,145	↑ 16%
NOV.	4,836	7,526	9,671	6,945	5,835	(1,110)	↓ -16%
DEC.	7,474	8,363	11,612	11,211	10,628	(583)	↓ -5%
JAN.	13,478	11,644	13,743	10,865	19,214	8,349	↑ 77%
FEB.	12,649	11,923	9,939	12,552	16,009	3,458	↑ 28%
MAR.	12,072	10,813	16,958	14,480	18,936	4,456	↑ 31%
APR.	6,793	2,304	9,764	10,778			
MAY	5,455	6,523	9,050	9,402			
JUN.	4,656	5,462	8,273	11,667			
JUL.	6,588	3,866	6,035	8,227			
AUG.	5,488	4,980	9,071	8,539			
SEP.	4,868	6,342	6,882	7,493			
<b>TOTAL</b>	<b>87,232</b>	<b>87,002</b>	<b>120,965</b>	<b>119,387</b>	<b>78,996</b>	<b>15,715</b>	<b>↑ 25%</b>

**YTD COMPARISON:**

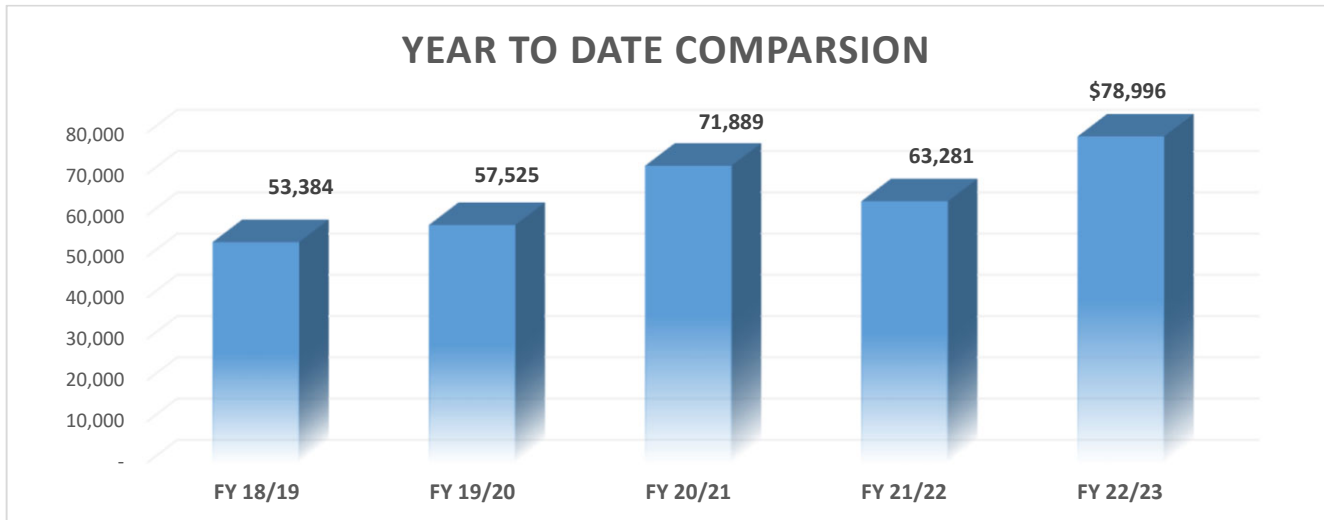
\$ 53,384   \$ 57,525   \$ 71,889   \$ 63,281   \$ 78,996

**YTD COMPARISON: INCREASE/(DECREASE):**

n/a   4,141   14,364   (8,608)   15,715

**YTD COMPARISON: INCREASE/(DECREASE) % :**

8%   25%   -12%   25%



**City of Edinburg**  
**Los Lagos Golf Course Fund**  
**Budget vs Actual**  
**As of March 31, 2023**  
**Unaudited**

		FY 22/23				
		Original Budget	Current Budget	YTD Actual	% of Budget	Remaining
Revenues:						
Golf Course Green Fees		796,000	796,000	449,305	56%	346,695
Recreation Fees		147,000	147,000	128,996	88%	18,004
Other Charges		216,000	216,000	59,818	28%	156,182
Miscellaneous Revenue		-	-	(4)	0%	4
Capitla Lease Proceeds		935,000	935,000	-	0%	935,000
Transfers In		1,133,730	1,133,730	-	0%	1,133,730
Total		3,228,730	3,228,730	638,115	20%	2,590,615
Expenses:						
Administration		1,755,658	1,755,658	922,646	53%	833,012
Non-Departmental		518,100	518,100	458,497	88%	59,603
Total		2,273,758	2,273,758	1,381,142	61%	892,616
Revenues Over/(Under) Expenses:		954,972	954,972	(743,027)	-78%	
Expenses: by Type						
Personnel Services		1,149,008	1,149,008	629,946	55%	519,062
Contractual/Maintenance		330,600	330,600	120,597	36%	210,003
Supplies		226,050	226,050	90,700	40%	135,350
Non-Departmental		52,700	52,700	31,168	59%	21,532
Capital Outlay		-	-	81,403	0%	(81,403)
Debt Service		465,400	465,400	427,329	92%	38,071
Total		2,223,758	2,223,758	1,381,142	62%	842,616

**CITY OF EDINBURG  
LOS LAGOS GREEN FEES**

MONTH	FY 18/19	FY 19/20	FY 20/21	FY 21/22	FY 22/23	Difference FY 22/23 - 21/22	
OCT.	28,063	35,392	57,432	54,064	59,298	5,234	↑ 10%
NOV.	37,648	35,473	50,358	60,943	46,457	(14,486)	↓ -24%
DEC.	38,903	41,490	54,958	74,869	71,119	(3,750)	↓ -5%
JAN.	53,647	69,540	63,938	65,344	96,873	31,529	↑ 48%
FEB.	58,599	62,706	50,262	70,530	79,496	8,966	↑ 13%
MAR.	57,799	56,018	88,995	95,896	96,063	166	→ 0%
APR.	49,661	17,486	60,765	65,674			
MAY	37,673	36,725	59,905	72,132			
JUN.	32,276	39,655	51,249	63,456			
JUL.	34,304	33,828	60,734	76,678			
AUG.	29,478	43,583	49,509	52,999			
SEP.	25,666	35,944	48,976	54,026			
<b>TOTAL</b>	<b>483,715</b>	<b>507,840</b>	<b>697,081</b>	<b>806,612</b>	<b>449,305</b>	<b>27,659</b>	<b>↑ 7%</b>

**YTD COMPARISON:**

\$ 274,658   \$ 300,619   \$ 365,944   \$ 421,646   \$ 449,305

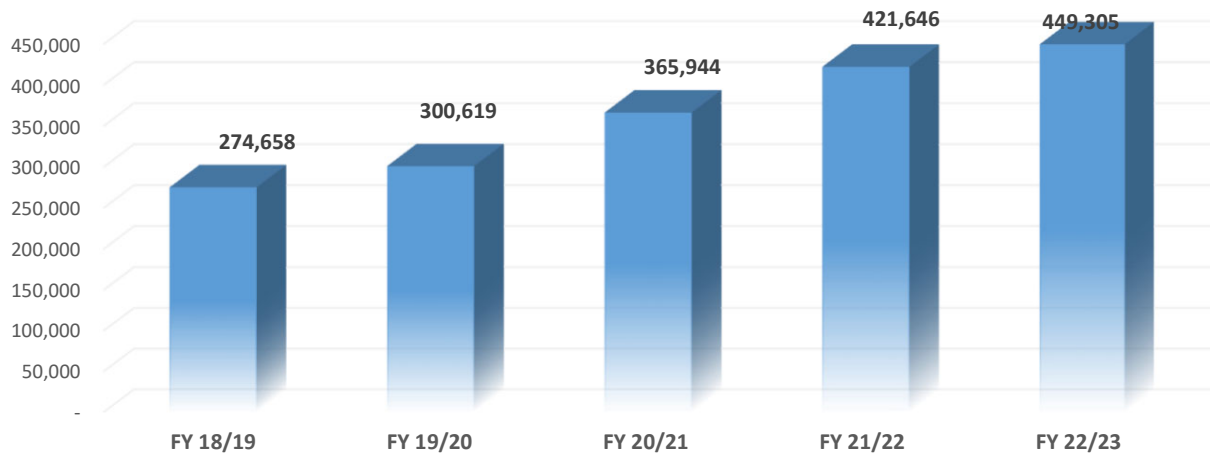
**YTD COMPARISON: INCREASE/(DECREASE):**

n/a   25,961   65,325   55,702   27,659

**YTD COMPARISON: INCREASE/(DECREASE) % :**

9%   22%   15%   7%

**YEAR TO DATE COMPARISON**





Edinburg, TX

## Monthly Activity Report

### Group Summary

BalAccoun...	April 2022	May 2022	June 2022	July 2022	August 2022	September 2022	October 2022	November 2022	December 2022	January 2023	February 2023	March 2023
Revenue												
RevAccount: 441101 - TRUANCY PREVENTION												
	2,808.18	3,448.37	4,145.98	3,517.53	3,541.34	3,461.27	2,634.10	1,930.79	2,012.65	2,766.14	3,237.71	3,733.21
RevAccount 441101 - TRUANCY PREVENTION Total:	2,808.18	3,448.37	4,145.98	3,517.53	3,541.34	3,461.27	2,634.10	1,930.79	2,012.65	2,766.14	3,237.71	3,733.21
RevAccount: 441103 - JUVENILE CASE MANAGER'S FUND												
	390.06	209.41	180.95	111.18	226.06	162.22	151.00	117.14	82.60	120.58	236.68	139.25
RevAccount 441103 - JUVENILE CASE MANAGER'S FUND Total:	390.06	209.41	180.95	111.18	226.06	162.22	151.00	117.14	82.60	120.58	236.68	139.25
RevAccount: 441106 - CHILD SAFETY COURT COS												
	2,075.00	2,036.00	2,258.90	420.10	935.00	2,259.00	1,850.00	945.00	950.00	1,962.00	3,113.00	2,990.00
RevAccount 441106 - CHILD SAFETY COURT COS Total:	2,075.00	2,036.00	2,258.90	420.10	935.00	2,259.00	1,850.00	945.00	950.00	1,962.00	3,113.00	2,990.00
RevAccount: 441107 - COURT TECHNOLOGY FEE												
	2,616.70	2,940.31	3,482.05	2,921.18	3,018.56	2,918.82	2,234.50	1,645.14	1,550.53	2,213.48	2,670.35	2,952.13
RevAccount 441107 - COURT TECHNOLOGY FEE Total:	2,616.70	2,940.31	3,482.05	2,921.18	3,018.56	2,918.82	2,234.50	1,645.14	1,550.53	2,213.48	2,670.35	2,952.13
RevAccount: 441109 - JUDICIAL SUPPORT FEES												
	63.11	32.01	28.79	18.18	33.38	24.42	23.16	16.97	-442.79	-99.01	-82.26	-79.74
RevAccount 441109 - JUDICIAL SUPPORT FEES Total:	63.11	32.01	28.79	18.18	33.38	24.42	23.16	16.97	-442.79	-99.01	-82.26	-79.74
RevAccount: 441110 - TIME PAYMENT CITY												
	54.90	68.20	82.20	69.90	69.90	68.60	52.10	38.20	39.90	55.00	63.60	73.70
RevAccount 441110 - TIME PAYMENT CITY Total:	54.90	68.20	82.20	69.90	69.90	68.60	52.10	38.20	39.90	55.00	63.60	73.70
RevAccount: 441112 - TIME PAYMENT FEE EFFICIENCY												
	126.04	57.57	59.61	21.32	74.10	61.95	34.00	32.50	24.64	52.50	81.15	70.15
RevAccount 441112 - TIME PAYMENT FEE EFFICIENCY Total:	126.04	57.57	59.61	21.32	74.10	61.95	34.00	32.50	24.64	52.50	81.15	70.15
RevAccount: 441113 - BUILDING SECURITY FEE RESERVED												
	3,008.64	3,501.86	4,165.75	3,527.98	3,595.02	3,495.51	2,680.60	1,962.66	2,025.58	2,813.53	3,319.91	3,829.97
RevAccount 441113 - BUILDING SECURITY FEE RESERVED Total:	3,008.64	3,501.86	4,165.75	3,527.98	3,595.02	3,495.51	2,680.60	1,962.66	2,025.58	2,813.53	3,319.91	3,829.97
RevAccount: 451100 - INTEREST EARNED												
	154.48	500.27	226.79	0.00	156.34	94.75	62.20	0.00	0.00	0.00	0.00	0.00
RevAccount 451100 - INTEREST EARNED Total:	154.48	500.27	226.79	0.00	156.34	94.75	62.20	0.00	0.00	0.00	0.00	0.00
Revenue Total:	11,297.11	12,794.00	14,631.02	10,607.37	11,649.70	12,546.54	9,721.66	6,688.40	6,243.11	9,884.22	12,640.14	13,708.67

Monthly Activity Report

BalAccoun...	April 2022	May 2022	June 2022	July 2022	August 2022	September 2022	October 2022	November 2022	December 2022	January 2023	February 2023	March 2023
Expense												
ExpAccount: 501100 - SALARIES												
	0.00	0.00	0.00	0.00	0.00	0.00	2,448.93	4,989.70	7,346.77	4,897.86	4,993.52	4,371.33
ExpAccount 501100 - SALARIES Total:	0.00	0.00	0.00	0.00	0.00	0.00	2,448.93	4,989.70	7,346.77	4,897.86	4,993.52	4,371.33
ExpAccount: 501101 - LONGEVITY												
	0.00	0.00	0.00	0.00	0.00	0.00	42.00	84.00	126.00	84.00	84.00	70.00
ExpAccount 501101 - LONGEVITY Total:	0.00	0.00	0.00	0.00	0.00	0.00	42.00	84.00	126.00	84.00	84.00	70.00
ExpAccount: 501102 - OVERTIME												
	0.00	0.00	0.00	0.00	0.00	0.00	0.00	0.00	5.81	0.00	0.00	17.42
ExpAccount 501102 - OVERTIME Total:	0.00	0.00	0.00	0.00	0.00	0.00	0.00	0.00	5.81	0.00	0.00	17.42
ExpAccount: 502100 - TAXES												
	0.00	0.00	0.00	0.00	0.00	0.00	186.87	380.76	563.80	378.72	386.14	338.18
ExpAccount 502100 - TAXES Total:	0.00	0.00	0.00	0.00	0.00	0.00	186.87	380.76	563.80	378.72	386.14	338.18
ExpAccount: 502101 - RETIREMENT												
	0.00	0.00	0.00	0.00	0.00	0.00	364.43	742.29	1,094.11	736.32	750.46	659.01
ExpAccount 502101 - RETIREMENT Total:	0.00	0.00	0.00	0.00	0.00	0.00	364.43	742.29	1,094.11	736.32	750.46	659.01
ExpAccount: 502102 - GROUP INSURANCE												
	0.00	0.00	0.00	0.00	0.00	0.00	493.42	986.84	986.84	986.84	986.84	986.84
ExpAccount 502102 - GROUP INSURANCE Total:	0.00	0.00	0.00	0.00	0.00	0.00	493.42	986.84	986.84	986.84	986.84	986.84
ExpAccount: 502103 - DISABILITY INSURANCE												
	0.00	0.00	0.00	0.00	0.00	0.00	6.48	13.20	19.46	12.96	13.21	11.60
ExpAccount 502103 - DISABILITY INSURANCE Total:	0.00	0.00	0.00	0.00	0.00	0.00	6.48	13.20	19.46	12.96	13.21	11.60
ExpAccount: 513201 - TRAVEL,TRAINING,MEETINGS												
	0.00	0.00	0.00	0.00	0.00	0.00	0.00	0.00	200.00	115.08	404.38	0.00
ExpAccount 513201 - TRAVEL,TRAINING,MEETINGS Total:	0.00	0.00	0.00	0.00	0.00	0.00	0.00	0.00	200.00	115.08	404.38	0.00
ExpAccount: 521300 - OFFICE SUPPLIES												
	0.00	0.00	0.00	0.00	0.00	0.00	0.00	0.00	49.00	0.00	0.00	0.00
ExpAccount 521300 - OFFICE SUPPLIES Total:	0.00	0.00	0.00	0.00	0.00	0.00	0.00	0.00	49.00	0.00	0.00	0.00
ExpAccount: 607500 - OFFICE FURNITURE												
	0.00	0.00	0.00	0.00	0.00	56,520.00	0.00	0.00	0.00	0.00	0.00	0.00
ExpAccount 607500 - OFFICE FURNITURE Total:	0.00	0.00	0.00	0.00	0.00	56,520.00	0.00	0.00	0.00	0.00	0.00	0.00
Expense Total:	0.00	0.00	0.00	0.00	0.00	56,520.00	3,542.13	7,196.79	10,391.79	7,211.78	7,618.55	6,454.38
Total Surplus (Deficit):	11,297.11	12,794.00	14,631.02	10,607.37	11,649.70	-43,973.46	6,179.53	-508.39	-4,148.68	2,672.44	5,021.59	7,254.29

Fund	April 2022	May 2022	June 2022	July 2022	August 2022	September 2022	October 2022	November 2022	December 2022	January 2023	February 2023	March 2023
114 - MUNICIPAL COURT SPEC...	11,297.11	12,794.00	14,631.02	10,607.37	11,649.70	-43,973.46	6,179.53	-508.39	-4,148.68	2,672.44	5,021.59	7,254.29
Total Surplus (Deficit):	11,297.11	12,794.00	14,631.02	10,607.37	11,649.70	-43,973.46	6,179.53	-508.39	-4,148.68	2,672.44	5,021.59	7,254.29



Monthly Activity Report  
Group Summary

Account Typ...	April 2022	May 2022	June 2022	July 2022	August 2022	September 2022	October 2022	November 2022	December 2022	January 2023	February 2023	March 2023
Fund: 112 - T.C.S.A.FUND												
Revenue	265,780.90	10,302.98	988.40	11,606.11	9,973.41	50,590.21	12,071.50	24,650.03	4,146.10	79,762.80	128,456.96	27,233.24
Expense	9,950.00	0.00	1,109.70	200.00	4,500.00	20,252.66	0.00	0.00	0.00	0.00	730.00	0.00
Fund 112 Surplus (Deficit):	255,830.90	10,302.98	-121.30	11,406.11	5,473.41	30,337.55	12,071.50	24,650.03	4,146.10	79,762.80	127,726.96	27,233.24
Fund: 113 - HOTEL OCCUPANCY TAX FUND												
Revenue	90,738.71	91,096.23	89,446.53	81,158.03	88,008.98	80,565.28	56,715.60	40,005.90	123,523.54	83,735.95	78,187.14	79,610.30
Expense	36,613.93	29,198.13	28,664.41	32,253.70	28,768.67	34,322.16	15,032.00	25,923.35	73,459.03	50,381.81	37,306.15	44,545.48
Fund 113 Surplus (Deficit):	54,124.78	61,898.10	60,782.12	48,904.33	59,240.31	46,243.12	41,683.60	14,082.55	50,064.51	33,354.14	40,880.99	35,064.82
Fund: 115 - CITY SECRETARY'S SPECIAL REVENUE FUND												
Revenue	4,032.84	3,636.27	4,009.65	3,531.00	3,950.39	3,149.94	3,269.35	2,893.00	3,243.00	3,720.00	4,345.00	4,736.00
Expense	0.00	6,203.35	0.00	1,780.00	117.98	6,998.00	0.00	0.00	1,834.00	101.78	8,200.00	10,276.10
Fund 115 Surplus (Deficit):	4,032.84	-2,567.08	4,009.65	1,751.00	3,832.41	-3,848.06	3,269.35	2,893.00	1,409.00	3,618.22	-3,855.00	-5,540.10
Fund: 116 - PUBLIC EDUCATION & GOV'T (PEG) FUND												
Revenue	122.81	33,939.58	183.15	0.00	34,547.21	32,194.75	43.62	0.00	0.00	0.00	32,429.75	0.00
Expense	479.94	-556.06	479.94	41,706.47	54,119.93	18,343.76	0.00	0.00	30,490.66	509.94	2,168.82	1,439.92
Fund 116 Surplus (Deficit):	-357.13	34,495.64	-296.79	-41,706.47	-19,572.72	13,850.99	43.62	0.00	-30,490.66	-509.94	30,260.93	-1,439.92
Fund: 131 - PARKLAND DEDICATION FUND												
Revenue	0.00	0.00	0.00	0.00	0.00	560,063.24	0.00	0.00	0.00	0.00	0.00	0.00
Expense	140,600.20	14,361.00	199,660.36	8,374.31	10,445.00	29,894.50	21,156.90	17,127.00	80,741.62	90,820.47	154,364.69	18,357.72
Fund 131 Surplus (Deficit):	-140,600.20	-14,361.00	-199,660.36	-8,374.31	-10,445.00	530,168.74	-21,156.90	-17,127.00	-80,741.62	-90,820.47	-154,364.69	-18,357.72
Fund: 150 - DEBT SERVICE FUND												
Revenue	91,990.45	366,946.31	69,725.99	135,226.96	30,888.44	32,627.07	90,494.10	538,171.26	3,376,438.30	3,024,785.93	712,166.02	208,489.63
Expense	0.00	2,250.00	3,500.00	1,500.00	1,738,152.96	0.00	0.00	500.00	0.00	0.00	6,139,987.20	750.00
Fund 150 Surplus (Deficit):	91,990.45	364,696.31	66,225.99	133,726.96	-1,707,264.52	32,627.07	90,494.10	537,671.26	3,376,438.30	3,024,785.93	-5,427,821.18	207,739.63
Total Surplus (Deficit):	265,021.64	454,464.95	-69,060.69	145,707.62	-1,668,736.11	649,379.41	126,405.27	562,169.84	3,320,825.63	3,050,190.68	-5,387,171.99	244,699.95

Fund	April 2022	May 2022	June 2022	July 2022	August 2022	September 2022	October 2022	November 2022	December 2022	January 2023	February 2023	March 2023
112 - T.C.S.A.FUND	255,830.90	10,302.98	-121.30	11,406.11	5,473.41	30,337.55	12,071.50	24,650.03	4,146.10	79,762.80	127,726.96	27,233.24
113 - HOTEL OCCUPANCY TAX ...	54,124.78	61,898.10	60,782.12	48,904.33	59,240.31	46,243.12	41,683.60	14,082.55	50,064.51	33,354.14	40,880.99	35,064.82
115 - CITY SECRETARY'S SPECI...	4,032.84	-2,567.08	4,009.65	1,751.00	3,832.41	-3,848.06	3,269.35	2,893.00	1,409.00	3,618.22	-3,855.00	-5,540.10
116 - PUBLIC EDUCATION & G...	-357.13	34,495.64	-296.79	-41,706.47	-19,572.72	13,850.99	43.62	0.00	-30,490.66	-509.94	30,260.93	-1,439.92
131 - PARKLAND DEDICATION ...	-140,600.20	-14,361.00	-199,660.36	-8,374.31	-10,445.00	530,168.74	-21,156.90	-17,127.00	-80,741.62	-90,820.47	-154,364.69	-18,357.72
150 - DEBT SERVICE FUND	91,990.45	364,696.31	66,225.99	133,726.96	-1,707,264.52	32,627.07	90,494.10	537,671.26	3,376,438.30	3,024,785.93	-5,427,821.18	207,739.63
Total Surplus (Deficit):	265,021.64	454,464.95	-69,060.69	145,707.62	-1,668,736.11	649,379.41	126,405.27	562,169.84	3,320,825.63	3,050,190.68	-5,387,171.99	244,699.95



**CITY OF EDINBURG**  
**PROPERTY TAX COLLECTION - CURRENT**

MONTH	FY 18/19	FY 19/20	FY 20/21	FY 21/22	FY 22/23	Difference FY 22/23 - 21/22	
OCT.	170,206	479,864	453,620	281,354	286,141	4,787	➡ 2%
NOV.	1,280,063	1,573,333	1,638,369	2,151,519	1,925,534	(225,986)	⬇ -11%
DEC.	9,739,341	10,015,900	11,087,411	13,157,368	12,468,554	(688,813)	⬇ -5%
JAN.	10,633,031	10,193,857	11,168,066	9,099,934	11,081,631	1,981,697	⬆ 22%
FEB.	1,263,297	1,770,867	1,975,631	2,400,763	2,467,454	66,691	➡ 3%
MAR.	665,706	502,365	734,163	603,136	691,217	88,081	⬆ 15%
APR.	298,164	295,686	364,424	299,219			
MAY	216,090	301,338	191,556	142,763			
JUN.	173,289	220,282	183,929	172,336			
JUL.	(502,253)	177,903	118,925	178,596			
AUG.	83,027	72,207	104,941	74,674			
SEP.	34,232	75,285	99,992	67,492			
<b>TOTAL</b>	<u>24,054,192</u>	<u>25,678,886</u>	<u>28,121,028</u>	<u>28,629,154</u>	<u>28,920,531</u>	1,226,457	⬆ 4%

**YTD COMPARISON:**

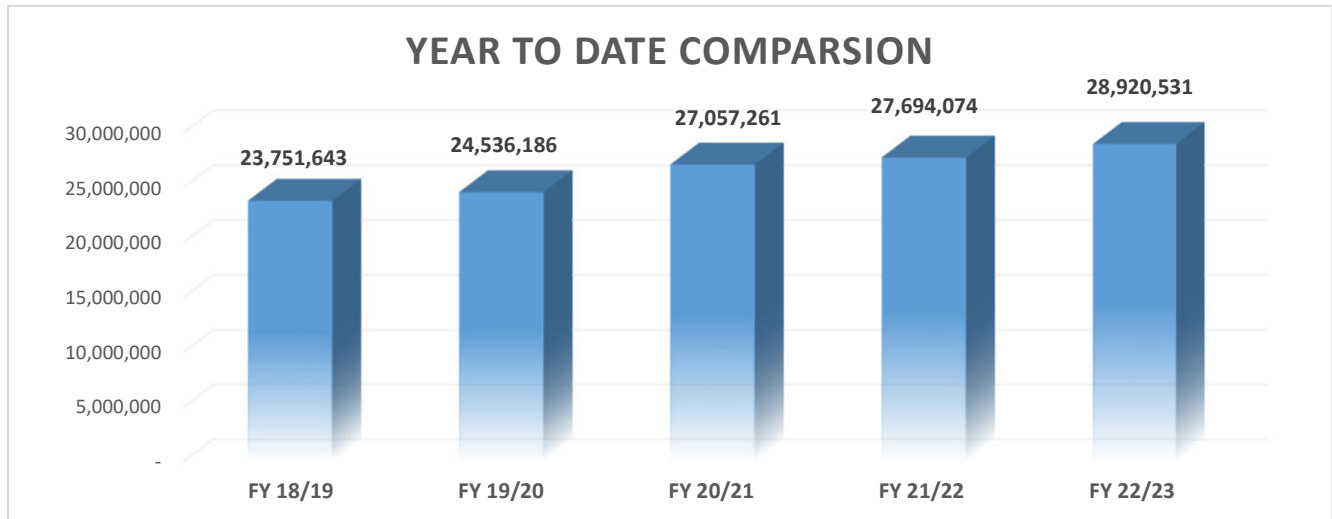
\$ 23,751,643    \$ 24,536,186    \$ 27,057,261    \$ 27,694,074    \$ 28,920,531

**YTD COMPARISON: INCREASE/(DECREASE):**

n/a                      784,543            2,521,074            636,813            1,226,457

**YTD COMPARISON: INCREASE/(DECREASE) % :**

0%                      3%                      10%                      2%                      4%



NOTE: Certified Taxes Collected Report is provided to the City around the 15th after the last day of the prior month, for prior month's report is included.

PREPARED BY: JOHN M GONZALEZ

**PABLO "PAUL" VILLARREAL JR., ASSESSOR & COLLECTOR  
CITY OF EDINBURG TAXES COLLECTED FOR:  
FEBRUARY 2023**

**COMPARATIVE RATE OF COLLECTIONS**

CITY OF EDINBURG CEB (22)	ORIGINAL TAX LEVY	COLLECTED TO DATE	DROPPED YRS AFTER PURGE	MODIF. TO DATE	TAXES OUTSTANDING	PERCENT 2022/2023	COLLECTED 2021/2022
2022 TAX ROLL	38,127,169.45	35,832,529.79		888,437.67	3,183,077.33	91.84%	92.58%
2021 & PRIOR YRS	2,648,225.37	348,222.00		(56,667.05)	2,243,336.32	13.44%	14.63%
ROLLBACK	88,226.78	155,985.91		109,924.70	42,165.57	78.72%	35.45%
TOTALS	40,863,621.60	36,336,737.70	-	941,695.32	5,468,579.22		

**BREAKDOWN OF TAX COLLECTIONS AND FEES FOR THE MONTH OF FEBRUARY 2023**

	CITY OF EDINBURG	MONTHLY MODIFICATIONS
CURRENT YEAR-BASE TAX	3,132,033.28	(166,197.07) CURRENT
CURRENT YEAR-P&I	128,516.19	
PRIOR YEARS-BASE TAX	65,010.33	(11,046.71) PRIOR
PRIOR YEARS-P&I	30,569.88	
ROLLBACK	18,181.27	- ROLLBACK
ROLLBACK P&I	-	
ATTORNEY FEES	12,495.67	- PURGED
TOTAL COLLECTIONS	3,386,806.62	(177,243.78)
LESS TRANSFERRED	2,223,076.52	
LESS IN TRANSIT	1,156,950.31	
LESS DUE TO HCAD COMM. FEE	27.79	
LESS DUE TO CO TREASURER	6,752.00	
BALANCE	-	

\*\*\*\*\*AFFIDAVIT\*\*\*\*\*

I, PABLO "PAUL" VILLARREAL JR., ASSESSOR-COLLECTOR OF TAXES FOR THE CITY OF EDINBURG, DO SOLEMNLY SWEAR THAT THE ABOVE STATEMENT OF TAXES COLLECTED BY ME FOR THE MONTH OF FEBRUARY 2023 IS CORRECT.

ASSESSOR-COLLECTOR OF TAXES FOR CITY OF EDINBURG, TEXAS

SWORN AND SUBSCRIBED BEFORE ME THIS 10TH DAY OF MARCH 2023 A.D.

NOTARY PUBLIC, HIDALGO COUNTY, TEXAS



**PABLO "PAUL" VILLARREAL JR., ASSESSOR & COLLECTOR  
CITY OF EDINBURG  
TAX COLLECTION REPORT  
FOR THE MONTH OF FEBRUARY 2023**

<b><u>AD VALOREM - CITY OF EDINBURG</u></b>	<b><u>2022-2023</u></b>	<b><u>2021-2022</u></b>	<b><u>DIFFERENCE</u></b>
<b><u>2022 CURRENT</u></b>			
ORIGINAL LEVY	38,127,169.45	36,773,969.18	1,353,200.27
MODIFICATIONS	888,437.67	718,771.38	169,666.29
CURRENT LEVY	39,015,607.12	37,492,740.56	1,522,866.56
CURRENT COLLECTIONS THIS MONTH	3,132,033.28	2,997,098.15	134,935.13
<b>CURRENT COLLECTIONS TO DATE</b>	<b>35,832,529.79</b>	<b>34,711,738.97</b>	<b>1,120,790.82</b>
OUTSTANDING TO DATE	3,183,077.33	2,781,001.59	402,075.74
PERCENT COLLECTED/ORIGINAL	93.98%	94.39%	-0.41%
PERCENT COLLECTED/MODIFIED	91.84%	92.58%	-0.74%
<b>TOTAL COLLECTIONS FISCAL YEAR</b>	<b>35,832,529.79</b>	<b>34,711,738.97</b>	
 <b><u>DELINQUENT</u></b>			
ORIGINAL LEVY	2,648,225.37	2,695,906.55	(47,681.18)
MODIFICATIONS	(56,667.05)	(48,186.95)	(8,480.10)
DELINQUENT LEVY	2,591,558.32	2,647,719.60	(56,161.28)
DELINQUENT COLLECTIONS THIS MONTH	65,010.33	106,804.77	(41,794.44)
<b>DELINQUENT COLLECTIONS TO DATE</b>	<b>348,222.00</b>	<b>387,433.95</b>	<b>(39,211.95)</b>
OUTSTANDING TO DATE	2,243,336.32	2,260,285.65	(16,949.33)
PERCENT COLLECTED/ORIGINAL	13.15%	14.37%	-1.22%
PERCENT COLLECTED/MODIFIED	13.44%	14.63%	-1.19%
<b>TOTAL COLLECTIONS FISCAL YEAR</b>	<b>348,222.00</b>	<b>387,433.95</b>	
 <b><u>ROLLBACK</u></b>			
ORIGINAL LEVY	88,226.78	80,622.27	7,604.51
MODIFICATIONS	109,924.70	14,660.12	95,264.58
ROLLBACK LEVY	198,151.48	95,282.39	102,869.09
ROLLBACK COLLECTIONS THIS MONTH	18,181.27	4,372.06	13,809.21
<b>ROLLBACK COLLECTIONS TO DATE</b>	<b>155,985.91</b>	<b>33,780.66</b>	<b>122,205.25</b>
OUTSTANDING TO DATE	42,165.57	61,501.73	(19,336.16)
PERCENT COLLECTED/ORIGINAL	176.80%	41.90%	134.90%
PERCENT COLLECTED/MODIFIED	78.72%	35.45%	43.27%
<b>TOTAL COLLECTIONS FISCAL YEAR</b>	<b>155,985.91</b>	<b>33,780.66</b>	

**PABLO (PAUL) VILLARREAL, JR., TAX ASSESSOR/COLLECTOR  
CITY OF EDINBURG  
TAX COLLECTIONS FOR MONTH OF: FEBRUARY 2023**

22 CEB

REPORT DATE	CURR BASE	CURR P&I	CURR RB	CURR RB P/I	PRIOR BASE	PRIOR P&I	PRIOR RB	DEL RB P/I	ATTY FEES	RB ATTY FEE	TOTAL	TOTAL TRANSF	DIFF.	DATE OF TRANSF
1-Feb	25,216.87	263.28			1,023.10	295.44			197.79		26,996.48		26,996.48	
2-Feb	61,148.36	953.45			730.82	199.09			125.25		63,156.97		63,156.97	
3-Feb	80,485.08	984.92			2,795.29	760.15			485.03		85,510.47		85,510.47	
6-Feb	153,614.00	1,807.27			3,773.47	852.64			417.57		160,464.95		160,464.95	
7-Feb	63,894.30	4,437.42			637.97	197.66			125.35		69,292.70		69,292.70	
8-Feb	14,829.18	959.03			1,045.50	272.95			185.68		17,292.34		17,292.34	
9-Feb	14,785.30	947.03			1,353.40	419.00			249.69		17,754.42		17,754.42	
10-Feb	757,435.43	632.02			329.34	105.44			65.20		758,567.43		758,567.43	
11-Feb	361,521.44	76,551.72			-	-			-		438,073.16		438,073.16	
13-Feb	375,694.98	1,435.47			3,003.34	774.54			556.30		381,464.63	1,573,748.39	(1,192,283.76)	23-Feb
14-Feb	112,344.39	804.87			1,041.86	288.93			199.62		114,679.67		114,679.67	
14-Feb			-	-			17,690.60	-		-	17,690.60	17,690.60	-	
15-Feb	231,983.78	1,078.09			3,509.52	959.21			657.97		238,188.57	352,868.24	(114,679.67)	23-Feb
16-Feb	29,182.61	2,198.12			4,614.16	1,545.06			911.14		38,451.09	38,451.09	-	24-Feb
17-Feb	67,331.85	3,096.08			5,574.35	1,996.22			995.47		78,993.97	78,993.97	-	27-Feb
21-Feb	154,528.95	3,777.08			2,023.17	679.73			315.30		161,324.23	161,324.23	-	28-Feb
22-Feb	60,419.41	2,032.30			1,774.88	479.80			318.69		65,025.08	65,025.08	-	1-Mar
23-Feb	42,839.78	2,898.85			9,182.59	2,373.07			1,652.25		58,946.54	497,019.70	(438,073.16)	2-Mar
23-Feb			-	-			490.67	-		-	490.67	490.67	-	2-Mar
24-Feb	31,902.99	2,365.62			1,995.92	880.29			425.77		37,570.59		37,570.59	
25-Feb	(83,008.86)	-			(3,428.96)	(7.12)			-		(86,444.94)		(86,444.94)	
27-Feb	191,546.58	6,850.77			12,885.67	13,175.38			2,479.94		226,938.34	178,063.99	48,874.35	6-Mar
28-Feb	384,336.86	14,442.80			11,144.94	4,322.40			2,131.66		416,378.66	416,350.87	27.79	10-Mar
											-		-	
											-		-	
											-		-	
											-		-	
											-		-	
TTL	3,132,033.28	128,516.19	0.00	0.00	65,010.33	30,569.88	18,181.27	0.00	12,495.67	0.00	3,386,806.62	3,380,026.83	6,779.79	

OVERALL TOTAL	3,386,806.62
LESS REFUNDS	0.00
LESS HCAD COMM FEES	27.79
LESS COMM/COST	6,752.00
BALANCE	3,380,026.83
LESS M/O TRANSFERRED	2,223,076.52
LESS M/O IN TRANSIT	1,156,950.31
BALANCE PENDING	0.00

03/02/2023 17:11:47 4225935  
 TC298-D SELECTION: SYSTEM  
 RECEIPT DATE: ALL  
 LOCATION: LOCATION NAME NOT FOUND

TAX COLLECTION SYSTEM  
 DEPOSIT DISTRIBUTION  
 FROM: 02/01/2023 THRU 02/28/2023  
 JURISDICTION: 0022 CITY OF EDINBURG

EXCLUDES AG ROLLBACK

YEAR	FUND	TAX RATE	LEVY PAID	DISCOUNT GIVEN	PENALTY INTEREST	TIF AMOUNT	DISBURSE TOTAL	ATTORNEY	OTHER FEES	REFUND AMOUNT	PAYMENT AMOUNT
2022	M & O	.504200	2,467,454.75	.00	101,246.61	.00	2,568,701.36	.00	.00	.00	2,568,701.36
	I & S	.135800	664,578.53	.00	27,269.58	.00	691,848.11	.00	.00	.00	691,848.11
	TOTAL	.640000	3,132,033.28	.00	128,516.19	.00	3,260,549.47	.00	.00	.00	3,260,549.47
2021	M & O	.544700	30,597.42	.00	7,690.96	.00	38,288.38	7,030.33	.00	.00	45,318.71
	I & S	.135300	7,600.32	.00	1,910.45	.00	9,510.77	.00	.00	.00	9,510.77
	TOTAL	.680000	38,197.74	.00	9,601.41	.00	47,799.15	7,030.33	.00	.00	54,829.48
2020	M & O	.582600	9,990.08	.00	3,812.60	.00	13,802.68	2,406.07	.00	.00	16,208.75
	I & S	.097400	1,670.23	.00	637.41	.00	2,307.64	.00	.00	.00	2,307.64
	TOTAL	.680000	11,660.31	.00	4,450.01	.00	16,110.32	2,406.07	.00	.00	18,516.39
2019	M & O	.557000	3,576.67	.00	1,560.51	.00	5,137.18	757.88	.00	.00	5,895.06
	I & S	.123000	789.81	.00	344.56	.00	1,134.37	.00	.00	.00	1,134.37
	TOTAL	.680000	4,366.48	.00	1,905.07	.00	6,271.55	757.88	.00	.00	7,029.43
2018	M & O	.544700	1,702.12	.00	1,169.67	.00	2,871.79	517.46	.00	.00	3,389.25
	I & S	.090300	282.17	.00	193.89	.00	476.06	.00	.00	.00	476.06
	TOTAL	.635000	1,984.29	.00	1,363.56	.00	3,347.85	517.46	.00	.00	3,865.31
2017	M & O	.558100	911.64	.00	665.49	.00	1,577.13	269.02	.00	.00	1,846.15
	I & S	.076600	125.05	.00	91.30	.00	216.35	.00	.00	.00	216.35
	TOTAL	.635000	1,036.69	.00	756.79	.00	1,793.48	269.02	.00	.00	2,062.50
2016	M & O	.534000	549.87	.00	414.30	.00	964.17	148.99	.00	.00	1,113.16
	I & S	.101000	104.00	.00	78.36	.00	182.36	.00	.00	.00	182.36
	TOTAL	.635000	653.87	.00	492.66	.00	1,146.53	148.99	.00	.00	1,295.52
2015	M & O	.539900	581.63	.00	529.78	.00	1,111.41	180.17	.00	.00	1,291.58
	I & S	.095100	102.43	.00	93.34	.00	195.77	.00	.00	.00	195.77
	TOTAL	.635000	684.06	.00	623.12	.00	1,307.18	180.17	.00	.00	1,487.35
2014	M & O	.523700	475.96	.00	472.85	.00	948.81	152.95	.00	.00	1,101.76
	I & S	.111300	101.17	.00	100.48	.00	201.65	.00	.00	.00	201.65
	TOTAL	.635000	577.13	.00	573.33	.00	1,150.46	152.95	.00	.00	1,303.41
2013	M & O	.521400	534.90	.00	566.31	.00	1,101.21	81.65	.00	.00	1,182.86
	I & S	.113600	116.53	.00	123.37	.00	239.90	.00	.00	.00	239.90
	TOTAL	.635000	651.43	.00	689.68	.00	1,341.11	81.65	.00	.00	1,422.76
2012	M & O	.521040	827.97	.00	1,067.79	.00	1,895.76	134.06	.00	.00	2,029.82
	I & S	.113960	181.09	.00	233.55	.00	414.64	.00	.00	.00	414.64
	TOTAL	.635000	1,009.06	.00	1,301.34	.00	2,310.40	134.06	.00	.00	2,444.46
2011	M & O	.520500	441.63	.00	627.20	.00	1,068.83	189.78	.00	.00	1,258.61
	I & S	.114500	97.16	.00	137.96	.00	235.12	.00	.00	.00	235.12
	TOTAL	.635000	538.79	.00	765.16	.00	1,303.95	189.78	.00	.00	1,493.73

03/02/2023 17:11:47 4225935  
 TC298-D SELECTION: SYSTEM  
 RECEIPT DATE: ALL  
 LOCATION: LOCATION NAME NOT FOUND

TAX COLLECTION SYSTEM  
 DEPOSIT DISTRIBUTION  
 FROM: 02/01/2023 THRU 02/28/2023  
 JURISDICTION: 0022 CITY OF EDINBURG

EXCLUDES AG ROLLBACK

YEAR	FUND	TAX RATE	LEVY PAID	DISCOUNT GIVEN	PENALTY INTEREST	TIF AMOUNT	DISBURSE TOTAL	ATTORNEY	OTHER FEES	REFUND AMOUNT	PAYMENT AMOUNT
2010	M & O	.520040	411.56	.00	646.16	.00	1,057.72	100.12	.00	.00	1,157.84
	I & S	.114960	90.99	.00	142.83	.00	233.82	.00	.00	.00	233.82
	TOTAL	.635000	502.55	.00	788.99	.00	1,291.54	100.12	.00	.00	1,391.66
2009	M & O	.521900	417.91	.00	693.96	.00	1,111.87	110.38	.00	.00	1,222.25
	I & S	.113100	90.56	.00	150.40	.00	240.96	.00	.00	.00	240.96
	TOTAL	.635000	508.47	.00	844.36	.00	1,352.83	110.38	.00	.00	1,463.21
2008	M & O	.524210	186.22	.00	337.05	.00	523.27	95.07	.00	.00	618.34
	I & S	.110790	39.35	.00	71.23	.00	110.58	.00	.00	.00	110.58
	TOTAL	.635000	225.57	.00	408.28	.00	633.85	95.07	.00	.00	728.92
2007	M & O	.523260	189.71	.00	366.14	.00	555.85	101.19	.00	.00	657.04
	I & S	.111740	40.52	.00	78.20	.00	118.72	.00	.00	.00	118.72
	TOTAL	.635000	230.23	.00	444.34	.00	674.57	101.19	.00	.00	775.76
2006	M & O	.528740	314.74	.00	645.20	.00	959.94	65.68	.00	.00	1,025.62
	I & S	.106260	63.24	.00	129.67	.00	192.91	.00	.00	.00	192.91
	TOTAL	.635000	377.98	.00	774.87	.00	1,152.85	65.68	.00	.00	1,218.53
2005	M & O	.520850	183.85	.00	395.63	.00	579.48	9.65	.00	.00	589.13
	I & S	.114150	40.30	.00	86.70	.00	127.00	.00	.00	.00	127.00
	TOTAL	.635000	224.15	.00	482.33	.00	706.48	9.65	.00	.00	716.13
2004	M & O	.521690	148.16	.00	339.28	.00	487.44	81.68	.00	.00	569.12
	I & S	.113310	32.17	.00	73.68	.00	105.85	.00	.00	.00	105.85
	TOTAL	.635000	180.33	.00	412.96	.00	593.29	81.68	.00	.00	674.97
2003	M & O	.520050	37.37	.00	63.86	.00	101.23	7.59	.00	.00	108.82
	I & S	.114950	8.26	.00	14.12	.00	22.38	.00	.00	.00	22.38
	TOTAL	.635000	45.63	.00	77.98	.00	123.61	7.59	.00	.00	131.20
2002	M & O	.481290	184.63	.00	466.79	.00	651.42	13.00	.00	.00	664.42
	I & S	.153710	58.96	.00	149.07	.00	208.03	.00	.00	.00	208.03
	TOTAL	.635000	243.59	.00	615.86	.00	859.45	13.00	.00	.00	872.45
2001	M & O	.476550	170.48	.00	451.75	.00	622.23	8.11	.00	.00	630.34
	I & S	.158450	56.67	.00	150.20	.00	206.87	.00	.00	.00	206.87
	TOTAL	.635000	227.15	.00	601.95	.00	829.10	8.11	.00	.00	837.21
2000	M & O	.480380	195.67	.00	542.00	.00	737.67	26.19	.00	.00	763.86
	I & S	.154620	62.97	.00	174.44	.00	237.41	.00	.00	.00	237.41
	TOTAL	.635000	258.64	.00	716.44	.00	975.08	26.19	.00	.00	1,001.27
1999	M & O	.518950	186.79	.00	538.70	.00	725.49	8.65	.00	.00	734.14
	I & S	.116050	41.75	.00	120.45	.00	162.20	.00	.00	.00	162.20
	TOTAL	.635000	228.54	.00	659.15	.00	887.69	8.65	.00	.00	896.34

03/02/2023 17:11:47 4225935  
 TC298-D SELECTION: SYSTEM  
 RECEIPT DATE: ALL  
 LOCATION: LOCATION NAME NOT FOUND

TAX COLLECTION SYSTEM  
 DEPOSIT DISTRIBUTION  
 FROM: 02/01/2023 THRU 02/28/2023  
 JURISDICTION: 0022 CITY OF EDINBURG

EXCLUDES AG ROLLBACK

YEAR	FUND	TAX RATE	LEVY PAID	DISCOUNT GIVEN	PENALTY INTEREST	TIF AMOUNT	DISBURSE TOTAL	ATTORNEY	OTHER FEES	REFUND AMOUNT	PAYMENT AMOUNT
1998	M & O	.520030	166.50	.00	501.16	.00	667.66	.00	.00	.00	667.66
	I & S	.114970	36.81	.00	110.80	.00	147.61	.00	.00	.00	147.61
	TOTAL	.635000	203.31	.00	611.96	.00	815.27	.00	.00	.00	815.27
1997	M & O	.536560	164.21	.00	513.98	.00	678.19	.00	.00	.00	678.19
	I & S	.098440	30.13	.00	94.30	.00	124.43	.00	.00	.00	124.43
	TOTAL	.635000	194.34	.00	608.28	.00	802.62	.00	.00	.00	802.62
ALL	M & O		2,520,602.44	.00	126,325.73	.00	2,646,928.17	12,495.67	.00	.00	2,659,423.84
ALL	I & S		676,441.17	.00	32,760.34	.00	709,201.51	.00	.00	.00	709,201.51
ALL	TOTAL		3,197,043.61	.00	159,086.07	.00	3,356,129.68	12,495.67	.00	.00	3,368,625.35
DLQ	M & O		53,147.69	.00	25,079.12	.00	78,226.81	12,495.67	.00	.00	90,722.48
DLQ	I & S		11,862.64	.00	5,490.76	.00	17,353.40	.00	.00	.00	17,353.40
DLQ	TOTAL		65,010.33	.00	30,569.88	.00	95,580.21	12,495.67	.00	.00	108,075.88
CURR	M & O		2,467,454.75	.00	101,246.61	.00	2,568,701.36	.00	.00	.00	2,568,701.36
CURR	I & S		664,578.53	.00	27,269.58	.00	691,848.11	.00	.00	.00	691,848.11
CURR	TOTAL		3,132,033.28	.00	128,516.19	.00	3,260,549.47	.00	.00	.00	3,260,549.47

03/02/2023 17:04:47 4225934  
 TC298-D SELECTION: SYSTEM  
 RECEIPT DATE: ALL  
 LOCATION: LOCATION NAME NOT FOUND

TAX COLLECTION SYSTEM  
 DEPOSIT DISTRIBUTION  
 FROM: 02/01/2023 THRU 02/28/2023  
 JURISDICTION: 0022 CITY OF EDINBURG

AG ROLLBACK ONLY

YEAR	FUND	TAX RATE	LEVY PAID	DISCOUNT GIVEN	PENALTY INTEREST	TIF AMOUNT	DISBURSE TOTAL	ATTORNEY	OTHER FEES	REFUND AMOUNT	PAYMENT AMOUNT
2021	M & O	.544700	393.04	.00	.00	.00	393.04	.00	.00	.00	393.04
	I & S	.135300	97.63	.00	.00	.00	97.63	.00	.00	.00	97.63
	TOTAL	.680000	490.67	.00	.00	.00	490.67	.00	.00	.00	490.67
2020	M & O	.582600	7,579.14	.00	.00	.00	7,579.14	.00	.00	.00	7,579.14
	I & S	.097400	1,267.09	.00	.00	.00	1,267.09	.00	.00	.00	1,267.09
	TOTAL	.680000	8,846.23	.00	.00	.00	8,846.23	.00	.00	.00	8,846.23
2019	M & O	.557000	7,244.58	.00	.00	.00	7,244.58	.00	.00	.00	7,244.58
	I & S	.123000	1,599.79	.00	.00	.00	1,599.79	.00	.00	.00	1,599.79
	TOTAL	.680000	8,844.37	.00	.00	.00	8,844.37	.00	.00	.00	8,844.37
ALL	M & O		15,216.76	.00	.00	.00	15,216.76	.00	.00	.00	15,216.76
ALL	I & S		2,964.51	.00	.00	.00	2,964.51	.00	.00	.00	2,964.51
ALL	TOTAL		18,181.27	.00	.00	.00	18,181.27	.00	.00	.00	18,181.27
DLQ	M & O		15,216.76	.00	.00	.00	15,216.76	.00	.00	.00	15,216.76
DLQ	I & S		2,964.51	.00	.00	.00	2,964.51	.00	.00	.00	2,964.51
DLQ	TOTAL		18,181.27	.00	.00	.00	18,181.27	.00	.00	.00	18,181.27
CURR	M & O		.00	.00	.00	.00	.00	.00	.00	.00	.00
CURR	I & S		.00	.00	.00	.00	.00	.00	.00	.00	.00
CURR	TOTAL		.00	.00	.00	.00	.00	.00	.00	.00	.00



03/02/2023 17:12:06 4225933  
 TC298-D SELECTION: SYSTEM  
 RECEIPT DATE: ALL  
 LOCATION: LOCATION NAME NOT FOUND

TAX COLLECTION SYSTEM  
 DEPOSIT DISTRIBUTION  
 FROM: 02/01/2023 THRU 02/28/2023  
 JURISDICTION: 0022 CITY OF EDINBURG

INCLUDES AG ROLLBACK

YEAR	FUND	TAX RATE	LEVY PAID	DISCOUNT GIVEN	PENALTY INTEREST	TIF AMOUNT	DISBURSE TOTAL	ATTORNEY	OTHER FEES	REFUND AMOUNT	PAYMENT AMOUNT
2022	M & O	.504200	2,467,454.75	.00	101,246.61	.00	2,568,701.36	.00	.00	.00	2,568,701.36
	I & S	.135800	664,578.53	.00	27,269.58	.00	691,848.11	.00	.00	.00	691,848.11
	TOTAL	.640000	3,132,033.28	.00	128,516.19	.00	3,260,549.47	.00	.00	.00	3,260,549.47
2021	M & O	.544700	30,990.46	.00	7,690.96	.00	38,681.42	7,030.33	.00	.00	45,711.75
	I & S	.135300	7,697.95	.00	1,910.45	.00	9,608.40	.00	.00	.00	9,608.40
	TOTAL	.680000	38,688.41	.00	9,601.41	.00	48,289.82	7,030.33	.00	.00	55,320.15
2020	M & O	.582600	17,569.22	.00	3,912.60	.00	21,381.82	2,406.07	.00	.00	23,787.89
	I & S	.097400	2,937.32	.00	637.41	.00	3,574.73	.00	.00	.00	3,574.73
	TOTAL	.680000	20,506.54	.00	4,450.01	.00	24,956.55	2,406.07	.00	.00	27,362.62
2019	M & O	.557000	10,821.25	.00	1,560.51	.00	12,381.76	757.88	.00	.00	13,139.64
	I & S	.123000	2,389.60	.00	344.56	.00	2,734.16	.00	.00	.00	2,734.16
	TOTAL	.680000	13,210.85	.00	1,905.07	.00	15,115.92	757.88	.00	.00	15,873.80
2018	M & O	.544700	1,702.12	.00	1,169.67	.00	2,871.79	517.46	.00	.00	3,389.25
	I & S	.090300	282.17	.00	193.89	.00	476.06	.00	.00	.00	476.06
	TOTAL	.635000	1,984.29	.00	1,363.56	.00	3,347.85	517.46	.00	.00	3,865.31
2017	M & O	.558100	911.64	.00	665.40	.00	1,577.13	269.02	.00	.00	1,846.15
	I & S	.076600	125.05	.00	91.30	.00	216.35	.00	.00	.00	216.35
	TOTAL	.635000	1,036.69	.00	756.79	.00	1,793.48	269.02	.00	.00	2,062.50
2016	M & O	.534000	549.87	.00	414.30	.00	964.17	148.99	.00	.00	1,113.16
	I & S	.101000	104.00	.00	78.36	.00	182.36	.00	.00	.00	182.36
	TOTAL	.635000	653.87	.00	492.66	.00	1,146.53	148.99	.00	.00	1,295.52
2015	M & O	.539900	581.63	.00	529.78	.00	1,111.41	180.17	.00	.00	1,291.58
	I & S	.095100	102.43	.00	93.34	.00	195.77	.00	.00	.00	195.77
	TOTAL	.635000	684.06	.00	623.12	.00	1,307.18	180.17	.00	.00	1,487.35
2014	M & O	.523700	475.96	.00	472.85	.00	948.81	152.95	.00	.00	1,101.76
	I & S	.111300	101.17	.00	100.48	.00	201.65	.00	.00	.00	201.65
	TOTAL	.635000	577.13	.00	573.33	.00	1,150.46	152.95	.00	.00	1,303.41
2013	M & O	.521400	534.90	.00	566.11	.00	1,101.01	81.65	.00	.00	1,182.66
	I & S	.113600	116.53	.00	123.57	.00	239.90	.00	.00	.00	239.90
	TOTAL	.635000	651.43	.00	689.68	.00	1,341.11	81.65	.00	.00	1,422.76
2012	M & O	.521040	827.97	.00	1,067.79	.00	1,895.76	134.06	.00	.00	2,029.82
	I & S	.113960	181.09	.00	233.55	.00	414.64	.00	.00	.00	414.64
	TOTAL	.635000	1,009.06	.00	1,301.34	.00	2,310.40	134.06	.00	.00	2,444.46
2011	M & O	.520500	441.63	.00	627.20	.00	1,068.83	189.78	.00	.00	1,258.61
	I & S	.114500	97.16	.00	137.96	.00	235.12	.00	.00	.00	235.12
	TOTAL	.635000	538.79	.00	765.16	.00	1,303.95	189.78	.00	.00	1,493.73

03/02/2023 17:12:06 4225933  
 TC258-D SELECTION: SYSTEM  
 RECEIPT DATE: ALL  
 LOCATION: LOCATION NAME NOT FOUND

TAX COLLECTION SYSTEM  
 DEPOSIT DISTRIBUTION  
 FROM: 02/01/2023 THRU 02/28/2023  
 JURISDICTION: 0022 CITY OF EDINBURG

INCLUDES AG ROLLBACK

YEAR	FUND	TAX RATE	LEVY PAID	DISCOUNT GIVEN	PENALTY INTEREST	TIF AMOUNT	DISBURSE TOTAL	ATTORNEY	OTHER FEES	REFUND AMOUNT	PAYMENT AMOUNT
2010	M & O	.520040	411.56	.00	646.16	.00	1,057.72	100.12	.00	.00	1,157.84
	I & S	.114960	90.99	.00	142.83	.00	233.82	.00	.00	.00	233.82
	TOTAL	.635000	502.55	.00	788.99	.00	1,291.54	100.12	.00	.00	1,391.66
2009	M & O	.521900	417.91	.00	693.96	.00	1,111.87	110.38	.00	.00	1,222.25
	I & S	.111100	90.56	.00	150.40	.00	240.96	.00	.00	.00	240.96
	TOTAL	.635000	508.47	.00	844.36	.00	1,352.83	110.38	.00	.00	1,463.21
2008	M & O	.524210	186.22	.00	337.05	.00	523.27	95.07	.00	.00	618.34
	I & S	.110790	39.35	.00	71.23	.00	110.58	.00	.00	.00	110.58
	TOTAL	.635000	225.57	.00	408.28	.00	633.85	95.07	.00	.00	728.92
2007	M & O	.523260	189.71	.00	366.14	.00	555.85	101.19	.00	.00	657.04
	I & S	.111740	40.52	.00	78.20	.00	118.72	.00	.00	.00	118.72
	TOTAL	.635000	230.23	.00	444.34	.00	674.57	101.19	.00	.00	775.76
2006	M & O	.528740	314.74	.00	645.20	.00	959.94	65.68	.00	.00	1,025.62
	I & S	.106260	63.24	.00	129.67	.00	192.91	.00	.00	.00	192.91
	TOTAL	.635000	377.98	.00	774.87	.00	1,152.85	65.68	.00	.00	1,218.53
2005	M & O	.520850	183.85	.00	395.63	.00	579.48	9.65	.00	.00	589.13
	I & S	.114150	40.30	.00	86.70	.00	127.00	.00	.00	.00	127.00
	TOTAL	.635000	224.15	.00	482.33	.00	706.48	9.65	.00	.00	716.13
2004	M & O	.521690	148.16	.00	339.28	.00	487.44	81.68	.00	.00	569.12
	I & S	.113310	32.17	.00	73.68	.00	105.85	.00	.00	.00	105.85
	TOTAL	.635000	180.33	.00	412.96	.00	593.29	81.68	.00	.00	674.97
2003	M & O	.520050	37.37	.00	63.86	.00	101.23	7.59	.00	.00	108.82
	I & S	.114950	8.26	.00	14.12	.00	22.38	.00	.00	.00	22.38
	TOTAL	.635000	45.63	.00	77.98	.00	123.61	7.59	.00	.00	131.20
2002	M & O	.481290	184.63	.00	466.79	.00	651.42	13.00	.00	.00	664.42
	I & S	.154710	58.96	.00	149.07	.00	208.03	.00	.00	.00	208.03
	TOTAL	.635000	243.59	.00	615.86	.00	859.45	13.00	.00	.00	872.45
2001	M & O	.476550	170.48	.00	451.75	.00	622.23	8.11	.00	.00	630.34
	I & S	.158450	56.67	.00	150.20	.00	206.87	.00	.00	.00	206.87
	TOTAL	.635000	227.15	.00	601.95	.00	829.10	8.11	.00	.00	837.21
2000	M & O	.480380	195.67	.00	542.00	.00	737.67	26.19	.00	.00	763.86
	I & S	.154620	62.97	.00	174.44	.00	237.41	.00	.00	.00	237.41
	TOTAL	.635000	258.64	.00	716.44	.00	975.08	26.19	.00	.00	1,001.27
1999	M & O	.518950	186.79	.00	538.70	.00	725.49	8.65	.00	.00	734.14
	I & S	.116050	41.75	.00	120.45	.00	162.20	.00	.00	.00	162.20
	TOTAL	.635000	228.54	.00	659.15	.00	887.69	8.65	.00	.00	896.34

03/02/2023 17:12:06 4225933  
 TC298-D SELECTION: SYSTEM  
 RECEIPT DATE: ALL  
 LOCATION: LOCATION NAME NOT FOUND

TAX COLLECTION SYSTEM  
 DEPOSIT DISTRIBUTION  
 FROM: 02/01/2023 THRU 02/28/2023  
 JURISDICTION: 0022 CITY OF EDINBURG

INCLUDES AG ROLLBACK

YEAR	FUND	TAX RATE	LEVY PAID	DISCOUNT GIVEN	PENALTY INTEREST	TIF AMOUNT	DISBURSE TOTAL	ATTORNEY	OTHER FEES	REFUND AMOUNT	PAYMENT AMOUNT
1998	M & O	.520030	166.50	.00	501.16	.00	667.66	.00	.00	.00	667.66
	I & S	.114970	36.81	.00	110.80	.00	147.61	.00	.00	.00	147.61
	TOTAL	.635000	203.31	.00	611.96	.00	815.27	.00	.00	.00	815.27
1997	M & O	.536560	164.21	.00	513.98	.00	678.19	.00	.00	.00	678.19
	I & S	.094440	30.13	.00	94.30	.00	124.43	.00	.00	.00	124.43
	TOTAL	.635000	194.34	.00	608.28	.00	802.62	.00	.00	.00	802.62
ALL	M & O		2,535,819.20	.00	126,325.73	.00	2,662,144.93	12,495.67	.00	.00	2,674,640.60
ALL	I & S		679,405.68	.00	32,760.34	.00	712,166.02	.00	.00	.00	712,166.02
ALL	TOTAL		3,215,224.88	.00	159,086.07	.00	3,374,310.95	12,495.67	.00	.00	3,386,806.62
DLQ	M & O		68,364.45	.00	25,079.12	.00	93,443.57	12,495.67	.00	.00	105,939.24
DLQ	I & S		14,827.15	.00	5,490.76	.00	20,317.91	.00	.00	.00	20,317.91
DLQ	TOTAL		83,191.60	.00	30,569.88	.00	113,761.48	12,495.67	.00	.00	126,257.15
CURR	M & O		2,467,454.75	.00	101,246.61	.00	2,568,701.36	.00	.00	.00	2,568,701.36
CURR	I & S		664,578.53	.00	27,269.58	.00	691,848.11	.00	.00	.00	691,848.11
CURR	TOTAL		3,132,033.28	.00	128,516.19	.00	3,260,549.47	.00	.00	.00	3,260,549.47

03/02/2023 18:18:2  
TC168

4225935

TAX COLLECTION SYSTEM  
TAX COLLECTOR MONTHLY REPORT  
FROM 02/01/2023 TO 02/28/2023

EXCLUDES AG ROLLBACK

FISCAL START: 10/01/2022 END: 09/30/2023 JURISDICTION: 0022 CITY OF EDINBURG

	CERT TAXABLE VALUE	ADJUSTMENTS	ADJ TAX VALUE	TAX RATE	TAX LEVY	PAID ACCTS
	-----	-----	-----	-----	-----	-----
CURRENT YEAR	6,063,760,149	149,648,482	6,213,408,631	00.640000	39,015,607.12	29,736
	-----	-----	-----	-----	-----	-----

YEAR	TAXES DUE	MONTH ADJ	ADJUSTMENT YTD	LEVY PAID	PAID YTD	BALANCE	COLL %	YTD UNCOLL
	-----	-----	-----	-----	-----	-----	-----	-----
2022	38,127,169.45	166,197.07-	888,437.67	3,132,033.28	35,832,529.79	3,183,077.33	91.84	0.00
2021	794,535.75	1,619.26-	38,156.17-	38,197.74	248,096.42	508,283.16	32.80	1,055.74-
2020	307,299.71	1,076.25-	7,888.23-	11,660.31	42,900.59	256,510.89	14.33	0.00
2019	233,911.82	7,915.04-	7,996.24-	4,366.48	20,182.94	205,732.64	8.93	7,476.63-
2018	199,536.23	436.16-	2,626.41-	1,984.29	9,756.23	187,153.59	4.95	0.00
2017	127,076.74	.00	0.00	1,036.69	5,346.35	121,730.39	4.21	0.00
2016	110,525.00	.00	0.00	653.87	3,410.34	107,114.66	3.09	0.00
2015	101,159.24	.00	0.00	684.06	3,159.62	97,999.62	3.12	0.00
2014	80,975.45	.00	0.00	577.13	2,673.92	78,301.53	3.30	0.00
2013	73,906.22	.00	0.00	651.43	2,110.88	71,795.34	2.86	0.00
2012	72,707.84	.00	0.00	1,009.06	1,529.22	71,178.62	2.10	0.00
2011	70,361.79	.00	0.00	538.79	1,425.83	68,935.96	2.03	0.00
2010	69,236.04	.00	0.00	502.55	1,389.46	67,846.58	2.01	0.00
2009	57,834.02	.00	0.00	508.47	1,325.61	56,508.41	2.29	0.00
2008	49,443.10	.00	0.00	225.57	1,014.52	48,428.58	2.05	0.00
2007	48,835.57	.00	0.00	230.23	345.73	48,492.84	.71	0.00
2006	40,942.70	.00	0.00	377.98	790.22	40,152.48	1.93	0.00
2005	34,994.98	.00	0.00	224.15	376.47	34,618.51	1.08	0.00
2004	32,688.48	.00	0.00	180.33	241.84	32,446.64	.74	0.00
2003	24,920.41	.00	0.00	45.63	123.33	24,797.08	.49	0.00
2002	24,661.00	.00	0.00	243.59	271.92	24,389.08	1.10	0.00
2001	92,670.28	.00	0.00	1,111.98	1,750.56	90,919.72	1.89	0.00
****	40,775,394.82	177,243.78-	881,770.62	3,197,043.61	36,180,751.79	5,426,413.65		8,532.37-
CURR	38,127,169.45	166,197.07-	888,437.67	3,132,033.28	35,832,529.79	3,183,077.33		0.00
DELQ	2,648,225.37	11,046.71-	56,667.05-	65,010.33	348,222.00	2,243,336.32		8,532.37-

03/02/2023 17:14:4  
TC168

4225934

TAX COLLECTION SYSTEM  
TAX COLLECTOR MONTHLY REPORT  
FROM 02/01/2023 TO 02/28/2023

AG ROLLBACK ONLY

FISCAL START: 10/01/2022 END: 09/30/2023 JURISDICTION: 0022 CITY OF EDINBURG

	CERT TAXABLE VALUE	ADJUSTMENTS	ADJ TAX VALUE	TAX RATE	TAX LEVY	PAID ACCTS
	-----	-----	-----	-----	-----	-----
CURRENT YEAR	0	0	0 0	00.000000	0.00	0
	-----	-----	-----	-----	-----	-----

YEAR	TAXES DUE	MONTH ADJ	ADJUSTMENT YTD	LEVY PAID	PAID YTD	BALANCE	COLL %	YTD UNCOLL
	-----	-----	-----	-----	-----	-----	-----	-----
2021	20,637.28	.00	28,548.47	490.67	45,602.76	3,582.99	92.72	0.00
2020	29,489.03	.00	41,503.55	8,846.23	56,010.97	14,981.61	78.90	0.00
2019	32,521.71	.00	39,872.68	8,844.37	54,372.18	18,022.21	75.11	0.00
2018	5,000.12	.00	0.00	0.00	0.00	5,000.12		0.00
2017	0.00	.00	0.00	0.00	0.00	0.00		0.00
2001	578.64	.00	0.00	0.00	0.00	578.64		0.00
****	88,226.78	.00	109,924.70	18,181.27	155,985.91	42,165.57		0.00
CURR	0.00	.00	0.00	0.00	0.00	0.00		0.00
DELQ	88,226.78	.00	109,924.70	18,181.27	155,985.91	42,165.57		0.00

03/02/2023 18:18:2  
TC168

4225933

TAX COLLECTION SYSTEM  
TAX COLLECTOR MONTHLY REPORT  
FROM 02/01/2023 TO 02/28/2023

INCLUDES AG ROLLBACK

FISCAL START: 10/01/2022 END: 09/30/2023 JURISDICTION: 0022 CITY OF EDINBURG

	CERT TAXABLE VALUE	ADJUSTMENTS	ADJ TAX VALUE	TAX RATE	TAX LEVY	PAID ACCTS
	-----	-----	-----	-----	-----	-----
CURRENT YEAR	6,063,760,149	149,648,482	6,213,408,631	00.640000	39,015,607.12	29,736
	-----	-----	-----	-----	-----	-----

YEAR	TAXES DUE	MONTH ADJ	ADJUSTMENT YTD	LEVY PAID	PAID YTD	BALANCE	COLL %	YTD UNCOLL
	-----	-----	-----	-----	-----	-----	-----	-----
2022	38,127,169.45	166,197.07-	888,437.67	3,132,033.28	35,832,529.79	3,183,077.33	91.84	0.00
2021	815,173.03	1,619.26-	9,607.70-	38,688.41	293,699.18	511,866.15	36.46	1,055.74-
2020	336,788.74	1,076.25-	33,615.32	20,506.54	98,911.56	271,492.50	26.70	0.00
2019	266,433.53	7,915.04-	31,876.44	13,210.85	74,555.12	223,754.85	24.99	7,476.63-
2018	204,536.35	436.16-	2,626.41-	1,984.29	9,756.23	192,153.71	4.83	0.00
2017	127,076.74	.00	0.00	1,036.69	5,346.35	121,730.39	4.21	0.00
2016	110,525.00	.00	0.00	653.87	3,410.34	107,114.66	3.09	0.00
2015	101,159.24	.00	0.00	684.06	3,159.62	97,999.62	3.12	0.00
2014	80,975.45	.00	0.00	577.13	2,673.92	78,301.53	3.30	0.00
2013	73,906.22	.00	0.00	651.43	2,110.88	71,795.34	2.86	0.00
2012	72,707.84	.00	0.00	1,009.06	1,529.22	71,178.62	2.10	0.00
2011	70,361.79	.00	0.00	538.79	1,425.83	68,935.96	2.03	0.00
2010	69,236.04	.00	0.00	502.55	1,389.46	67,846.58	2.01	0.00
2009	57,834.02	.00	0.00	508.47	1,325.61	56,508.41	2.29	0.00
2008	49,443.10	.00	0.00	225.57	1,014.52	48,428.58	2.05	0.00
2007	48,838.57	.00	0.00	230.23	345.73	48,492.84	.71	0.00
2006	40,942.70	.00	0.00	377.98	790.22	40,152.48	1.93	0.00
2005	34,994.98	.00	0.00	224.15	376.47	34,618.51	1.08	0.00
2004	32,688.48	.00	0.00	180.33	241.84	32,446.64	.74	0.00
2003	24,920.41	.00	0.00	45.63	123.33	24,797.08	.49	0.00
2002	24,661.06	.00	0.00	243.59	271.92	24,389.08	1.10	0.00
2001	93,248.92	.00	0.00	1,111.95	1,750.56	91,498.36	1.88	0.00
****	40,863,621.60	177,243.78-	941,695.32	3,215,224.88	36,336,737.70	5,468,579.22		8,532.37-
CURR	38,127,169.45	166,197.07-	888,437.67	3,132,033.28	35,832,529.79	3,183,077.33		0.00
DELQ	2,736,452.15	11,046.71-	53,257.65	83,191.60	504,207.91	2,285,501.89		8,532.37-

TAX COLLECTION SYSTEM  
TAX COLLECTOR MONTHLY REPORT  
FROM 02/01/2023 TO 02/28/2023

EXCLUDES AG ROLLBACK

JURISDICTION: 0022 CITY OF EDINBURG

	CERT TAXABLE VALUE	ADJUSTMENTS	ADJ TAX VALUE	TAX RATE	TAX LEVY	PAID ACCTS
CURRENT YEAR	6,063,760,149	149,648,482	6,213,408,631	0.640000	39,015,607.12	29,736

YEAR	TAXES DUE	MONTH ADJ	ADJUSTMENT YTD	LEVY PAID	PAID YTD	BALANCE	COLL %	YTD UNCOLL
2022	38,127,169.45	166,197.07-	888,437.67	3,132,033.28	35,832,529.79	3,183,077.33	91.84	0.00
	ADJUSTMENT REFUNDS	118,841.07-	132,017.56-					
2021	794,535.75	1,619.26-	38,156.17-	38,197.74	248,096.42	508,283.16	32.80	1,055.74-
	ADJUSTMENT REFUNDS	1,478.14-	33,860.36-					
2020	307,299.71	1,076.25-	7,888.23-	11,660.31	42,900.59	256,510.89	14.33	0.00
	ADJUSTMENT REFUNDS	1,076.25-	7,654.45-					
2019	233,911.82	7,915.04-	7,996.24-	4,366.48	20,182.94	205,732.64	8.93	7,476.63-
	ADJUSTMENT REFUNDS	438.41-	519.61-					
2018	199,536.23	436.16-	2,626.41-	1,984.29	9,756.23	187,153.59	4.95	0.00
	ADJUSTMENT REFUNDS	436.16-	2,626.41-					
2017	127,076.74	.00	0.00	1,036.69	5,346.35	121,730.39	4.21	0.00
2016	110,525.00	.00	0.00	653.87	3,410.34	107,114.66	3.09	0.00
2015	101,159.24	.00	0.00	684.06	3,159.62	97,999.62	3.12	0.00
2014	80,975.45	.00	0.00	577.13	2,673.92	78,301.53	3.30	0.00
2013	73,906.22	.00	0.00	651.43	2,110.88	71,795.34	2.86	0.00
2012	72,707.84	.00	0.00	1,009.06	1,529.22	71,178.62	2.10	0.00
2011	70,361.79	.00	0.00	538.79	1,425.83	68,935.96	2.03	0.00
2010	69,236.04	.00	0.00	502.55	1,389.46	67,846.58	2.01	0.00
2009	57,834.02	.00	0.00	508.47	1,325.61	56,508.41	2.29	0.00
2008	49,443.10	.00	0.00	225.57	1,014.52	48,428.58	2.05	0.00
2007	48,818.57	.00	0.00	230.23	345.73	48,492.84	.71	0.00
2006	40,942.70	.00	0.00	377.98	790.22	40,152.48	1.93	0.00
2005	34,994.98	.00	0.00	224.15	376.47	34,618.51	1.08	0.00
2004	32,688.48	.00	0.00	180.33	241.84	32,446.64	.74	0.00
2003	24,920.41	.00	0.00	45.63	123.33	24,797.08	.49	0.00
2002	24,661.00	.00	0.00	243.59	271.92	24,389.08	1.10	0.00
2001	92,670.28	.00	0.00	1,111.98	1,750.56	90,919.72	1.89	0.00
***	40,775,394.82	177,243.78-	831,770.62	3,197,043.61	36,180,751.79	5,426,413.65		8,532.37-
	ADJUSTMENT REFUNDS	122,270.03-	176,678.39-					

03/03/2023 10:34:3  
TC168

4226427

TAX COLLECTION SYSTEM  
TAX COLLECTOR MONTHLY REPORT  
FROM 02/01/2023 TO 02/28/2023

AG ROLLBACK ONLY

JURISDICTION: 0022 CITY OF EDINBURG

	CERT TAXABLE VALUE	ADJUSTMENTS	ADJ TAX VALUE	TAX RATE	TAX LEVY	PAID ACCTS
	-----	-----	-----	-----	-----	-----
CURRENT YEAR	0	0	0	0.680000	49,185.75	21
	-----	-----	-----	-----	-----	-----

YEAR	TAXES DUE	MONTH ADJ	ADJUSTMENT YTD	LEVY PAID	PAID YTD	BALANCE	COLL %	YTD UNCOLL
2021	20,637.28	.00	28,548.47	490.67	45,602.76	3,582.99	92.72	0.00
ADJUSTMENT REFUNDS		1,478.14-	33,860.36-					
2020	29,489.03	.00	41,503.55	8,846.23	56,010.97	14,981.61	78.90	0.00
ADJUSTMENT REFUNDS		1,076.25-	7,654.45					
2019	32,521.71	.00	39,872.68	8,844.37	54,372.18	18,022.21	75.11	0.00
ADJUSTMENT REFUNDS		438.41-	519.61-					
2018	5,000.12	.00	0.00	0.00	0.00	5,000.12		0.00
ADJUSTMENT REFUNDS		436.16-	2,626.11-					
2017	0.00	.00	0.00	0.00	0.00	0.00		0.00
2001	578.64	00	0.00	0.00	0.00	578.64		0.00
****	88,226.78	.00	109,924.70	18,181.27	155,985.91	42,165.57		0.00
ADJUSTMENT REFUNDS		3,428.96-	44,660.83-					



03/03/2023 10:28:3  
TC168

4226413

TAX COLLECTION SYSTEM  
TAX COLLECTOR MONTHLY REPORT  
FROM 02/01/2023 TO 02/28/2023

INCLUDES AG ROLLBACK

JURISDICTION: 0022 CITY OF EDINBURG

	CERT TAXABLE VALUE	ADJUSTMENTS	ADJ TAX VALUE	TAX RATE	TAX LEVY	PAID ACCTS
CURRENT YEAR	6,063,760,149	149,648,482	6,213,408,631	0.640000	39,015,607.12	29,736

YEAR	TAXES DUE	MONTH ADJ	ADJUSTMENT YTD	LEVY PAID	PAID YTD	BALANCE	COLL %	YTD UNCOLL
2022	38,127,169.45	166,197.07-	888,437.67	3,132,033.28	35,832,529.79	3,183,077.33	91.84	0.00
	ADJUSTMENT REFUNDS	118,841.07-	132,017.56-					
2021	815,173.03	1,619.26-	9,607.70-	38,688.41	293,699.18	511,866.15	36.46	1,055.74-
	ADJUSTMENT REFUNDS	1,478.14-	33,860.36-					
2020	336,788.74	1,076.25-	33,615.32	20,506.54	98,911.56	271,492.50	26.70	0.00
	ADJUSTMENT REFUNDS	1,076.25-	7,654.45-					
2019	266,433.53	7,915.04-	31,876.44	13,210.85	74,555.12	223,754.85	24.99	7,476.63-
	ADJUSTMENT REFUNDS	438.41-	519.61-					
2018	204,536.35	436.16-	2,626.41-	1,984.29	9,756.23	192,153.71	4.83	0.00
	ADJUSTMENT REFUNDS	436.16-	2,626.41-					
2017	127,076.74	.00	0.00	1,036.69	5,346.35	121,730.39	4.21	0.00
2016	110,525.00	.00	0.00	653.87	3,410.34	107,114.66	3.09	0.00
2015	101,159.24	.00	0.00	684.06	3,159.62	97,999.62	3.12	0.00
2014	80,975.45	.00	0.00	577.13	2,673.92	78,301.53	3.30	0.00
2013	73,906.22	.00	0.00	651.43	2,110.88	71,795.34	2.86	0.00
2012	72,707.84	.00	0.00	1,009.06	1,529.22	71,178.62	2.10	0.00
2011	70,361.79	.00	0.00	538.79	1,425.83	68,935.96	2.03	0.00
2010	69,236.04	.00	0.00	502.55	1,389.46	67,846.58	2.01	0.00
2009	57,834.02	.00	0.00	508.47	1,325.61	56,508.41	2.29	0.00
2008	49,443.10	.00	0.00	225.57	1,014.52	48,428.58	2.05	0.00
2007	48,838.57	.00	0.00	230.23	345.73	48,492.84	.71	0.00
2006	40,942.70	.00	0.00	377.98	790.22	40,152.48	1.93	0.00
2005	34,994.98	.00	0.00	224.15	376.47	34,618.51	1.08	0.00
2004	32,628.48	.00	0.00	180.33	241.84	32,446.64	.74	0.00
2003	24,920.41	.00	0.00	45.63	123.33	24,797.08	.49	0.00
2002	24,661.00	.00	0.00	243.59	271.92	24,389.08	1.10	0.00
2001	93,248.92	.00	0.00	1,111.98	1,750.56	91,498.36	1.88	0.00
****	40,863,621.60	177,243.78-	941,695.32	3,215,224.88	36,336,737.70	5,468,579.22		8,532.37-
	ADJUSTMENT REFUNDS	122,270.03-	176,678.39-					

03/02/2023 17:39:18 4225947  
 TC298-D SELECTION: SYSTEM  
 RECEIPT DATE: ALL  
 LOCATION: LOCATION NAME NOT FOUND

TAX COLLECTION SYSTEM  
 DEPOSIT DISTRIBUTION  
 FROM: 10/01/2022 THRU 02/28/2023  
 JURISDICTION: 0022 CITY OF EDINBURG

EXCLUDES AG ROLLBACK

YEAR	FUND	TAX RATE	LEVY PAID	DISCOUNT GIVEN	PENALTY INTEREST	TIF AMOUNT	DISBURSE TOTAL	ATTORNEY	OTHER FEES	REFUND AMOUNT	PAYMENT AMOUNT
2022	M & O	.504200	28,229,314.40	.00	101,246.61	.00	28,330,561.01	.00	.00	.00	28,330,561.01
	I & S	.135800	7,603,215.39	.00	27,269.58	.00	7,630,484.97	.00	.00	.00	7,630,484.97
	TOTAL	.640000	35,832,529.79	.00	128,516.19	.00	35,961,045.98	.00	.00	.00	35,961,045.98
2021	M & O	.544700	198,731.83	.00	37,907.43	.00	236,639.26	46,880.91	.00	.00	283,520.17
	I & S	.135300	49,364.59	.00	9,416.06	.00	58,780.65	.00	.00	.00	58,780.65
	TOTAL	.680000	248,096.42	.00	47,323.49	.00	295,419.91	46,880.91	.00	.00	342,300.82
2020	M & O	.582600	36,755.72	.00	14,385.40	.00	51,141.12	9,515.56	.00	.00	60,656.68
	I & S	.097400	6,144.87	.00	2,405.07	.00	8,549.94	.00	.00	.00	8,549.94
	TOTAL	.680000	42,900.59	.00	16,790.47	.00	59,691.06	9,515.56	.00	.00	69,206.62
2019	M & O	.557000	16,532.24	.00	7,213.71	.00	23,745.95	3,832.88	.00	.00	27,578.83
	I & S	.123000	3,650.70	.00	1,592.94	.00	5,243.64	.00	.00	.00	5,243.64
	TOTAL	.680000	20,182.94	.00	8,806.65	.00	28,989.59	3,832.88	.00	.00	32,822.47
2018	M & O	.544700	8,368.88	.00	5,664.42	.00	14,033.30	2,496.74	.00	.00	16,530.04
	I & S	.090300	1,387.35	.00	939.02	.00	2,326.37	.00	.00	.00	2,326.37
	TOTAL	.635000	9,756.23	.00	6,603.44	.00	16,359.67	2,496.74	.00	.00	18,856.41
2017	M & O	.558400	4,701.46	.00	2,881.44	.00	7,582.90	1,080.86	.00	.00	8,663.76
	I & S	.076600	644.89	.00	395.29	.00	1,040.18	.00	.00	.00	1,040.18
	TOTAL	.635000	5,346.35	.00	3,276.73	.00	8,623.08	1,080.86	.00	.00	9,703.94
2016	M & O	.534000	2,867.92	.00	1,938.41	.00	4,806.33	653.97	.00	.00	5,460.30
	I & S	.101000	542.42	.00	366.63	.00	909.05	.00	.00	.00	909.05
	TOTAL	.635000	3,410.34	.00	2,305.04	.00	5,715.38	653.97	.00	.00	6,369.35
2015	M & O	.539900	2,686.44	.00	2,243.11	.00	4,929.55	729.79	.00	.00	5,659.34
	I & S	.095100	473.18	.00	395.12	.00	868.30	.00	.00	.00	868.30
	TOTAL	.635000	3,159.62	.00	2,638.23	.00	5,797.85	729.79	.00	.00	6,527.64
2014	M & O	.523700	2,205.24	.00	1,924.67	.00	4,129.91	554.60	.00	.00	4,684.51
	I & S	.111300	468.68	.00	409.05	.00	877.73	.00	.00	.00	877.73
	TOTAL	.635000	2,673.92	.00	2,333.72	.00	5,007.64	554.60	.00	.00	5,562.24
2013	M & O	.521400	1,733.27	.00	1,569.51	.00	3,302.78	263.82	.00	.00	3,566.60
	I & S	.113600	377.61	.00	341.94	.00	719.55	.00	.00	.00	719.55
	TOTAL	.635000	2,110.88	.00	1,911.45	.00	4,022.33	263.82	.00	.00	4,286.15
2012	M & O	.521040	1,254.77	.00	1,421.54	.00	2,676.31	185.74	.00	.00	2,862.05
	I & S	.113960	274.45	.00	310.91	.00	585.36	.00	.00	.00	585.36
	TOTAL	.635000	1,529.22	.00	1,732.45	.00	3,261.67	185.74	.00	.00	3,447.41
2011	M & O	.520500	1,168.73	.00	1,267.25	.00	2,435.98	265.57	.00	.00	2,701.55
	I & S	.114500	257.10	.00	278.73	.00	535.83	.00	.00	.00	535.83
	TOTAL	.635000	1,425.83	.00	1,545.98	.00	2,971.81	265.57	.00	.00	3,237.38

03/02/2023 17:39:18 4225947  
 TC298-D SELECTION: SYSTEM  
 RECEIPT DATE: ALL  
 LOCATION: LOCATION NAME NOT FOUND

TAX COLLECTION SYSTEM  
 DEPOSIT DISTRIBUTION  
 FROM: 10/01/2022 THRU 02/28/2023  
 JURISDICTION: 0022 CITY OF EDINBURG

EXCLUDES AG ROLLBACK

YEAR	FUND	TAX RATE	LEVY PAID	DISCOUNT GIVEN	PENALTY INTEREST	TIF AMOUNT	DISBURSE TOTAL	ATTORNEY	OTHER FEES	REFUND AMOUNT	PAYMENT AMOUNT
2010	M & O	.520040	1,137.90	.00	1,403.89	.00	2,541.79	149.91	.00	.00	2,691.70
	I & S	.114960	251.56	.00	310.35	.00	561.91	.00	.00	.00	561.91
	TOTAL	.635000	1,389.46	.00	1,714.24	.00	3,103.70	149.91	.00	.00	3,253.61
2009	M & O	.521900	1,089.51	.00	1,443.05	.00	2,532.56	226.69	.00	.00	2,759.25
	I & S	.113100	236.10	.00	312.75	.00	548.85	.00	.00	.00	548.85
	TOTAL	.635000	1,325.61	.00	1,755.80	.00	3,081.41	226.69	.00	.00	3,308.10
2008	M & O	.524210	837.52	.00	1,369.25	.00	2,206.77	371.26	.00	.00	2,578.03
	I & S	.110790	177.00	.00	289.38	.00	466.38	.00	.00	.00	466.38
	TOTAL	.635000	1,014.52	.00	1,658.63	.00	2,673.15	371.26	.00	.00	3,044.41
2007	M & O	.523260	284.88	.00	538.47	.00	823.35	147.80	.00	.00	971.15
	I & S	.111740	60.85	.00	114.98	.00	175.83	.00	.00	.00	175.83
	TOTAL	.635000	345.73	.00	653.45	.00	999.18	147.80	.00	.00	1,146.98
2006	M & O	.528740	658.00	.00	1,324.22	.00	1,982.22	245.84	.00	.00	2,228.06
	I & S	.106260	132.22	.00	266.14	.00	398.36	.00	.00	.00	398.36
	TOTAL	.635000	790.22	.00	1,590.36	.00	2,380.58	245.84	.00	.00	2,626.42
2005	M & O	.520850	308.78	.00	650.84	.00	959.62	76.26	.00	.00	1,035.88
	I & S	.114150	67.69	.00	142.63	.00	210.32	.00	.00	.00	210.32
	TOTAL	.635000	376.47	.00	793.47	.00	1,169.94	76.26	.00	.00	1,246.20
2004	M & O	.521690	198.69	.00	453.99	.00	652.68	111.85	.00	.00	764.53
	I & S	.113310	43.15	.00	98.60	.00	141.75	.00	.00	.00	141.75
	TOTAL	.635000	241.84	.00	552.59	.00	794.43	111.85	.00	.00	906.28
2003	M & O	.520050	101.01	.00	215.69	.00	316.70	47.06	.00	.00	363.76
	I & S	.114950	22.32	.00	47.68	.00	70.00	.00	.00	.00	70.00
	TOTAL	.635000	123.33	.00	263.37	.00	386.70	47.06	.00	.00	433.76
2002	M & O	.481290	206.10	.00	520.68	.00	726.78	27.92	.00	.00	754.70
	I & S	.153710	65.80	.00	166.28	.00	232.10	.00	.00	.00	232.10
	TOTAL	.635000	271.90	.00	686.96	.00	958.88	27.92	.00	.00	986.80
2001	M & O	.476550	170.48	.00	451.75	.00	622.23	8.11	.00	.00	630.34
	I & S	.158450	56.67	.00	150.20	.00	206.87	.00	.00	.00	206.87
	TOTAL	.635000	227.15	.00	601.95	.00	829.10	8.11	.00	.00	837.21
2000	M & O	.480380	479.43	.00	1,223.73	.00	1,703.16	51.63	.00	.00	1,754.79
	I & S	.154620	154.31	.00	393.87	.00	548.18	.00	.00	.00	548.18
	TOTAL	.635000	633.74	.00	1,617.60	.00	2,251.34	51.63	.00	.00	2,302.97
1999	M & O	.518950	308.58	.00	839.84	.00	1,148.42	8.65	.00	.00	1,157.07
	I & S	.116050	68.99	.00	187.79	.00	256.78	.00	.00	.00	256.78
	TOTAL	.635000	377.57	.00	1,027.63	.00	1,405.20	8.65	.00	.00	1,413.85

03/02/2023 17:39:18 4225947  
 TC298-1 SELECTION: SYSTEM  
 RECEIPT DATE: ALL  
 LOCATION: LOCATION NAME NOT FOUND

TAX COLLECTION SYSTEM  
 DEPOSIT DISTRIBUTION  
 FROM: 10/01/2022 THRU 02/28/2023  
 JURISDICTION: 0022 CITY OF EDINBURG

EXCLUDES AG ROLLEBACK

YEAR	FUND	TAX RATE	LEVY PAID	DISCOUNT GIVEN	PENALTY INTEREST	TIF AMOUNT	DISBURSE TOTAL	ATTORNEY	OTHER FEES	REFUND AMOUNT	PAYMENT AMOUNT
1998	M & O	.520030	166.50	.00	501.16	.00	667.66	.00	.00	.00	667.66
	I & S	.114970	36.81	.00	110.80	.00	147.61	.00	.00	.00	147.61
	TOTAL	.635000	203.31	.00	611.96	.00	815.27	.00	.00	.00	815.27
1997	M & O	.536560	164.21	.00	513.98	.00	678.19	.00	.00	.00	678.19
	I & S	.098440	30.13	.00	94.30	.00	124.43	.00	.00	.00	124.43
	TOTAL	.635000	194.34	.00	608.28	.00	802.62	.00	.00	.00	802.62
1996	M & O	.515250	47.24	.00	113.39	.00	160.63	19.13	.00	.00	179.76
	I & S	.119750	10.99	.00	26.36	.00	37.35	.00	.00	.00	37.35
	TOTAL	.635000	58.23	.00	139.75	.00	197.98	19.13	.00	.00	217.11
1995	M & O	.508930	37.97	.00	95.45	.00	133.42	16.42	.00	.00	149.84
	I & S	.126070	9.41	.00	23.64	.00	33.05	.00	.00	.00	33.05
	TOTAL	.635000	47.38	.00	119.09	.00	166.47	16.42	.00	.00	182.89
1981	M & O	.510000	6.94	.00	32.29	.00	39.23	.00	.00	.00	39.23
	I & S	.140000	1.90	.00	8.87	.00	10.77	.00	.00	.00	10.77
	TOTAL	.650000	8.84	.00	41.16	.00	50.00	.00	.00	.00	50.00
ALL	M & O		28,512,524.64	.00	191,355.17	.00	28,703,879.81	67,968.97	.00	.00	28,771,848.78
ALL	I & S		7,668,227.15	.00	46,864.96	.00	7,715,092.11	.00	.00	.00	7,715,092.11
ALL	TOTAL		36,180,751.79	.00	238,220.13	.00	36,418,971.92	67,968.97	.00	.00	36,486,940.89
DLQ	M & O		283,210.24	.00	90,108.56	.00	373,318.80	67,968.97	.00	.00	441,287.77
DLQ	I & S		65,011.76	.00	19,595.38	.00	84,607.14	.00	.00	.00	84,607.14
DLQ	TOTAL		348,222.00	.00	109,703.94	.00	457,925.94	67,968.97	.00	.00	525,894.91
CURR	M & O		28,229,314.40	.00	101,246.61	.00	28,330,561.01	.00	.00	.00	28,330,561.01
CURR	I & S		7,603,215.39	.00	27,259.58	.00	7,630,484.97	.00	.00	.00	7,630,484.97
CURR	TOTAL		35,832,529.79	.00	128,506.19	.00	35,961,045.98	.00	.00	.00	35,961,045.98

03/02/2023 17:07:09 4225946  
 TC298-D SELECTION: SYSTEM  
 RECEIPT DATE: ALL  
 LOCATION: LOCATION NAME NOT FOUND

TAX COLLECTION SYSTEM  
 DEPOSIT DISTRIBUTION  
 FROM: 10/01/2022 THRU 02/28/2023  
 JURISDICTION: 0022 CITY OF EDINBURG

AG ROLLBACK ONLY

YEAR	FUND	TAX RATE	LEVY PAID	DISCOUNT GIVEN	PENALTY INTEREST	TIF AMOUNT	DISBURSE TOTAL	ATTORNEY	OTHER FEES	REFUND AMOUNT	PAYMENT AMOUNT
2021	M & O	.544700	36,529.16	.00	.00	.00	36,529.16	.00	.00	.00	36,529.16
	I & S	.135300	9,073.60	.00	.00	.00	9,073.60	.00	.00	.00	9,073.60
	TOTAL	.680000	45,602.76	.00	.00	.00	45,602.76	.00	.00	.00	45,602.76
2020	M & O	.582600	47,988.23	.00	.00	.00	47,988.23	.00	.00	.00	47,988.23
	I & S	.097400	8,022.74	.00	.00	.00	8,022.74	.00	.00	.00	8,022.74
	TOTAL	.680000	56,010.97	.00	.00	.00	56,010.97	.00	.00	.00	56,010.97
2019	M & O	.557000	44,537.21	.00	.00	.00	44,537.21	.00	.00	.00	44,537.21
	I & S	.123000	9,834.97	.00	.00	.00	9,834.97	.00	.00	.00	9,834.97
	TOTAL	.680000	54,372.18	.00	.00	.00	54,372.18	.00	.00	.00	54,372.18
ALL	M & O		129,054.60	.00	.00	.00	129,054.60	.00	.00	.00	129,054.60
ALL	I & S		26,931.31	.00	.00	.00	26,931.31	.00	.00	.00	26,931.31
ALL	TOTAL		155,985.91	.00	.00	.00	155,985.91	.00	.00	.00	155,985.91
DLQ	M & O		129,054.60	.00	.00	.00	129,054.60	.00	.00	.00	129,054.60
DLQ	I & S		26,931.31	.00	.00	.00	26,931.31	.00	.00	.00	26,931.31
DLQ	TOTAL		155,985.91	.00	.00	.00	155,985.91	.00	.00	.00	155,985.91
CURR	M & O		.00	.00	.00	.00	.00	.00	.00	.00	.00
CURR	I & S		.00	.00	.00	.00	.00	.00	.00	.00	.00
CURR	TOTAL		.00	.00	.00	.00	.00	.00	.00	.00	.00

03/02/2023 17:39:22 4225945  
 TC298-D SELECTION: SYSTEM  
 RECEIPT DATE: ALL  
 LOCATION: LOCATION NAME NOT FOUND

TAX COLLECTION SYSTEM  
 DEPOSIT DISTRIBUTION  
 FROM: 10/01/2022 THRU 02/28/2023  
 JURISDICTION: 0022 CITY OF EDINBURG

INCLUDES AG ROLLBACK

YEAR	FUND	TAX RATE	LEVY PAID	DISCOUNT GIVEN	PENALTY INTEREST	TIF AMOUNT	DISBURSE TOTAL	ATTORNEY	OTHER FEES	REFUND AMOUNT	PAYMENT AMOUNT
2022	M & O	.504200	28,229,314.40	.00	101,246.61	.00	28,330,561.01	.00	.00	.00	28,330,561.01
	I & S	.135800	7,603,215.39	.00	27,269.58	.00	7,630,484.97	.00	.00	.00	7,630,484.97
	TOTAL	.640000	35,832,529.79	.00	128,516.19	.00	35,961,045.98	.00	.00	.00	35,961,045.98
2021	M & O	.544700	235,260.99	.00	37,907.43	.00	273,168.42	46,880.91	.00	.00	320,049.33
	I & S	.135300	58,438.19	.00	9,416.06	.00	67,854.25	.00	.00	.00	67,854.25
	TOTAL	.680000	293,699.18	.00	47,323.49	.00	341,022.67	46,880.91	.00	.00	387,903.58
2020	M & O	.582600	84,743.95	.00	14,385.40	.00	99,129.35	9,515.56	.00	.00	108,644.91
	I & S	.097400	14,167.61	.00	2,405.07	.00	16,572.68	.00	.00	.00	16,572.68
	TOTAL	.680000	98,911.56	.00	16,790.47	.00	115,702.03	9,515.56	.00	.00	125,217.59
2019	M & O	.557000	61,069.45	.00	7,213.71	.00	68,283.16	3,832.88	.00	.00	72,116.04
	I & S	.123000	13,485.67	.00	1,592.94	.00	15,078.61	.00	.00	.00	15,078.61
	TOTAL	.680000	74,555.12	.00	8,806.65	.00	83,361.77	3,832.88	.00	.00	87,194.65
2018	M & O	.544700	8,368.88	.00	5,664.42	.00	14,033.30	2,496.74	.00	.00	16,530.04
	I & S	.090300	1,387.35	.00	939.02	.00	2,326.37	.00	.00	.00	2,326.37
	TOTAL	.635000	9,756.23	.00	6,603.44	.00	16,359.67	2,496.74	.00	.00	18,856.41
2017	M & O	.558400	4,701.46	.00	2,881.44	.00	7,582.90	1,080.86	.00	.00	8,663.76
	I & S	.076600	644.89	.00	395.29	.00	1,040.18	.00	.00	.00	1,040.18
	TOTAL	.635000	5,346.35	.00	3,276.73	.00	8,623.08	1,080.86	.00	.00	9,703.94
2016	M & O	.534000	2,867.92	.00	1,938.41	.00	4,806.33	653.97	.00	.00	5,460.30
	I & S	.101000	542.42	.00	366.63	.00	909.05	.00	.00	.00	909.05
	TOTAL	.635000	3,410.34	.00	2,305.04	.00	5,715.38	653.97	.00	.00	6,369.35
2015	M & O	.539900	2,686.44	.00	2,243.11	.00	4,929.55	729.79	.00	.00	5,659.34
	I & S	.095100	473.18	.00	395.12	.00	868.30	.00	.00	.00	868.30
	TOTAL	.635000	3,159.62	.00	2,638.23	.00	5,797.85	729.79	.00	.00	6,527.64
2014	M & O	.523700	2,205.24	.00	1,924.67	.00	4,129.91	554.60	.00	.00	4,684.51
	I & S	.111300	468.68	.00	409.05	.00	877.73	.00	.00	.00	877.73
	TOTAL	.635000	2,673.92	.00	2,333.72	.00	5,007.64	554.60	.00	.00	5,562.24
2013	M & O	.521400	1,733.27	.00	1,569.51	.00	3,302.78	263.82	.00	.00	3,566.60
	I & S	.113600	377.61	.00	341.94	.00	719.55	.00	.00	.00	719.55
	TOTAL	.635000	2,110.88	.00	1,911.45	.00	4,022.33	263.82	.00	.00	4,286.15
2012	M & O	.521040	1,254.77	.00	1,421.54	.00	2,676.31	185.74	.00	.00	2,862.05
	I & S	.113960	274.45	.00	310.91	.00	585.36	.00	.00	.00	585.36
	TOTAL	.635000	1,529.22	.00	1,732.45	.00	3,261.67	185.74	.00	.00	3,447.41
2011	M & O	.520500	1,168.73	.00	1,267.25	.00	2,435.98	265.57	.00	.00	2,701.55
	I & S	.114500	257.10	.00	278.73	.00	535.83	.00	.00	.00	535.83
	TOTAL	.635000	1,425.83	.00	1,545.98	.00	2,971.81	265.57	.00	.00	3,237.38

03/02/2023 17:39:22 4225945  
 TC298-D SELECTION: SYSTEM  
 RECEIPT DATE: ALL  
 LOCATION: LOCATION NAME NOT FOUND

TAX COLLECTION SYSTEM  
 DEPOSIT DISTRIBUTION  
 FROM: 10/01/2022 THRU 02/28/2023  
 JURISDICTION: 0022 CITY OF EDINBURG

INCLUDES AG ROLLBACK

YEAR	FUND	TAX RATE	LEVY PAID	DISCOUNT GIVEN	PENALTY INTEREST	TIF AMOUNT	DISBURSE TOTAL	ATTORNEY	OTHER FEES	REFUND AMOUNT	PAYMENT AMOUNT
2010	M & O	.520040	1,137.90	.00	1,403.89	.00	2,541.79	149.91	.00	.00	2,691.70
	I & S	.114960	251.56	.00	310.35	.00	561.91	.00	.00	.00	561.91
	TOTAL	.635000	1,389.46	.00	1,714.24	.00	3,103.70	149.91	.00	.00	3,253.61
2009	M & O	.521900	1,089.51	.00	1,443.05	.00	2,532.56	226.69	.00	.00	2,759.25
	I & S	.111100	236.10	.00	312.75	.00	548.85	.00	.00	.00	548.85
	TOTAL	.635000	1,325.61	.00	1,755.80	.00	3,081.41	226.69	.00	.00	3,308.10
2008	M & O	.524210	837.52	.00	1,369.25	.00	2,206.77	371.26	.00	.00	2,578.03
	I & S	.110790	177.09	.00	289.38	.00	466.38	.00	.00	.00	466.38
	TOTAL	.635000	1,014.52	.00	1,658.63	.00	2,673.15	371.26	.00	.00	3,044.41
2007	M & O	.523260	284.88	.00	538.47	.00	823.35	147.80	.00	.00	971.15
	I & S	.111740	60.85	.00	114.98	.00	175.83	.00	.00	.00	175.83
	TOTAL	.635000	345.73	.00	653.45	.00	999.18	147.80	.00	.00	1,146.98
2006	M & O	.528740	658.00	.00	1,324.22	.00	1,982.22	245.84	.00	.00	2,228.06
	I & S	.106260	132.22	.00	266.14	.00	398.36	.00	.00	.00	398.36
	TOTAL	.635000	790.22	.00	1,590.36	.00	2,380.58	245.84	.00	.00	2,626.42
2005	M & O	.520850	308.78	.00	650.84	.00	959.62	76.26	.00	.00	1,035.88
	I & S	.114150	67.69	.00	142.63	.00	210.32	.00	.00	.00	210.32
	TOTAL	.635000	376.47	.00	793.47	.00	1,169.94	76.26	.00	.00	1,246.20
2004	M & O	.521690	198.69	.00	453.99	.00	652.68	111.85	.00	.00	764.53
	I & S	.113310	43.15	.00	98.60	.00	141.75	.00	.00	.00	141.75
	TOTAL	.635000	241.84	.00	552.59	.00	794.43	111.85	.00	.00	906.28
2003	M & O	.520050	101.01	.00	215.69	.00	316.70	47.06	.00	.00	363.76
	I & S	.114950	22.32	.00	47.68	.00	70.00	.00	.00	.00	70.00
	TOTAL	.635000	123.33	.00	263.37	.00	386.70	47.06	.00	.00	433.76
2002	M & O	.481290	206.10	.00	520.68	.00	726.78	27.92	.00	.00	754.70
	I & S	.153710	65.82	.00	166.28	.00	232.10	.00	.00	.00	232.10
	TOTAL	.635000	271.92	.00	686.96	.00	958.88	27.92	.00	.00	986.80
2001	M & O	.476550	170.48	.00	451.75	.00	622.23	8.11	.00	.00	630.34
	I & S	.158450	56.67	.00	150.20	.00	206.87	.00	.00	.00	206.87
	TOTAL	.635000	227.15	.00	601.95	.00	829.10	8.11	.00	.00	837.21
2000	M & O	.480380	479.43	.00	1,223.73	.00	1,703.16	51.63	.00	.00	1,754.79
	I & S	.154620	154.31	.00	393.87	.00	548.18	.00	.00	.00	548.18
	TOTAL	.635000	633.74	.00	1,617.60	.00	2,251.34	51.63	.00	.00	2,302.97
1999	M & O	.518950	308.58	.00	839.84	.00	1,148.42	8.65	.00	.00	1,157.07
	I & S	.116050	68.99	.00	187.79	.00	256.78	.00	.00	.00	256.78
	TOTAL	.635000	377.57	.00	1,027.63	.00	1,405.20	8.65	.00	.00	1,413.85

03/02/2023 17:39:22 4225945  
 TC298-D SELECTION: SYSTEM  
 RECEIPT DATE: ALL  
 LOCATION: LOCATION NAME NOT FOUND

TAX COLLECTION SYSTEM  
 DEPOSIT DISTRIBUTION  
 FROM: 10/01/2022 THRU 02/28/2023  
 JURISDICTION: 0022 CITY OF EDINBURG

INCLUDES AG ROLLBACK

YEAR	FUND	TAX RATE	LEVY PAID	DISCOUNT GIVEN	PENALTY INTEREST	TIF AMOUNT	DISBURSE TOTAL	ATTORNEY	OTHER FEES	REFUND AMOUNT	PAYMENT AMOUNT
1998	M & O	.520030	166.50	.00	501.16	.00	667.66	.00	.00	.00	667.66
	I & S	.114970	36.81	.00	110.80	.00	147.61	.00	.00	.00	147.61
	TOTAL	.635000	203.31	.00	611.96	.00	815.27	.00	.00	.00	815.27
1997	M & O	.536560	164.21	.00	513.98	.00	678.19	.00	.00	.00	678.19
	I & S	.098440	30.13	.00	94.30	.00	124.43	.00	.00	.00	124.43
	TOTAL	.635000	194.34	.00	608.28	.00	802.62	.00	.00	.00	802.62
1996	M & O	.515250	47.24	.00	113.39	.00	160.63	19.13	.00	.00	179.76
	I & S	.119750	10.99	.00	26.36	.00	37.35	.00	.00	.00	37.35
	TOTAL	.635000	58.23	.00	139.75	.00	197.98	19.13	.00	.00	217.11
1995	M & O	.508930	37.97	.00	95.45	.00	133.42	16.42	.00	.00	149.84
	I & S	.126070	9.41	.00	23.64	.00	33.05	.00	.00	.00	33.05
	TOTAL	.635000	47.38	.00	119.09	.00	166.47	16.42	.00	.00	182.89
1981	M & O	.510000	6.94	.00	32.29	.00	39.23	.00	.00	.00	39.23
	I & S	.140000	1.90	.00	8.87	.00	10.77	.00	.00	.00	10.77
	TOTAL	.650000	8.84	.00	41.16	.00	50.00	.00	.00	.00	50.00
ALL	M & O		28,641,579.24	.00	191,355.17	.00	28,832,934.41	67,968.97	.00	.00	28,900,903.38
ALL	I & S		7,695,158.46	.00	46,864.96	.00	7,742,023.42	.00	.00	.00	7,742,023.42
ALL	TOTAL		36,336,737.70	.00	238,220.13	.00	36,574,957.83	67,968.97	.00	.00	36,642,926.80
DLQ	M & O		412,264.84	.00	90,108.56	.00	502,373.40	67,968.97	.00	.00	570,342.37
DLQ	I & S		91,943.07	.00	19,595.38	.00	111,538.45	.00	.00	.00	111,538.45
DLQ	TOTAL		504,207.91	.00	109,703.94	.00	613,911.85	67,968.97	.00	.00	681,880.82
CURR	M & O		28,229,314.40	.00	101,246.61	.00	28,330,561.01	.00	.00	.00	28,330,561.01
CURR	I & S		7,603,215.39	.00	27,269.58	.00	7,630,484.97	.00	.00	.00	7,630,484.97
CURR	TOTAL		35,832,529.79	.00	128,516.19	.00	35,961,045.98	.00	.00	.00	35,961,045.98



03/02/2023 18:18:1 4225947  
TC168

TAX COLLECTION SYSTEM  
TAX COLLECTOR MONTHLY REPORT  
FROM 10/01/2022 TO 02/28/2023

EXCLUDES AG ROLLBACK

FISCAL START: 10/01/2022 END: 09/30/2023 JURISDICTION: 0022 CITY OF EDINBURG

	CERT TAXABLE VALUE	ADJUSTMENTS	ADJ TAX VALUE	TAX RATE	TAX LEVY	PAID ACCTS
CURRENT YEAR	6,063,760,149	149,648,482	6,213,408,631	00.640000	39,015,607.12	29,736
<hr/>						
YEAR	TAXES DUE	MONTH ADJ	ADJUSTMENT YTD	LEVY PAID	PAID YTD	BALANCE COLL % YTD UNCOLL
2022	38,127,169.45	888,437.67	888,437.67	35,832,529.79	35,832,529.79	3,193,077.33 91.84 0.00
2021	794,535.75	38,156.17	38,156.17	248,096.42	248,096.42	508,283.16 32.80 1,055.74
2020	307,299.71	7,888.23	7,888.23	42,900.59	42,900.59	256,510.89 14.33 0.00
2019	233,911.82	7,996.24	7,996.24	20,182.94	20,182.94	205,732.64 8.93 7,476.63
2018	199,536.23	2,626.41	2,626.41	9,756.23	9,756.23	187,153.59 4.95 0.00
2017	127,076.74	.00	0.00	5,346.35	5,346.35	121,730.39 4.21 0.00
2016	110,525.00	.00	0.00	3,410.34	3,410.34	107,114.66 3.09 0.00
2015	101,159.24	.00	0.00	3,159.62	3,159.62	97,999.62 3.12 0.00
2014	80,975.45	.00	0.00	2,673.92	2,673.92	78,301.53 3.30 0.00
2013	73,906.22	.00	0.00	2,110.88	2,110.88	71,795.34 2.86 0.00
2012	72,707.84	.00	0.00	1,529.22	1,529.22	71,178.62 2.10 0.00
2011	70,361.79	.00	0.00	1,425.83	1,425.83	68,935.96 2.03 0.00
2010	69,236.04	.00	0.00	1,389.46	1,389.46	67,846.58 2.01 0.00
2009	57,834.02	.00	0.00	1,325.61	1,325.61	56,508.41 2.29 0.00
2008	49,443.10	.00	0.00	1,014.52	1,014.52	48,428.58 2.05 0.00
2007	48,838.57	.00	0.00	345.73	345.73	48,492.84 .71 0.00
2006	40,942.70	.00	0.00	790.22	790.22	40,152.48 1.93 0.00
2005	34,994.98	.00	0.00	376.47	376.47	34,618.51 1.08 0.00
2004	32,688.48	.00	0.00	241.84	241.84	32,446.64 .74 0.00
2003	24,920.41	.00	0.00	123.33	123.33	24,797.08 .49 0.00
2002	24,651.00	.00	0.00	271.92	271.92	24,389.08 1.10 0.00
2001	92,670.28	.00	0.00	1,750.56	1,750.56	90,919.72 1.89 0.00
****	40,775,394.82	831,770.62	831,770.62	36,180,751.79	36,180,751.79	5,426,413.65 8,532.37
CURR	38,127,169.45	888,437.67	888,437.67	35,832,529.79	35,832,529.79	3,193,077.33 0.00
DELQ	2,648,225.37	56,667.05	56,667.05	348,222.00	348,222.00	2,243,336.32 8,532.37

03/02/2023 17:18:3 4225946  
TC168

TAX COLLECTION SYSTEM  
TAX COLLECTOR MONTHLY REPORT  
FROM 10/01/2022 TO 02/28/2023

AG ROLLBACK ONLY

FISCAL START: 10/01/2022 END: 09/30/2023 JURISDICTION: 0022 CITY OF EDINBURG

	CERT TAXABLE VALUE	ADJUSTMENTS	ADJ TAX VALUE	TAX RATE	TAX LEVY	PAID ACCTS
	-----	-----	-----	-----	-----	-----
CURRENT YEAR	0	0	0 0	00.000000	0.00	0
	-----	-----	-----	-----	-----	-----

YEAR	TAXES DUE	MONTH ADJ	ADJUSTMENT YTD	LEVY PAID	PAID YTD	BALANCE	COLL %	YTD UNCOLL
	-----	-----	-----	-----	-----	-----	-----	-----
2021	20,637.28	28,548.47	28,548.47	45,602.76	45,602.76	3,582.99	92.72	0.00
2020	29,489.03	41,503.55	41,503.55	56,010.97	56,010.97	14,981.61	78.90	0.00
2019	32,521.71	39,872.68	39,872.68	54,372.18	54,372.18	18,022.21	75.11	0.00
2018	5,000.12	.00	0.00	0.00	0.00	5,000.12		0.00
2017	0.00	.00	0.00	0.00	0.00	0.00		0.00
2001	578.64	.00	0.00	0.00	0.00	578.64		0.00
****	88,226.78	109,924.70	109,924.70	155,985.91	155,985.91	42,165.57		0.00
CURR	0.00	.00	0.00	0.00	0.00	0.00		0.00
DELQ	88,226.78	109,924.70	109,924.70	155,985.91	155,985.91	42,165.57		0.00

03/02/2023 18:18:4  
TC168

4225945

TAX COLLECTION SYSTEM  
TAX COLLECTOR MONTHLY REPORT  
FROM 10/01/2022 TO 02/28/2023

INCLUDES AG ROLLBACK

FISCAL START: 10/01/2022 END: 09/30/2023 JURISDICTION: 0022 CITY OF EDINBURG

	CERT TAXABLE VALUE		ADJUSTMENTS		ADJ TAX VALUE		TAX RATE		TAX LEVY		PAID ACCTS
CURRENT YEAR	6,063,760,149		149,648,482		6,213,408,631		00.640000		39,015,607.12		29,736
<hr/>											
<hr/>											
YEAR	TAXES DUE	MONTH ADJ	ADJUSTMENT YTD		LEVY PAID		PAID YTD		BALANCE	COLL %	YTD UNCOLL
<hr/>											
2022	38,127,169.45	888,437.67	888,437.67		35,832,529.79		35,832,529.79		3,183,077.33	91.84	0.00
2021	815,173.03	9,607.70	9,607.70		293,699.18		293,699.18		511,866.15	36.46	1,055.74
2020	336,788.74	33,615.32	33,615.32		98,911.56		98,911.56		271,492.50	26.70	0.00
2019	266,433.53	31,876.44	31,876.44		74,555.12		74,555.12		223,754.85	24.99	7,476.63
2018	204,536.35	2,626.41	2,626.41		9,756.23		9,756.23		192,153.71	4.83	0.00
2017	127,076.74	.00	0.00		5,346.35		5,346.35		121,730.39	4.21	0.00
2016	110,525.00	.00	0.00		3,410.34		3,410.34		107,114.66	3.09	0.00
2015	101,159.24	.00	0.00		3,159.62		3,159.62		97,999.62	3.12	0.00
2014	80,975.45	.00	0.00		2,673.92		2,673.92		78,301.53	3.30	0.00
2013	73,906.22	.00	0.00		2,110.88		2,110.88		71,795.34	2.86	0.00
2012	72,707.84	.00	0.00		1,529.22		1,529.22		71,178.62	2.10	0.00
2011	70,261.79	.00	0.00		1,425.83		1,425.83		68,935.96	2.03	0.00
2010	69,236.04	.00	0.00		1,389.46		1,389.46		67,846.58	2.01	0.00
2009	57,834.02	.00	0.00		1,325.61		1,325.61		56,508.41	2.29	0.00
2008	49,443.10	.00	0.00		1,014.52		1,014.52		48,428.58	2.05	0.00
2007	48,838.57	.00	0.00		345.73		345.73		48,492.84	.71	0.00
2006	40,942.70	.00	0.00		790.22		790.22		40,152.48	1.93	0.00
2005	34,994.98	.00	0.00		376.47		376.47		34,618.51	1.08	0.00
2004	32,688.48	.00	0.00		241.84		241.84		32,446.64	.74	0.00
2003	24,920.41	.00	0.00		123.33		123.33		24,797.08	.49	0.00
2002	24,661.00	.00	0.00		271.92		271.92		24,389.08	1.10	0.00
2001	93,248.92	.00	0.00		1,750.56		1,750.56		91,498.36	1.88	0.00
****	40,863,621.69	941,695.32	941,695.32		36,336,737.70		36,336,737.70		5,468,579.22		8,532.37
CURR	38,127,169.45	888,437.67	888,437.67		35,832,529.79		35,832,529.79		3,183,077.33		0.00
DELQ	2,736,452.15	53,257.65	53,257.65		504,207.91		504,207.91		2,285,501.89		8,532.37

TAX COLLECTION SYSTEM  
 DEPOSIT DISTRIBUTION  
 JURISDICTION SUMMARY

INCLUDES AG ROLLBACK

FROM: 02/01/2023 THRU 02/28/2023

UPDATE MODE

JURISDICTION: ALL

ACCOUNT	YEAR	DEPOSIT	LEVY COLLECTED	RENDITION PENALTY	P & I COLLECTED	RENDITION P & I	RENDITION DISCOUNT	APPRAISAL COMMISSION	DISBURSEMENT AMOUNT
CURR FOR 0020 CITY OF ALAMO			16,824.23	1,119.77	902.26	85.92	0.00	60.28	17,666.21
BY COUNTY 108			16,824.23	1,119.77	902.26	85.92	0.00	60.28	17,666.21
DELQ FOR 0020 CITY OF ALAMO			251.30	22.84	63.33	5.75	0.00	1.43	313.20
BY COUNTY 108			251.30	22.84	63.33	5.75	0.00	1.43	313.20
TOTAL FOR 0020 CITY OF ALAMO			17,075.53	1,142.61	965.59	91.67	0.00	61.71	17,979.41
BY COUNTY 108			17,075.53	1,142.61	965.59	91.67	0.00	61.71	17,979.41
CURR FOR 0021 CITY OF ALTON			1,158.38	135.55	15.25	3.51	0.00	6.95	1,166.68
BY COUNTY 108			1,158.38	135.55	15.25	3.51	0.00	6.95	1,166.68
DELQ FOR 0021 CITY OF ALTON			4.60	0.42	1.66	0.15	0.00	0.03	6.23
BY COUNTY 108			4.60	0.42	1.66	0.15	0.00	0.03	6.23
TOTAL FOR 0021 CITY OF ALTON			1,162.98	135.97	16.91	3.66	0.00	6.98	1,172.91
BY COUNTY 108			1,162.98	135.97	16.91	3.66	0.00	6.98	1,172.91
CURR FOR 0022 CITY OF EDINBURG			7,255.39	197.08	1,911.67	183.30	0.00	19.04	9,148.02
BY COUNTY 108			7,255.39	197.08	1,911.67	183.30	0.00	19.04	9,148.02
DELQ FOR 0022 CITY OF EDINBURG			1,105.66	130.29	354.70	44.85	0.00	8.75	1,451.61
BY COUNTY 108			1,105.66	130.29	354.70	44.85	0.00	8.75	1,451.61
TOTAL FOR 0022 CITY OF EDINBURG			8,361.05	327.37	2,266.37	228.15	0.00	27.79	10,599.63
BY COUNTY 108			8,361.05	327.37	2,266.37	228.15	0.00	27.79	10,599.63
CURR FOR 0023 CITY OF ELSA			1,698.48	154.41	107.87	9.81	0.00	8.21	1,798.14
BY COUNTY 108			1,698.48	154.41	107.87	9.81	0.00	8.21	1,798.14
DELQ FOR 0023 CITY OF ELSA			9.75	0.89	3.51	0.32	0.00	0.06	13.20
BY COUNTY 108			9.75	0.89	3.51	0.32	0.00	0.06	13.20
TOTAL FOR 0023 CITY OF ELSA			1,708.23	155.30	111.38	10.13	0.00	8.27	1,811.34
BY COUNTY 108			1,708.23	155.30	111.38	10.13	0.00	8.27	1,811.34
CURR FOR 0024 CITY OF EDCOUCH			469.28	42.67	8.16	0.74	0.00	2.18	475.26
BY COUNTY 108			469.28	42.67	8.16	0.74	0.00	2.18	475.26
DELQ FOR 0024 CITY OF EDCOUCH			0.00	0.00	0.00	0.00	0.00	0.00	0.00
TOTAL FOR 0024 CITY OF EDCOUCH			469.28	42.67	8.16	0.74	0.00	2.18	475.26
BY COUNTY 108			469.28	42.67	8.16	0.74	0.00	2.18	475.26
CURR FOR 0026 CITY OF LA VILLA			986.30	89.66	0.00	0.00	0.00	4.48	981.82
BY COUNTY 108			986.30	89.66	0.00	0.00	0.00	4.48	981.82
DELQ FOR 0026 CITY OF LA VILLA			0.00	0.00	0.00	0.00	0.00	0.00	0.00
TOTAL FOR 0026 CITY OF LA VILLA			986.30	89.66	0.00	0.00	0.00	4.48	981.82
BY COUNTY 108			986.30	89.66	0.00	0.00	0.00	4.48	981.82
CURR FOR 0027 CITY OF PALMVIEW			5,023.46	441.82	85.62	8.79	0.00	22.54	5,086.54
BY COUNTY 108			5,023.46	441.82	85.62	8.79	0.00	22.54	5,086.54
DELQ FOR 0027 CITY OF PALMVIEW			541.51	49.25	241.99	22.02	0.00	3.58	779.92
BY COUNTY 108			541.51	49.25	241.99	22.02	0.00	3.58	779.92
TOTAL FOR 0027 CITY OF PALMVIEW			5,564.97	491.07	327.61	30.81	0.00	26.12	5,866.46
BY COUNTY 108			5,564.97	491.07	327.61	30.81	0.00	26.12	5,866.46

**CITY OF EDINBURG**  
**SALES TAX REVENUES (1.5%) - GAAP BASIS\***

MONTH	FY 18/19	FY 19/20	FY 20/21	FY 21/22	FY 22/23	Difference	
						FY 22/23 - 21/22	
OCT.	1,505,278	1,619,291	1,645,367	1,861,105	2,028,740	167,635	↑ 9%
NOV.	1,330,176	1,553,516	1,698,015	2,116,824	2,174,587	57,763	→ 3%
DEC.	1,862,062	2,021,773	2,264,156	2,448,125	2,673,345	225,220	↑ 9%
JAN.	1,331,675	1,426,679	1,661,589	1,803,921	2,742,586	938,665	↑ 52%
FEB.	1,585,375	1,361,806	1,505,618	1,867,514			
MAR.	1,769,500	1,722,491	2,181,548	2,474,712			
APR.	1,601,457	1,491,885	1,923,531	2,184,420			
MAY	1,536,146	1,650,706	1,899,215	2,049,503			
JUN.	1,682,759	1,773,072	2,151,327	2,441,084			
JUL.	1,648,206	1,614,100	1,833,885	2,147,319			
AUG.	1,553,270	1,592,639	2,114,296	2,064,618			
SEP.	1,661,012	1,942,964	1,990,098	2,343,685			
<b>TOTAL</b>	<b>19,066,916</b>	<b>19,770,923</b>	<b>22,868,646</b>	<b>25,802,830</b>	<b>9,619,258</b>	<b>1,389,284</b>	<b>↑ 17%</b>

**YTD COMPARISON:**

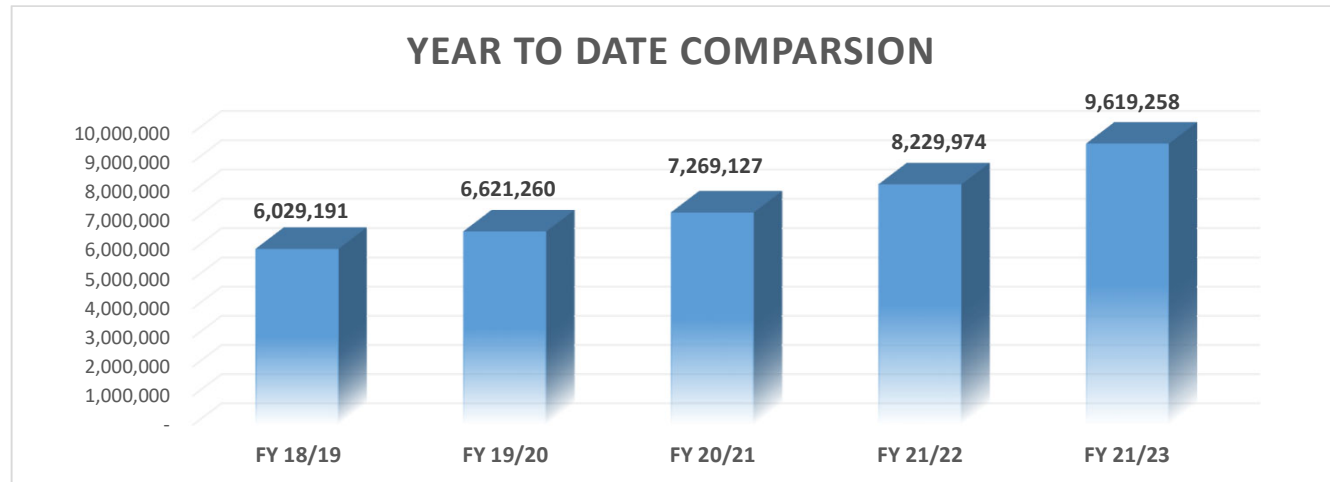
\$ 6,029,191   \$ 6,621,260   \$ 7,269,127   \$ 8,229,974   \$ 9,619,258

**YTD COMPARISON: INCREASE/(DECREASE):**

n/a   592,069   647,868   960,847   1,389,284

**YTD COMPARISON: INCREASE/(DECREASE) % :**

n/a   10%   10%   13%   17%



\*GAAP Reports are 2 months prior as released.

## SALES TAX STATE COLLECTION RGV COMPARISON - MARCH 2023

Valley Rank	City	Net Payment This Period	Payment Prior Year	% Change	2023 Payments To Date	2022 Payments To Date	% Change
<b>Rank Based on Current Month Activity</b>							
1	South Padre Island	\$ 318,511	\$ 258,734	23.1%	\$ 972,887	\$ 875,274	11%
2	<b>Edinburg</b>	<b>\$ 2,742,859</b>	<b>\$ 2,405,227</b>	<b>14.0%</b>	<b>\$ 9,206,768</b>	<b>\$ 8,491,825</b>	<b>8%</b>
3	Weslaco	\$ 1,526,637	\$ 1,359,133	12.3%	\$ 5,054,053	\$ 4,710,911	7%
4	Harlingen	\$ 2,444,462	\$ 2,255,753	8.4%	\$ 8,465,210	\$ 8,108,048	4%
5	Mercedes	\$ 564,063	\$ 520,941	8.3%	\$ 2,358,861	\$ 2,257,174	5%
6	Pharr	\$ 2,269,822	\$ 2,107,902	7.7%	\$ 7,238,574	\$ 6,964,169	4%
7	McAllen	\$ 6,672,895	\$ 6,326,488	5.5%	\$ 25,094,577	\$ 23,901,332	5%
8	Brownsville	\$ 4,192,070	\$ 3,988,552	5.1%	\$ 14,795,580	\$ 14,448,833	2%
9	Mission	\$ 1,871,790	\$ 2,428,823	-22.9%	\$ 6,328,132	\$ 6,738,255	-6%

<b>Rank Based on Calendar Year 2023 To Date Activity</b>							
1	South Padre Island	\$ 318,511	\$ 258,734	23%	\$ 972,887	\$ 875,274	11%
2	<b>Edinburg</b>	<b>\$ 2,742,859</b>	<b>\$ 2,405,227</b>	<b>14.0%</b>	<b>\$ 9,206,768</b>	<b>\$ 8,491,825</b>	<b>8%</b>
3	Weslaco	\$ 1,526,637	\$ 1,359,133	12%	\$ 5,054,053	\$ 4,710,911	7%
4	McAllen	\$ 6,672,895	\$ 6,326,488	5%	\$ 25,094,577	\$ 23,901,332	5%
5	Mercedes	\$ 564,063	\$ 520,941	8%	\$ 2,358,861	\$ 2,257,174	5%
6	Harlingen	\$ 2,444,462	\$ 2,255,753	8%	\$ 8,465,210	\$ 8,108,048	4%
7	Pharr	\$ 2,269,822	\$ 2,107,902	8%	\$ 7,238,574	\$ 6,964,169	4%
8	Brownsville	\$ 4,192,070	\$ 3,988,552	5%	\$ 14,795,580	\$ 14,448,833	2%
9	Mission	\$ 1,871,790	\$ 2,428,823	-23%	\$ 6,328,132	\$ 6,738,255	-6%

<b>RGV AVERAGES</b>	<b>\$ 3,751,644</b>	<b>\$ 3,712,941</b>	<b>1%</b>	<b>\$ 13,364,216</b>	<b>\$ 13,013,147</b>	<b>3%</b>
---------------------	---------------------	---------------------	-----------	----------------------	----------------------	-----------

<b>EEDC Portion (25%)</b>	<b>\$ 685,714.71</b>
---------------------------	----------------------

Prepared by: Flor Segura, Interim Director of Finance  
Date: 4/17/2023

**CITY OF EDINBURG  
HOTEL OCCUPANCY TAX COLLECTIONS**

MONTH	FY 18/19	FY 19/20	FY 20/21	FY 21/22	FY 22/23	Difference FY 22/23 - 21/22	
OCT.	51,910	44,881	80,490	80,182	56,611	(23,571)	↓ -29%
NOV.	44,918	33,690	33,730	53,015	40,006	(13,009)	↓ -25%
DEC.	54,220	52,567	50,486	73,240	123,524	50,284	↑ 69%
JAN.	47,488	48,287	40,688	86,890	83,736	(3,154)	→ -4%
FEB.	28,733	30,762	28,688	81,284	78,187	(3,097)	→ -4%
MAR.	45,925	51,921	108,276	66,953	79,610	12,657	↑ 19%
APR.	74,267	29,045	71,181	90,739			
MAY	54,719	39,122	35,186	91,096			
JUN.	50,931	28,451	63,799	89,145			
JUL.	56,848	36,797	120,411	81,158			
AUG.	61,047	57,320	73,421	87,783			
SEP.	52,419	40,848	53,517	80,424			
<b>TOTAL</b>	<b>623,426</b>	<b>493,690</b>	<b>759,873</b>	<b>961,908</b>	<b>461,674</b>	<b>20,111</b>	<b>↑ 5%</b>

**YTD COMPARISON:**

\$ 273,195   \$ 262,107   \$ 342,358   \$ 441,564   \$ 461,674

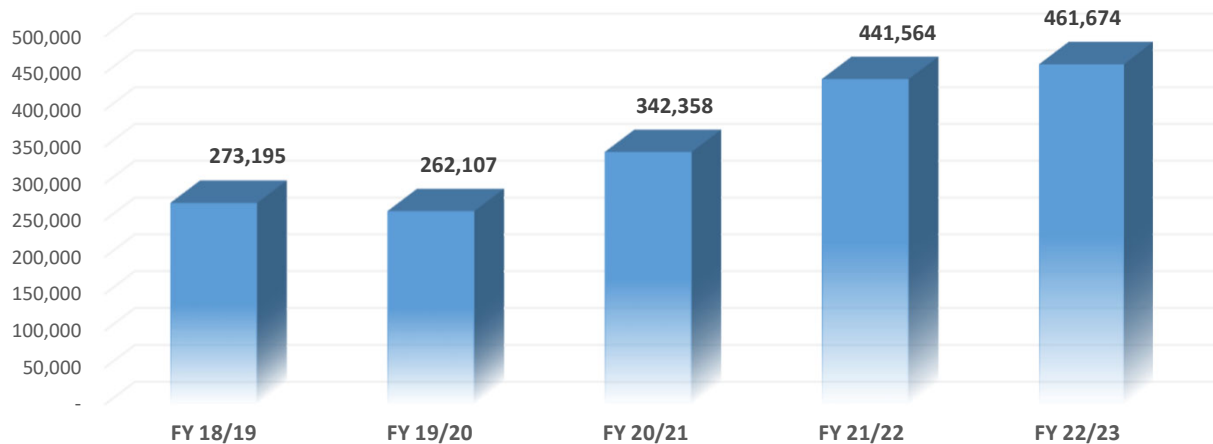
**YTD COMPARISON: INCREASE/(DECREASE):**

(11,088)   80,250   99,206   20,111


**YTD COMPARISON: INCREASE/(DECREASE) % :**

-4%   31%   29%   5%

**YEAR TO DATE COMPARISON**



# FIRE







---

# MONTHLY REPORT MARCH 2023

Submitted by:  
Fire Chief Shawn Snider



## MONTHLY REPORT - MARCH 2023

### CITY PERFORMANCE REPORT

#### PERFORMANCE DATA

EMERGENCY CALLS	THIS MONTH	LAST MONTH	THIS MO. LAST YR.	THIS YR. TO DATE	LAST YR. TO DATE
BUILDING FIRES	2	2	2	5	4
NON-BUILDING FIRES	187	153	178	514	337
AUTO FIRES	4	9	3	17	9
FALSE ALARMS	7	6	4	16	22
<b>TOTAL RECEIVED</b>	<b>200</b>	<b>170</b>	<b>187</b>	<b>552</b>	<b>372</b>
ESTIMATED DAMAGES					
BUILDING FIRES	\$ 25,000.00	\$ 12,600.00	\$ 90,000.00	\$ 41,600.00	\$ 109,700.00
AUTO FIRES	\$ 6,000.00	\$ 9,000.00	\$ 10,700.00	\$ 19,500.00	\$ 15,200.00

### RURAL PERFORMANCE REPORT

#### PERFORMANCE DATA

EMERGENCY CALLS	THIS MONTH	LAST MONTH	THIS MO. LAST YR.	THIS YR. TO DATE	LAST YR. TO DATE
BUILDING FIRES	3	4	1	7	1
NON-BUILDING FIRES	71	63	99	201	240
AUTO FIRES	4	0	1	4	3
FALSE ALARMS	0	1	3	2	3
<b>TOTAL RECEIVED</b>	<b>78</b>	<b>68</b>	<b>104</b>	<b>214</b>	<b>247</b>
ESTIMATED DAMAGES					
BUILDING FIRES	\$ 202,000.00	\$ 22,000.00	\$ -	\$ 427,000.00	\$ -
AUTO FIRES	\$ 6,000.00	\$ -	\$ 20,000.00	\$ 7,500.00	\$ 23,000.00

### USE OF TRAINING FACILITIES

	# of Students	# of Agencies Utilizing	# of Students	# of Agencies Utilizing	# of Students	# of Agencies Utilizing	# of Students	# of Agencies Utilizing	# of Students	# of Agencies Utilizing
PERFORMANCE DATA	THIS MONTH	LAST MONTH	THIS MO. LAST YR.	THIS YR. TO DATE	LAST YR. TO DATE					
Training Room	80	2	95	2	55	3	195	5	73	5
Training Field	110	5	575	3	499	7	869	10	1120	19
EOC	45	1	60	1	92	1	105	2	101	2
<b>TOTAL RECEIVED</b>	<b>235</b>	<b>8</b>	<b>730</b>	<b>6</b>	<b>646</b>	<b>11</b>	<b>1169</b>	<b>17</b>	<b>1294</b>	<b>26</b>

AGENCY UTILIZING FACILITY	FACILITY USED	DAYS	# OF STUDENTS	TOTAL # STUDENTS	<b>Legend</b> Training Room - TR Training Field - TF Emergency Ops. Center - EOC
Risk Management	TR	1	35	35	
TDEM Emergency Management Classes	EOC	1	45	45	
Public Safety Advisory Board	TR	1	19	19	
ETABRGV	TF	2	20	40	
Hidalgo County Sherri's Office	TF	1	15	15	
STC	TF	7	15	105	
Hidalgo County Sherri's Office - SWAT	TF	1	25	25	
Las Casita Fire Academy	TF	1	20	20	
				0	
				0	
				0	
<b>Total</b>				<b>304</b>	

[illegible]

Shawn Snider, Fire Chief
--------------------------

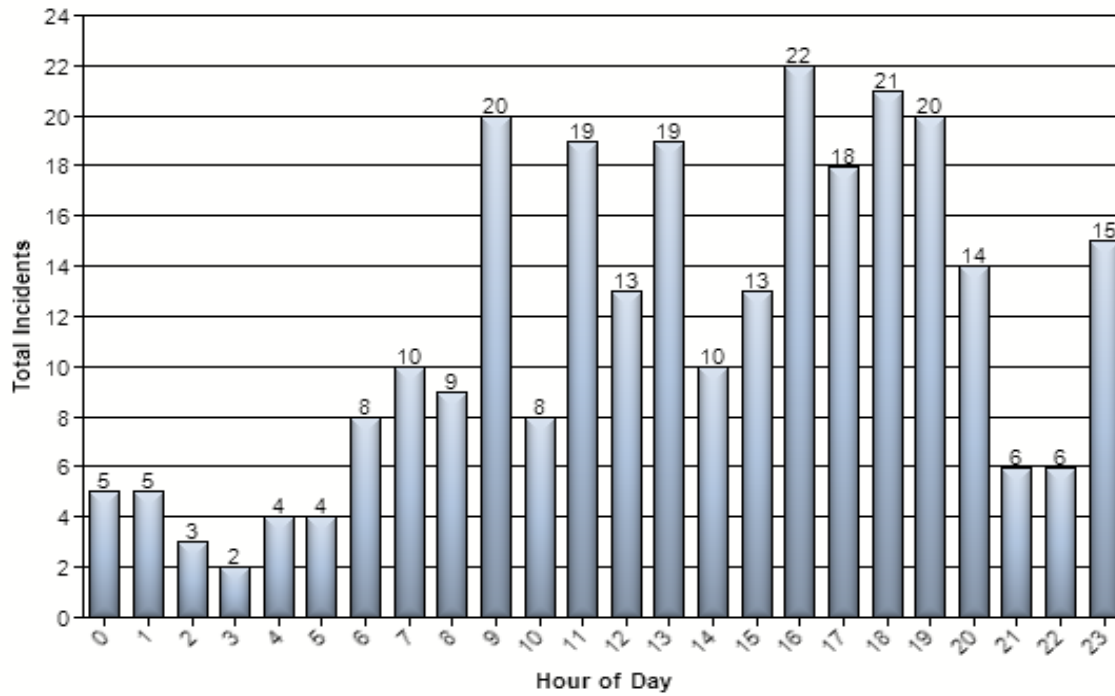
--	--	--

Command Staff Meeting	Command Staff Meeting	Command Staff Meeting
Shift Meeting/Training	Shift Meeting/Training	Shift Meeting/Training
Office Work	Office Work	Office Work
Entered Training Hours	Submitted purchase requisitions for repairs	Submitted purchase requisitions for repairs
Academy Board Meeting	Responded to emergencies	Responded to emergencies
EFD Business Meetings	Worked on units	Worked on buildings
EFD Monday Night Training	Supervisor Annual Compliance Training	On-Call (Fire Prevention)
Responded to emergencies	Annual Compliance Training	Supervisor Annual Compliance Training
City Council Agenda Review	Hometown of Heroes Drone Ops Meeting	Annual Compliance Training
Director's Meeting	Half Marathon Pre Flight Briefing	
Hometown of Heroes Drone Ops Meeting	Edinburg Rotary Club Cajun Brewfest Meeting	
HSAC Prioritization Meeting	State of the City Event Working Staff Zoom Meeting	
State of the City Directors Walk Through & Log Meeting	Meet with LUCAS Rep.	
Fiesta Edinburg Logistics Meeting	Outdoor Expo Logistics Meeting	
Union Meeting	Mobility Kickoff Call	
City Council Meetings	Idea 5K and Team Mario Logistics Meeting	
Public Safety Advisory Board Meeting	After Action Meeting for March 1 Events	
Civil Service Meeting	Public Safety Advisory Board Meeting	
State of the City	Meeting with Med Care EMS	
Safer Grant Development Meeting	Vietnam Memorial Wall Route & Safety Logistics	
Captain's Meeting	Parks & Rec Dirty Duathlon & Easter Egg Hunt Log.	
Meeting with 311	Team Mario Event Final Logistics Meeting	
ECN Interview	Meeting with 311	
Outdoor Expo Logistics Meeting		
Supervisor Annual Compliance Training		
Annual Compliance Training		
Annual Region Hurrican Press Conference		
Amphitheater Safety Logistics		
Meeting with Med Care EMS		
Vietnam Memorial Wall Route & Safety Logistics		
Meet with STC on MOU		
Special CCM		
Hid Co LEPC Table Top Exercise		

# MARCH

Alarm Date between 2023-03-01 and 2023-03-31

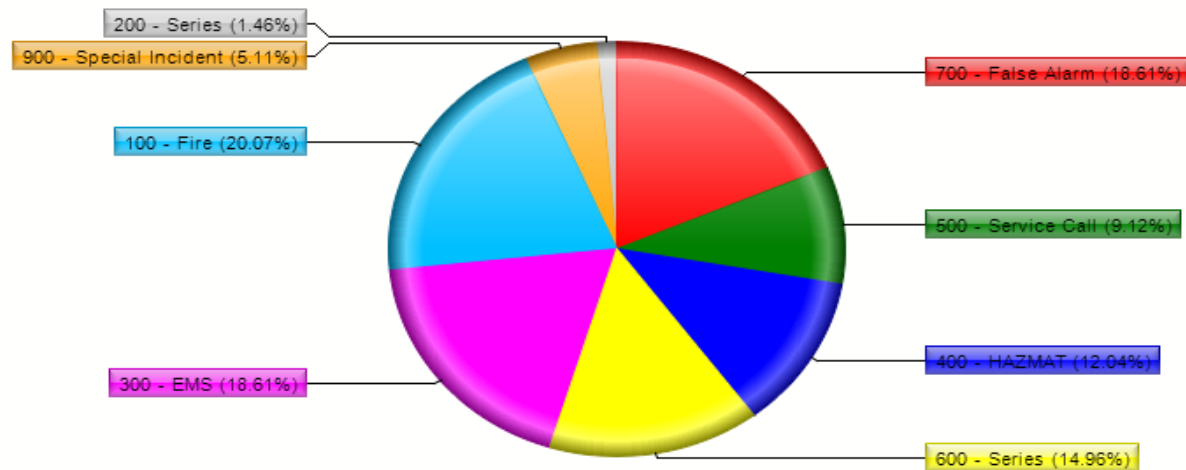
## Hourly Breakdown of Incidents



**Incident Types with Monthly Breakdown****Date: Thursday, April 6, 2023  
Time: 10:42:11 AM**

Alarm Date between 2023-03-01 and 2023-03-31

Incident Type Group	Incident Type Group
100 - Fire	55
200 - Series	4
300 - EMS	51
400 - HAZMAT	33
500 - Service Call	25
600 - Series	41
700 - False Alarm	51
900 - Special Incident	14



## MARCH 2023

### MONTHLY BREAKDOWN BY INCIDENT TYPE

Incident Type Details	3/1/2023
745 - Alarm system activation, no fire - unintentional	15
743 - Smoke detector activation, no fire - unintentional	7
550 - Public service assistance, other	3
411 - Gasoline or other flammable liquid spill	3
740 - Unintentional transmission of alarm, other	8
600 - Good intent call, other	10
651 - Smoke scare, odor of smoke	11
622 - No incident found on arrival at dispatch address	6
311 - Medical assist, assist EMS crew	23
151 - Outside rubbish, trash or waste fire	9
710 - Malicious, mischievous false call, other	2
350 - Extrication, rescue, other	2
531 - Smoke or odor removal	1
445 - Arcing, shorted electrical equipment	11
440 - Electrical wiring/equipment problem, other	2
111 - Building fire	6
154 - Dumpster or other outside trash receptacle fire	1
100 - Fire, other	5
735 - Alarm system sounded due to malfunction	6
733 - Smoke detector activation due to malfunction	3
412 - Gas leak (natural gas or LPG)	6
553 - Public service	1
143 - Grass fire	5
520 - Water problem, other	2
463 - Vehicle accident, general cleanup	3
352 - Extrication of victim(s) from vehicle	1
900 - Special type of incident, other	5
112 - Fires in structure other than in a building	6
561 - Unauthorized burning	10
700 - False alarm or false call, other	7
320 - Emergency medical service incident, other	5
150 - Outside rubbish fire, other	4
422 - Chemical spill or leak	1
322 - Motor vehicle accident with injuries	11
611 - Dispatched & canceled en route	9
131 - Passenger vehicle fire	8
744 - Detector activation, no fire - unintentional	2
331 - Lock-in (if lock out , use 511 )	1
424 - Carbon monoxide incident	1
142 - Brush or brush-and-grass mixture fire	3
113 - Cooking fire, confined to container	1
413 - Oil or other combustible liquid spill	1
130 - Mobile property (vehicle) fire, other	2

324 - Motor vehicle accident with no injuries.	7
542 - Animal rescue	2
423 - Refrigeration leak	1
444 - Power line down	4
522 - Water or steam leak	3
631 - Authorized controlled burning	4
251 - Excessive heat, scorch burns with no ignition	1
730 - System malfunction, other	1
121 - Fire in mobile home used as fixed residence	1
221 - Overpressure rupture of air or gas pipe/pipeline	1
9002 - Bee Call, Investigate/Removal	7
500 - Service Call, other	2
220 - Overpressure rupture from air or gas, other	2
118 - Trash or rubbish fire, contained	3
911 - Citizen complaint	1
160 - Special outside fire, other	1
9001 - Bee Attack	1
551 - Assist police or other governmental agency	1
652 - Steam, vapor, fog or dust thought to be smoke	1
353 - Removal of victim(s) from stalled elevator	1
<b>Total</b>	<b>274</b>

# MARCH - INSIDE CITY LIMITS

Incident Date between 2023-03-01 and 2023-03-31

Incident Date	Incident Number	Incident Type
03/01/2023	23-0000499	Gasoline or other flammable liquid spill
03/01/2023	23-0000505	Unintentional transmission of alarm, other
03/02/2023	23-0000507	Medical assist, assist EMS crew
03/02/2023	23-0000513	Smoke or odor removal
03/02/2023	23-0000518	Arcing, shorted electrical equipment
03/03/2023	23-0000529	Alarm system sounded due to malfunction
03/04/2023	23-0000533	Alarm system activation, no fire - unintentional
03/04/2023	23-0000534	Alarm system sounded due to malfunction
03/05/2023	23-0000546	Extrication of victim(s) from vehicle
03/05/2023	23-0000548	Fires in structure other than in a building
03/05/2023	23-0000550	False alarm or false call, other
03/06/2023	23-0000553	Outside rubbish fire, other
03/06/2023	23-0000555	Alarm system activation, no fire - unintentional
03/06/2023	23-0000556	Motor vehicle accident with injuries
03/06/2023	23-0000558	Building fire
03/06/2023	23-0000559	Medical assist, assist EMS crew
03/07/2023	23-0000574	Lock-in (if lock out , use 511 )
03/08/2023	23-0000577	False alarm or false call, other
03/10/2023	23-0000592	Mobile property (vehicle) fire, other
03/10/2023	23-0000599	Public service assistance, other
03/11/2023	23-0000608	Power line down
03/11/2023	23-0000609	Passenger vehicle fire
03/13/2023	23-0000621	Gas leak (natural gas or LPG)
03/13/2023	23-0000623	Medical assist, assist EMS crew
03/14/2023	23-0000628	Excessive heat, scorch burns with no ignition
03/14/2023	23-0000634	No incident found on arrival at dispatch address
03/16/2023	23-0000649	Arcing, shorted electrical equipment
03/16/2023	23-0000655	Service Call, other
03/18/2023	23-0000668	Special type of incident, other
03/18/2023	23-0000671	Smoke detector activation, no fire - unintentional
03/19/2023	23-0000678	Smoke scare, odor of smoke
03/19/2023	23-0000679	Medical assist, assist EMS crew
03/21/2023	23-0000698	Overpressure rupture from air or gas, other
03/21/2023	23-0000701	Overpressure rupture from air or gas, other
03/23/2023	23-0000716	Motor vehicle accident with injuries
03/23/2023	23-0000718	Bee Call, Investigate/Removal
03/24/2023	23-0000721	Service Call, other
03/24/2023	23-0000723	Alarm system sounded due to malfunction
03/24/2023	23-0000724	Trash or rubbish fire, contained
03/25/2023	23-0000730	Power line down
03/27/2023	23-0000742	Unauthorized burning
03/28/2023	23-0000754	Special type of incident, other
03/29/2023	23-0000766	Medical assist, assist EMS crew
03/29/2023	23-0000767	Steam, vapor, fog or dust thought to be smoke



03/30/2023	23-0000774	Unintentional transmission of alarm, other
03/01/2023	23-0000498	Public service assistance, other
03/01/2023	23-0000500	Unintentional transmission of alarm, other
03/01/2023	23-0000502	Good intent call, other
03/01/2023	23-0000504	No incident found on arrival at dispatch address
03/03/2023	23-0000524	Dumpster or other outside trash receptacle fire
03/03/2023	23-0000527	No incident found on arrival at dispatch address
03/04/2023	23-0000535	Gas leak (natural gas or LPG)
03/04/2023	23-0000538	Alarm system activation, no fire - unintentional
03/04/2023	23-0000542	Alarm system activation, no fire - unintentional
03/04/2023	23-0000543	Smoke scare, odor of smoke
03/04/2023	23-0000544	Alarm system activation, no fire - unintentional
03/05/2023	23-0000545	Vehicle accident, general cleanup
03/05/2023	23-0000547	Special type of incident, other
03/06/2023	23-0000551	Emergency medical service incident, other
03/06/2023	23-0000552	Emergency medical service incident, other
03/06/2023	23-0000554	Chemical spill or leak
03/06/2023	23-0000557	Medical assist, assist EMS crew
03/07/2023	23-0000568	Detector activation, no fire - unintentional
03/07/2023	23-0000572	Motor vehicle accident with injuries
03/08/2023	23-0000578	Carbon monoxide incident
03/08/2023	23-0000579	Unintentional transmission of alarm, other
03/08/2023	23-0000584	Good intent call, other
03/09/2023	23-0000589	Cooking fire, confined to container
03/10/2023	23-0000591	No incident found on arrival at dispatch address
03/10/2023	23-0000596	Unintentional transmission of alarm, other
03/10/2023	23-0000598	Motor vehicle accident with no injuries.
03/11/2023	23-0000604	Refrigeration leak
03/11/2023	23-0000606	Gas leak (natural gas or LPG)
03/12/2023	23-0000614	Motor vehicle accident with injuries
03/14/2023	23-0000624	Medical assist, assist EMS crew
03/14/2023	23-0000626	Motor vehicle accident with no injuries.
03/14/2023	23-0000631	Special type of incident, other
03/15/2023	23-0000637	Medical assist, assist EMS crew
03/15/2023	23-0000640	Dispatched & canceled en route
03/15/2023	23-0000643	False alarm or false call, other
03/15/2023	23-0000644	Overpressure rupture of air or gas pipe/pipeline
03/17/2023	23-0000662	Motor vehicle accident with injuries
03/17/2023	23-0000666	Fires in structure other than in a building
03/18/2023	23-0000669	Alarm system activation, no fire - unintentional
03/18/2023	23-0000670	Unintentional transmission of alarm, other
03/19/2023	23-0000680	Fires in structure other than in a building
03/19/2023	23-0000681	Alarm system activation, no fire - unintentional
03/19/2023	23-0000683	Building fire
03/20/2023	23-0000687	Alarm system activation, no fire - unintentional
03/21/2023	23-0000694	Good intent call, other
03/21/2023	23-0000696	Bee Call, Investigate/Removal
03/21/2023	23-0000704	Good intent call, other
03/22/2023	23-0000709	Medical assist, assist EMS crew
03/23/2023	23-0000714	False alarm or false call, other
03/24/2023	23-0000719	Good intent call, other
03/24/2023	23-0000722	Motor vehicle accident with injuries

03/24/2023	23-0000725	Dispatched & canceled en route
03/24/2023	23-0000726	Animal rescue
03/24/2023	23-0000729	Alarm system sounded due to malfunction
03/26/2023	23-0000738	Passenger vehicle fire
03/27/2023	23-0000744	Bee Call, Investigate/Removal
03/28/2023	23-0000749	Fire, other
03/28/2023	23-0000750	Motor vehicle accident with no injuries.
03/28/2023	23-0000751	Vehicle accident, general cleanup
03/28/2023	23-0000753	Water or steam leak
03/28/2023	23-0000755	Smoke scare, odor of smoke
03/28/2023	23-0000758	Medical assist, assist EMS crew
03/28/2023	23-0000760	Gas leak (natural gas or LPG)
03/29/2023	23-0000762	Fires in structure other than in a building
03/29/2023	23-0000768	Motor vehicle accident with injuries
03/30/2023	23-0000770	Smoke detector activation, no fire - unintentional
03/30/2023	23-0000771	Gasoline or other flammable liquid spill
03/30/2023	23-0000776	Removal of victim(s) from stalled elevator
03/30/2023	23-0000777	Smoke scare, odor of smoke
03/31/2023	23-0000780	Animal problem, other
03/01/2023	23-0000497	Smoke detector activation, no fire - unintentional
03/02/2023	23-0000515	Medical assist, assist EMS crew
03/03/2023	23-0000526	Outside rubbish, trash or waste fire
03/03/2023	23-0000531	Medical assist, assist EMS crew
03/07/2023	23-0000567	Passenger vehicle fire
03/08/2023	23-0000580	Vehicle accident, general cleanup
03/09/2023	23-0000590	Oil or other combustible liquid spill
03/10/2023	23-0000595	Unintentional transmission of alarm, other
03/10/2023	23-0000601	Animal rescue
03/12/2023	23-0000613	Water or steam leak
03/13/2023	23-0000622	Medical assist, assist EMS crew
03/14/2023	23-0000629	Motor vehicle accident with injuries
03/15/2023	23-0000638	Medical assist, assist EMS crew
03/16/2023	23-0000651	Fire, other
03/16/2023	23-0000652	Bee Call, Investigate/Removal
03/17/2023	23-0000657	Fire, other
03/17/2023	23-0000659	No incident found on arrival at dispatch address
03/17/2023	23-0000660	Public service assistance, other
03/17/2023	23-0000667	Arcing, shorted electrical equipment
03/19/2023	23-0000676	Mobile property (vehicle) fire, other
03/20/2023	23-0000691	Good intent call, other
03/20/2023	23-0000693	Medical assist, assist EMS crew
03/21/2023	23-0000703	Fire, other
03/22/2023	23-0000705	Gas leak (natural gas or LPG)
03/28/2023	23-0000748	Motor vehicle accident with no injuries.
03/28/2023	23-0000752	Special type of incident, other
03/28/2023	23-0000759	Assist police or other governmental agency
03/30/2023	23-0000773	Medical assist, assist EMS crew
03/31/2023	23-0000779	Motor vehicle accident with injuries
03/02/2023	23-0000520	Arcing, shorted electrical equipment
03/03/2023	23-0000530	Smoke detector activation due to malfunction
03/04/2023	23-0000532	Smoke detector activation due to malfunction
03/04/2023	23-0000536	Public service

03/04/2023	23-0000540	Water problem, other
03/07/2023	23-0000563	Unauthorized burning
03/07/2023	23-0000573	Unauthorized burning
03/09/2023	23-0000587	Fires in structure other than in a building
03/13/2023	23-0000616	Brush or brush-and-grass mixture fire
03/14/2023	23-0000630	System malfunction, other
03/14/2023	23-0000632	Arcing, shorted electrical equipment
03/14/2023	23-0000635	Arcing, shorted electrical equipment
03/14/2023	23-0000636	False alarm or false call, other
03/16/2023	23-0000650	Alarm system activation, no fire - unintentional
03/16/2023	23-0000653	Unauthorized burning
03/17/2023	23-0000658	Arcing, shorted electrical equipment
03/17/2023	23-0000663	False alarm or false call, other
03/17/2023	23-0000665	Smoke scare, odor of smoke
03/18/2023	23-0000672	Emergency medical service incident, other
03/18/2023	23-0000673	Emergency medical service incident, other
03/20/2023	23-0000685	Alarm system activation, no fire - unintentional
03/20/2023	23-0000689	Fires in structure other than in a building
03/20/2023	23-0000692	Motor vehicle accident with no injuries.
03/21/2023	23-0000695	Smoke detector activation, no fire - unintentional
03/22/2023	23-0000706	Detector activation, no fire - unintentional
03/22/2023	23-0000707	Passenger vehicle fire
03/22/2023	23-0000708	Alarm system activation, no fire - unintentional
03/22/2023	23-0000710	Alarm system sounded due to malfunction
03/23/2023	23-0000713	Alarm system sounded due to malfunction
03/23/2023	23-0000715	Outside rubbish fire, other
03/24/2023	23-0000727	Water or steam leak
03/25/2023	23-0000734	Smoke detector activation due to malfunction
03/30/2023	23-0000772	Power line down
03/30/2023	23-0000775	Emergency medical service incident, other
03/31/2023	23-0000778	Motor vehicle accident with no injuries.
03/02/2023	23-0000512	Medical assist, assist EMS crew
03/02/2023	23-0000516	Alarm system activation, no fire - unintentional
03/06/2023	23-0000560	Dispatched & canceled en route
03/07/2023	23-0000569	False alarm or false call, other
03/07/2023	23-0000570	Arcing, shorted electrical equipment
03/08/2023	23-0000581	Motor vehicle accident with injuries
03/10/2023	23-0000597	Motor vehicle accident with no injuries.
03/11/2023	23-0000603	Dispatched & canceled en route
03/13/2023	23-0000617	Authorized controlled burning
03/13/2023	23-0000620	Smoke scare, odor of smoke
03/14/2023	23-0000625	Authorized controlled burning
03/15/2023	23-0000645	Dispatched & canceled en route
03/15/2023	23-0000646	Alarm system activation, no fire - unintentional
03/17/2023	23-0000656	Extrication, rescue, other
03/18/2023	23-0000674	Motor vehicle accident with injuries
03/20/2023	23-0000686	No incident found on arrival at dispatch address
03/21/2023	23-0000697	Medical assist, assist EMS crew
03/26/2023	23-0000739	Good intent call, other
03/28/2023	23-0000757	Gas leak (natural gas or LPG)
03/29/2023	23-0000761	Motor vehicle accident with injuries
03/29/2023	23-0000764	Alarm system activation, no fire - unintentional

# MARCH - OUTSIDE CITY LIMITS

Incident Date between 2023-03-01 and 2023-03-31

Incident Date	Incident Number	Incident Type
03/17/2023	23-0000661	Gasoline or other flammable liquid spill
03/02/2023	23-0000509	Outside rubbish, trash or waste fire
03/02/2023	23-0000519	Arcing, shorted electrical equipment
03/04/2023	23-0000541	Building fire
03/07/2023	23-0000564	Good intent call, other
03/07/2023	23-0000571	Unauthorized burning
03/10/2023	23-0000593	Smoke scare, odor of smoke
03/11/2023	23-0000602	Dispatched & canceled en route
03/15/2023	23-0000647	Water problem, other
03/20/2023	23-0000688	Outside rubbish, trash or waste fire
03/21/2023	23-0000700	Trash or rubbish fire, contained
03/22/2023	23-0000711	Bee Call, Investigate/Removal
03/25/2023	23-0000731	Good intent call, other
03/25/2023	23-0000732	Citizen complaint
03/26/2023	23-0000736	Special outside fire, other
03/26/2023	23-0000737	Outside rubbish, trash or waste fire
03/26/2023	23-0000741	Unauthorized burning
03/28/2023	23-0000746	Bee Call, Investigate/Removal
03/28/2023	23-0000756	Smoke detector activation, no fire - unintentional
03/31/2023	23-0000781	Dispatched & canceled en route
03/01/2023	23-0000501	Unintentional transmission of alarm, other
03/01/2023	23-0000503	Smoke scare, odor of smoke
03/02/2023	23-0000508	Smoke scare, odor of smoke
03/02/2023	23-0000514	Medical assist, assist EMS crew
03/03/2023	23-0000521	Electrical wiring/equipment problem, other
03/03/2023	23-0000528	Building fire
03/05/2023	23-0000549	Unauthorized burning
03/07/2023	23-0000561	Medical assist, assist EMS crew
03/08/2023	23-0000575	Unauthorized burning
03/08/2023	23-0000576	Smoke scare, odor of smoke
03/09/2023	23-0000585	Unauthorized burning
03/09/2023	23-0000586	Outside rubbish, trash or waste fire
03/10/2023	23-0000600	Arcing, shorted electrical equipment
03/15/2023	23-0000641	Fire in mobile home used as fixed residence
03/16/2023	23-0000654	Smoke detector activation, no fire - unintentional
03/19/2023	23-0000677	Electrical wiring/equipment problem, other
03/20/2023	23-0000690	Passenger vehicle fire
03/21/2023	23-0000699	Outside rubbish fire, other
03/21/2023	23-0000702	Bee Call, Investigate/Removal
03/23/2023	23-0000717	Good intent call, other
03/24/2023	23-0000720	Trash or rubbish fire, contained
03/24/2023	23-0000728	Passenger vehicle fire
03/26/2023	23-0000735	Motor vehicle accident with no injuries.
03/26/2023	23-0000740	Passenger vehicle fire

03/27/2023	23-0000743	Bee Attack
03/03/2023	23-0000523	Medical assist, assist EMS crew
03/03/2023	23-0000525	Fire, other
03/07/2023	23-0000562	Unauthorized burning
03/12/2023	23-0000612	Building fire
03/15/2023	23-0000639	Authorized controlled burning
03/15/2023	23-0000642	Outside rubbish fire, other
03/19/2023	23-0000682	Brush or brush-and-grass mixture fire
03/20/2023	23-0000684	Smoke detector activation, no fire - unintentional
03/01/2023	23-0000496	Alarm system activation, no fire - unintentional
03/01/2023	23-0000506	Medical assist, assist EMS crew
03/02/2023	23-0000510	Malicious, mischievous false call, other
03/02/2023	23-0000511	Extrication, rescue, other
03/04/2023	23-0000537	Outside rubbish, trash or waste fire
03/07/2023	23-0000565	Grass fire
03/07/2023	23-0000566	Smoke scare, odor of smoke
03/08/2023	23-0000582	Brush or brush-and-grass mixture fire
03/10/2023	23-0000594	Malicious, mischievous false call, other
03/11/2023	23-0000605	Power line down
03/11/2023	23-0000607	Grass fire
03/12/2023	23-0000610	Medical assist, assist EMS crew
03/13/2023	23-0000618	Passenger vehicle fire
03/14/2023	23-0000633	Arcing, shorted electrical equipment
03/22/2023	23-0000712	Outside rubbish, trash or waste fire
03/27/2023	23-0000745	Outside rubbish, trash or waste fire
03/28/2023	23-0000747	Authorized controlled burning
03/08/2023	23-0000583	Grass fire
03/13/2023	23-0000615	Dispatched & canceled en route
03/13/2023	23-0000619	Dispatched & canceled en route
03/29/2023	23-0000763	Outside rubbish, trash or waste fire
03/04/2023	23-0000539	Grass fire
03/16/2023	23-0000648	Grass fire
03/03/2023	23-0000522	Building fire
03/18/2023	23-0000675	Dispatched & canceled en route

## Total Calls by Shift and Station

Alarm Date between 2023-03-01 and 2023-03-31

### Total Calls by Shift

Shift	2023-03-01	Total
A Shift	96	<b>96</b>
B Shift	70	<b>70</b>
C Shift	103	<b>103</b>
FIRE PREVENTION	4	<b>4</b>
VOLUNTEER SHIFT	1	<b>1</b>
<b>Total</b>	<b>274</b>	<b>274</b>

### Total Calls by Station

Station	2023-03-01	Total
Administration Building - Central Station	62	<b>62</b>
Fire Station 2	71	<b>71</b>
Fire Station 3	60	<b>60</b>
Fire Station 4	45	<b>45</b>
Fire Station 5	36	<b>36</b>
<b>Total</b>	<b>274</b>	<b>274</b>

# MARCH

Alarm Date between 2023-03-01 and 2023-03-31

Incident Date	Incident Number	Alarm Date	Arrival Date	Response Time (Minutes)	Station	Shift	Incident Type Code
				<b>Average Response Time 6.36</b>			
03/01/2023	23-0000496	04:45:01	04:45:01	0.00	Fire Station 5	B Shift	745
03/01/2023	23-0000497	06:08:11	06:09:21	1.17	Fire Station 3	B Shift	743
03/01/2023	23-0000498	07:10:38	07:10:50	0.20	Administration Building - Central Station	FIRE PREVENTION	550
03/01/2023	23-0000499	12:49:44	12:51:59	2.25	Administration Building - Central Station	A Shift	411
03/01/2023	23-0000500	16:15:55	16:20:20	4.42	Fire Station 2	A Shift	740
03/01/2023	23-0000501	17:15:19	17:21:50	6.52	Fire Station 3	A Shift	740
03/01/2023	23-0000502	17:31:02	17:35:15	4.22	Fire Station 2	A Shift	600
03/01/2023	23-0000503	19:02:14	19:16:08	13.90	Fire Station 3	A Shift	651
03/01/2023	23-0000504	19:30:07	19:37:19	7.20	Fire Station 2	A Shift	622
03/01/2023	23-0000505	22:44:07	22:51:58	7.85	Administration Building - Central Station	A Shift	740
03/01/2023	23-0000506	23:57:00	00:09:12	12.20	Fire Station 5	A Shift	311
03/02/2023	23-0000507	11:51:29	11:52:35	1.10	Administration Building - Central Station	C Shift	311
03/02/2023	23-0000508	12:22:35	12:30:57	8.37	Fire Station 3	C Shift	651
03/02/2023	23-0000509	14:28:52	14:37:23	8.52	Fire Station 2	C Shift	151
03/02/2023	23-0000510	16:05:25	16:14:20	8.92	Fire Station 5	C Shift	710
03/02/2023	23-0000511	16:13:44	16:23:34	9.83	Fire Station 3	C Shift	350
03/02/2023	23-0000512	17:55:11	18:00:48	5.62	Fire Station 5	C Shift	311
03/02/2023	23-0000513	18:40:52	18:43:42	2.83	Administration Building - Central Station	C Shift	531
03/02/2023	23-0000514	19:08:06	19:15:15	7.15	Fire Station 3	C Shift	311
03/02/2023	23-0000515	19:29:44	19:35:51	6.12	Administration Building - Central Station	C Shift	311
03/02/2023	23-0000516	20:12:58	20:25:37	12.65	Fire Station 5	C Shift	745
03/02/2023	23-0000518	22:26:33	22:30:39	4.10	Administration Building - Central Station	C Shift	445
03/02/2023	23-0000519	23:24:25	23:32:44	8.32	Fire Station 2	C Shift	445
03/02/2023	23-0000520	23:36:05	23:40:36	4.52	Fire Station 4	C Shift	445
03/03/2023	23-0000521	00:04:37	00:12:57	8.33	Fire Station 3	C Shift	440
03/03/2023	23-0000522	01:04:29	01:16:52	12.38	Fire Station 3	C Shift	111

03/03/2023	23-0000523	06:41:50	06:50:05	8.25	Fire Station 4	C Shift	311
03/03/2023	23-0000524	13:06:38	13:10:07	3.48	Fire Station 2	A Shift	154
03/03/2023	23-0000525	13:28:02	13:36:17	8.25	Fire Station 4	A Shift	100
03/03/2023	23-0000526	15:13:50	15:17:46	3.93	Fire Station 3	A Shift	151
03/03/2023	23-0000527	15:26:19	15:28:27	2.13	Fire Station 2	A Shift	622
03/03/2023	23-0000528	15:29:20	15:36:34	7.23	Fire Station 3	A Shift	111
03/03/2023	23-0000529	17:43:47	17:49:38	5.85	Adminstration Building - Central Station	A Shift	735
03/03/2023	23-0000530	23:15:21	23:24:39	9.30	Fire Station 4	A Shift	733
03/03/2023	23-0000531	23:58:34	00:02:53	4.32	Fire Station 3	A Shift	311
03/04/2023	23-0000532	05:09:08	05:11:32	2.40	Fire Station 4	A Shift	733
03/04/2023	23-0000533	09:14:10	09:16:01	1.85	Adminstration Building - Central Station	C Shift	745
03/04/2023	23-0000534	11:47:29	11:52:36	5.12	Adminstration Building - Central Station	C Shift	735
03/04/2023	23-0000535	11:55:23	11:58:53	3.50	Fire Station 2	C Shift	412
03/04/2023	23-0000536	12:42:39	12:53:31	10.87	Fire Station 4	C Shift	553
03/04/2023	23-0000537	13:15:13	13:19:39	4.43	Fire Station 5	C Shift	151
03/04/2023	23-0000538	15:29:13	15:32:36	3.38	Fire Station 2	C Shift	745
03/04/2023	23-0000539	16:00:48	17:05:00	64.20	Fire Station 5	VOLUNTEER SHIFT	143
03/04/2023	23-0000540	17:09:25	17:14:13	4.80	Fire Station 4	C Shift	520
03/04/2023	23-0000541	17:46:45	17:52:51	6.10	Fire Station 2	C Shift	111
03/04/2023	23-0000542	17:55:05	18:00:00	4.92	Fire Station 4	C Shift	745
03/04/2023	23-0000543	18:30:26	18:32:18	1.87	Adminstration Building - Central Station	C Shift	651
03/04/2023	23-0000544	20:07:19	20:28:32	21.22	Fire Station 4	C Shift	745
03/05/2023	23-0000545	02:24:09	02:31:59	7.83	Fire Station 2	C Shift	463
03/05/2023	23-0000546	07:24:06	07:26:51	2.75	Adminstration Building - Central Station	B Shift	352
03/05/2023	23-0000547	07:34:17	07:34:20	0.05	Fire Station 2	B Shift	900
03/05/2023	23-0000548	18:09:23	18:11:09	1.77	Adminstration Building - Central Station	B Shift	112
03/05/2023	23-0000549	20:46:03	20:52:55	6.87	Fire Station 3	B Shift	561
03/05/2023	23-0000550	22:54:37	22:55:57	1.33	Adminstration Building - Central Station	B Shift	700
03/06/2023	23-0000551	00:20:09	00:23:29	3.33	Fire Station 2	B Shift	320
03/06/2023	23-0000552	00:36:15	00:42:24	6.15	Fire Station 4	B Shift	320
03/06/2023	23-0000553	02:11:14	02:17:48	6.57	Fire Station 3	B Shift	150
03/06/2023	23-0000554	07:52:10	08:04:01	11.85	Fire Station 2	C Shift	422
03/06/2023	23-0000555	10:53:18	10:58:15	4.95	Adminstration Building - Central Station	C Shift	745
03/06/2023	23-0000556	12:17:38	12:19:05	1.45	Adminstration Building - Central Station	C Shift	322
03/06/2023	23-0000557	16:56:05	17:02:31	6.43	Fire Station 3	C Shift	311
03/06/2023	23-0000558	19:42:10	19:44:57	2.78	Adminstration Building - Central Station	C Shift	111
03/06/2023	23-0000559	23:41:02	23:43:40	2.63	Adminstration Building - Central Station	C Shift	311



03/07/2023	23-0000561	01:12:43	01:21:36	8.88	Fire Station 3	C Shift	311
03/07/2023	23-0000562	07:08:49	07:16:51	8.03	Fire Station 4	B Shift	561
03/07/2023	23-0000563	07:47:13	07:55:24	8.18	Fire Station 4	B Shift	561
03/07/2023	23-0000564	09:48:47	09:54:21	5.57	Fire Station 2	B Shift	600
03/07/2023	23-0000565	11:24:02	11:26:52	2.83	Fire Station 4	B Shift	143
03/07/2023	23-0000566	11:57:53	12:03:48	5.92	Fire Station 5	B Shift	651
03/07/2023	23-0000567	12:13:04	12:17:36	4.53	Adminstration Building - Central Station	B Shift	131
03/07/2023	23-0000568	14:55:26	15:02:50	7.40	Fire Station 2	B Shift	744
03/07/2023	23-0000569	16:16:49	16:23:28	6.65	Fire Station 5	B Shift	700
03/07/2023	23-0000570	18:50:19	18:57:45	7.43	Adminstration Building - Central Station	B Shift	445
03/07/2023	23-0000571	18:55:03	18:59:08	4.08	Fire Station 2	B Shift	561
03/07/2023	23-0000572	20:22:12	20:24:38	2.43	Fire Station 2	B Shift	322
03/07/2023	23-0000573	20:52:06	20:57:06	5.00	Fire Station 4	B Shift	561
03/07/2023	23-0000574	21:50:32	21:53:43	3.18	Adminstration Building - Central Station	B Shift	331
03/08/2023	23-0000575	08:15:21	08:29:25	14.07	Fire Station 2	A Shift	561
03/08/2023	23-0000576	11:21:26	11:33:54	12.47	Fire Station 3	A Shift	651
03/08/2023	23-0000577	11:31:48	11:32:09	0.35	Adminstration Building - Central Station	A Shift	700
03/08/2023	23-0000578	14:00:23	14:08:51	8.47	Fire Station 2	A Shift	424
03/08/2023	23-0000579	16:14:16	16:18:01	3.75	Fire Station 2	A Shift	740
03/08/2023	23-0000580	16:20:59	16:27:48	6.82	Fire Station 3	A Shift	463
03/08/2023	23-0000581	16:56:20	16:56:55	0.58	Fire Station 5	A Shift	322
03/08/2023	23-0000582	17:25:31	17:35:32	10.02	Fire Station 5	A Shift	142
03/08/2023	23-0000583	17:40:43	17:58:29	17.77	Fire Station 3	A Shift	143
03/08/2023	23-0000584	18:24:19	18:32:04	7.75	Adminstration Building - Central Station	A Shift	600
03/09/2023	23-0000585	13:50:26	14:02:08	11.70	Fire Station 4	B Shift	561
03/09/2023	23-0000586	15:29:27	15:39:35	10.13	Fire Station 3	B Shift	151
03/09/2023	23-0000587	16:35:19	16:40:05	4.77	Fire Station 4	B Shift	112
03/09/2023	23-0000589	18:04:42	18:09:12	4.50	Fire Station 3	B Shift	113
03/09/2023	23-0000590	18:20:15	18:29:15	9.00	Fire Station 3	B Shift	413
03/10/2023	23-0000591	07:12:45	07:17:19	4.57	Fire Station 2	A Shift	622
03/10/2023	23-0000592	08:12:57	08:16:05	3.13	Fire Station 3	A Shift	130
03/10/2023	23-0000593	09:00:19	09:07:54	7.58	Adminstration Building - Central Station	A Shift	651
03/10/2023	23-0000594	10:10:42	10:18:55	8.22	Fire Station 5	A Shift	710
03/10/2023	23-0000595	11:37:31	11:42:26	4.92	Adminstration Building - Central Station	A Shift	740
03/10/2023	23-0000596	11:42:15	11:52:20	10.08	Fire Station 3	A Shift	740
03/10/2023	23-0000597	15:47:43	15:51:49	4.10	Fire Station 5	A Shift	324
03/10/2023	23-0000598	15:56:14	16:00:50	4.60	Fire Station 2	A Shift	324

03/10/2023	23-0000599	18:58:18	18:58:38	0.33	Adminstration Building - Central Station	A Shift	550
03/10/2023	23-0000600	21:33:14	21:45:46	12.53	Fire Station 3	A Shift	445
03/10/2023	23-0000601	23:15:33	23:20:39	5.10	Fire Station 3	A Shift	542
03/11/2023	23-0000602	10:05:04	10:08:49	3.75	Fire Station 2	C Shift	611
03/11/2023	23-0000603	11:25:17	11:29:00	3.72	Fire Station 5	C Shift	611
03/11/2023	23-0000604	12:32:52	12:37:37	4.75	Fire Station 2	C Shift	423
03/11/2023	23-0000605	12:36:03	12:44:00	7.95	Fire Station 5	C Shift	444
03/11/2023	23-0000606	19:36:30	19:41:48	5.30	Fire Station 2	C Shift	412
03/11/2023	23-0000607	19:43:42	19:51:14	7.53	Fire Station 5	C Shift	143
03/11/2023	23-0000608	20:37:00	20:40:31	3.52	Adminstration Building - Central Station	C Shift	444
03/11/2023	23-0000609	21:40:19	21:43:27	3.13	Adminstration Building - Central Station	C Shift	131
03/12/2023	23-0000610	06:09:04	06:21:07	12.05	Fire Station 5	C Shift	311
03/12/2023	23-0000612	17:13:47	17:20:00	6.22	Fire Station 4	A Shift	111
03/12/2023	23-0000613	17:33:37	17:49:58	16.35	Adminstration Building - Central Station	A Shift	522
03/12/2023	23-0000614	23:09:38	23:14:51	5.22	Fire Station 2	A Shift	322
03/13/2023	23-0000616	10:04:38	10:05:20	0.70	Fire Station 4	C Shift	142
03/13/2023	23-0000617	10:07:42	10:12:56	5.23	Fire Station 4	C Shift	631
03/13/2023	23-0000618	11:36:52	12:01:33	24.68	Fire Station 5	C Shift	131
03/13/2023	23-0000619	12:16:33	12:23:08	6.58	Fire Station 3	C Shift	611
03/13/2023	23-0000620	13:25:07	13:32:52	7.75	Fire Station 3	C Shift	651
03/13/2023	23-0000621	15:01:34	15:06:16	4.70	Adminstration Building - Central Station	C Shift	412
03/13/2023	23-0000622	18:34:49	18:37:19	2.50	Fire Station 3	C Shift	311
03/13/2023	23-0000623	20:23:08	20:25:00	1.87	Adminstration Building - Central Station	C Shift	311
03/14/2023	23-0000624	04:59:35	05:03:40	4.08	Fire Station 2	C Shift	311
03/14/2023	23-0000625	09:36:13	09:44:51	8.63	Fire Station 5	B Shift	631
03/14/2023	23-0000626	09:42:28	09:42:28	0.00	Adminstration Building - Central Station	FIRE PREVENTION	324
03/14/2023	23-0000628	13:36:51	13:41:20	4.48	Adminstration Building - Central Station	B Shift	251
03/14/2023	23-0000629	15:07:20	15:08:49	1.48	Fire Station 3	B Shift	322
03/14/2023	23-0000630	16:50:13	16:54:43	4.50	Fire Station 4	B Shift	730
03/14/2023	23-0000631	19:54:41	19:57:07	2.43	Fire Station 2	B Shift	900
03/14/2023	23-0000632	20:30:08	20:33:35	3.45	Fire Station 4	B Shift	445
03/14/2023	23-0000633	21:04:04	21:07:44	3.67	Fire Station 5	B Shift	445
03/14/2023	23-0000634	21:16:25	21:23:34	7.15	Adminstration Building - Central Station	B Shift	622
03/14/2023	23-0000635	22:13:50	22:20:33	6.72	Fire Station 4	B Shift	445
03/14/2023	23-0000636	23:23:42	23:32:27	8.75	Adminstration Building - Central Station	B Shift	700
03/15/2023	23-0000637	01:56:26	02:01:40	5.23	Fire Station 2	B Shift	311
03/15/2023	23-0000638	08:17:31	08:21:17	3.77	Fire Station 3	C Shift	311

03/15/2023	23-0000639	11:20:00	11:30:32	10.53	Fire Station 4	C Shift	631
03/15/2023	23-0000640	14:28:57	14:33:09	4.20	Fire Station 2	C Shift	611
03/15/2023	23-0000641	14:54:51	15:00:00	5.15	Fire Station 5	C Shift	121
03/15/2023	23-0000642	14:59:53	15:05:42	5.82	Fire Station 4	C Shift	150
03/15/2023	23-0000643	16:15:29	16:25:11	9.70	Fire Station 3	C Shift	700
03/15/2023	23-0000644	17:10:33	17:18:40	8.12	Fire Station 2	C Shift	221
03/15/2023	23-0000646	19:38:27	19:43:48	5.35	Fire Station 5	C Shift	745
03/15/2023	23-0000647	20:30:06	20:41:56	11.83	Fire Station 2	C Shift	520
03/16/2023	23-0000648	04:52:50	05:38:42	45.87	Fire Station 5	C Shift	143
03/16/2023	23-0000649	05:32:28	05:39:14	6.77	Adminstration Building - Central Station	C Shift	445
03/16/2023	23-0000650	06:36:16	06:46:43	10.45	Fire Station 4	C Shift	745
03/16/2023	23-0000651	10:45:21	10:49:18	3.95	Adminstration Building - Central Station	B Shift	100
03/16/2023	23-0000652	13:44:33	13:56:59	12.43	Fire Station 3	B Shift	9002
03/16/2023	23-0000653	15:17:30	15:20:47	3.28	Fire Station 4	B Shift	561
03/16/2023	23-0000654	18:52:47	19:03:12	10.42	Fire Station 3	B Shift	743
03/16/2023	23-0000655	19:08:07	19:11:56	3.82	Adminstration Building - Central Station	B Shift	500
03/17/2023	23-0000656	00:52:52	01:01:13	8.35	Fire Station 5	B Shift	350
03/17/2023	23-0000657	07:32:00	07:36:19	4.32	Fire Station 3	A Shift	100
03/17/2023	23-0000658	08:27:57	08:30:46	2.82	Fire Station 4	A Shift	445
03/17/2023	23-0000659	09:25:27	09:27:54	2.45	Fire Station 3	A Shift	622
03/17/2023	23-0000660	09:50:18	09:54:50	4.53	Fire Station 3	A Shift	550
03/17/2023	23-0000661	12:26:00	12:30:19	4.32	Adminstration Building - Central Station	A Shift	411
03/17/2023	23-0000662	13:44:22	13:47:48	3.43	Adminstration Building - Central Station	A Shift	322
03/17/2023	23-0000663	14:13:34	14:21:37	8.05	Fire Station 4	A Shift	700
03/17/2023	23-0000665	19:01:53	19:05:14	3.35	Fire Station 3	A Shift	651
03/17/2023	23-0000666	20:03:34	20:07:39	4.08	Fire Station 2	A Shift	112
03/17/2023	23-0000667	22:04:22	22:08:25	4.05	Fire Station 3	A Shift	445
03/18/2023	23-0000668	03:14:28	03:18:49	4.35	Adminstration Building - Central Station	A Shift	900
03/18/2023	23-0000669	07:55:48	07:59:28	3.67	Fire Station 2	B Shift	745
03/18/2023	23-0000670	09:27:34	09:28:00	0.43	Fire Station 2	B Shift	740
03/18/2023	23-0000671	09:50:05	09:53:29	3.40	Adminstration Building - Central Station	B Shift	743
03/18/2023	23-0000672	11:23:37	11:28:11	4.57	Fire Station 4	B Shift	320
03/18/2023	23-0000673	12:56:38	12:58:25	1.78	Fire Station 4	B Shift	320
03/18/2023	23-0000674	13:17:24	13:22:49	5.42	Fire Station 5	B Shift	322
03/19/2023	23-0000676	02:42:27	02:51:58	9.52	Fire Station 3	B Shift	130
03/19/2023	23-0000677	05:46:50	05:52:37	5.78	Fire Station 3	B Shift	440
03/19/2023	23-0000678	07:30:43	07:32:46	2.05	Adminstration Building - Central Station	A Shift	651

03/19/2023	23-0000679	08:28:07	08:30:45	2.63	Administration Building - Central Station	A Shift	311
03/19/2023	23-0000680	17:39:48	17:45:12	5.40	Fire Station 2	A Shift	112
03/19/2023	23-0000681	18:35:28	18:46:06	10.63	Administration Building - Central Station	A Shift	745
03/19/2023	23-0000682	20:26:18	20:31:38	5.33	Fire Station 4	A Shift	142
03/19/2023	23-0000683	20:31:52	20:35:38	3.77	Fire Station 2	A Shift	111
03/20/2023	23-0000684	08:16:48	08:24:13	7.42	Fire Station 4	C Shift	743
03/20/2023	23-0000685	09:59:54	10:01:51	1.95	Fire Station 4	C Shift	745
03/20/2023	23-0000686	11:37:05	11:51:12	14.12	Fire Station 5	C Shift	622
03/20/2023	23-0000687	13:02:35	13:07:14	4.65	Fire Station 2	C Shift	745
03/20/2023	23-0000688	15:54:46	16:04:35	9.82	Fire Station 2	C Shift	151
03/20/2023	23-0000689	17:14:02	17:18:00	3.97	Fire Station 4	C Shift	112
03/20/2023	23-0000690	17:55:39	17:58:18	2.65	Fire Station 3	C Shift	131
03/20/2023	23-0000691	18:09:00	18:11:02	2.03	Fire Station 2	C Shift	600
03/20/2023	23-0000692	18:17:29	18:19:23	1.90	Fire Station 4	C Shift	324
03/20/2023	23-0000693	21:22:44	21:24:56	2.20	Fire Station 3	C Shift	311
03/21/2023	23-0000694	06:20:07	06:23:15	3.13	Fire Station 2	C Shift	600
03/21/2023	23-0000695	06:24:32	06:29:32	5.00	Fire Station 4	C Shift	743
03/21/2023	23-0000696	13:23:45	13:31:56	8.18	Fire Station 2	A Shift	9002
03/21/2023	23-0000697	15:41:23	15:49:34	8.18	Fire Station 5	A Shift	311
03/21/2023	23-0000698	16:17:23	16:21:04	3.68	Administration Building - Central Station	A Shift	220
03/21/2023	23-0000699	17:46:55	17:55:52	8.95	Fire Station 3	A Shift	150
03/21/2023	23-0000700	19:00:25	19:05:53	5.47	Fire Station 2	A Shift	118
03/21/2023	23-0000701	19:14:04	19:25:01	10.95	Administration Building - Central Station	A Shift	220
03/21/2023	23-0000702	19:24:35	19:34:41	10.10	Fire Station 3	A Shift	9002
03/21/2023	23-0000703	19:54:57	19:59:29	4.53	Fire Station 3	A Shift	100
03/21/2023	23-0000704	20:39:19	20:42:00	2.68	Fire Station 2	A Shift	600
03/22/2023	23-0000705	00:58:41	01:06:14	7.55	Fire Station 3	A Shift	412
03/22/2023	23-0000706	08:22:34	08:28:43	6.15	Administration Building - Central Station	C Shift	744
03/22/2023	23-0000707	11:38:02	11:38:48	0.77	Administration Building - Central Station	C Shift	131
03/22/2023	23-0000708	13:45:41	13:53:26	7.75	Fire Station 4	C Shift	745
03/22/2023	23-0000709	14:35:50	14:45:14	9.40	Fire Station 2	C Shift	311
03/22/2023	23-0000710	17:59:32	18:04:00	4.47	Fire Station 4	C Shift	735
03/22/2023	23-0000711	19:19:27	19:28:56	9.48	Fire Station 2	C Shift	9002
03/22/2023	23-0000712	23:57:00	00:08:00	11.00	Fire Station 5	C Shift	151
03/23/2023	23-0000713	04:12:45	04:19:52	7.12	Fire Station 4	C Shift	735
03/23/2023	23-0000714	09:56:41	10:03:41	7.00	Fire Station 3	B Shift	700
03/23/2023	23-0000715	11:06:22	11:10:13	3.85	Fire Station 4	B Shift	150

03/23/2023	23-0000716	12:11:16	12:14:34	3.30	Administration Building - Central Station	B Shift	322
03/23/2023	23-0000717	13:17:03	13:29:08	12.08	Fire Station 2	B Shift	600
03/23/2023	23-0000718	14:34:02	14:39:27	5.42	Administration Building - Central Station	B Shift	9002
03/24/2023	23-0000719	01:53:02	01:59:51	6.82	Fire Station 2	B Shift	600
03/24/2023	23-0000721	09:34:21	09:35:06	0.75	Administration Building - Central Station	FIRE PREVENTION	500
03/24/2023	23-0000720	09:47:48	09:51:13	3.42	Fire Station 3	C Shift	118
03/24/2023	23-0000722	13:24:32	13:32:39	8.12	Fire Station 2	C Shift	322
03/24/2023	23-0000723	15:48:55	15:51:36	2.68	Administration Building - Central Station	C Shift	735
03/24/2023	23-0000724	16:07:27	16:11:25	3.97	Administration Building - Central Station	C Shift	118
03/24/2023	23-0000726	18:39:42	18:44:48	5.10	Fire Station 2	C Shift	542
03/24/2023	23-0000727	18:40:40	18:57:10	16.50	Administration Building - Central Station	C Shift	522
03/24/2023	23-0000728	19:04:37	19:07:51	3.23	Fire Station 3	C Shift	131
03/24/2023	23-0000729	23:10:24	23:15:24	5.00	Fire Station 2	C Shift	735
03/25/2023	23-0000730	09:47:56	09:48:43	0.78	Administration Building - Central Station	B Shift	444
03/25/2023	23-0000731	10:17:57	10:40:17	22.33	Fire Station 2	B Shift	600
03/25/2023	23-0000732	20:16:51	20:30:08	13.28	Fire Station 2	B Shift	911
03/25/2023	23-0000734	23:32:35	23:37:50	5.25	Fire Station 4	B Shift	733
03/26/2023	23-0000735	05:28:41	05:32:34	3.88	Fire Station 3	B Shift	324
03/26/2023	23-0000736	08:47:23	08:57:14	9.85	Fire Station 2	A Shift	160
03/26/2023	23-0000737	16:00:04	16:07:59	7.92	Fire Station 2	A Shift	151
03/26/2023	23-0000738	16:30:04	16:32:48	2.73	Fire Station 3	A Shift	131
03/26/2023	23-0000739	18:34:54	18:40:41	5.78	Fire Station 3	A Shift	600
03/26/2023	23-0000740	19:47:35	19:54:42	7.12	Fire Station 3	A Shift	131
03/26/2023	23-0000741	19:50:31	20:00:33	10.03	Fire Station 2	A Shift	561
03/27/2023	23-0000742	09:47:36	09:47:38	0.03	Fire Station 5	B Shift	561
03/27/2023	23-0000743	10:50:21	11:00:43	10.37	Fire Station 3	B Shift	9001
03/27/2023	23-0000744	18:17:22	18:20:02	2.67	Fire Station 2	B Shift	9002
03/27/2023	23-0000745	22:40:24	22:46:28	6.07	Fire Station 5	B Shift	151
03/28/2023	23-0000746	01:19:16	01:43:38	24.37	Fire Station 2	B Shift	9002
03/28/2023	23-0000747	08:35:37	08:44:07	8.50	Fire Station 5	A Shift	631
03/28/2023	23-0000748	09:02:01	09:05:44	3.72	Fire Station 3	A Shift	324
03/28/2023	23-0000749	09:55:16	09:56:00	0.73	Administration Building - Central Station	FIRE PREVENTION	100
03/28/2023	23-0000750	11:05:08	11:12:07	6.98	Fire Station 2	A Shift	324
03/28/2023	23-0000751	11:23:55	11:26:39	2.73	Fire Station 3	A Shift	463
03/28/2023	23-0000752	11:44:43	11:52:23	7.67	Administration Building - Central Station	A Shift	900
03/28/2023	23-0000753	12:05:53	12:11:08	5.25	Fire Station 2	A Shift	522

03/28/2023	23-0000754	13:12:10	13:20:00	7.83	Adminstration Building - Central Station	A Shift	900
03/28/2023	23-0000755	13:41:42	13:45:31	3.82	Fire Station 2	A Shift	651
03/28/2023	23-0000756	14:17:08	14:19:00	1.87	Fire Station 4	A Shift	743
03/28/2023	23-0000757	16:47:23	16:53:24	6.02	Fire Station 5	A Shift	412
03/28/2023	23-0000758	18:34:34	18:39:31	4.95	Fire Station 2	A Shift	311
03/28/2023	23-0000759	19:48:57	19:54:01	5.07	Fire Station 3	A Shift	551
03/28/2023	23-0000760	23:46:41	23:49:59	3.30	Fire Station 2	A Shift	412
03/29/2023	23-0000761	03:57:37	04:03:04	5.45	Fire Station 3	A Shift	322
03/29/2023	23-0000762	06:27:29	06:29:03	1.57	Fire Station 2	A Shift	112
03/29/2023	23-0000763	09:32:47	09:56:47	24.00	Fire Station 5	C Shift	151
03/29/2023	23-0000764	09:36:03	09:41:35	5.53	Fire Station 3	C Shift	745
03/29/2023	23-0000766	13:33:22	13:35:59	2.62	Adminstration Building - Central Station	C Shift	311
03/29/2023	23-0000767	18:19:16	18:22:33	3.28	Adminstration Building - Central Station	C Shift	652
03/29/2023	23-0000768	23:40:52	23:45:40	4.80	Fire Station 2	C Shift	322
03/30/2023	23-0000770	06:54:04	06:56:00	1.93	Fire Station 2	C Shift	743
03/30/2023	23-0000771	12:37:12	12:41:27	4.25	Fire Station 2	A Shift	411
03/30/2023	23-0000772	13:13:10	13:14:11	1.02	Fire Station 4	A Shift	444
03/30/2023	23-0000773	13:48:18	13:53:39	5.35	Fire Station 3	A Shift	311
03/30/2023	23-0000774	16:09:58	16:17:12	7.23	Adminstration Building - Central Station	A Shift	740
03/30/2023	23-0000775	16:11:46	16:13:26	1.67	Fire Station 4	A Shift	320
03/30/2023	23-0000776	16:37:55	16:41:26	3.52	Fire Station 2	A Shift	353
03/30/2023	23-0000777	16:59:22	16:59:47	0.42	Fire Station 4	A Shift	651

## EDINBURG FIRE MARSHAL'S OFFICE

### MONTHLY REPORT - MARCH 2023

#### STRUCTURE FIRES

Performance Data	This Month	Last Month	This Month Last Year	This Year To Date	Last Year To Date
Commercial	1	0	0	1	0
Single Family	1	0	2	2	4
Apartments	0	0	0	0	0
Schools	0	0	0	0	0
Industrial	0	0	0	0	0
Hospital & Nursing Homes	0	0	0	0	0
<b>Total</b>	<b>2</b>	<b>0</b>	<b>2</b>	<b>3</b>	<b>4</b>

#### FIRE INSPECTIONS

Performance Data	This Month	Last Month	This Month Last Year	This Year To Date	Last Year To Date
Buildings - Residential	211	116	60	419	128
Buildings - Commercial	340	263	254	1,003	598
Schools	0	1	4	4	12
Hospitals & Nursing Homes	3	6	1	9	3
Daycares (adult & child)	6	13	10	26	25
Gasoline Install	0	0	0	0	0
Industrial	25	8	0	55	0
Foster Homes	0	3	3	4	6
Miscellaneous <small>(Bum Permits, Hydro/Hood/Alarm/Trip Tests, Firework Stands, Citations, Re-inspections)</small>	25	20	38	81	94
<b>Total</b>	<b>610</b>	<b>430</b>	<b>370</b>	<b>1,601</b>	<b>866</b>

#### FIRE SAFETY EDUCATION PROGRAMS

Performance Data	This Month	Last Month	This Year To Date	Last Year To Date
Schools	No. of Classes	1	1	2
	No. of Students	600	200	800
Commercial	No. of Classes	1	2	4
	No. of Staff	20	23	73
City	No. of Classes	0	0	2
	No. of Staff	0	0	130
Industrial	No. of Classes	0	0	0
	No. of Staff	0	0	0
Hospitals & Nursing Homes	No. of Classes	0	0	0
	No. of Staff	0	0	0
Daycares (Adult & Child)	No. of Classes	0	0	0
	No. of Students	0	0	0
Fire Station & Museum Tours	No. of Classes	0	0	0
	No. of Students	0	0	0
<b>Total</b>	No. of Classes	<b>2</b>	<b>3</b>	<b>8</b>
	No. of Students/Staff	<b>620</b>	<b>223</b>	<b>1,003</b>

# EDINBURG FIRE MARSHAL'S OFFICE

## MONTHLY REPORT FOR MARCH 2023

### STAFF ACTIVITY

Staff	Activity
Fire Prevention Staff	Responded to 9 fire calls
Fire Prevention Staff	Attended 37 miscellaneous meetings
Fire Prevention Staff	Conducted fire investigations/report writing: 12 hours
Fire Prevention Staff	Out 5 days (vacation, sick leave, employee appreciation)
Deputy Chief	Attended: Plan/Plat Review
Deputy Chief	Attended: Planning & Zoning Meeting

### STAFF TRAINING

Staff	Training
Prevention Staff	Attended: Edinburg Academy Annual Training
Lt. Rodriguez	Attended: All Hazards Conference - 1 day (McAllen)
Deputy Chief Garza, Cpt Diaz, Lt. Rodriguez	Attended: Texas IAAI Arson & Fire Investigator Seminar - 5 days (San Marcos, TX)

### FIRE PREVENTION PRESENTATIONS

Performance Data	Type of Presentation	Total
1. Key Med	Fire Extinguisher Tutor	20
2. Edinburg High School - Career Day	Fire Prevention Booth	600
<b>Grand Total</b>		<b>620</b>




# EDINBURG FIRE MARSHAL'S OFFICE

## MONTHLY REPORT FOR MARCH 2023

### FEES RECEIVED

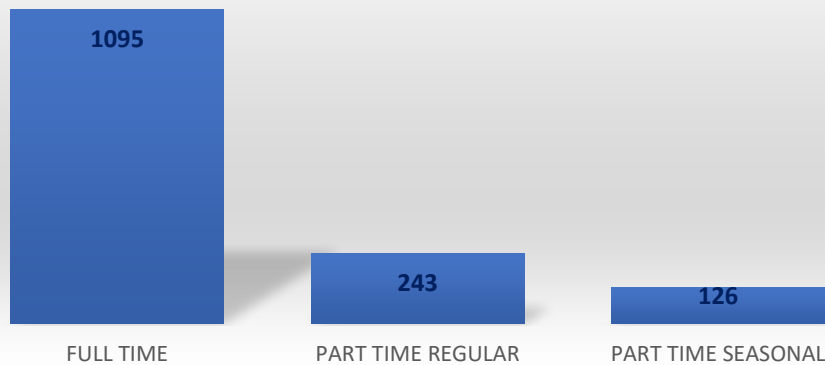
Type of Inspection	This Month	This Year To Date
<b>ANNUAL FIRE INSPECTION</b>		
- Adult Daycare	\$ 100.00	\$ 300.00
- Child Daycare	\$ 150.00	\$ 750.00
- Foster Home	\$ 100.00	\$ 200.00
- Group Home	\$ -	\$ 100.00
- Hospital	\$ 600.00	\$ 1,000.00
- Nursing Home	\$ -	\$ 100.00
- Healthcare Facilities	\$ -	\$ -
<b>GENERAL FIRE INSPECTION</b>		
- Burning Permit	\$ 300.00	\$ 1,050.00
- Mobile Food Truck/Trailer	\$ -	\$ -
- Fuel Tank (Installation/Removal)	\$ -	\$ -
- Visual/Partial Inspection	\$ -	\$ -
<b>KITCHEN FIRE SUPPRESSION</b>		
- Kitchen Suppression System Trip Test	\$ 150.00	\$ 350.00
<b>FIRE ALARM SYSTEM</b>		
- Fire Alarm Plan Review	\$ 800.00	\$ 1,900.00
- Fire Alarm Acceptance Test	\$ 400.00	\$ 900.00
<b>FIRE SPRINKLER SYSTEM</b>		
- Fire Sprinkler System Plan Review	\$ 600.00	\$ 1,300.00
- Flow Test (Hydrant Testing)	\$ 450.00	\$ 850.00
- Hydrostatic Test - Above Ground	\$ 300.00	\$ 700.00
- Hydrostatic Test - Below Ground	\$ 300.00	\$ 850.00
- Fire Sprinkler Acceptance Test	\$ 200.00	\$ 250.00
<b>FIREWORKS</b>		
- Fireworks Permit	\$ 100.00	\$ 150.00
- Fireworks Standby Fee	\$ 180.00	\$ 450.00
<b>Total (Annuals, Reviews, Tests)</b>	<b>\$ 4,730.00</b>	<b>\$ 11,200.00</b>
<b>INSPECTIONS</b>		
- Commercial Buildings (Finals)	\$ 1,300.00	\$ 3,200.00
- Commercial Occupancies (Facilities)	\$ 800.00	\$ 1,800.00
- Multi-Family Buildings	\$ 2,300.00	\$ 2,950.00
- Reinspection Fees	\$ 450.00	\$ 600.00
<b>Total (Finals &amp; Facilities)</b>	<b>\$ 4,850.00</b>	<b>\$ 8,550.00</b>
<b>Grand Total</b>	<b>\$ 9,580.00</b>	<b>\$ 19,750.00</b>

# HUMAN RESOURCES



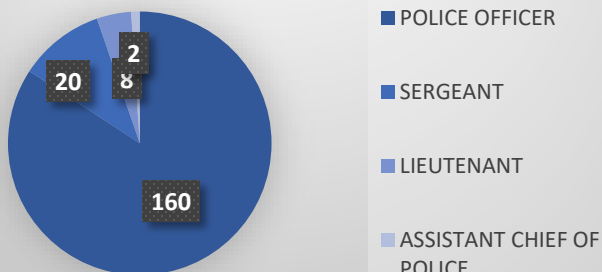
# EDINBURG WORKFORCE

## TOTAL BUDGETED POSITIONS (INCLUDING CIVIL SERVICE)

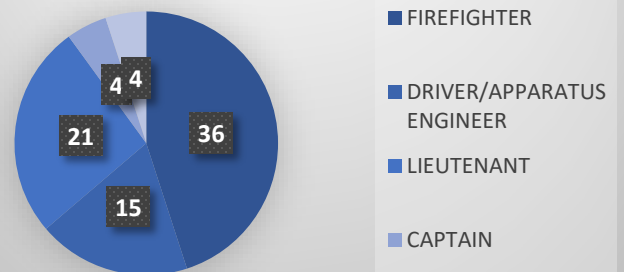


## CIVIL SERVICE STRENGTH ORDINANCE

### POLICE DEPARTMENT TOTAL AUTHORIZED STRENGTH: 190



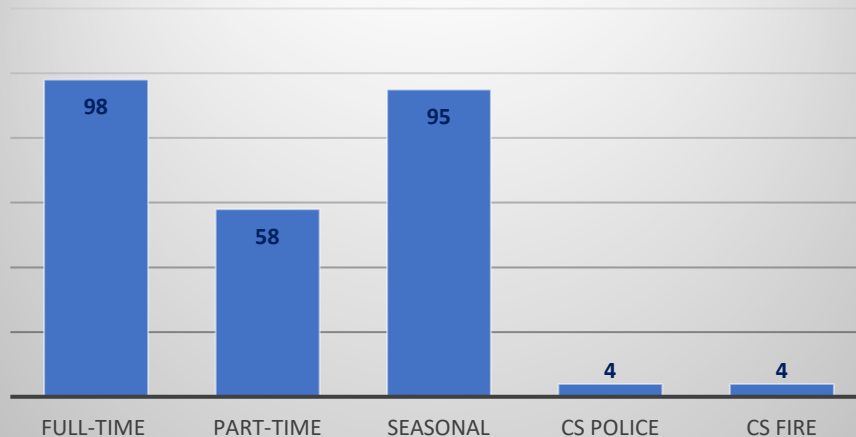
### FIRE DEPARTMENT TOTAL AUTHORIZED STRENGTH: 80



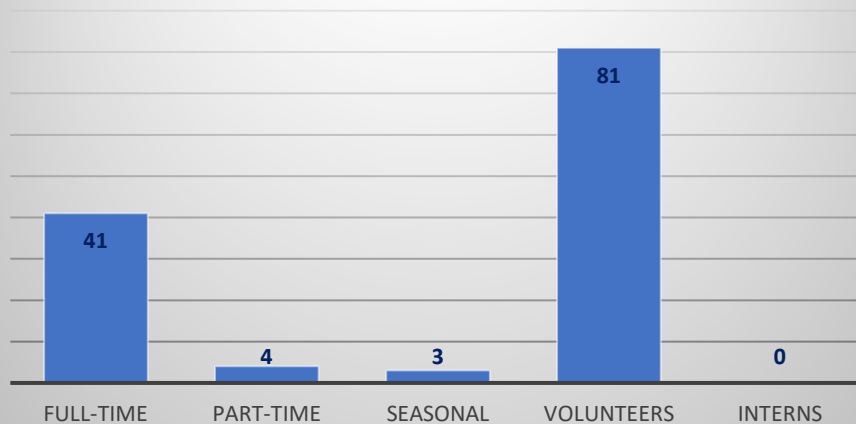
# HUMAN RESOURCES

## MARCH 2023 MONTHLY REPORT

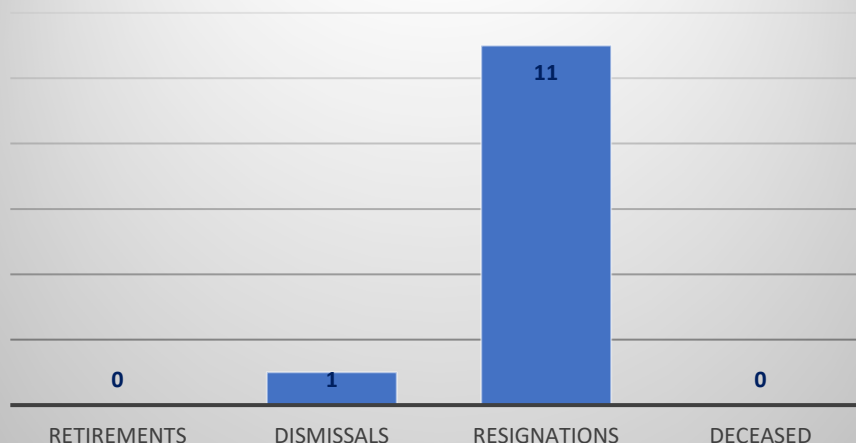
### VACANCIES



### NEW HIRES



### TERMS



## HUMAN RESOURCES

PERFORMANCE MEASURES	TOTAL AMOUNT
APPLICATIONS RECEIVED	884
JOB POSTINGS	130
APPLICATIONS SCREENED	884
INTERVIEWS CONDUCTED	517
TIME TO FILL (DAYS)	26
COST PER HIRE	AT THE END OF YEAR
# OF PAF'S PROCESSED	35
EXIT INTERVIEWS PROCESSED	7
RETIREMENTS PROCESSED	0
PUBLIC INFORMATION REQUESTS	5
VERIFICATIONS OF EMPLOYMENT	80

# BENEFITS AND WELLNESS DIVISION

## Insurance Carriers

### Core Benefits

*Medical, Vision, Dental, Life Insurance, Long Term Disability*

- Blue Cross Blue Shield 
- Avesis 
- Delta Dental 
- Dearborn 
- Madison National 

### Voluntary Products

*Optional/Supplemental Life, Critical Illness, Hospital Indemnity, Accident, Cancer, Short Term Disability, Medical Air Support, Legal Services, 457 Retirement*

- Dearborn (opt life)
- Colonial
- Trustmark
- Legal Shield
- MASA
- Community Loan
- Wellfleet
- Nationwide
- ICMA
- VOYA
- United Way

# RISK MANAGEMENT

## QUARTERLY REPORTING (JAN-MAR)

### RISK AND SAFETY DEVELOPMENT

- TRAINING SESSIONS (JAN-MAR)- 8
- PARTICIPATION- 142

### RISK AND SAFETY INFORMATION

- TRAINING SESSIONS (JAN-MAR)- 1
- PARTICIPATION- 69

### AUDIT AND COMPLIANCE

- MVR, ANNUAL DRIVER LICENSE AUDIT- 1174
- RANDOM DRUG TESTING- 58

### INCIDENT/ACCIDENT REVIEW AND INVESTIGATION

- JANUARY- 17
- FEBRUARY- 14
- MARCH- 13
- POST ACCIDENT DRUG TESTING- 20

### INSPECTIONS

- DEPARTMENT SELF BUILDING INSPECTIONS (JAN-MAR)- 4
- RANDOM BUILDING INSPECTIONS (JAN-MAR)- 0

DRUG TESTING AND MORE



EDINBURG FIRE EDINBURG, EDINBURG POLICE DEPARTMENT



FMCSA, DRUG & ALCOHOL CLEARINGHOUSE



TEXAS MUNICIPAL LEAGUE INTERGOVERNMENTAL RISK POOL



# SUMMARY OF ACTIVITY

## HUMAN RESOURCES – JOB FAIRS

DATE	TOPIC	# OF SESSIONS	PRESENTER	LOCATION	TIME	# OF ATTENDEES
03/03/2023	UTRGV JOB FAIR	1	UTRGV	UTRGV	9AM	150
03/10/2023	CITY OF EDINBURG JOB FAIR	1	CITY OF EDINBURG	COE LIBRARY	9AM	130

## HUMAN RESOURCES – PROFESSIONAL DEVELOPMENT

DATE	TOPIC	# OF SESSIONS	PRESENTER	LOCATION	TIME	# OF ATTENDEES
3/22-25/2023	ANNUAL COMPLIANCE TRAINING NON SUPERVISORS	1	MARK STEPHENS/ HR	ACTIVITY CENTER	8AM-NOON 1-5PM	ACTIVE EMPLOYEES
03/21/2023	ANNUAL COMPLIANCE TRAINING SUPERVISORS	1	MARK STEPHENS/ HR	ACTIVITY CENTER	8AM-NOON 1-5PM	ACTIVE LEADERSHIP TEAMS

## HUMAN RESOURCES – INFORMATION SESSIONS

DATE	TOPIC	# OF SESSIONS	PRESENTER	LOCATION	TIME	# OF ATTENDEES
03/30/2023	STC BACHELOR PROGRAMS	2	STC	COUNCIL CHAMBERS	10AM/2:30PM	42

## BENEFITS AND WELLNESS


DATE	TOPIC	# OF SESSIONS	PRESENTER	LOCATION	TIME	# OF ATTENDEES
03/01/2023	EAP PRESENTATION	1	LAURA CERDA	AVIATION DEPT.	10:30AM	10
03/01/2023	B12 VACCINATION CLINIC	1	PHS	COMMUNITY ROOM	10AM	20

## RISK MANAGEMENT

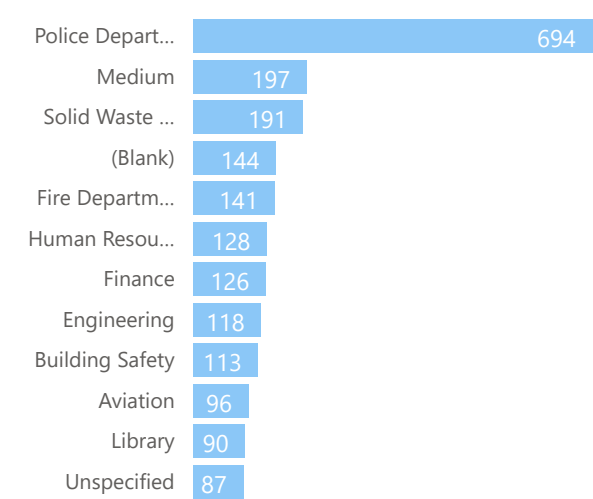
DATE	TOPIC	# OF SESSIONS	PRESENTER	LOCATION	TIME	# OF ATTENDEES
03/31/2023	CAMERA USE BY PUBLIC AT CITY FACILITIES	1	CINDY GUTIERREZ	ZOOM	11AM	69



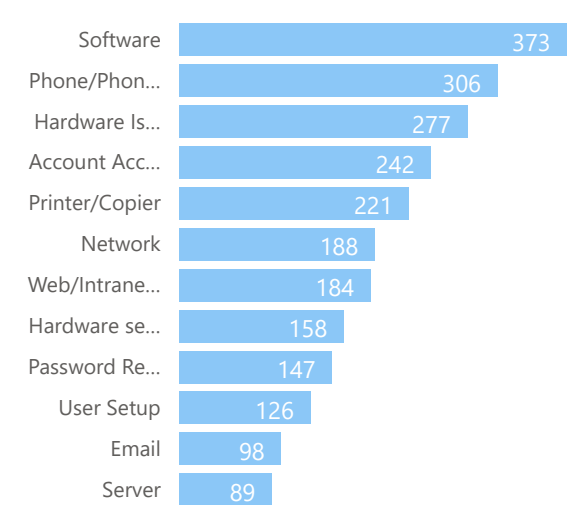
# INFORMATION TECHNOLOGY



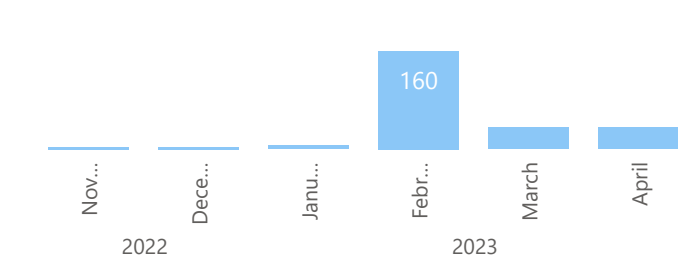
Tickets by Departments



Tickets by Category



Open Tickets by Create Date



Open Ticket Summary

Open Tickets	No Comments	Overdue Tickets	Waiting Tickets	New Tickets	Total
239	166	4	18	133	2850

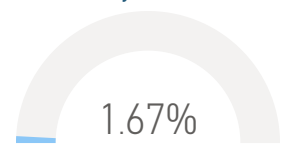
10/1/2022



4/5/2023



Past 90 Days Tickets



Ticket Summary

**8.8**  
Avg Days Open

**239**  
# Open Tix

**133**  
New Tickets

Open Tickets by Owner

Full Name	# of Open Tickets	Avg Days Open	Tickets w/ No Comments	Overdue Tickets (90)
	127	39.4	127	
Becca Elizondo	20	3.3	7	1
Rene Villegas	20	16.6	9	1
Luis Pardo	17	45.1	8	1
Matthew Navarro	9	10.9	3	
Lizbet Montiel	8	4.3		
Mark Alvarez	8	5.2	1	
Orlando Cantu	7	5.5	6	
Sylvia Guzman	7	5.7	3	
Danny Vera	5	21.9	1	
Silvano Molina	4	11.6		1
Alma Mendez	2	18.2		
Iris Martinez	2	3.5		
Rolando Fuentes	2	12.0		
Johannes Pangrestu	1	4.8	1	
Stuart Francis-Love		1.1		

Open Tickets by Departments

Department Name	# of Open Tickets
Police Department	154
Aviation	8
Engineering	8
Library	8
Utilities	7
Human Resources	6
Municipal Court	6
Solid Waste Management	5
Planning & Zoning	4
Unspecified	4
Water Billing	4
EDC	3
Boys & Girls Club	2
Building Safety	2
City Managers	2
City Secretary	2
Fire Department	2

Category

All

Status

All

Clear Filters

EDINBURG 311 CALL CENTER

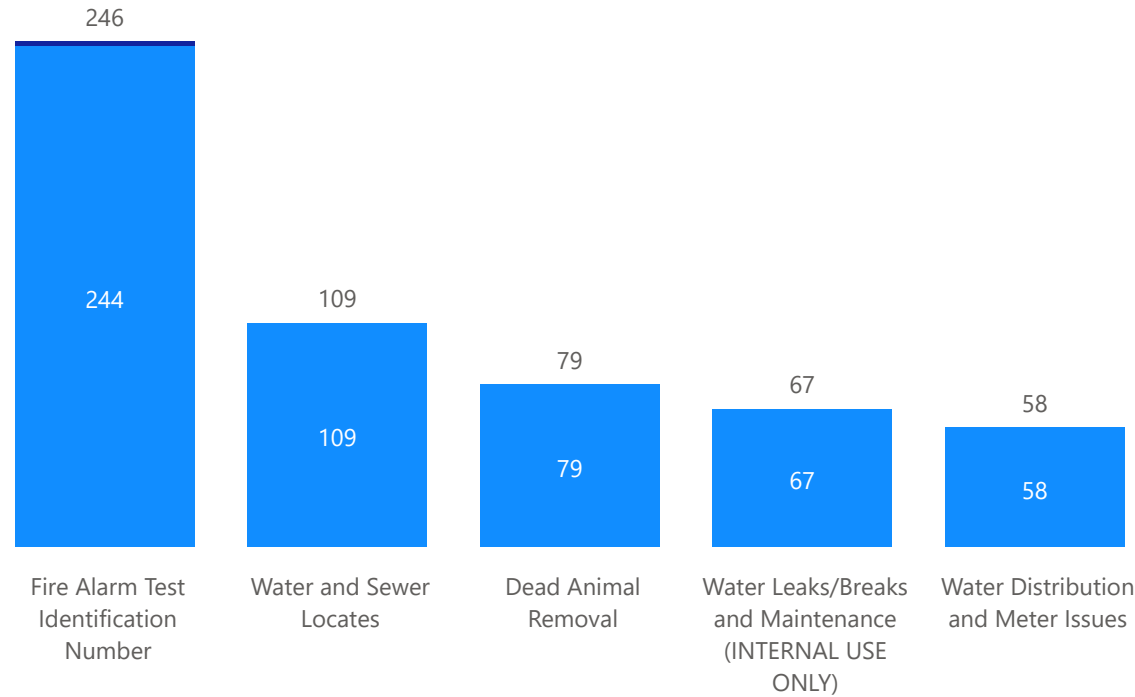
Total calls received: 6,602  
Total calls handled: 6,396  
Answer rate percentage: 97%  
Average hold time: 4 minute

EDINBURG 311 APP

Total request submitted from February 1 - February 28: 899  
Total request closed: 783  
Total request left open: 116  
Total request left acknowledged: 522  
Average days to close: 28


Top six Request Categories

Current Month Open Request



Request Category	Current Month	Pre Month	Total Open
Fire Alarm Test Identification Number	244	196	2
Water and Sewer Locates	109	133	0
Dead Animal Removal	79	52	0
Water Leaks/Breaks and Maintenance (INTERNAL USE ONLY)	67	63	0
Water Distribution and Meter Issues	58	67	0
Traffic Signs and Signals	42	33	42
Weedy Lot (48" or greater)	42	37	3
Sewer Backups and Lift Station Maintenance (INTERNAL USE ONLY)	39	39	0
Illegal Dumping	38	36	3
Inspections	29	27	0
Suggestions & Feedback	29	34	6
Pothole	28	26	27
Street Light Out	21	33	17
Parking Violations	12	17	1
Sewer and Manhole Maintenance	9	14	1
Public Education Request	6	6	3
Animal Control	5	3	1
Drainage Issues	5	0	0
Food Compliance Issue	5	4	0
Streets Curb & Gutter Maintenance	5	3	4
Missed Brush	4	4	1
Right-of-Way Maintenance	4	1	1
Bacteriological Samples	3	2	0
Missed Residential Service	3	2	0
Water Quality	3	2	1
Graffiti Removal	2	5	0
Parks & Recreation Concerns	2	0	2
Burn Permit (\$50 Fee)	1	1	0
Illegal Signs (To use by Call Center Only)	1	2	0
Missed Recycling Service	1	0	0
Stolen or Damaged Containers	1	3	0
Total	899	Page 229	116

# LIBRARY AND CULTURAL ARTS



---

## MEMORANDUM

**DATE:** April 12, 2023  
**TO:** Myra Ayala, City Manager  
**FROM:** Leticia S. Leija, Director of Library & Cultural Arts  
**SUBJECT:** March Monthly Report

---

### MEETINGS AND EVENTS

March 1 – Edinburg Arts Foundation (EAF) Meeting – L. Leija and M. Castle  
March 1 – Friends of the Library Officers Meeting – J. Tamez  
March 2 – ACE Building Planning Meeting – L. Leija and M. Castle  
March 2 – Float Decorating Planning Meeting – L. Leija and M. Castle  
March 3 – State of the City Address Directors Planning Meeting – L. Leija  
March 3 – Veterans Committee Meeting – L. Leija and M. Castle  
March 6 – COE Internal Marketing Meeting – L. Leija and M. Castle  
March 6 – State of the City Address Planning Meeting – L. Leija and M. Castle  
March 6 – Friends of the Library Brown Bag Luncheon – L. Leija and J. Tamez  
March 6 – South Texas International Film Festival (STXIFF) Planning Meeting – L. Leija and M. Castle  
March 7 – State of the City Address Planning Meeting – L. Leija and M. Castle  
March 7 – City Council Meeting – L. Leija and M. Castle  
March 9 – Cultural Activities Board Meeting – L. Leija and M. Castle  
March 10 – City of Edinburg Job Fair – L. Leija and staff  
March 10 – Veteran Committee Meeting – L. Leija and M. Castle  
March 10 – ACE Building Planning Meeting (Aesthetic Selections) – L. Leija and M. Castle  
March 12 – Library Explorer Adventure Pack (LEAP) Kickoff Event – L. Leija and staff  
March 13 – COE Internal Marketing Meeting – L. Leija and M. Castle  
March 13 – Edinburg Art & Wellness Planning Meeting – L. Leija and M. Castle  
March 13 – The Wall that Heals Planning Meeting – L. Leija and M. Castle  
March 13 – South Texas International Film Festival (STXIFF) Planning Meeting – L. Leija and M. Castle  
March 13 – Juneteenth Committee Meeting – L. Leija and M. Castle  
March 14 – The Wall that Heals Planning Meeting – L. Leija and M. Castle  
March 14 – Edinburg Arts Foundation (EAF) Meeting – L. Leija and M. Castle  
March 14 – Directors Meeting – L. Leija  
March 15 – Edinburg Arts & Wellness Planning Meeting – L. Leija and M. Castle  
March 15 – Indian Cultural Committee Meeting – L. Leija and M. Castle  
March 16 – Hidalgo County Library System (HCLS) Meeting – L. Leija, V. Caballero, and J. Tamez  
March 16 – ACE Building Planning Meeting (construction update) – L. Leija and M. Castle  
March 16 – Arts/Culture/Historic Preservation: Edinburg 2040 Meeting – L. Leija and M. Castle  
March 16 – Cultural Activities Board (CAB) Meeting – L. Leija and M. Castle  
March 17 – RGV Veterans Coalition Monthly Meeting – L. Leija and M. Castle  
March 20 – COE Internal Marketing Meeting – L. Leija and M. Castle  
March 20 – The Wall that Heals Planning Meeting – L. Leija and M. Castle  
March 20 – South Texas International Film Festival (STXIFF) Planning Meeting – L. Leija and M. Castle  
March 21-24 – Back to Basics Human Resources Annual Training – L. Leija and staff  
March 21 – Edinburg Art & Wellness Planning Meeting – L. Leija and M. Castle  
March 21 – City Council Meeting – L. Leija and M. Castle  
March 22 – The Wall that Heals Planning Meeting – L. Leija and M. Castle  
March 22 – Music Committee Meeting – L. Leija and M. Castle

March 23 – Interviews for Library Assistant I (Tech. Services) – J. Tamez and A. Navarro  
March 23 – Edinburg 2040: Government Transparency Meeting – L. Leija  
March 24 – Interviews for Library Assistant I (Tech. Services) – J. Tamez and A. Navarro  
March 24 – The Wall that Heals Planning Meeting – L. Leija and M. Castle  
March 24 – Veterans Committee Meeting – L. Leija and M. Castle  
March 27 – COE Internal Marketing Meeting – L. Leija and M. Castle  
March 27 – The Wall that Heals (route & safety logistics) Meeting – L. Leija and M. Castle  
March 27 – South Texas International Film Festival (STXIFF) Planning Meeting – L. Leija and M. Castle  
March 27 – Filipino Cultural Committee Meeting – L. Leija and M. Castle  
March 28 – Directors Meeting – L. Leija  
March 28 – TXF MOST City of Edinburg Meeting – L. Leija and M. Castle  
March 28 – Juneteenth Committee Meeting – L. Leija and M. Castle  
March 29 – Interviews Library Assistant I (Children’s Dept.) – J. Tamez and V. Caballero  
March 29 – Edinburg Art & Wellness Mapmakers Planning Meeting – L. Leija and M. Castle  
March 29 – Friends of the Library Officers Meeting – J. Tamez  
March 30 – International Book Discussion Event – L. Leija and staff  
March 30 – Interviews Library Assistant I (Children’s Dept.) – J. Tamez and V. Caballero  
March 31 – Safety Meeting: Camera Use by the Public at City Facilities – L. Leija and staff

---

### **March’s Activities**

On Wednesday, March 8, the Library & Cultural Arts Director received the *2023 Women of Distinction Award*. The RGV Hispanic Chamber of Commerce presented this award to Mrs. Leija for her hard work and dedication, involvement in the community, and commitment to bringing innovative cultural and artistic events to the community.

After months in the making, the Library Explorer Adventure Pack (LEAP) kicked-off on Sunday, March 12. The LEAP provides library patrons in the Rio Grande Valley access to various nature-themed backpacks filled with books, journals, tools, and other equipment to encourage outdoor exploration. This project is in partnership with the Texas Children in Nature Network (TCINN) and the Driscoll Health Fund, and it is part of the Wellness initiative by Mrs. Leija.



*Women of Distinction Award*



## CHILDREN'S DEPARTMENT

### REFERENCE REQUESTS:

English Reference:	298
Spanish Reference:	18

### SERVICES:

Online Catalog (Bk. Bundles):	515
Computer Assistance:	31
Computer Users:	148

### Total Programs & Attendance

Total Programs:	26
Total Attendance:	1,618



2023 International Book Discussion

The Children's Department assisted the public by answering questions, helping at the computers, promoting upcoming programs, and placing books on hold as requested. The staff continued hosting their weekly programs such as Toddler Time, Children's Basic Computer Classes, PJ Storytime, and Preschool Storytime. In addition, they attended various outreach events and hosted various school tours.

In March, the children's department celebrated National Barbie Day, during this event, Mrs. Lidia Guerra, lent 30 collectible Barbie dolls to have on display in the children's department. On the day of the celebration, Mrs. Guerra spoke about her complete collection. The children's staff offered a story time and a STEM activity. Those in attendance also got to enjoy refreshments.

On March 30, the children's department hosted their 13<sup>th</sup> annual "International Book Discussion", during this time, students from St. Matthew's Episcopal School (Edinburg), Vanguard Beethoven (Edinburg) and Oxford School (Reynosa) got together at the library to discuss the book titled *Singing with Elephants* by Margarita Engle. The participants enjoyed games and trivia questions about the story. They also had the opportunity to meet the author and ask questions via Zoom.

On March 31, the children's supervisor provided a presentation for ECISD librarians at South Middle School; during this meeting, the children's supervisor provided information about library services and promoted school library tours and "Brainfuse Help Now."

---

## CIRCULATION DEPARTMENT

### SERVICES:

Registered Patrons:	173,791
Cards Issued (eCards included):	149
E-Cards Issued:	13
Monthly Patron Count:	13,208
Total Circulation:	11,842

In March, 13,208 people visited the library, 149 new patron accounts were created, and 11,842 items were checked out. Circulation staff also renewed 3,402 books for patrons requesting an extension on their reading materials. In addition, the team collected \$682.91 in fines and \$4,215.48 in sales at the Books & Bytes Cafe.

---

## MEDIA & GRAPHICS

The Media & Graphics Department provides great designs to engage with the community via the various social media platforms. They promote all library programs as well as Cultural Art events.

Graphics:	118
Signage	17
Miscellaneous:	43
Films/Photos/Voiceover:	12

---

## REFERENCE DEPARTMENT

### SERVICES:

Online Catalog:	222
Computer Assistance:	944
Total Computer Usage:	3,860
Proctors:	3
Wireless Access Sessions:	1,885

### REFERENCE REQUESTS:

English:	739
Spanish:	219

### ADULTS:

Programs:	52
Program Attendance:	783

### TEEN/TWEEN:

Programs:	5
Program Attendance:	42



*March - Teen Art Class*

In March, the Reference staff located 222 books for patrons, placed materials on hold, and assisted 944 patrons with computer issues. Additionally, the patron computers and wireless internet were accessed 3,860 times.

In collaboration with Region One, the library continues to host the GED and ESL classes. A total of 96 students attended the GED classes throughout the month, and 170 attended the ESL classes. The library hosted 57 programs, including adult and teen programs, with a total attendance of 825 participants.

Regarding the RFID project, this month, a total of 6,598 items were tagged and encoded. Overall, the staff has tagged and encoded 94,946 items.

---

## TECHNICAL SERVICE DEPARTMENT



**MATERIAL PROCESSED/WITHDRAWN:**

Books in Print:	101,772
Audio:	1,247
Visual:	10,057
Software:	2
cloudLibrary E-Books:	9,213
cloudLibrary E-Audio Books:	<u>3,396</u>
<b>TOTAL:</b>	<b>125,687</b>


Technical Service staff cataloged 99 books, 5 audiobooks, 64 videos, 6 nature backpacks and withdrew 279 books due to being dated materials no longer relevant to the needs of our community. The staff also typed 310 spine labels and 258 pocket labels. They also placed 49 book jackets to help protect the books from damaging scuffs, spills, and grime. The staff also added 251 security tags inside the newly cataloged items to protect them from theft.

---

**Cultural Arts Monthly Report**

cc: Mayor & Council  
ACM Jesus Saenz  
Library Advisory Board

# MUNICIPAL COURT



## Municipal Court

The Municipal Court is the first level of the judicial branch of government. The Municipal Court Judge is a public official, responsible for presiding over trial and other court proceedings, performs magistrate functions, and the general administration of the court.

<b>Performance Indicators</b>	<b>March 2023</b>
Total Cases Filed with the Court	2,075
Number of Window Transactions	413
Number of Online Transactions	144
Juvenile Cases Filed	31
Juvenile Cases Revenue	\$777
Project You Program Participants	0
Community Outreach Program (Schools & Organizations)	9
Record Requests	79
Fines, Court Costs and Other Amounts Collected kept by City	\$125,092
Remitted to State	\$61,539
Total Revenue Generated	\$186,631

The Municipal Court Warrant Division aids defendants with outstanding fines that have resulted in warrants for their class C violations. Court Marshals assist defendants with offering payment arrangements, and/or other options, such as: community service, indigent assistance to dispose their citation.

<b>Performance Indicators</b>	<b>March 2023</b>
Class C Misdemeanors & Capias Pro Fine Warrants	1122
Collection Agency Referrals	0
In House Collections/Warrant Department Revenue	\$84,841

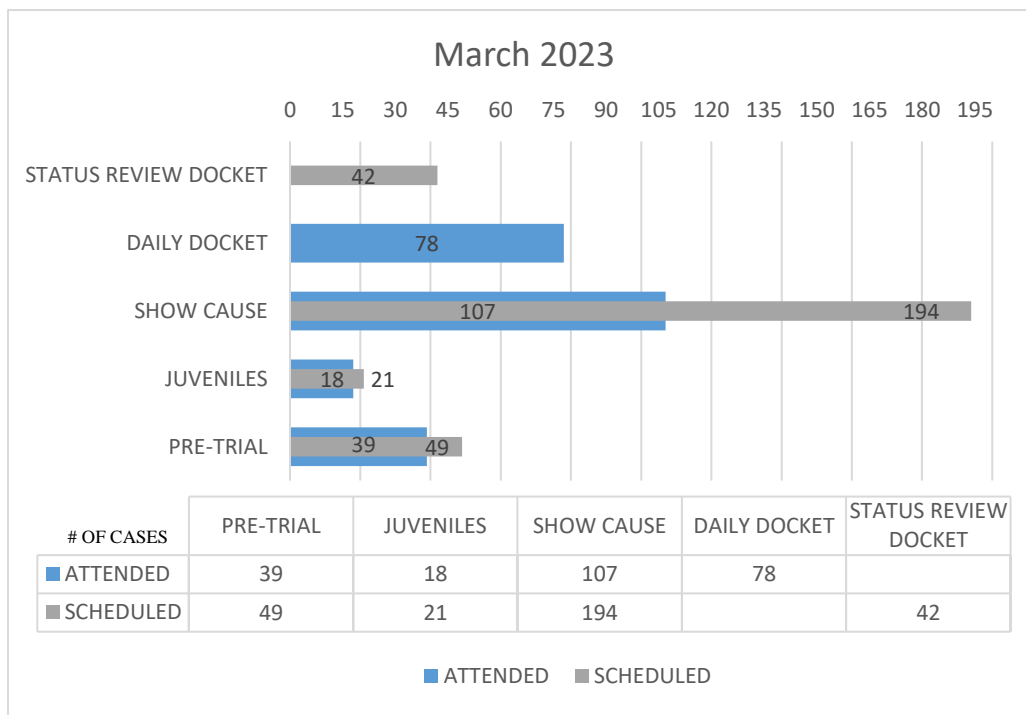
Municipal judges are authorized to warn adult offenders of their respective rights as required by law. The Municipal Court judge magistrates individuals detained on a daily basis while court clerks report these cases in a timely manner as required by Senate Bill 6 into the Public Safety Report System (PSRS).

<b>Performance Indicators</b>	<b>March 2023</b>
Magistrate Warnings Given	272
Public Safety Reporting Cases	271
Class A/B Misdemeanors & Felony Warrants	71
Interlock Ignition Orders Issued	39
Emergency Protective Orders Issued	14

Municipal court clerks are responsible for creating and maintaining court records, processing cases, preparing for and coordinating trials, and assisting court users. As cases progress through the judicial system, clerks are required to perform many technical and detailed procedures.


Court Hearings are prepared to determine temporary, agreed, or some procedural matters regarding the citations/complaints. Court clerks work diligently to provide equal and impartial justice under the law as well as; process each case efficiently and without delay.

<b>MARCH 2023 Hearings Scheduled</b>		
Pre-Trial Hearings	Juvenile Hearings	Show Cause Hearings
2	2	6



\*DAILY DOCKET: Walk ins/Zoom to speak with the Judge

# PARKS AND RECREATION





## MEMORANDUM

**DATE:** April 11, 2023

**TO:** Javier Garza, Director of Parks & Recreation

**FROM:** Rolando "Ronnie" Rodriguez, Recreation Manager

**SUBJECT:** Monthly Report for March 2023

### **Recreation Athletic Division Monthly Report for March 2023**

The Recreation Athletic Division is supervised by Ronnie Rodriguez, Recreation Manager, Domingo Rodriguez, Recreation Supervisor, Esmer Cerda, Program Coordinator II, Paulo Ibarra, Program Coordinator II, Jackie Renteria, Program Coordinator II, John Michael Trevino, Program Coordinator II, Amanda Hernandez, Program Coordinator II, and John Almeida, Program Coordinator II. The Recreation Athletic Division staff implemented the following athletic programs and special events.

**Adult basketball league** – The Men's 6' & Under Basketball League started in March and currently having games every Thursday. 14 teams participating on Thursday Nights. On Tuesday Nights we play our Open Division, we have a total 10 teams, and on Wednesday Nights we offer 35 year old and over league, we have 6 teams. Games are played at the Edinburg Parks and Recreation Center from 6:30 p.m. – 11:30 p.m.





### **LITTLE LEAGUE BASEBALL –**

The Little League Baseball began its season in March. This year we have 112 teams, first time city little league has had this many baseball and softball teams. Games will be Monday thru Saturdays. Games will be played at five different parks with 13 baseball and softball fields being used on a daily basis. LET’S PLAY BALL!



### **Summer Registration**

Summer Registration will begin in May for our athletic programs. Summer Track, Tennis, 7 on 7 flag football for jr. high, boys and girls basketball for jr. high, jv, and varsity, volleyball jr. high and jv and varsity. The summer adult leagues are also will be registering. The leagues that are being offered are adult basketball, adult softball for both men and women, and adult co-ed volleyball.

**STAFF MEETINGS** – My staff and I have attended department, supervisors meetings. These meetings are held weekly. With Parks and Rec Directors and Supervisors. We also meet weekly with our Program Monitors. These meetings consist of our team always being updated on the ongoing situations or concerns that should be addressed accordingly.

**CITY OF EDINBURG RECREATION CENTER,**  
**FAMILY LEISURE RECREATION PROGRAMS AND SPECIAL EVENTS**

The Edinburg Recreation Family Leisure Programs, is managed by Anthony Davila Recreation Manager. The recreation center support staff consists of Supervisor Jesus Rodriguez, Program Coordinator II, Fernando De La Garza and Yolissah Rodriguez; as well as Program Coordinator I Norberto Guerra. Being Promoted to Program Coordinator I is Jazmin Loreda and Austin Luna.

All full time staff coordinate and implement as many special events and programs for the children and adults of our community. Currently the Recreation Center is open for operation Monday-Friday 8:00 a.m. –8:00 p.m.

Other sites being utilized to conduct these programs beside the Edinburg Parks & Recreation Center are as follows: Edinburg Jaycee Center and soon the El Tule building.

**STAFF DEVELOPMENT & TRAINING**

In order to provide better service to the citizens of Edinburg and our members, the staff at Edinburg Parks & Rec conducted several in-house training throughout the month of March. The following topics were discussed at various staff meetings.

- Monthly Training (Full-Timers)
  - Once a month the Full Time staff members have a monthly training, the month of March was preparations for Hometown Heroes Half Marathon.
- Weekly Meeting (With Managers)
  - Every week Full-Timers meet to discuss the weekly agendas and assignments. Discussed were improvements in classes, communication, upcoming events and innovative ideas.

**FAMILY LIESURE RECREATION AND MEMBERSHIP PROGRAM**

In the month of March, we had a strong amount of participants that signed up; our programs have been steady and maxing out in some classes.

We continued our afterschool membership, memberships are Monday through Thursday 3:00 p.m. to 8 p.m. and Fridays 3:00 p.m. to 6:00 p.m. Membership includes school breaks (Spring Break and other days that ECISD will be off) hours for these camps are 7:30 a.m. to 5:30 p.m. and includes nutritional meals breakfast and lunch.

**SPOTLIGHT EMPLOYEE**

For the Edinburg Parks and Recreation spotlight employee of the month we have selected **Austin Luna**. This individual has made an outstanding contribution. Their performance and quality of hard work has been extraordinary. They have shown superb instructing and great communication skills with coworkers. We thank you for your fascinating work ethics and dedication.



**Cool Kid of the Month**  
**(RECREATION MEMBERSHIP PROGRAM)**

Cool Kid of the Month **March** is awarded to the student that is in participation with the City of Edinburg Parks & Recreation Department Recreation Membership after School Program. The awarded individual has not only shown excellent involvement in their program/activities but has shown unmeasurable intangibles, humbleness, dedication, punctuality and leadership. The participant has also shown respectful manners and great behavior, as representation of their program, instructors, the department and The City of Edinburg. For the month of **March** 2023, we proudly present the award to **Adner Garcia**.



## **Cool Kid of the Month (Recreation Program)**

Cool Kid of the Month is awarded to student that is in participation in the Family Leisure Recreation Programs. The awarded individual has not only shown excellent involvement in their program but has shown unmeasurable intangibles, humbleness, dedication, punctuality and leadership. The participant has also shown respectful manners and great behavior, as representation of their program, instructors, the department and The City of Edinburg. For the month of **March** 2023 we proudly present the award to **Yolinah Moncada** from arts and crafts.



## **City of Edinburg Hometown of Heroes Half Marathon**

The 3<sup>rd</sup> Annual City of Edinburg Hometown of Heroes Half Marathon was a major success, we had over 200 registered participants that crossed over 13 miles across City of Edinburg from HEB Park, Fire Department Station 2, UTRGV, City Hall and Police Department to name a few places.

For the first time we had a JROTC challenge, Edinburg High School took 1<sup>st</sup>, 2<sup>nd</sup>, 3<sup>rd</sup> and 4<sup>th</sup> place individuals and Robert Vela took 1<sup>st</sup>, 2<sup>nd</sup> and 3<sup>rd</sup> Place in the Relay team.

We had volunteers from all Edinburg High School JROTC to help with traffic control.

We would like to thank all departments and volunteers for assisting this event.



## **Molina vs Kean Watch Party**

The City of Edinburg Parks and Recreation hosted a watch party of Assistant Director Eric Molina boxing match on March 23<sup>rd</sup> at the City of Edinburg Parks and Recreation building.



### **1) Future Events:**

- a. **May 13<sup>th</sup>, 2023 – Mommy and me**
- b. **May 19<sup>th</sup>, 2023- City of Edinburg 7<sup>th</sup> Annual Cardboard Race Regatta**
- c. **May 27<sup>th</sup>, 2023 – City of Edinburg Spring Community Garage Sale**

**DATE:** March 2, 2023  
**TO:** Mr. Javier Garza, Director of Parks & Recreation  
**FROM:** Nicholus A. Villarreal, Aquatics Manager  
**SUBJECT:** March Report

---

### **Daily Operations**

- Daily operations of managing Four City Splash Pads, Municipal Waterpark & Fountain Pool & Promenade Water Gardens
- Daily park visits (7 days a week, twice a day), Water Testing, Chemical Computer Operations Check, Chemical Inventory & Safe Storage, Filtration Systems, Filter Pressures, Chemical Injections Systems, Splash Pad Spray Feature Pumps.

### **Aquatics – Facility & Program Summary**

- Dr. Diaz Splash Pad, North Park Splash Pad, Municipal Park Splash Pad, Freddy Gonzalez Splash Pad are open daily to public.
  - Spring hours are 8:00 AM – 7:00 PM
- Programs are as follows
  - Early Morning Lap Swim 5:00AM – 8:00AM
  - Evening Lap Swim 6:30PM – 8:30PM
- Daily ECISD Swim Practice

### **Special Project & Event Updates**

- Exterior of the pool house is near completion. Interior of the pool house is on its way.
- Pirates Cove decking, sunshades, pump & filtration systems have been installed.
  - Next are shade fabrics, inner pool plaster and electrical.
- Aquatic staff assisted in the successful events of the Dirty Duathlon Race & the Municipal Park Easter Egg Hunt.
- Facility equipment, uniforms & prepping is ongoing for this upcoming season.

# MEMORANDUM

**TO:** Javier Garza, Parks & Recreation Director

**FROM:** Luis A. Rodriguez, Parks Operations Manager

**DATE:** April 5, 2023

**SUBJECT:** Monthly Report for March 2023

The City of Edinburg Parks Division worked diligently carrying out tasks this month. Below is a summary of the activities for each respective division.

**PARKS DIVISION** – The Parks Division is managed by Jesus Lopez, Jr., Assistant Park Manager, with the assistance of Osvaldo Garza, Parks Supervisor. The following tasks were accomplished by park crewmembers at all City parks and buildings.

## MONTHLY MAINTENANCE LOCATIONS:

Parks: Jaycee, Fountain, West, Apollo, Frontier, Cenizo, Citrus, Dr. Gilberto Diaz, Bicentennial, South, Memorial, Freddy Gonzalez, Norma Linda Trevino, Escandon, Municipal, Will Looney, Janet Vacker, Jacob De La Garza North, Doolittle Nature Bike Trail, Jackson Walk/Jog Trail, Chapin Pond Walk/Jog Trail and Vanguard All-Inclusive Park.

Work/Jog Trails: N. Jackson Rd. between N. Schunior St. and Wisconsin Rd.  
Wisconsin Rd. between N. Jackson Rd. and Sugar Rd.  
W. Freddy Gonzalez Dr. between Sugar Rd. and S. Closner Blvd.

Buildings: Activity Center, Public Library, Auditorium, City Hall and City Hall Courtyard, City Amphitheatre, Central Fire Station, Fire Sub-Station 2 and 3, Police Department, El Tule, Fountain Pool, Municipal Pool, Fountain Center, Police Firing Range, Fire Department Drill Field, Memorial & Municipal pavilions before and after being rented out, Wellness Center and Park Shop.

## Day to Day Operations -

1. Mowed, trimmed, cleaned public restrooms, removed graffiti, beautified and picked up litter bi-weekly at all parks and buildings listed above.
2. Worked on all athletic fields that were rented out for practices or tournaments.
3. Continued working on all athletic ballfields for current Adult Softball season and upcoming Little League Season.

SPECIAL PROJECTS:

Completed Projects

1. Installed new scoreboards to athletic fields at Memorial and Bicentennial Park.

Ongoing Projects

1. Construction of De Zavala City/School Park.
2. Construction of restrooms at South Park Skate Park.

Pending Projects

1. Install irrigations system to the east and west side of North Pavilion at Municipal Park.
2. Install new playscape at Dr. Diaz Park.

Assisted in the following Special Events:

1. Fiesta Edinburg Event.
2. Outdoor Expo held at Municipal Park.

**MEETINGS:** - I or staff have attended all meetings required this month that include but are not limited to City of Edinburg Staff meetings, Parks and Recreation Board Meetings, Parks and Recreation Staff meetings, City Council Meetings, Administrative Meetings, and other City related meetings.

To: Javier Garza, Director of Parks & Recreation Department

From: Brandon Alaniz, World Birding Center Manager

CC: Department Files

Date: 4/11/2023

Re: Edinburg Parks & Recreation Department Monthly Report  
World Birding Center Division



### **CITY OF EDINBURG WORLD BIRDING CENTER**

The Edinburg Scenic Wetlands & World Birding Center is one of 9 distinct locations given the title “World Birding Center”. Programs and Operations are managed by Brandon Alaniz, World Birding Center Manager. On Staff at WBC are Team Leads: Daniela Martinez, World Birding Center Coordinator, Veronica Guzman, Environmental Education Coordinator, David Flores, World Birding Center Coordinator. Gabriel Montalvo Garden/Nursery Coordinator, and Bianney Vasquez, Program Coordinator II.

All Leads coordinate to fulfill their duties and implement as many various special events and programs for the children and adults of our community while promoting education literacy and nature conservation. Currently the WBC is open for operation Monday-Friday 8:00 a.m. – 5:00 p.m. Saturday 8:00 a.m. - 6:00 p.m. and Sunday 1:00 p.m. – 6 p.m.

### **STAFF DEVELOPMENT & TRAINING**

The following topics were discussed at various staff meetings.

- Meeting with all team leads to discuss recap of March and outlook for March. Discuss upcoming events and prepare programming for the month of March.
- End of month recap with outlook and setting of goals for April.
  - Field Trips
  - Rental Bookings, Events/Outreaches
  - Birding Season Continued
  - Goals for the month of April
    - Apply Mission Statement Daily
    - Innovate to find new & creative ways to service the community.
    - Increase Social Media Presence
    - Promote a friendly and welcoming establishment
    - Be adaptable

### **WBC PROGRAMS & ACTIVITIES HIGHLIGHTS**



#### **UTRGV Pre-Service Teacher Tour**

On March 1, pre-service teachers attending UTRGV visited the EWBC for a two-hour **Wetland Tour**. To illustrate how they can incorporate outdoor learning into their curriculum and apply science in a hands-on way, they visited Discovery Pond and conducted water chemistry tests, and they went on a guided tour of the grounds. The program was attended by 27 educators.



### Garcia Elementary, Anaya Elementary, Ballew High School: Self-led Tour



On March 4, Pre-K through 12<sup>th</sup> grade students enrolled in a Saturday enrichment program at Garcia and Anaya Elementary Schools and Ballew High School (PSJA) visited the EWBC for a **Self-led Tour** of the grounds. To facilitate their experience, several self-led activities were available to them on the grounds, including two trail walks. Scavenger hunt sheets and an EWBC field guide were provided to the teachers. **Three-hundred** students and teachers participated in the activities.


### Capable Kids: RGV Wildlife



On March 15, children and parents of Capable Kids visited the EWBC for a one-hour **RGV Wildlife Program**. The students learned about some of the animals that call the RGV home during a show-and-tell presentation. The program was attended by 87 students and teachers.

### Bird Walks

In March, The EWBC hosted 5 bird walks. They were attended by over 60 people and over 113 different species of birds were identified including rare sightings such as: Mallard Duck, Northern Parula, Mississippi Kite, and Prothonotary Warbler.



### Community Garden Photos



## **SPOTLIGHT EMPLOYEE**

For the World Birding Center spotlight employee of the month we have selected **Moises Rodriguez**. This individual has taken initiative and proven to go above and beyond. They show diligence and dedication in their work and even gone above their regular duties to make sure the division is in the best position to succeed.



## **SOCIAL MEDIA / OUTRECH**

### **Instagram:**

Followers Beginning of Month: 1,354

Followers End of Month: 1,420

### **Facebook:**

Followers Beginning of Month: 12,514

Followers End of Month: 12,631

## **E V E N T S:**

**Friday, March 9, 2023 | Edinburg HS Career Day**

This event was hosted by Edinburg High School was created to help introduce students to different career paths they could potentially choose in the future. For this event our Environmental Educator, William, and Garden Coordinator, Gabriel, accompanied me to showcase the diverse fields you can find at our center. We explained different nature oriented career paths that can be done from ornithology, ecology, biology, environmental science, and communications. This event helped us connect with our youth demographic while also promoting upcoming events and the various volunteer opportunities we offer.

**Attendees: 163**



**Friday, February 24, 2023 | FESTIBA Community Day**

This event was hosted by The Edinburg Dustin Sekula Memorial Library to create engagement with our local community. At this event we were able to provide an activity which entailed children to choose their favorite stone and get creative with coloring it. The purpose of this activity is to help support children's creativity outlets, learning new art techniques, and help improve patience. Our booth displayed promotional items including our guided bird walk flyers, informational brochures on our common species, bookmarks, and promotional magnets/rulers. This event helped us connect with local parents and our youth demographic.

**Attendees: 47**

## **PROJECTS / UPCOMING EVENTS:**

- Wetland programs / Field Trips
- Ebony Earth Day Outreach
- Seed Library/Nursery Expansion
- Eagle Scout Project

## **EWBC VISITATION REPORT**

Below are the totals for the month of **March** 2023.

### **MONTH TOTALS**

Center Visitors	4,457		TOTAL
		569	<i>Adults</i>
		808	<i>Children &amp; Students</i>
		302	<i>Seniors, 55+ &amp; Veterans</i>
		239	<i>Members &amp; Nature Site Staff</i>
		40	<i>Photography groups</i>
		1,778	<i>Free entry (walk-ins)</i>
		721	<i>Program Attendance</i>
Outreach	261		

## **GIFT SHOP SALES**

Merchandise	\$ 2,352.42
Sales Tax	\$ 185.02
Admissions	\$ 3,957.00
Programs	\$ 1,605.00
Memberships	\$ 545.00
Rentals	-
Contributions/Other	\$ 106.66
Refunds/Adjustments	\$ -
<b>TOTAL</b>	<b>\$ 8,751.10</b>





# LOS LAGOS GOLF COURSE

**Month: March**

2023: \$166,678

Putter's Grill: \$18,620

2022: \$151,422

Putter's Grill: \$15,619

**10.08 % INCREASE**

**YTD: October 2022 – March 2023**

\$ 798,412

Putter's Grill: \$66,074

**Previous FY YTD: October 2021–March 2022**

\$710,239

Putter's Grill: \$71,270

**12.41 % ABOVE PREVIOUS FY YTD**

---

## **Rounds Overview**

**Mar 2023: 3,571**

**FY '22-'23: 18,384**


**Mar 2022: 3,975**

**FY '21-'22: 35,388**

## Sales and Cash Overview: 03/01/23 to 03/31/23

### Sales Transactions

Sales Rollup	Sales Rollup 2	Quantity	Total Sales \$	Sale Tax \$	Fee Amount	Total Sales + Total Tax & ..
Cart Rentals	9-Hole	464	\$3,002.08	\$245.92	-	\$3,248.00
	18-Hole	1,705	\$11,100.83	\$913.17	-	\$12,014.00
	<b>Total</b>	<b>2,169</b>	<b>\$14,102.91</b>	<b>\$1,159.09</b>	<b>-</b>	<b>\$15,262.00</b>
Driving Range Fees	Range Balls	1,382	\$7,607.50	\$622.50	-	\$8,230.00
	<b>Total</b>	<b>1,382</b>	<b>\$7,607.50</b>	<b>\$622.50</b>	<b>-</b>	<b>\$8,230.00</b>
Event Services	Tournament	106	\$18,028.00	-	-	\$18,028.00
	<b>Total</b>	<b>106</b>	<b>\$18,028.00</b>	<b>-</b>	<b>-</b>	<b>\$18,028.00</b>
Food & Beverage	Alcoholic Beverages	2,348	\$6,684.04	\$558.88	-	\$7,242.92
	Concession Sales	2,312	\$4,529.08	\$370.12	-	\$4,899.20
	Kitchen Sales	1,770	\$5,118.27	\$403.79	-	\$5,522.06
	Water Bottles	595	\$955.55	-	-	\$955.55
	<b>Total</b>	<b>7,025</b>	<b>\$17,286.94</b>	<b>\$1,332.79</b>	<b>-</b>	<b>\$18,619.73</b>
Golf Rentals	Golf Club Rental	27	\$257.00	\$21.33	-	\$278.33
	<b>Total</b>	<b>27</b>	<b>\$257.00</b>	<b>\$21.33</b>	<b>-</b>	<b>\$278.33</b>
Greens Fees	9-Hole	636	\$11,419.50	-	-	\$11,419.50
	18-Hole	2,935	\$66,615.00	-	-	\$66,615.00
	<b>Total</b>	<b>3,571</b>	<b>\$78,034.50</b>	<b>-</b>	<b>-</b>	<b>\$78,034.50</b>
Membership Fees	Memberships	44	\$16,644.70	\$375.30	-	\$17,020.00
	<b>Total</b>	<b>44</b>	<b>\$16,644.70</b>	<b>\$375.30</b>	<b>-</b>	<b>\$17,020.00</b>
Retail - Hard Goods	Bags	1	\$199.00	\$16.42	-	\$215.42
	Balls	394	\$3,254.38	\$268.40	-	\$3,522.78
	<b>Total</b>	<b>395</b>	<b>\$3,453.38</b>	<b>\$284.82</b>	<b>-</b>	<b>\$3,738.20</b>
Retail - Soft Goods	Accessories	110	\$356.14	\$24.67	-	\$380.81
	Gloves	61	\$818.64	\$42.15	-	\$860.79
	Hats	39	\$1,039.80	\$85.78	-	\$1,125.58
	Men's Apparel	73	\$3,736.20	\$308.16	-	\$4,044.36
	Men's Footwear	15	\$720.76	\$59.47	-	\$780.23
	Women's Apparel	9	\$254.87	\$21.00	-	\$275.87
	<b>Total</b>	<b>307</b>	<b>\$6,926.41</b>	<b>\$541.23</b>	<b>-</b>	<b>\$7,467.64</b>
<b>Grand Total</b>		<b>15,026</b>	<b>\$162,341.34</b>	<b>\$4,337.06</b>	<b>-</b>	<b>\$166,678.40</b>



# EBONY HILLS GOLF COURSE

**Month:** March

2023: \$39,742

2022: \$31,093

**28.04 % INCREASE**

**YTD:** October 2022 – March 2023

\$189,660

**Previous FY YTD:** October 2021–March 2022

\$154,694

**22.60 % ABOVE PREVIOUS FY YTD**

---

## **Rounds Overview**

**Mar 2023:** 1,701

**FY '22-'23:** 8,883

**Mar 2022:** 1,572

**FY '21-'22:** 11,523

## Sales and Cash Overview: 03/01/23 to 03/31/23

### Sales Transactions

Sales Rollup	Sales Rollup 2	Quantity	Total Sales \$	Sale Tax \$	Fee Amount	Total Sales + Total Tax & ...
Cart Rentals	-	33	\$152.46	\$12.54	-	\$165.00
	9-Hole	189	\$879.41	\$72.59	-	\$952.00
	18-Hole	1,124	\$8,294.19	\$683.81	-	\$8,978.00
	Total	1,346	\$9,326.06	\$768.94	-	\$10,095.00
Food & Beverage	Alcoholic Beverages	2,537	\$6,031.59	\$496.91	-	\$6,528.50
	Concession	1,322	\$1,437.30	\$100.20	-	\$1,537.50
	Total	3,859	\$7,468.89	\$597.11	-	\$8,066.00
Golf Rentals	-	6	\$55.44	\$4.56	-	\$60.00
	Total	6	\$55.44	\$4.56	-	\$60.00
Greens Fees	-	1,302	\$18,191.80	-	-	\$18,191.80
	9-Hole	364	\$636.00	-	-	\$636.00
	18-Hole	35	\$108.00	-	-	\$108.00
	Total	1,701	\$18,935.80	-	-	\$18,935.80
Membership Fees	-	5	\$1,990.00	-	-	\$1,990.00
	Total	5	\$1,990.00	-	-	\$1,990.00
Retail - Soft Goods	-	76	\$544.85	\$44.75	-	\$589.60
	Accessories	6	\$5.52	\$0.48	-	\$6.00
	Total	82	\$550.37	\$45.23	-	\$595.60
Grand Total		6,999	\$38,326.56	\$1,415.84	-	\$39,742.40

**EDINBURG GOLF ADVISORY BOARD  
REGULAR MEETING**

**CITY OF EDINBURG – PARKS & RECREATION  
LOS LAGOS GOLF COURSE & EBONY HILLS GOLF COURSE  
\*IN-PERSON & ZOOM MEETING\***

**March 2, 2023  
12:00 PM**

**MEMBERS PRESENT**

Mr. Armando Guerra, Vice President  
Mr. Juan Garcia, Board Member  
Mr. Bill Carlson, Board Member  
Mr. Zeke Morales, Board Member  
Mr. Henry Mayo, Board Member

**MEMBERS ABSENT:**

Mr. Donato Amaya, Board Member

**STAFF:**

Mr. Juan De La Cruz, Golf Course Manager  
Mr. William Walls, Golf Course Manager  
Mr. Jose Lopez, Golf Supervisor  
Ms. Samantha Solis, Office Specialist

**Guest:**

Mr. Tom Reyna, Asst. City Manager

**ITEM I. CALL MEETING TO ORDER**

Mr. Armando Guerra called meeting to order at 12:00 pm.

A. Roll call conducted by Samantha Solis

B. Donato Amaya - Absence Excused

**ITEM II. PUBLIC COMMENTS – None.**

**ITEM III. CONFLICT OF INTEREST DISCLOSURE - No conflict of interest disclosed.**

**ITEM IV. APPROVAL OF MINUTES – Minutes Approved for February 6, 2022**

**ITEM V. DIRECTOR/MANAGER REPORT**

A. **Los Lagos Golf Club** – Jose Lopez: February 2022 totaled \$139,372 (Putter's Grill \$15,832) and a 38.54% increase when compared to the previous year. Year to date, Los Lagos is at \$631,734 (Putter's Grill \$47,454), which is 13.05% above the previous YTD of \$558,817 (Putter's Grill \$558,817). Rounds have also seen an increase from 2,680 in 2022 to 3,315 in 2023. Mr. Juan De La Cruz states there has been an increase in play from the Winter Texans that has made all the difference in the revenue numbers. While there has also been an increase in a tournaments, he states the majority of revenue is from the overall increased play.

Mr. Armando Guerra questions if there have been any cart issues at Los Lagos, such as longer wait times, and if customers are getting upset. Mr. Jose Lopez clarifies that while sometimes there is a slowdown and carts out of play due to cart issues, these are normal issues. Nothing out of the ordinary has come up.

Mr. Henry Mayo states the importance of aerating the greens to keep the greens in the best position. Mr. Juan De La Cruz responds that maintenance is keeping up with the necessary duties. The new pump has been working well with hydrating the course but he does not want to use the current aerating machine for the fairways at the moment. He continues to state that Arturo Lopez will be leaving the golf course due

to a job over he could not refuse, and an internal hire will be taking his place. Mr. Henry Mayo agrees with the internal hire to keep someone knowledgeable on RGV grass in play. Mr. Henry Mayo adds that someone will need to take the position under and also be knowledgeable in all aspects. Mr. Tom Reyna states in agreement that an internal hire is the best decision to be made for the golf course.

Mr. Juan De La Cruz states the year long wait for a greensmower is over. Both golf courses have received their machinery and they will begin training on it to ensure they are using it in the best way.

Mr. Bill Carlson questions the progress on the sand traps. Mr. Juan De La Cruz states it was not in the budget for this year, but has not been forgotten. He will be adding it as a request in the coming fiscal year in the hopes they will be able to advocate the money for the much needed project.

A brief conversation is had on some of the maintenance procedures and different ways to potentially aerate the greens.

Mr. Henry Mayo questions if holes will be closed for birthday parties. Mr. Juan De La Cruz clarifies of the situation. He states a woman whose home is on #6, which is high traffic, asked if the hole could be closed during a child's birthday party. Mr. Joe Lopez had then brought up the idea of moving the tee box so that play would be possible, without the danger of a golf ball hitting a child. Mr. Henry Mayo asks if this is something ongoing and will be done for everyone. It is clarified by management that the potential danger was there for a child to be injured, or possibly worse, by a flying golf ball. The resident had reached out to the director to request a modification of the hole. It was approved by management and the hole was modified for the duration of the party. Mr. Eric Molina clarifies that it could have been clarified to all the customers going through better. It is addressed that each situation that arises will be looked at as a case to case basis and necessary adjustments can and will be made when deemed necessary. A brief discussion is had on the situation, modifications, and clarifications of what situations may be deemed acceptable. It was also discussed rules and regulations against damage done to property or residents.

- B. Ebony Hills Golf Club** –William Walls: February 2022 totaled \$35,002 and a 46.48% increase when compared to the previous year which sat at \$23,895. Year to date, Ebony Hills is at \$149,918), which is 21.29% above the previous YTD of \$123,602. Rounds have also seen an increase which Mr. William Walls states is due to the increased play that the course has seen during these winter months.

Mr. Tom Reyna makes note of a couple of gentlemen from Citrus Park that showed their appreciation for the staff at Ebony Hills and always making them feel welcomed. He continues to discuss the status of the bridge, which is waiting for the geo-technical report to be sent to the builder. He is hopeful the project will not have to go out for bid.

Mr. Tom Reyna reminds the board of the city council meeting and is requesting their presence to discuss the future of Ebony Hills. He continues to briefly discuss what the council will be asking and his plan for fund allocation.

A discussion is had on other potentials for the course and the master plan, including using any extra funds for other projects and what would make the golf course better that can be discussed and presented to City Council.

Mr. Zeke Morales touches on the topic of the schools and the potential of more students playing at Ebony Hills to help Los Lagos and congestion. Mr. Tom Reyna clarifies that there have been additional schools that have joined the golf community, such as Vanguard, STISD, IDEA, and UTRGV interested in bringing students to the courses. He states he hopes that the same kids playing with their high schools will be able to continuously come back throughout their life. Mr. Bill Carlson states the expanded use of Ebony for the students and the necessity of providing food options for everyone that comes by.

A brief discussion is had on students and summer programs at both golf courses and where the potentials for success may be.

Mr. Tom Reyna reiterates the importance of any and all potentials being brought up to City Council to show how the golf course can be prosperous.

**ITEM VI. NEW BUSINESS**

A. None

**ITEM XII. ADJOURNMENT**

There being no further business to consider, a motion to adjourn the meeting was made.  
Meeting adjourned at 12:54 pm.


A handwritten signature in black ink, appearing to read 'S Solis', with a stylized, cursive script.

Samantha Solis

4/12/2023

Minutes Approved

# PLANNING AND ZONING





PLANNING & ZONING  
Monthly Board Report



MARCH 2023

PLANNING & ZONING COMMISSION

	Approved	Disapproved	Tabled	Withdrawn	MAR 2023	FYTD
<b>Subdivisions</b>						
<i>Preliminary</i>					3	15
<i>Replat</i>					0	0
<i>Final</i>					0	19
<b>Subdivision Variances</b>					0	9
<b>Abandonments</b>					0	0
<b>Rezoning / Plan Amendments</b>					7	29
<b>Initial Zonings</b>					0	0
<b>Special Use Permits</b>					0	0

ZONING BOARD OF ADJUSTMENT

	Approved	Disapproved	Tabled	Withdrawn	MAR 2023	FYTD
<b>Variances</b>					0	5

CITY COUNCIL

	Approved	Disapproved	Tabled	Withdrawn	MAR 2023	FYTD
<b>Abandonments</b>					0	0
<b>Annexation Petitions</b>					0	1
<b>Annexation Ordinances</b>					0	1
<b>Subdivision Variances</b>					0	6
<b>Sign Variances</b>					0	0
<b>Rezoning / Plan Amendments</b>					7	29
<b>Initial Zonings</b>					0	0
<b>Special Use Permits</b>					0	4
<b>Development Agreements</b>					0	0

PLANNING & ZONING  
**Monthly Report Summary**



**MARCH 2023**

Monthly Tasks Processed	March 2023	FYTD
Zonings	7	44
Special Use Permits	2	4
ZBA Variances	2	5
Abandonments	0	0
Preliminary Subdivision Plats	3	12
Final Subdivision Plats	0	19
Subdivision and Sign Variances	0	13
Annexation/Annexation Ordinances	0	0
Minor Plats	2	9
Pre-Development Meetings	7	54
Site Plan Reviews	5	25
Zoning Verification Letters	0	8
Certificates of Compliance	42	80
Plat Recordings	5	26
Inspections	54	233
Building Permits	285	760
Public Information Requests	4	24
Phone Calls	275	1477
Walk-Ins	105	765
		0
<b>Total</b>	<b>798</b>	<b>3558</b>

## Monthly Subdivision Report Ending March 31, 2023


Planning Department

	Zoning	Type of Development	Number of Lots	Acres
<b>New Subdivisions</b>				
Las Fuentes Heights on Rincon	Townhomes	Single Family	26	3.15
Brownwood Phase 3	Primary Res.	Single Family	24	5.00
AMIG Heights	Townhomes	Single Family	32	3.24
Tacos De Guero No. 2	Commercial Gen.	Commercial	1	0.90
Jose Luis	Suburban Res.	Single Family	3	5.00
				0.00
				0.00
			<b>Total Acres:</b>	17.29
			<b>FYTD:</b>	514.28

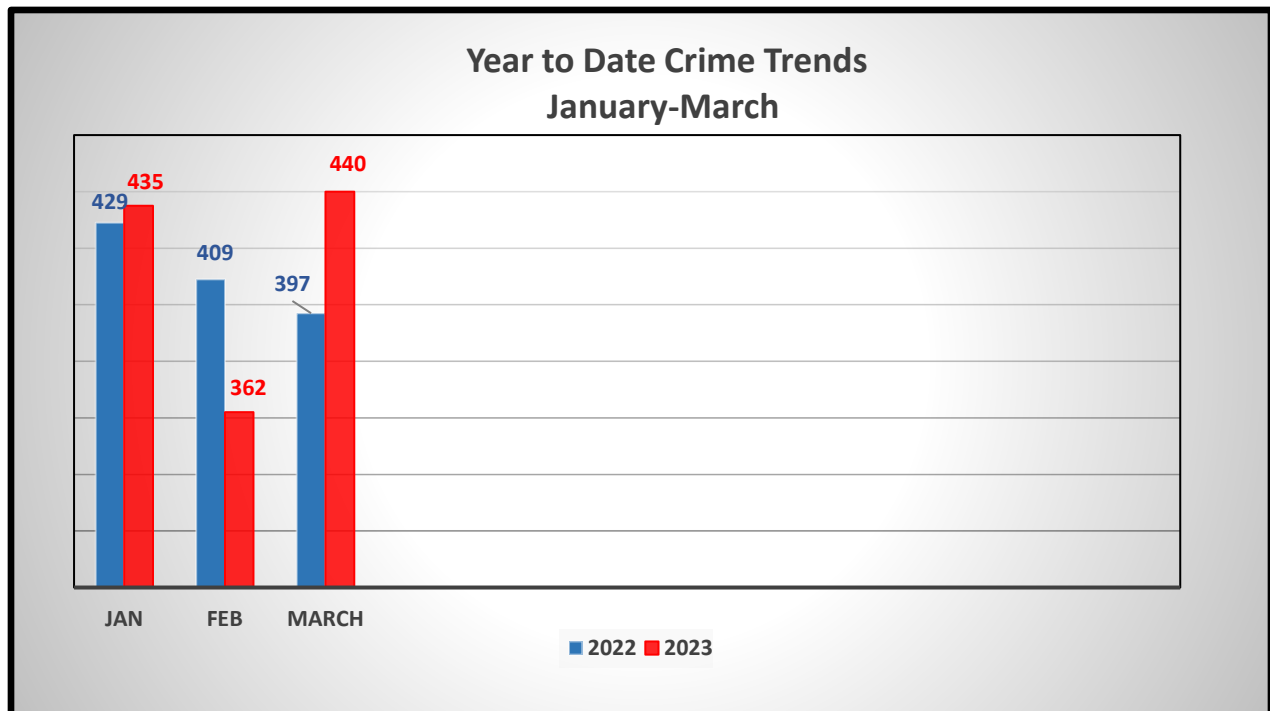
<b>Subdivisions Receiving Final Approval Subdivisions</b>				
			0	0
			<b>Total Acres:</b>	
			<b>FYTD:</b>	

<b>Recorded Subdivisions</b>				
Alberta Heights	ETJ	ETJ	82	18.49
Caledonia West	Primary Res.	Single Family	84	20
Enchanted Estates	ETJ	ETJ	8	9.25
Hyde Park Plaza	Commercial Gen.	Commercial	1	2.131
Sol Alegre Phase 1	Primary Res.	Single Family	130	24.85
			<b>Total Acres:</b>	74.72
			<b>FYTD:</b>	450

# POLICE



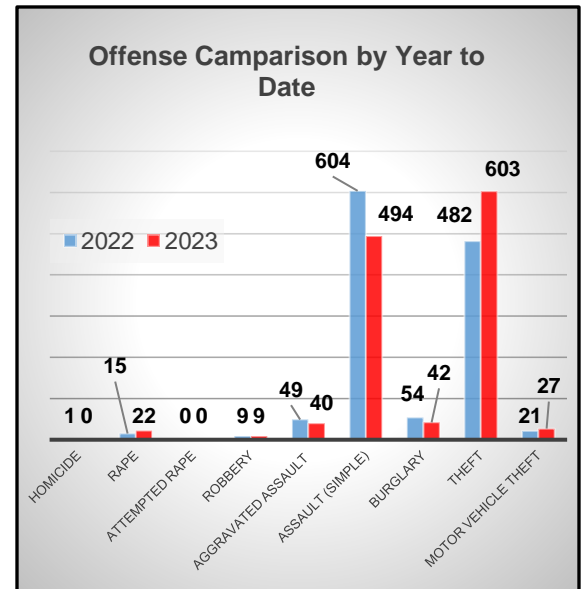
# NIBRS CRIME TRENDS YTD



NIBRS Crime Total January-March		
Year	2022	2023
Total	1235	1237
Comparison	0.16%	

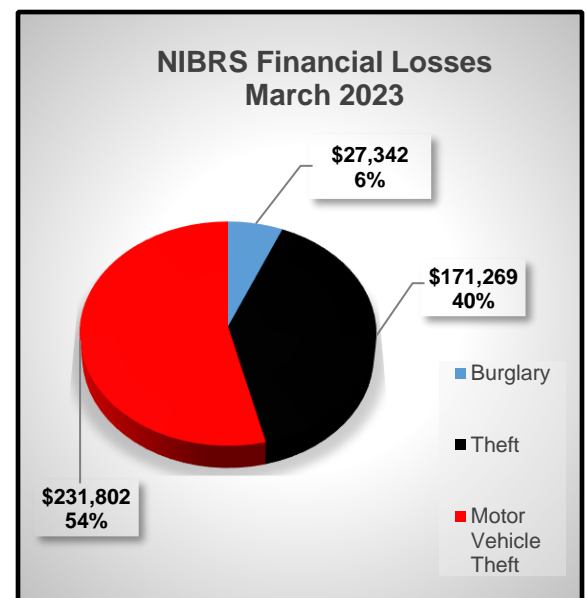
# Records NIBRS Reporting Jan-March

City of Edinburg Police Department			
Summary of Volume By Offense January-March			
Classification of Offense	2022	2023	% Difference
Homicide	1	0	0%
Rape	15	22	46.67%
Attempted Rape	0	0	0%
Robbery	9	9	0%
Aggravated Assault	49	40	-18.37%
Assault (Simple)	604	494	18.21%
Burglary	54	42	-22.22%
Theft	482	603	25.10%
Motor Vehicle Theft	21	27	28.57%
Total Offenses Reported	1235	1237	0.16%



- A year to date total of 1,237 offenses were reported.
- An increase of 0.16% compared to 2022.
- Financial losses reported an increase of 16.90% compared to March 2022.
- Theft accounted for 40% of the financial losses of all crimes for the reporting month.

Financial Losses Comparison			
Description	March 2022	March 2023	Difference %
Burglary	\$127,739	\$27,342	-79%
Theft	\$93,686	\$171,269	83%
Motor Vehicle Theft	\$146,750	\$231,802	58%
<b>Total</b>	<b>\$368,175</b>	<b>\$430,413</b>	<b>16.90%</b>





# Arrest Data Comparison March

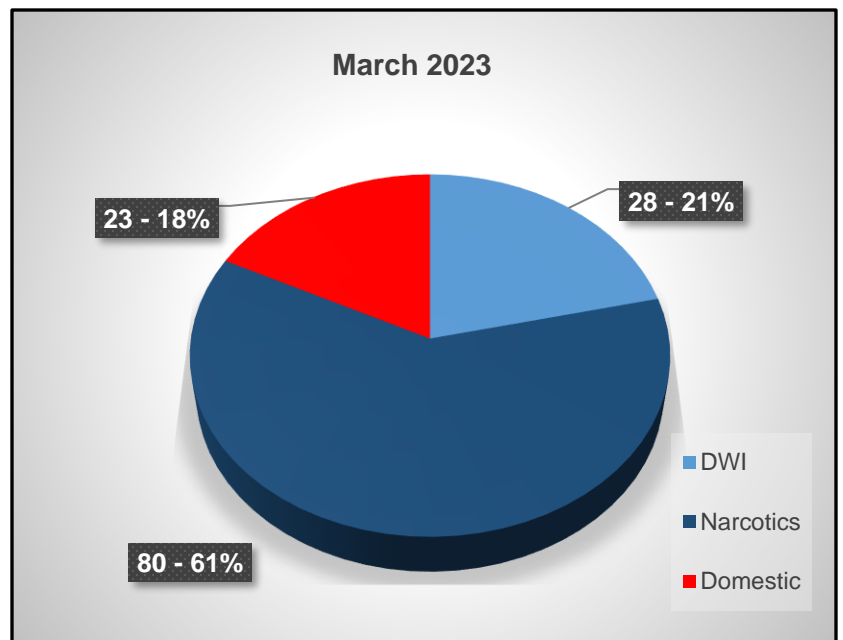
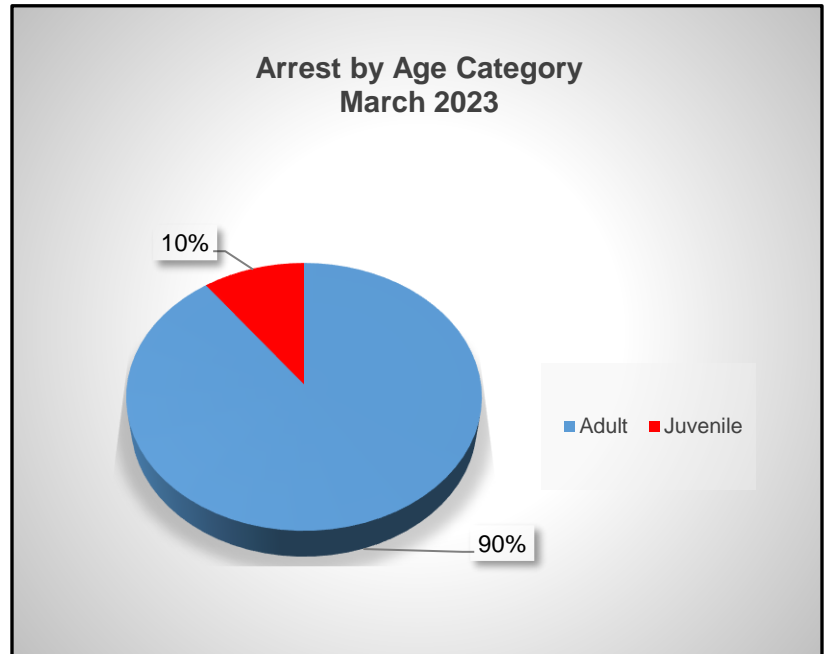
Arrest Totals March		
Year	2022	2023
Total	243	258
Comparison	6.17%	

Domestic Arrest Totals March		
Year	2022	2023
Total	26	23
Comparison	-11.54%	

DWI Arrest Totals March		
Year	2022	2023
Total	40	28
Comparison	-30.00%	

Narcotic Arrest Totals March		
Year	2022	2023
Total	48	80
Comparison	66.67%	

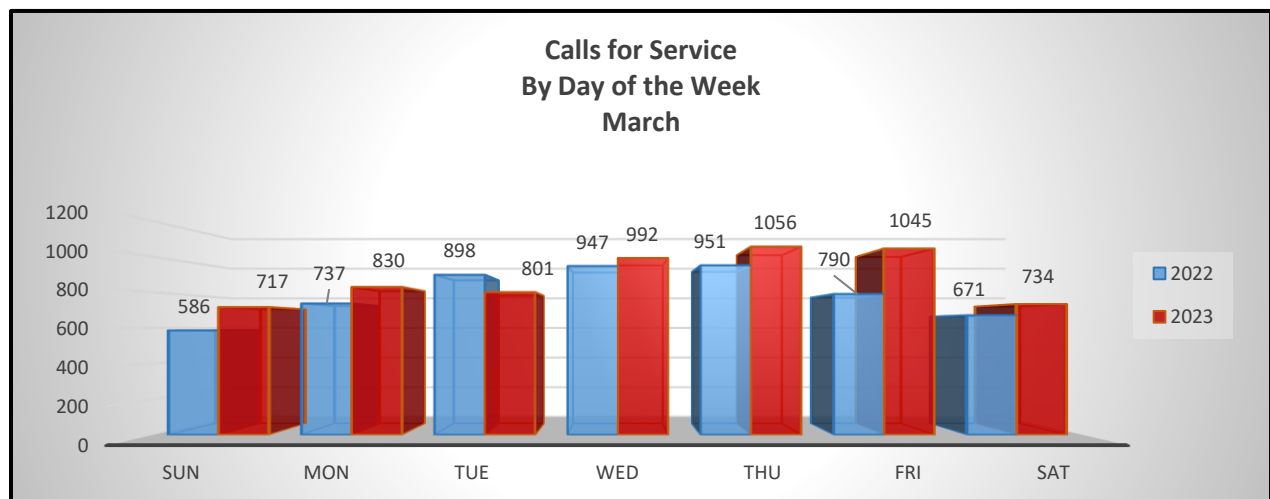
Arrest Totals By Description March		
Description	2022	2023
Domestic	26	23
DWI	40	28
Narcotic	48	80
Total	114	131
Comparison	14.91%	



# Communications Calls for Service

Calls for Service March			
Day of the Week	2022	2023	Difference %
Sunday	586	717	22.35%
Monday	737	830	12.62%
Tuesday	898	801	-10.80%
Wednesday	947	992	4.75%
Thursday	951	1056	11.04%
Friday	790	1045	32.28%
Saturday	671	734	9.39%
<b>Total</b>	<b>5580</b>	<b>6175</b>	<b>10.66%</b>

- March 2023 totaled 6,175 calls for service.
- An increase of 10.66% when compared to 2022.





# Training Division

- Training hours totaled 2,606 hours.

Date	Course Description	Number of Officers	Total Hours
3/1/2023	Honor Guard Training	7	56
3/1/2023	PPO's Online Classes	4	32
3/2/2023	Glock Armorer Course	5	40
3/2/2023	PPO's Online Classes	4	32
3/3/2023	FTO Course	6	144
3/3/2023	5 Day Homicide & Death Investigation	2	48
3/3/2023	PPO's Online Classes	4	32
3/6/2023	PPO's Traffic Stops/ E Citations	4	32
3/7/2023	PPO's SFST Refresher	4	32
3/8/2023	Patrol Model Evaluation	4	96
3/8/2023	PPO's Interpersonal Communication	4	16
3/8/2023	PPO's LEADRS	4	16
3/9/2023	Supervisor Meeting	19	19
3/9/2023	PPO Taser New-Used	4	32
3/10/2023	Basic Animal Control Officer	1	24
3/10/2023	SWAT	9	72
3/10/2023	FTO Meeting	13	13
3/15/2023	PPO's Intermediate Child Abuse 2105	4	96
3/15/2023	TCOLE 2105	6	144
3/16/2023	A Shift Policing	2	2
3/16/2023	PPO's OC	4	32
3/17/2023	FBI-LEEDA, SLI	2	80
3/17/2023	Evidence Processing/Procedures	4	32
3/20/2023	Tactical Leadership	1	8
3/20/2023	Supervising Patrol Critical Incidents	6	48
3/20/2023	LEADRS	3	6
3/21/2023	PPO's EVOC	4	64
3/21/2023	Supervising Patrol Critical incidents	7	56
3/21/2023	Breacher Instructor	7	128
3/22/2023	PPO's Online Classes/Back to Basics	4	16
3/23/2023	PPO's Online Classes	4	32
3/24/2023	Post Critical Incident Seminar	4	96
3/24/2023	FTO Meeting	6	6
3/24/2023	US Border Patrol Honor Guard Academy	3	120
3/24/2023	Glock Qualifications	4	32
3/27/2023	DDACTS	22	176
3/27/2023	Honor Guard Funeral	2	16
3/28/2023	TCOLE 2108	6	96
3/28/2023	DDACTS	23	184
3/28/2023	CSI 2106/ASS 2108	4	64
3/28/2023	Cadet Orientation	15	120
3/31/2023	Radar	10	80
3/31/2023	PPO's Crime Scene Investigation 2106	4	96
3/31/2023	Drone	5	40
		<b>264</b>	<b>2606</b>
<b>PISTOL/RIFLE Re-Qualifications</b>		<b>Officers</b>	
	Pistol	4	
	Rifle	0	

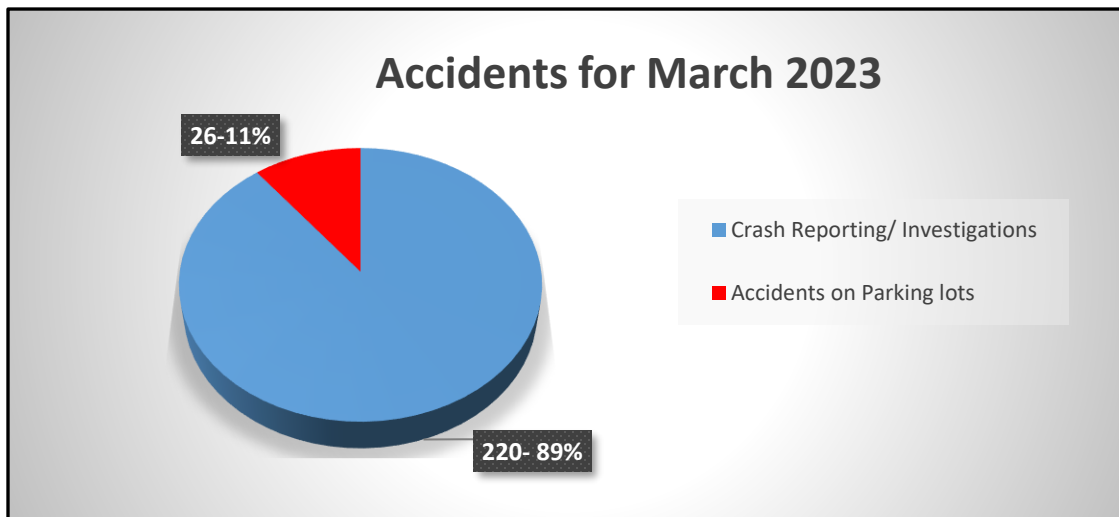
# OPERATIONS DIVISION-Patrol

Edinburg Police Department Reports as required by Section 550.063 of the Texas Transportation Code. State Statutes and City Ordinances govern the reporting and investigation requirements.

- The Texas Peace Officer's Crash Reporting is a collection of data by Law Enforcement throughout the State of Texas.

Accident Comparison			
Description	March 2022	March 2023	Difference %
Crash Reporting/ Investigations	240	220	-8.33%
Accidents on Parking lots	44	26	-40.91%
Total	284	246	-13.38%

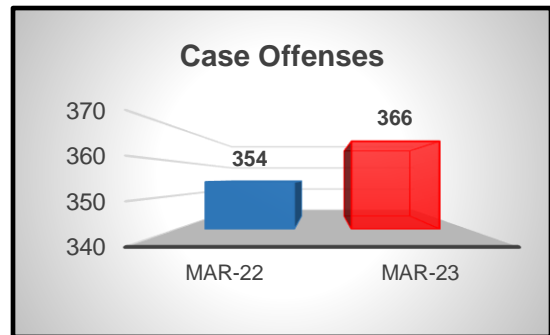
- A total of 246 accidents were reported for the month. A decrease of 13.38% when compared to last year.



- Of the 246 accidents the “Crash Reporting/Investigations” category accounted for 89%.

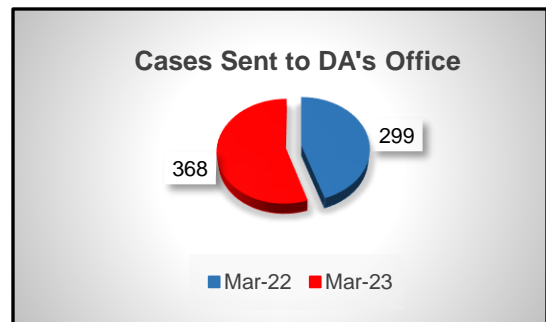
# Criminal Investigations Division

Offenses Reported for March		
Month/Year	Number of Cases	Difference %
March 2022	354	3%
March 2023	366	



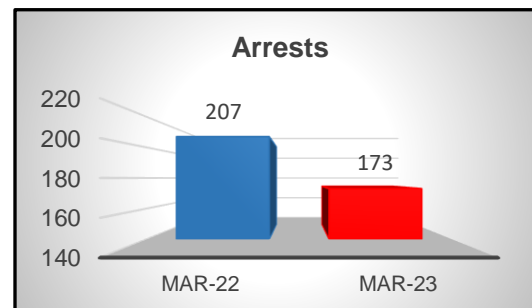
- Criminal Investigations reported a total of 366 cases. This reflects an increase of 3%.

Cases Sent to DA's Office for Prosecution		
Month/Year	Number of Cases	Difference %
March 2022	299	23%
March 2023	368	



- A total of 368 cases were sent to DA's Office. An increase of 23% when compared to last year.

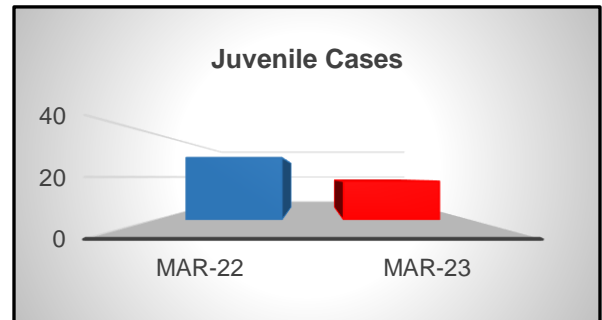
Number of Assigned Cases closed by Arrest		
Month/Year	Arrests	Difference %
March 2022	207	-16%
March 2023	173	



- Number of assigned cases closed by arrest totaled 173. Arrests decreased by 16% when compared to last year.

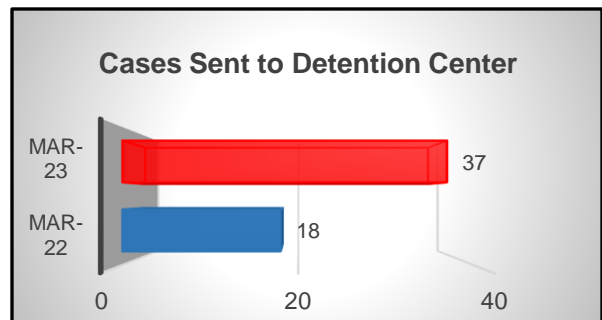
# Juvenile Investigations Division

Juvenile Investigations Cases		
Month/Year	Number of Cases	Difference %
March 2022	29	-38%
March 2023	18	



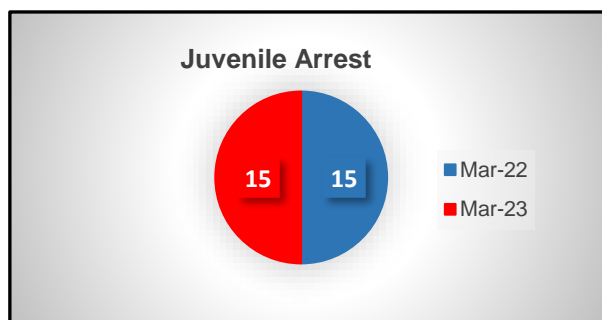
- Reporting month totaled 18 Juvenile cases. A decrease of 38% when compared to last year.

Juvenile Cases Sent to Detention Center for Prosecution		
Month/Year	Number of Cases	Difference %
March 2022	18	106%
March 2023	37	




- A total of 37 cases were sent to the Detention Center. An increase of 106% when compared to last year.

Juvenile Arrests		
Month/Year	Arrests	Difference %
March 2022	15	0%
March 2023	15	



- Reporting month totaled 15 arrests for this year. No increase when compared to last year.

# PUBLIC WORKS




## PUBLIC WORKS MONTHLY REPORT

March 2023	MONTHLY	YTD
<b>STREETS-POTHOLE PATCHING</b>		
Pothole Patched (# of)	268	6617
Cold Mix Used (Tons)	20	202.5
Hot Mix Used (Tons)	28.57	238.1
Primer MS-1 Used (Gallons)	0	20
Millings (CY)	0	0
SeeClickFix Work Orders	0	11
Phone Work Orders	0	80
<b>STREET PAVING</b>		
Caliche Used (Tons)	0	0
Primer MS-1 Used (Gallons)	1890	18540
Hot Mix Used (Tons)	479.87	5207.38
Millings (Tons)	0	0
Square Yards	0	0
Lane Miles	0.79744318	8.44985796
<b>STREET GRASS REMOVAL</b>		
Blocks	0	0
Debris (CY)	0	0
<b>STREET SWEEPING</b>		
Downtown Gutter Miles Swept:	0	49.3
Arterial Gutter Miles Swept:	0	290.3
Residential Gutter Miles Swept:	237	362.4
Total Miles Swept:	291	773.8
Cubic Yards of Debris	0	917.9
Total Gallons of Water:	0	3926
<b>ON-CALL REPORTS</b>		
Streets Division: (# of)	3	19
Traffic Division: (# of)	5	22
<b>TRAFFIC CONTROL REPAIRS/INSTALLATIONS</b>		
Traffic Lamps Replaced: (# of)	0	56
Street Signs Made: (# of)	0	384
Street Signs Installed: (# of)	58	985
Traffic Signal Repaired or Replaced: (# of)	53	228
<b>THERMOPLASTIC MARKINGS (Striping):</b>		
Quantity Used (lbs):	0	5
Lineal Feet:	0	0
<b>STREET LIGHTS</b>		
Lights Out: (# of)	30	144
Upgrades (#of)	2	18
New Installations: (# of)	0	3

SPECIAL EVENTS		
Number of Events:	0	28
Type III Barricades Used: (# of)	43	623
Saw Horses Used: (# of)	0	86
Traffic Signs Used: (# of)	15	148
Man Power: (Hrs.)	72	1861
Message Boards: (# of)	3	31
RIGHT OF WAY MAINTENANCE		
Sidewalks, Subd Facing: # of blocks	0	4491
Right of Way: Mowing: # of blocks	0	7614.02
ROW TREE CLEARANCE		
Tree Trimming Blocks:	9	88
Debris: (CY)	15.5	203.46
STORM INFRASTRUCTURE MAINTENANCE		
Storm Inlets Vaccummed & Cleaned: (# of)	75	484
Storm Line Jetting (L.F.) :	122	372
Culvert Pipe Installed/Repaired: (L.F.)	5	236
Inlet Top Replacement: (# of)	5	24
DITCH MAINTENANCE		
Bar Ditches Cleaned/Regraded (L.F.) :	0	2410
Drain Ditches ROW Mowed (L.F.) :	0	443001
Drain Ditches Re-Profiling (L.F.) :	0	9750
GRAFFITI REMOVAL		
Graffiti:Work Orders: (# of)	0	10
Area Cleaned: (SF)	0	1247
DOWNTOWN BEAUTIFICATION		
Blocks Swept: (L.F.) :	0	0
Alleys Cleaned: (L.F.) :	2876.7	19699.7
Sidewalks Cleaned: Blocks	0	934
ALLEY CLEANUP		
Alleys cleaned:(# of)	20	31
Debris Removed - Cubic Yards	0	0
STORMWATER INSPECTIONS		
Small Visual/Ground Commercial/Subdivision: (# of)	52	173
Large Visual/Ground Commercial/Subdivision: (# of)	0	93
Stormwater Pollution Prevention Plan (SW3P): (# of)	1	7
SUBDIVISION REVIEWS		
Commercial: (# of)	0	31
Multi-Family: (# of)	0	55
Subdivision Over 5 acres: (# of)	4	21
Subdivision Less than 5 acres: (# of)	2	14
SeeClickFix WORK ORDRES		
Streets - Completed: (# of)	2	21
ROW - Completed: (# of)	6	29
Traffic - Completed: (# of)	0	11
Stormwater - Completed: (# of)	0	0
Street Lights - Completed: (# of)	2	21

# SOLID WASTE MANAGEMENT







4,379

LANDFILL PUBLIC TRANSACTIONS



5.57 PPPD

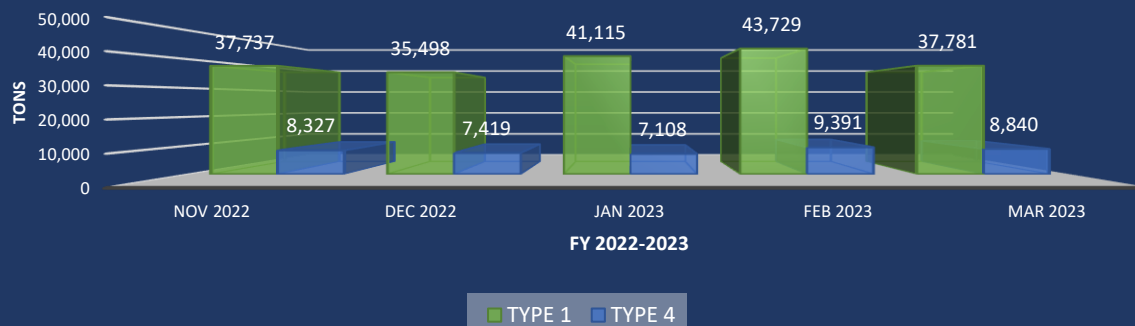
COMBINED COLLECTED WASTE P/CAPITA\*



19.29 TONS

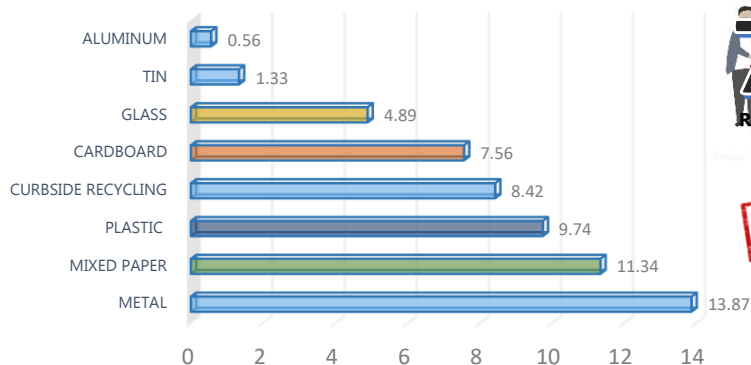
PROCESSED TIRES

## CITY OF EDINBURG REGIONAL SANITARY LANDFILL MONTHLY DISPOSAL TONNAGE



\*BASED ON 2021 CENSUS

## TOTAL TONS OF RECYCLED MATERIAL



TRAFFIC COUNT



\*CONTAMINATED CURBSIDE COLLECTION

**1,861 ACTIVE CURBSIDE RECYCLING ACCOUNTS**  
**8% PARTICIPATION RATE**



COMMERCIAL ACCOUNTS



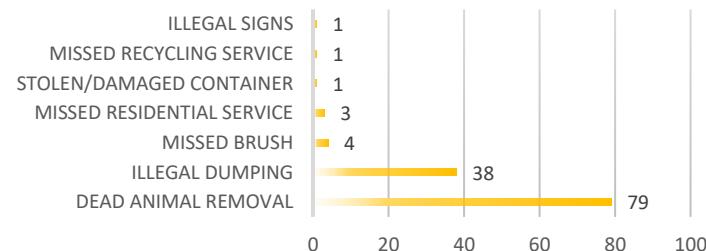
RESIDENTIAL ACCOUNTS



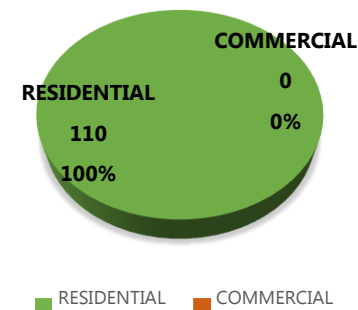
ROLL-OFF SERVICE REQUESTS

## EDINBURG 311

### SEELICKFIX WORK ORDERS RECEIVED



### MISSED COLLECTION SERVICES DOCUMENTED




MARCH 2023



CITY OF EDINBURG  
**SOLID WASTE  
MANAGEMENT**

# UTILITIES






## Water Plant Monthly Report MARCH 2023



**WEST EDINBURG WATER PLANT - 1752 S. MON MACK RD.**



**DOWNTOWN WATER PLANT - 500 E. MAHL.**

WATERSHED		CITY'S RESERVOIR CAPACITY		
STATUS	AMISTAD/ FALCON (AC. FT.)	ELEVATION	DEPTH	GALLONS
FULL	3,392,096.00	108	15.00	196,875,000
CURRENT	1,030,573.00	107.00	13.00	170,625,000
% CAPACITY	30.38%	86.67%		

3/15/2023

### **WATER RIGHTS**

ACRE FEET AVAILABLE		TOTAL ACRE FEET AVAILABLE	YTD CHARGED ACRE FEET	THIS MONTH CHARGED ACRE FEET	COMBINED BALANCE ACRE FEET
H.C.I.D. #1	H.C.I.D. #2				
Cert. # 0816-001	Cert. # 0808-000				
10,847.670	3,969.477	14,817.147	1,614.87	632.840	13,202.277

### **PURCHASED TREATED WATER (MG)**

NORTH ALAMO WATER SUPPLY (FM 2812)	5.545	CITY OF MCALLEN	1.649	YTD-COMB. TOTAL	42.199
------------------------------------	-------	-----------------	-------	-----------------	--------

### **DOWNTOWN WATER TREATMENT PLANT (DWTP)**

RATED CAPACITY MGD	RAW WATER (INTAKE) MGD				TREATED WATER (EFFLUENT) MGD				THIS MONTH RECYCLE BASIN (MG)	Year-to-Date RECYCLE BASIN (MG)	SLUDGE Disposed to WEST WATER (gals)	
	TOTAL	AVG.	MAX.	MIN.	TOTAL	AVG.	MAX.	MIN.			MONTH	YTD
10.00	190.616	6.149	7.023	5.041	182.590	5.890	7.250	4.556	85.305	61.593	40,000	219,800

### **WEST EDINBURG WATER TREATMENT PLANT (WEWTP)**

RATED CAPACITY MGD	RAW WATER (INTAKE) MGD				TREATED WATER (EFFLUENT) MGD				THIS MONTH RECOVERY BASIN (MG)	Year-to-Date RECOVERY BASIN (MG)	SLUDGE Disposed to LANDFILL (Tons)	
	TOTAL	AVG.	MAX.	MIN.	TOTAL	AVG.	MAX.	MIN.			MONTH	YTD
16.00	257.466	8.305	9.640	5.997	212.357	6.850	8.515	5.370	13.860	77.781	220.86	738.73

### **COMBINED PLANT CAPACITIES**

RATED CAPACITY MGD	RAW WATER (INTAKE) MGD				TREATED WATER MGD				Max Comb. Treated Flow	MAXIMUM TREATMENT
	TOTAL	AVG.	MAX.	MIN.	TOTAL	AVG.	MAX.	MIN.	MGD	% CAPACITY
26.00	448.082	14.454	16.663	11.038	394.947	12.740	15.765	9.926	15.259	58.69%

### **WATER QUALITY**

- All water quality sampling and analysis is in compliance.

### **MAINTENANCE AND INSPECTIONS:**

- Routine maintenance was performed to the water treatment plants, booster stations and elevated water storage tanks mechanized & electrical equipment.
- Daily inspections were performed at the booster stations and elevated water storage tanks.
- The influent and effluent water quality is continued to be monitored by staff.



Utilities/Systems Division  
Monthly Report for  
March '2023



## SYSTEMS DIVISION

SANITARY SEWER COLLECTION		
DESCRIPTION	CURRENT MONTH	YTD
Jet & Vacuumed S/S Lines	15	122
Manhole Maintenance	648	3138
Total Footage of Jetted Lines	33115	130166
Spotted stub-outs for plumber	7	28
Spotted sewer mains for plumber	75	419
Adj./replaced manhole ring/cover	1	29
Repaired Sewer Mains	1	6
Repaired Sewer Services	4	19
Video Taped Lines	4	45
Sewer Back Up (Sig 6)	43	185
Installation of Manholes	0	0
Responded to Sewer Odor Complaint	2	28
Non-Compliance	3	29
	0	0
	0	0

WATER METER		
	CURRENT MONTH	YTD
Hydrant Connects	6	24
Meter Connects	416	2149
Meter Disconnect	311	1515
Meter Leak	50	347
Meter Transfer	167	938
Meter Rechecks	55	477
Meter Digouts	3328	6921
Meter Changes	28	397
Meter Repaired	0	0
UPB Connects	564	2692
UPB Disconnects	614	2946
Meter Removals	208	775
High/Low Reports	2768	15316
Routes Read	135	803
Idle with Consumption	0	96

WATER DISTRIBUTION		
	CURRENT MONTH	YTD
Repaired Service Lines	9	45
Replaced Angle Stops	9	68
Adjust./relock. Meter Boxes	9	60
Installed Meter Boxes	55	354
Changed Out Meters	0	12
Spotted Water Lines	106	629
Maintained Fire Hydrants	50	166
Weeded Fire Hydrants	62	121
Painted Fire Hydrants	61	114
Repaired Fire Hydrants	7	25
Dress-Ups	83	479
Located Valves	190	913
Adjusted Valves	9	61
Prepared Street Cuts	5	15
No Water Complaints	1	19
Flushed Dead Ends	85	506
Installed Valve Boxes	3	34
Opened Water	94	259
Closed Water	78	251
Low Pressures (PSI)	3	41
Water Samples	12	47
GPS Assets	189	502
Meter Installations	65	368
Hydrant Installation	1	7
Signal 4 (leak at meter)	27	200
Signal 5 (water main leak)	16	94
Taps	38	370

METER STATISTICS		
DESCRIPTION	CURRENT MONTH	YTD
3/4 INCH METER	30	174
1 INCH METER	7	30
2 INCH METER	1	6
4 INCH METER	0	0
COMMERCIAL	2	26
INDUSTRIAL	0	0
IDENTIAL SINGLE-FAM	33	289
IDENTIAL MULTI-FAM	0	53
INSTITUTIONAL	0	0
IRRIGATION	3	8

## Wastewater Plant Monthly Report March 2023



**Edinburg Wastewater Treatment Plant - 1202 N. M. Road, Edinburg Texas 78538**

<b>RAW WASTEWATER (INFLUENT) (MGD)</b>					<b>TOTAL PLANT CAPACITY This Month</b>		
Max Capacity	Total MG	AVG.	MAX.	MIN.	MGD	AVG. MGD	TREATMENT % CAP.
<b>12.300</b>	288.778	9.315	10.386	8.483	<b>12.3</b>	9.326	74%

<b>Sludge Management (Jan. 2023-Mar. 2023)</b>		
Cubic Yds. Disposed	Tons Disposed	Tons Disposed YTD
683.74	579.4	2,739


### WASTEWATER QUALITY:

- Effluent quality has improved.


### MAINTENANCE AND INSPECTIONS:

- Routine maintenance was performed to the wastewater treatment plants and lift station's mechanized & electrical equipment.
- Daily inspections were performed at the lift stations.
- The influent and effluent water quality is continued to be monitored by staff.

# NON- CITY DEPARTMENT REPORTS



# BOYS AND GIRLS CLUBS OF EDINBURG-RGV







**BOYS & GIRLS CLUBS**  
OF EDINBURG  
RIO GRANDE VALLEY

# LEGACY NEWS

MARCH 2023



## **MAKING *STRIDES* ACROSS THE STATE**

During the month of March, we ventured off to Austin, Texas for our 2023 Texas Alliance Summit and 2023 Texas Youth of the Year competition--where our very own Mia Rincones made it as a Top 4 Finalist. In addition, we hosted our STEMTASTIC camp with intentional programming filled with fun, interactive and educational projects!





# Board of Directors

**George Cardenas**

President, Vantage Bank

**Eduardo "Eddy" Villanueva**

Vice President, County of Hidalgo

**Sixto Garza**

Treasurer, Six Shooter Softwash

**Daniela Aguilar**

Secretary, Vantage Bank

**Juan Delgado**

Noble Texas Builders

**Joe Quiroga**

Texas National Bank

**Duane Guzman**

Noble Texas Builders

**Robert Lopez**

Excelsis Global Private Wealth



## Leadership Team

**Daisy Martinez**

Chief Executive Officer

**Noe Nunez**

Program Supervisor 2 - Legacy Youth

**Sara Lara**

VP of Operations

**Samantha De La Cruz**

Program Supervisor 1

**Olivia Lemus Lucio**

VP of Resource Development & Marketing

**Nicholas Jimenez**

Program Supervisor 2

**Maxine Rodriguez**

Outcome & Compliance Supervisor

**Mariza Saucier**

Program Supervisor 1

**Daniella Guzman**

Social Worker

**Gloria Segovia**

Program Supervisor 1



## Mission Statement

To provide opportunity to all youth in a positive caring environment to enable them to become productive, responsible, influential citizens.





**BOYS & GIRLS CLUBS  
OF EDINBURG  
RIO GRANDE VALLEY**

## **TAKING ON THE TEXAS CAPITOL**

In March, the Texas Alliance of Boys & Girls Clubs hosted their annual 2023 Texas State Summit where the Texas Youth of the Year competition took place.

Since 1947, the Youth of the Year program has honored and celebrated the nation's most inspiring teens and their incredible stories of outstanding leadership, service, and academic excellence.

Our very own 2023 BGCE Youth of the Year, Mia Rincones, competed amongst 22 remarkable, inspiring, and talented youths across the state and made it as a top four finalist.



# CONTINUED...



**BOYS & GIRLS CLUBS  
OF EDINBURG  
RIO GRANDE VALLEY**

In addition, Mia toured the Texas Capital and visited with our elected officials Senator Juan Chuy Hinojosa, Texas State Representatives Terry Canales, & Armando "Mando" Martinez, to thank them for their continuous support in providing life changing opportunities for our youth and teens. As a finalist, Mia had the opportunity to personally meet and greet Governor Greg Abbott. We are so proud of Mia for representing BGC-Edinburg with such grace, brilliance, and passion!

A big heartfelt congratulations to the new 2023 Military Youth of the Year Myshae A. from Goodfellow Youth Programs and the 2023 Texas Youth of the Year, Alejandra Llanos from the Boys and Girls Clubs of McAllen as they advance to compete in the Southwest Regional competition.

We wish them the best of luck as they continue their quest to reach Washington, D.C., for the National Youth of the Year Gala & Celebration Dinner, where one outstanding young person is named Boys & Girls Clubs of America's national teen spokesperson. The National Youth of the Year is a role model, leader and advocate for the nearly four million youth served by Boys & Girls Clubs each year, and all of America's young people.








**BOYS & GIRLS CLUBS  
OF EDINBURG  
RIO GRANDE VALLEY**

# **STEMTASTIC SPRING BREAK CAMP**

We successfully wrapped up our STEMTASTIC Spring Break Camp with intentional programming filled with fun, interactive and educational projects.

Our club members learned and worked together to conduct experiments where they immersed themselves in a creative environment—where ideas are fostered and encouraged.

Every hour spent in each of our camps includes hands-on learning, fun activities, arts & crafts, and complimentary breakfast and lunch.







## #CAFEGALS Delicious Meals & Friendly Smiles!

Our Boys and Girls Clubs of Edinburg's cafeteria gals serve an average of 4,000 - 4,400 meals and 1,500 nutritious snacks a month. Every day, our #cafegals get creative with our menu!



During the month of March, they prepared delicious orange chicken with a veggie egg roll, a side of orange slices and milk.

Our goal is to ensure that our club members enjoy our after-school meal program by introducing a variety of different nutritious recipes. Comida Casera is our new motto!

Over 75% of our club members are food-insecure and benefit from the USDA's free and reduced Summer Food Service Program.







**BOYS & GIRLS CLUBS  
OF EDINBURG  
RIO GRANDE VALLEY**

# SUMMER CAMP 2023

**JUNE 5TH -  
AUGUST 3RD**

**REGISTRATION OPEN!**

## SUMMER CAMP \$150

Ages 6-12 (age as of June 1st) / Monday - Friday 7:30AM -5:30pm  
Club membership & Parent Pick-Up Card, FREE Breakfast & Lunch  
Includes: T-Shirt, Lanyard, & \$3 Concession Card  
Bring Your Own Water Bottle

## JR STAFF COLLEGE & CAREER PROGRAM \$150

Available for 35 - preselected\*  
Teens ages 13-18 (age as of June 1st)/ Mon - Fri 7:30AM - 5:30PM  
Includes: T-Shirt, Lanyard, & \$3 Concession Card  
Bring Your Own Water Bottle  
On the job training, resume building workshops, financial  
management

*\*To qualify for Junior Staff each teen must apply, interview, and be selected to participate.*

## DAILY ACTIVITIES

Guest Speakers  
Arts & Crafts  
Computer Labs  
Game Room  
Field Trips

Youth for Unity  
Sports & Fitness Activities  
Fine Arts Music & Dance  
Triple Play: Healthy Habits  
STEM

**Mandatory  
Parent/Guardian  
Orientation**

**The Legacy Center**  
702 Cullen St.  
Edinburg, Texas 78541



**Call (956) 383-2582  
to Register!**



@edinburgkids



@Boys & Girls Clubs of  
Edinburg RGV



@edinburgkids



@Boys & Girls Clubs of  
Edinburg RGV

Boys & Girls Clubs of Edinburg does not discriminate based on race, color, national origin, sex, religious creed, disability, age, political beliefs, or reprisal or retaliation for prior civil rights in any program or activity.





**BOYS & GIRLS CLUBS  
OF EDINBURG  
RIO GRANDE VALLEY**

# **SAN CARLOS SUMMER CAMP 2023**

**JUNE 5TH -  
AUGUST 3RD**

**REGISTRATION OPEN!**

## **SUMMER CAMP K-12 FREE**

Ages 6-12 (age as of June 1st) / Monday - Friday 8:00AM -12:00PM  
Club membership & Parent Pick-Up Card, FREE Breakfast & Lunch  
Includes: T-Shirt, Lanyard  
Bring Your Own Water Bottle

## **DAILY ACTIVITIES 8AM - 12PM**

Guest Speakers	Sports & Fitness Activities
Arts & Crafts	Triple Play: Healthy Habits
Computer Labs	STEM
Game Room	

**The Endowment Center**  
107 Sunflower Rd,  
Edinburg, Texas 78542

*Call Mariza Saucier  
(956) 383-2582 to Register!*



@edinburgkids



@Boys & Girls Clubs of  
Edinburg RGV



@edinburgkids



@Boys & Girls Clubs of  
Edinburg RGV

Boys & Girls Clubs of Edinburg does not discriminate based on race, color, national origin, sex, religious creed, disability, age, political beliefs, or reprisal or retaliation for prior civil rights in any program or activity.





# Follow Us on Social Media



**BOYS & GIRLS CLUBS**  
OF EDINBURG  
RIO GRANDE VALLEY

Let's Get Connected for Our Latest News & Updates!  
Join our Mailing List!



Join our Mailing List



on Facebook @edinburgkids



on Instagram @edinburgkids



on TikTok @edinburgkids





# Want to help?

There are many ways you can help support after school programming and the youth in our community. Contact the Boys & Girls Clubs of Edinburg RGV to learn more about our programs!

You can make a difference for children that lasts a lifetime. The gift of your financial support or your time as a program volunteer will help to ensure that the programs of the Boys & Girls Clubs continue to change lives for the better. Our mission is to help young people, especially those from disadvantaged circumstances, realize their potential as productive, responsible and caring citizens, and your donation of time and treasure can help make this a reality.

## Annual Community Supporters

Throughout our history, Boys & Girls Clubs of Edinburg RGV has leveraged the expertise and resources of other organizations to broaden our reach and deepen our impact. Our reputation for exceptional program delivery has, in turn, made us a sought after partner for organizations seeking to provide beneficial programs or services to children and teens. Boys & Girls Clubs of Edinburg RGV's annual supporters play a vital role in serving members in leveraging maximum impact and in helping us develop effective citizens and leaders among the youth whom we serve.

## Corporate Combination Sponsors

Initiated in 2008, today our corporate combination partnerships program is designed to promote a long-term committed joint partnership that is mutually beneficial to the Company and the Boys & Girls Clubs of Edinburg RGV.

## Fundraising Events

Special event sponsorships provide an opportunity to support Boys & Girls Clubs of Edinburg RGV with the additional benefits of social networking and marketing for your group or organization. Special event sponsorships provide an opportunity to support Boys & Girls Clubs of Edinburg RGV with the additional benefits of social networking and marketing for your group or organization.

## Endowment Gifts: Planned Giving

Boys & Girls Clubs of Edinburg RGV's Endowment Fund provides a permanent source of revenue to future programs.

## Giving Through Your Will

A specific dollar amount, specific asset, or percentage of an estate may be specified in a donor's will or trust to be paid to the Boys & Girls Clubs of Edinburg RGV. Our hope is to serve you and help your family become members of The Heritage Club. These are individuals, like you, who are passionate about supporting all young people, especially those who need us most, to reach their full potential as productive, caring and responsible citizens. They have become members of The Heritage Club by making a planned gift. We invite you to explore the benefits of gift planning and to see how your gift might help save a child.

## Giving Appreciated Assets

A charitable deduction for both income tax can be taken based on the fair market value of the stock at the time your gift is made. Gifts of low-basis stock can produce larger charitable deductions. A gift of closely-held stock can allow the donor to maintain control of the corporation while still claiming both capital gains and income tax deductions. A gift of appreciated real property will allow the donor to avoid capital gains tax as well as brokerage fees and closing costs.

## Giving Life Insurance

New or current life insurance policies may be transferred or irrevocably assigned to the Boys & Girls Clubs as beneficiary; or a donor can retain ownership of a policy, pay the premium and simply name the Boys & Girls Clubs as the beneficiary. Both have substantial tax benefits to the donor and the donor's estate.

## Charitable Remainder Trust

A significant donation can be structured in a trust as either a lifetime income for one or more beneficiaries, with the income going to the Boys & Girls Clubs, or with the lifetime income going to the Boys & Girls Clubs and the remainder going to the beneficiaries. Trusts can be designed to meet individual needs of the donor to provide savings on income, capital gains and estate taxes.

## Gift Annuity

These vehicles are a legal agreement to transfer money or securities to the Boys & Girls Clubs. The donor receives fixed payments for life based on his or her age, prevailing interest rates and an actuarial table, as well as an income tax deduction for the donated asset value.

## One Campaign


Now more than ever, we need your help. Your gift of \$300 or more, or a gift of any size, will help provide deserving youth the opportunity to participate in after-school programs that help kids succeed in school, stay out of trouble, plan a career and become productive caring citizens. Without the support of people like you, it will not be possible to serve all of the youth that need a Boys & Girls Club.



One day in the life of a child can make a huge impact on her future.  
One caring adult can create an unbreakable bond with a vulnerable child that will last throughout his lifetime.  
One Boys & Girls Club can offer hope to an entire neighborhood.  
One gift from you can open the door to a brighter tomorrow for more of our children.

For more information contact: Daisy Martinez at 956.383.2585  
or visit [www.edinburgkids.com](http://www.edinburgkids.com)

# EDINBURG CHAMBER OF COMMERCE



THE OFFICIAL NEWSLETTER OF THE



MOVE YOUR BUSINESS FORWARD



JOIN US AT OUR  
NEXT EVENT!



FOLLOW US ON OUR SOCIALS

@EDINBURGCHAMBER

## EDINBURG CHAMBER NEWS



### Over 20,000 Attend Fiesta Edinburg Festivities

This past weekend the Edinburg Chamber of Commerce in collaboration with the City of Edinburg, Edinburg EDC, and Bert Ogden Fiesta Dealerships, hosted its 54th Annual Fiesta Edinburg.

Over 20,000 individuals attended the festivities over the weekend at the Bert Ogden Arena. This year's festival headliners included Los Tigres Del Norte, The Randy Rogers Band, and Kyle Park.

Fiesta Edinburg also had FREE family entertainment including America's Got Talent: Fearless Flores Family, Contacto Animal, and the Heart of America Carnival.

Additionally, the historic Downtown Edinburg was brightly decorated with colorful floats, music, and costumes, with the return of the Fiesta Edinburg Parade, held on Saturday, March 4, 2023.

The Edinburg Chamber of Commerce would like to thank its sponsors for supporting the 2023 Fiesta Edinburg: Bert Ogden Fiesta Dealerships, Edinburg EDC, UTRGV, Linebarger, Texas National Bank, DHR Health, IBC Bank, Little Bear Produce, Magic Valley Electric Co-op, Raising Canes, Rio Bank, L&F Distributors, Greater State Bank, Plains Capital Bank, Kids Kollege Learning Center, The Monitor, KTEX, and Super Tejano.

For more information on upcoming events visit [www.edinburg.com](http://www.edinburg.com)



### Randy Rogers Band Meet & Greet Pictures

We thank our proud Fiesta Edinburg Sponsors for supporting our event! One of the perks of being a Fiesta Edinburg Sponsor is exclusive opportunities such as meeting our headliners.

[View Photos](#)

### Ambassador Meeting to be hosted at DHR Health

Join us for our monthly Ambassador Meeting on Wednesday, March 8, 2023, at 12 P.M. at the Edinburg Conference Center at Renaissance.

All Edinburg Chamber Members are welcome to join our ambassador committee. **RSVP Required! Call 956-383-4974 or email [membership@edinburg.com](mailto:membership@edinburg.com)**

## UPCOMING CHAMBER EVENTS



**JUNIOR'S**  
*Fresh* **MARKET**  
**GRAND OPENING**  
**CELEBRATION**

**JOIN US**

**WEDNESDAY | MARCH 8, 2023**  
**@ 10AM**

**2239 W UNIVERSITY DR.**  
**EDINBURG, TX 78539**



**EDINBURG**  
CHAMBER OF COMMERCE

JOIN US FOR A

**RIBBON**  
*Cutting*

  
**EL MANA MEXICAN RESTAURANT**  
1402 N. CLOSNER BLVD  
EDINBURG, TX 78539  
THURSDAY, MARCH 9TH, 2023  
11:30 A.M.





## WEBINARS & SEMINARS

## SBDC SMART START

DATE: MARCH 9, 2023  
TIME: 2:00 PM-3:00 PM CST  
PLACE: LIVE WEBINAR  
FEE: NONE

[REGISTER HERE](#)

[UTRGV.EDU/SBDC](https://UTRGV.EDU/SBDC)

**Do you have a business idea?**

Are you interested in starting your own business?

This session provides you with the information and steps necessary for a smart start, plus get you ready for your one-on-one, business advancement session for ongoing assistance!

**Session highlights:**

- Determine Personal Fit
- Research Your Market
- Understand Financial Needs
- Pursue Your Business Idea

**Presented by:**  
Ariana Gonzalez  
Senior Business & Trade Advisor  
UTRGV Small Business Development Center

**Hosted and promoted by:**  
This session is offered by the UTRGV SBDC with professional support from its Resource Partner Network.

**UTRGV SBDC Resource Partner Network**

RSVP

## LANGUAGE OF BUSINESS

DATE: MARCH 16, 2023  
TIME: 2:00 PM-3:00 PM CST  
PLACE: LIVE WEBINAR  
FEE: NONE

[REGISTER HERE](#)

[UTRGV.EDU/SBDC](https://UTRGV.EDU/SBDC)

**Do you speak the "language" of business?**

Accounting communicates the health of a small business! The profitability, or lack thereof, of a company can be found in the financial statements. In fact, business owners with a true understanding of the financial statements know how their business is operating at any point in time and can make better financially-related decisions for the long-term success of their company.

Learn from this session can help new and existing owner prepare for the financial success of their businesses.

**Session highlights:**

- What is the "language" of business?
- Creating an accurate picture of the condition of the business
- Understanding financing using financial statements
- Understanding the financial statements

**Presented by:**  
Maricela Arredondo  
Senior Business & Trade Advisor  
UTRGV Small Business Development Center

**Hosted and promoted by:**  
This session is offered by the UTRGV SBDC with professional support from its Resource Partner Network.

**UTRGV SBDC Resource Partner Network**

RSVP

## MEMBER & COMMUNITY NEWS



Donate Now

### PVAS Participates in March Muttness

March has arrived, and so has the start of March Muttness 2023! Palm Valley Animal Society has joined this bracket-style tournament that includes 64 teams from across the country and will benefit homeless pets from Hawaii to New England. Today marks the start of Round One: All Tails In!

Only 32 teams can continue to Round Two: The Thrilling 32, and fans have the final say on who moves on. Cheer on Palm Valley Animal Society, and give us a boost by donating at [MarchMuttness.org](https://MarchMuttness.org) to ensure that we move onto round 2 to continue gathering more lifesaving donations!

Learn more at [www.MarchMuttness.org](https://www.MarchMuttness.org).



### Scavenger hunt explores South Texas history

Get ready for Spring Break Scavenger Hunt at the Museum of South Texas History happening from 10 a.m. to 1 p.m. March 15 to March 18.

Families can choose a day to visit and pick up a game card in the museum's Grand Lobby. Complete the game cards by participating in scavenger hunt activities such as packing a vaquero's saddle for the cattle drive and building a leña fence. Other activities include packing oranges and a Palo Alto Battlefield game. "Eye Spy" activities in the Grand Lobby, at the Model-T Ford and "Borderlands-An Illustrated History by José Cisneros" exhibit will hold clues to solving puzzles. Visitors are also required to complete a free butterfly craft to turn in a game card.

Participants with completed game cards will receive a small token. The game cards submitted will be entered into a grand prize raffle—and the lucky winner will be announced at the end of the week.

Conclude the history-finding hunt with a visit to the Museum Store, where a variety of souvenirs are available for purchase. Take a memento home as a reminder of your museum experience.

Spring Break Scavenger Hunt is included in the regular admission fees. FRIENDs of MOSTHistory enjoy complimentary admission. For more information on the program or becoming a FRIEND, please call the museum at 956-383-6911 or visit [www.mosthistory.org/donations](http://www.mosthistory.org/donations).



### **Hondo Candelaria Named President of Golden Grape Entertainment**

Golden Grape Entertainment announced today the promotion of Hondo Candelaria as the organization's new President.

In his new role, Candelaria will oversee operations and revenue generation for Golden Grape Entertainment and all of its entities; Bert Ogden Arena, H-E-B Park, RGV FC, Golden Grape Concessions, DHR Sports + Wellness Center, RGV Pro Sports.

Hondo Candelaria has formed part of the Golden Grape Valley FC Toros organizations in different capacities for a collective 10 years, most recently named Golden Grape Entertainment Vice President of Sports + Entertainment in 2021. "It is an honor to serve this incredible organization, the ability to grow within the organization as well as the trust given to me by ownership is truly humbling. We continue to aim toward serving the community and providing the best entertainment possible at both of our world class venues for years to come."

Since 2017, he has overseen the ticketing operations for Golden Grape Entertainment as the Director of Ticketing. Bert Ogden Arena and H-E-B Park have successfully booked and executed elite events, bringing high level entertainment to the Rio Grande Valley region.

Bert Ogden Arena has been proudly named as a premium venue of choice for artists and tours, with major artist tours such as RBD - Soy Rebelde recently selling out multiple shows in Edinburg. Family oriented shows such as Hot Wheels - Monster Trucks sold out back-to-back showtimes in late February, adding to the success of the entertainment value for the venue.

Golden Grape Entertainment Owner, Alonzo Cantu acknowledged Candelaria for his tenure and value added to the organization; "Hondo has dedicated many years of service to our entertainment organization and sport entities with class and leadership. I am proud to extend this promotion to a deserving individual who gives their all to the organization. He is a great asset to us, and an even greater family man. I congratulate him on his success and am confident that he will lead this organization as an elite venue of choice for years to come."



### **City of Edinburg Job Fair**

The City of Edinburg will host a **#jobfair** on March 10, 2023 from 9 A.M.-1 P.M. at the Dustin Michael Sekula Memorial Library, 1906 S. CLosner Blvd. Directors from each city department will be on hand to conduct preliminary interviews for immediate openings. For a complete list of current open positions, visit the City of Edinburg website: [CLICK HERE](http://www.cityofedinburg.com)







THE OFFICIAL NEWSLETTER OF THE



MOVE YOUR BUSINESS FORWARD



JOIN US AT OUR  
NEXT EVENT!



FOLLOW US ON OUR SOCIALS

@EDINBURGCHAMBER

## EDINBURG CHAMBER NEWS



### Edinburg Chamber Recognizes Ambassadors of the Month

The Edinburg Chamber of Commerce hosted its monthly ambassador meeting on Wednesday, March 8, 2023, at the Edinburg Conference Center at Renaissance. During the meeting, the chamber announced Sandy Trevino and Murphy Jeffries as its March Ambassadors of the Month.

Edinburg Chamber ambassadors are dedicated individuals; however, Trevino and Jeffries have shown tremendous support during all of its most recent events by providing support.

Trevino has dedicated her time to the Edinburg Chamber and has donated baked goods at previous chamber functions. Trevino has been an invaluable player in the Ambassador program and is a proud owner of The Bakers Dozen RGV as well as a representative for Rally Credit Union.

Jeffries currently serves as an Account Executive for Nexstar Media Group. Jeffries has volunteered as a chamber ambassador since October of 2022 and has since had a constant presence. Jeffries has provided support during all chamber ribbon cuttings and events.

They both earned the title of Ambassadors of the Month for March 2023. Congratulations to you both and thanks for all your support!

The Edinburg Chamber would like to recognize Karla Garcia, Director of Community Outreach at DHR Health for helping facilitate this month's ambassador meeting.

To learn more about our Chamber Ambassador Program, please contact the Edinburg Chamber of Commerce at 956-383-4974.



**El Mana Mexican Restaurant is Now Open!**



**Juniors Fresh Opens in Edinburg, TX**

Congratulations to the Villagomez family on the opening of their new restaurant, El Mana Mexican Restaurant, and Buffet. The restaurant will have its official grand opening on Monday, March 13, 2023. Located at 1402 N. Closner Blvd, Edinburg, TX 78539

Congratulations to the Chavez family on the opening of their Juniors Fresh Market! This marks their 8th Junior's store and is located at 2239 W University Dr, Edinburg, TX. Juniors Fresh offers freshness you can taste and quality you can trust. Shop at Junior's Fresh Market today!



**EXCELLENCE**  
REAL ESTATE ADVISORS

**Las Madrinhas**  
TU SALUD, NUESTRA RAZON



**WELCOME**  
NEW MEMBERS

**EDINBURG**  
CHAMBER OF COMMERCE

VISIT [WWW.EDINBURG.COM](http://WWW.EDINBURG.COM) FOR A  
FULL LIST OF CHAMBER MEMBERS

## UPCOMING CHAMBER EVENTS

**EDINBURG**  
CHAMBER OF COMMERCE

JOIN US FOR A

**RIBBON**  
*Cutting*

**America's Best**  
Tae Kwon-Do • Karate  
& Mixed Martial Arts

America's Best TKD Karate & Mixed Martial Arts  
1222 W. Monte Cristo RD  
Edinburg, TX 78539  
Tuesday, March 14th, 2023  
12:00 P.M.




# Grand Opening







RIBBON CUTTING CEREMONY  
4:30 PM  
BY EDINBURG CITY OFFICIALS  
CEREMONIA DE CORTE DE CINTA  
4:30 PM  
POR OFICIALES DE LA  
CIUDAD DE EDINBURG

You are invited:

## Las Madrinas de los Seguros Grand Opening

Thursday, March 16, 2023  
3:00 pm - 6:00 pm  
Ribbon: 4:30 pm

1601 W Trenton Rd. Suite H  
Edinburg, TX 78539

Premios, Rifas, Comida,  
Entretenimiento y mucho mas...

### TE ESPERAMOS






JOIN US FOR A

# RIBBON Cutting



MATCH MADE COFFEE BAR  
2500 S. CLOSNER BLVD  
EDINBURG, TX 78539  
FRIDAY, MARCH 24TH, 2023  
10:00 A.M.



## WEBINARS & SEMINARS



UT RIO  
GRANDE  
VALLEY

The University of Texas  
Rio Grande Valley



POWERED BY  
SBA  
U.S. Small Business  
Administration

UTRGV is a Proud Member of the Texas South-West SBDC Network

## LANGUAGE OF BUSINESS

**DATE:** MARCH 16, 2023  
**TIME:** 2:00 PM-3:00 PM CST  
**PLACE:** LIVE WEBINAR  
**FEE:** NONE

[REGISTER HERE](#)

Do you speak the "language" of business?

[UTRGV.EDU/SBDC](http://UTRGV.EDU/SBDC)

Accounting communicates the health of a small business! The profitability, or lack thereof, of a company can be found in the financial statements. In fact, business owners with a firm understanding of the financial statements know how their business is operating at any point in time and can make better financially-informed decisions for the long-term success of their company.

Learn how this session can help new and existing owners prepare for the financial success of their businesses.

### Session highlights:

- What is the "language" of business?
- Creating an accurate picture of the condition of the business
- Understanding financing using financial projections
- Understanding the financial statements

### Presented by:

Marcela Arredondo  
 Senior Business & Trade Advisor  
 UTRGV Small Business Development Center

### Hosted and promoted by:

This session is offered by the UTRGV SBDC with promotional support from its Resource Partner Network.

### UTRGV SBDC Resource Partner Network



Funded in part through the State of Texas and a Cooperative Agreement with the U.S. Small Business Administration.  
 Reasonable accommodations for persons with disabilities or limited English proficiency will be made if requested at least two weeks in advance. Contact the UTRGV SBDC at 956-665-7935.

RSVP



### Impact Your Target Audience and Reach Your Business Goals Through Social Media

*Hosted by: Small Business University*

**When:** Tuesday, March 14, 2023, 1 P.M. EST

**What:** Identifying the roles of social media channels clearly in order to increase the impact of these differences on your target audiences to reach your business goals.

[RSVP](#)

### Social Media for Small Businesses: Tips & Trends for 2023

*Hosted by: UTRGV Small Business Development Center in celebration of "SBDC Day"*

**When:** March 15, 2023, 2:00 P.M. - 4:00 P.M.

**Location:** Rio Bank Office Tower, 701 E. Expressway 83, 5th Floor (Rm 5.562), McAllen, TX

**What:** Do you use social media for your small business? Join us for this "SBDC Day" seminar to learn how social media can impact your company!

[RSVP](#)



### Taking Your Restaurant on the Road

**When:** March 16, 2023, 1 P.M. - 2 P.M.

**What:** With a diversity of delicious and convenient food offerings, it's no wonder food trucks have been growing in popularity. In this Governor's Small Business Webinar, learn from experts on the process of developing and creating a successful food truck business. This includes finding the right location, choosing a truck, working through the permit process, creating an engaging customer experience and brand and everything else leading up to opening day!

[RSVP](#)



### Turn Your Customers Into Your Sales Force

**When:** Mar 21, 2023 10:00 AM CT

**What:** The Texas South-West SBDCs have partnered together to bring you expert content to help your small business grow and succeed! This is a brand's dream scenario and in this workshop, we'll spend an hour walking through how businesses can leverage key strategies to draw customers in and retain them for life. Using real-life scenarios, attendees will learn what makes brand connections so important. We will also discuss what drivers determine transactional versus emotional buying, and how that can translate into more sales with less promotional cost.

[RSVP](#)



**U.S. Chamber of Commerce**

### From Communities Around the Country: Opportunities to Improve Mental Health

*Hosted by: U.S. Chamber of Commerce*

**When:** Tuesday, March 28, 2023

**What:** The U.S. Chamber of Commerce will be hosting "From Communities to the Capitol: The Importance of Mental Health", an event on community-based efforts to improve mental health services. The event will be held in-person on Tuesday, March 28, 2023 at U.S. Chamber Headquarters in Washington, D.C.. We will highlight the ongoing efforts of Certified Community Behavioral Health Clinics (CCBHCs) and the impact this behavioral health model has had since its inception. This discussion will also explore the possibility of future innovation within the CCBHC system.

[RSVP](#)



**U.S. Chamber of Commerce**

### Let's talk money, dollars, and sense

*Hosted by: U.S. Chamber of Commerce*

**When:** Thursday, March 30, 2023

12:00 pm - 12:30 pm ET

**What:** Proper cash flow management is a vital strategy that every business owner must master for long-term financial success. While handling finances can be one of the biggest challenges business owners face, there are several tactics that you can incorporate into your business model to stabilize and support your assets. In this 30-minute program designed specifically for small business owners, you will hear from a financial expert and a skilled small business leader whose insight can set you up for fiscal success. Hear as they share their perspectives and advice on best practices for cash flow management and understanding its effect on the future of your business.

[RSVP](#)

## MEMBER & COMMUNITY NEWS



## Edinburg Mayor highlights education, economic development, engagement and public safety in his first State of the City Address

City of Edinburg Mayor Ramiro Garza, Jr. delivered his first "State of the City" address to a packed crowd at the Edinburg Conference Center at Renaissance. Mayor Garza focused on his administration's priorities surrounding economic development, infrastructure, public safety, and quality of life. The theme for the event was, "Empowering today, envisioning tomorrow." Key highlights of his speech reflecting on 2022 include:

- Edinburg had a total capital investment of \$264.8 million, which resulted in an economic impact of \$730.5 million and 2,018 jobs created
- Among all U.S. cities with 100,000 or more residents, Edinburg is the FASTEST growing city in South Texas, 5th fastest in the state, and 12th fastest growing in the nation
- More than 9,000 building permits were issued, that resulted in \$301 million in construction activity
- \$98 million have been invested in improvements throughout Edinburg, that include street upgrades, park and trail improvements, public facilities, and drainage improvements

"The buzz generated by our rapid growth is exciting, but it also comes with challenges. We have to have the right infrastructure in place. That is key to our growth," Mayor Garza said. "Infrastructure enables trade, powers business, connects workers to their jobs, and creates opportunities for Edinburg."

During his speech, Mayor Garza highlighted education and the city's unique partnerships with local school districts. The City of Edinburg recently broke ground on De Zavala Park which will feature a walking trail, basketball court, and two soccer fields. The city also opened its first all-inclusive park in partnership with the Edinburg Economic Development Corporation and Vanguard Academy School. The Vanguard Academy Beethoven City Park includes all-inclusive equipment, such as the "We-Go" Swing which can accommodate wheelchairs, a first in the state of Texas.

"In the educational arena, the City of Edinburg is unmatched. Who can say that they have a top-tier university in their backyard? We are so proud to be the home of the University of Texas Rio Grande Valley," Mayor Garza said. "UTRGV empowers successful futures and helps our region shine as a global innovator in higher education."

Mayor Garza also focused on healthcare advancements in the city. South Texas Health System's new five-story patient tower has officially opened its doors in Edinburg. The new tower represents a \$100 million investment. Similarly, a new eight-level freestanding Driscoll Children's Hospital will be located on the campus of DHR Health and will be a \$110 million boost to the city's economy.

"Edinburg is the medical mecca of the Rio Grande Valley," Mayor Garza said. "We are home to not one, but two world-class health systems to advance medicine and increase access to medical care in our community."

The new Edinburg Arts, Culture, and Events Center was also a focal point. Better known as the ACE building, the 36,000 sq. ft. facility will serve as a downtown venue to host local conferences, cultural art exhibits, live performances, and community events. The ACE building is being constructed on a downtown block newly dubbed, "Promenade Park." It features an outdoor amphitheater, an interactive water garden, and green space amenities.

"Our growth is explosive and when you look at what's coming, like Division 1 collegiate football, the ACE building, state of the art medical facilities, Edinburg is the educational, cultural, and healthcare hub of the Valley."

Garza also discussed the city's infrastructure and road improvements – most notably the completion of Schunior, Alberta, and Lull Subdivision street improvements.

"As part of all the improvements we are making, \$3 million were also set aside from the city's capital improvement fund for a residential street improvement program," he said. "We looked at requests from residents, solicited feedback, and identified streets that needed repairs. Our crews have already repaved about 30 of them. You spoke and we listened!"

Other highlights of Mayor Garza's State of the City speech include:

- The overall crime rate dropped 5% in 2022, compared to 2021
- For the first time since 1996, property tax rates were lowered from 68 cents to 64 cents
- The unemployment rate dipped to 5.1% in 2022 from 6.4% the previous year
- Edinburg generated \$34.6 million in sales tax activity, the highest in the city's history

"We have all the key ingredients in Edinburg— solid infrastructure, better roads and drainage, booming growth, and open land to grow."

## 10th Annual H-E-B Quest for Texas Best

With nine years under its belt buckle, H-E-B is pleased to announce the call for entries for the 10th Annual H-E-B Quest for Texas Best. Submissions will be accepted from February 22 through April 6. Qualified participants will compete for a combined \$70,000 in cash prizes and the opportunity to feature their product on H-E-B shelves across the state.



[Learn More](#)



## UTRGV Football Hires Adrian McDonald as First Defensive Backs Coach

The University of Texas Rio Grande Valley (UTRGV) head football coach **Travis Bush** announced on Friday the hiring of **Adrian McDonald**, who spent the last two seasons as the defensive backs coach, special teams coach and recruiting coordinator at Midwestern State, as the first defensive backs coach in program history.

McDonald competed collegiately at Houston as a safety from 2012-15, the first three seasons of which Bush was on the coaching staff in positions including offensive coordinator and assistant head coach.

"I can't tell you how lucky we are that Coach McDonald chose to come to UTRGV," Bush said. "Adrian is a fast-rising star in the college coaching profession. His experience as a college player and time in the NFL have helped him move up the ladder quick. A high school quarterback turned safety in college, Adrian has extensive knowledge on both sides of the football and great expertise on special teams. He's already proven to be a great evaluator of talent and will add value to this program immediately. It's been fun to watch him grow from an outstanding student-athlete to now a fantastic coach. I'm excited to be back on his team again."

During his two seasons at Midwestern State, McDonald mentored the defensive backs, coordinated passing game and coverages, oversaw special teams, and created scouting reports while helping his team to an aggregate record of 13-8, including two wins over top 25 teams.

McDonald spent the previous two seasons (2019-20) as a defensive graduate assistant at Texas State, where he organized game plans and practices in coordination with then-defensive coordinator **Zac Spavital**, who coached him during his stellar career at Houston and was hired as Maryland's safeties coach on Thursday. McDonald also assisted in developing players during practice, primarily working with corners, safeties, and returners.

McDonald began his coaching career as the defensive backs coach while also serving as a special education teacher at Sam Rayburn High School in Pasadena in 2018.

"The opportunity to work with Coach Bush after being around him when he was coaching and I was playing at Houston is astounding," McDonald said. "I know how he is as a coach, and I saw the great job he did as the head coach of those Seguin and Canyon programs. It's intriguing that he was at UTSA when they started their program. It's a blessing to be able to work with a guy like Coach Bush and to get to the Valley and start a program. Not many people have the opportunity to be first and I'm excited for what we're going to be able to accomplish as we #RallyTheValley together."

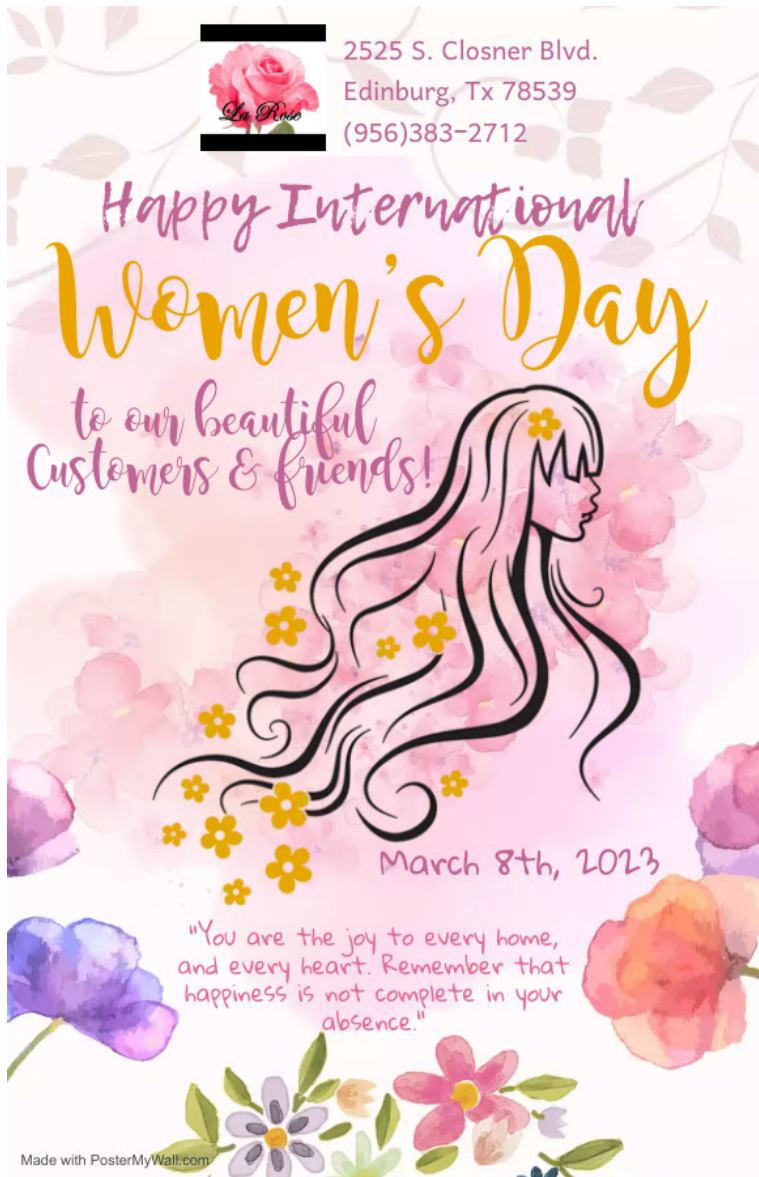
A native of Lawton, Okla., McDonald was a standout defensive back/safety at Houston, earning numerous awards, including recognition as a Jim Thorpe Award semifinalist and a member of the Wuerffel and Nagurski trophy watch lists, in addition to All-American Athletic Conference (AAC) Second Team, Phill Steele's AAC Third Team, Dave Campbell's Preseason Best Defensive Back in Texas, Dave's Campbell's Preseason All-Texas First Team, and Athlon Sports and Phill Steele's Preseason AAC First Team honors while serving as team captain as a senior. McDonald was an All-AAC First Team selection as a junior and ended his career with the Houston career record for interceptions (17) while ranking second in interception return yards (286), third in fumble recoveries (7), and fifth in forced fumbles (7). He put an exclamation point on his career with seven tackles in a Chick-fil-A Peach Bowl win over Florida State.

McDonald spent two seasons in the NFL as a practice squad player with the Los Angeles Chargers in 2016 and the Buffalo Bills on 2017.

McDonald graduated from Houston in 2016 with a Bachelor of Science in Kinesiology. He earned his Master of Education from Texas State in 2021.







**Join the Team That Makes a Difference Every Day!**

**Employee Full-Time Benefits**

- Various & Flexible Shifts
- Shift Differentials
- Competitive Pay
- Employee Referral Bonus
- Professional Advancement
- Employee Perks

**DHR Health Career Fair**  
HIRING FOR ALL POSITIONS!  
Wednesday, March 15, 2023  
6:30 PM - 8:30 PM  
Philly 77  
1123 W. US Highway B3 • McAllen, TX 78501

Ask Us About Our Sign-On Bonus!

Apply at [workintexas.com](https://workintexas.com)  
30415779134  
<https://tinyurl.com/2oymsu8u>

**DHR Health**  
For You. For Life.  
(956) 362-3200

**workforce solutions**  
EQUAL OPPORTUNITY IS THE LAW

workforce solutions is an equal opportunity employer. All qualified applicants will receive consideration for employment without regard to race, color, religion, sex, national origin, age, or disability. This document contains confidential information and is intended for the recipient named. If you are not the named recipient, please do not disseminate this information. If you are the named recipient, please do not disseminate this information. If you are not the named recipient, please do not disseminate this information. If you are the named recipient, please do not disseminate this information.

**LHM Employment Group, L.L.C.**  
Work solutions for South Texas.

**Hiring Event**  
Wednesday, March 15  
9 am - 12 pm

**Workforce Solutions Edinburg**  
2719 W. University Dr.  
Edinburg, TX 78539

**New Hiring**

- General Laborers | JO#15833473  
<https://tinyurl.com/2paf7dc>
- Forklift Drivers | JO#15829104  
<https://tinyurl.com/2panvma8>
- Quality Control Inspector | JO#15813248  
<https://tinyurl.com/2zuffw>
- Warehouse Stockers | JO#15678590  
<https://tinyurl.com/2hsav9pk>

Apply at [workintexas.com](https://workintexas.com)

**workforce solutions**  
EQUAL OPPORTUNITY IS THE LAW

workforce solutions is an equal opportunity employer. All qualified applicants will receive consideration for employment without regard to race, color, religion, sex, national origin, age, or disability. This document contains confidential information and is intended for the recipient named. If you are not the named recipient, please do not disseminate this information. If you are the named recipient, please do not disseminate this information. If you are not the named recipient, please do not disseminate this information. If you are the named recipient, please do not disseminate this information.

EDINBURG CHAMBER OF COMMERCE  
Phone: (956) 383-4974  
602 W. University Dr.  
Edinburg, TX 78539

Keep in Touch!

THE OFFICIAL NEWSLETTER OF THE



MOVE YOUR BUSINESS FORWARD



JOIN US AT OUR  
NEXT EVENT!



FOLLOW US ON OUR SOCIALS

@EDINBURGCHAMBER

## EDINBURG CHAMBER NEWS



### Congresswoman Monica De La Cruz to Speak at Public Affairs Luncheon

The Edinburg Chamber of Commerce welcomes area leaders to attend its quarterly Public Affairs Luncheon scheduled for Thursday, April 13, 2023. Congresswoman Monica De La Cruz will bring insight into her top priorities for the 118th Congressional Session.

De La Cruz was sworn in on January 7, 2023 and is the first Latina and first Republican to represent the 15th Congressional District of Texas in the United States House of Representatives. Her district spans from Hidalgo County in the Rio Grande Valley northward to Seguin in Guadalupe County, and to the east of San Antonio.

The luncheon will take place at the Edinburg Conference Center at Renaissance located at 118 Paseo Del Prado in Edinburg.

Limited tickets and tables are available for purchase by calling the Edinburg Chamber. For more information on sponsorship opportunities or to make a reservation, please contact the Edinburg Chamber of Commerce at 956-383-4974.



### America's Best Tae Kwon Do-Karate and Mixed Martial Arts Second location now open!

Congratulations to America's Best Tae Kwon Do-Karate and Mixed Martial Arts on opening your 2nd location in North Edinburg! Located at 1222 W Monte Cristo Rd., Edinburg, TX. Learn more about upcoming class schedules and promotions by calling 956-800-9386



### Las Madras de los Seguros Opens Edinburg, TX location!

Congratulations to **Las Madras de los Seguros** on the opening of their 5th location. Conveniently located at 1601 W. Trenton Rd Unit H Edinburg, TX, Las Madras De Los Seguros is a company dedicated exclusively to the field of Insurance. They provide support with specialized agents 365 days a year. For more information, visit [www.lasmadrinasdelosseguros.com](http://www.lasmadrinasdelosseguros.com)



**EXCELLENCE**  
REAL ESTATE ADVISORS

**Las Madrinhas**  
TU SALUD, NUESTRA RAZON



**SOUTH TEXAS**  
HEARING CENTER  
*Hear & Life*

**WELCOME**  
NEW MEMBERS

**EDINBURG**  
CHAMBER OF COMMERCE

VISIT [WWW.EDINBURG.COM](http://WWW.EDINBURG.COM) FOR A  
FULL LIST OF CHAMBER MEMBERS

## UPCOMING CHAMBER EVENTS



**EDINBURG**  
CHAMBER OF COMMERCE

JOIN US FOR A

**RIBBON**  
*Cutting*

**match made**  
COFFEE

MATCH MADE COFFEE BAR  
2500 S. CLOSER BLVD  
EDINBURG, TX 78539  
FRIDAY, MARCH 24TH, 2023  
10:00 A.M.



**EDINBURG**  
CHAMBER OF COMMERCE

JOIN US FOR A

**RIBBON**  
*Cutting*

**Tita's Vestidos De Gala**

TITA'S VESTIDOS DE GALA  
711 S. CLOSER BLVD  
EDINBURG, TX 78539  
FRIDAY, MARCH 24TH, 2023  
12:00 P.M.



# PUBLIC AFFAIRS LUNCHEON

**Thursday, April 13, 2023**  
**11:30 A.M. - 1:00 P.M.**  
**EDINBURG CONFERENCE CENTER AT RENAISSANCE**  
**118 PASEO DEL PRADO, EDINBURG, TX 78539**



**MONICA DE LA CRUZ**  
Congresswoman  
15th Congressional District of Texas

**MEET CONGRESSWOMAN  
MONICA DE LA CRUZ**

Join us as Congresswoman Monica De La Cruz brings insight into her top priorities for the 118th Congressional Session. De La Cruz is the first Latina and first Republican to represent the 15th Congressional District of Texas in the United States House of Representatives.

To register, please call (956) 383-4974

**Individual Tickets**  
**Edinburg Chamber Member \$50**  
**Non-member \$70**

**TABLES OF 8 AVAILABLE FOR**  
**Edinburg Chamber Member \$500**  
**Non-member: \$700**

For all sponsorship inquiries please call  
**956-383-4974** or email  
**marketing@edinburg.com**

## WEBINARS & SEMINARS

### Let's Talk Business

Join the SBDC for its quarterly chat with small business advocates on March 23, 2023!

This quarter's guest speaker is the U.S. Small Business Administration (SBA).

What is the SBA? How does the SBA help small businesses?

SBA is an agency of the United States government that provides support to entrepreneurs and small businesses! SBA loans, for example, are made through banks, credit unions, and other lenders who partner with the SBA. The SBA provides a government-backed guarantee on part of the loan.

Do you want to know more? Join us for an informal discussion with our local SBA office as they share more details about their programs for small businesses.



**LET'S TALK BUSINESS**  
SBDC Welcomes SBA

**Join the SBDC for its quarterly chat with small business advocates!**

This quarter's guest is SBA. What is the SBA? How does the SBA help small businesses? SBA is an agency of the United States government that provides support to entrepreneurs and small businesses! SBA loans, for example, are made through banks, credit unions, and other lenders who partner with the SBA. The SBA provides a government-backed guarantee on part of the loan.

Do you want to know more? Join us for an informal discussion with our local SBA office as they share more details about their programs for small businesses.

**Registration highlights:**

- What are SBA loans?
- What are the different types of SBA loans?
- How do SBA loans work?
- Are SBA loans a good idea for my business?

**DATE: MARCH 23, 2023**  
**TIME: 2:00 PM - 3:00 PM CST**  
**PLACE: LIVE WEBINAR**  
**FEE: NONE**

[REGISTER HERE](#)

**UTRGV.EDU/SBDC**

**Webinar Host:**  
Cristina Carr  
Senior Director of I&D Services  
UTRGV Small Business Development Center

**Featured Guest:**  
Jill Truitt  
Lender Relations Specialist  
SBA Field Business Administration  
Llano Rio Grande Valley District Office

**Webinar is sponsored by:**  
This session is sponsored by the UTRGV SBDC and presented in partnership with the following Partner Network:

**UTRGV SBDC Resource Partner Network**



RSVP



U.S. Chamber of Commerce



U.S. Chamber of Commerce

From Communities Around the Country:

Let's talk money, dollars, and sense



### Opportunities to Improve Mental Health

Hosted by: U.S. Chamber of Commerce

**When:** Tuesday, March 28, 2023

**What:** The U.S. Chamber of Commerce will be hosting "From Communities to the Capitol: The Importance of Mental Health", an event on community-based efforts to improve mental health services. The event will be held in-person on Tuesday, March 28, 2023 at U.S. Chamber Headquarters in Washington, D.C.. We will highlight the ongoing efforts of Certified Community Behavioral Health Clinics (CCBHCs) and the impact this behavioral health model has had since its inception. This discussion will also explore the possibility of future innovation within the CCBHC system.

RSVP

Hosted by: U.S. Chamber of Commerce

**When:** Thursday, March 30, 2023

12:00 pm - 12:30 pm ET

**What:** Proper cash flow management is a vital strategy that every business owner must master for long-term financial success. While handling finances can be one of the biggest challenges business owners face, there are several tactics that you can incorporate into your business model to stabilize and support your assets. In this 30-minute program designed specifically for small business owners, you will hear from a financial expert and a skilled small business leader whose insight can set you up for fiscal success. Hear as they share their perspectives and advice on best practices for cash flow management and understanding its effect on the future of your business.

RSVP

## MEMBER & COMMUNITY NEWS



**PREVENT. TREAT. BEAT.**  
**DIABETES**  
SYMPOSIUM  
Presented by South Texas Health System  
& Prominence Health Plan

**SATURDAY, APRIL 1**

### A Conference and Expo FOR THE ENTIRE FAMILY

Did you know about 1 in every 10 people in the United States have diabetes, while 1 in every 5 don't know they have the disease? The numbers are believed to be higher in the Rio Grande Valley.

You can prevent or delay type 2 diabetes by making healthy lifestyle choices and managing the disease with help from your doctor.

Don't miss the Prevent, Treat & Beat Diabetes Symposium to learn ways to keep your health in check, including:

- DIABETES EDUCATION SEMINARS, LED BY LOCAL HEALTHCARE PROFESSIONALS
- EXERCISE & COOKING DEMOS GEARED TO SPECIFIC GROUPS (KIDS, ADULTS, SENIORS, CAREGIVERS)
- HEALTH CHECKS & SCREENINGS
- INFORMATION & RESOURCE CONNECTIONS AT OUR EXPO
- AND MORE

#### **SATURDAY, APRIL 1**

10:00 a.m. - 6:00 p.m.

Nursing & Allied Health Campus (Bldg. B)

South Texas College

1901 S. McCall Rd.

McAllen, TX 78503

*FREE Event for the entire family!*

\*According to the Centers for Disease Control and Prevention

For the complete schedule of presentations and activities and to register, visit [STHSEducation.com](http://STHSEducation.com)

Any questions? Please contact Veronica Galligan at

(956) 821-9569 or [Veronica.Galligan@uhsinc.com](mailto:Veronica.Galligan@uhsinc.com)

EVENT LOCATION GOOGLE MAP



In partnership with



Prominence  
Health Plan

Presented by  
**SOUTH TEXAS**  
HEALTH SYSTEM®  
Get social with us







**PRESENT:**

# OUTDOOR EXPO

Live animal show, fishing tournament\*, door prizes, rock wall, vendors, boat/ATV Show and MUCH MORE!

**MARCH 25TH**

**FREE ENTRY**

9AM-3PM

FAMILY, CHILDREN, AND ALL AGES WELCOME


**MUNICIPAL PARK**  
714 S. Raul Longoria Rd.  
Edinburg, TX. 78542


**For more information: (956) 381-9922**  
\*Valid fishing license required for tournament\*


**Kiwanis**  
CLUB OF EDINBURG

Pancake Breakfast







**ALL YOU CAN EAT PANCAKES WITH OUR HERO'S**

**Saturday, April 1<sup>st</sup>, 2023**  
8:00 am to 11:00 am  
EDINBURG ACTIVITY CENTER  
123 E Mark S Pena Dr, Edinburg, TX 78539  
\$7.00 DONATION

- All You-Can-Eat Pancakes
- 2 Sausage Links
- Choice of Coffee, Juice, or Water

All proceeds collected will be used to serve children charities of Edinburg and scholarships for our youth. For ticket information or sponsorship opportunities contact: Kiwanis Club of Edinburg member or treasurer: John Alvarado at (956) 381-3451, [mrjanderson@gmail.com](mailto:mrjanderson@gmail.com)

The Kiwanis Club of Edinburg is a 501 (c)(3) non-profit entity.


2525 S. US Highway 281  
Edinburg, Texas 78539  
(956) 383-2712



# Easter is upon us!



**Monday - Saturday**
**10AM - 6PM**












Made with PosterMyWall.com

EDINBURG CHAMBER OF COMMERCE  
 Phone: (956) 383-4974  
 602 W. University Dr.  
 Edinburg, TX 78539

Visit Us Now

Keep in Touch!



THE OFFICIAL NEWSLETTER OF THE



MOVE YOUR BUSINESS FORWARD



JOIN US AT OUR  
NEXT EVENT!



FOLLOW US ON OUR SOCIALS

@EDINBURGCCHAMBER

## EDINBURG CHAMBER NEWS



### Congresswoman Monica De La Cruz to Speak at Public Affairs Luncheon

The Edinburg Chamber of Commerce welcomes area leaders to attend its quarterly Public Affairs Luncheon scheduled for Thursday, April 13, 2023. Congresswoman Monica De La Cruz will bring insight into her top priorities for the 118th Congressional Session.

The luncheon will take place at the Edinburg Conference Center at Renaissance located at 118 Paseo Del Prado in Edinburg.

Limited tickets and tables are available for purchase by calling the Edinburg Chamber. To make a reservation, please contact give us a call to 956-383-4974.

## Thank You, Sponsors!



For more information on sponsorship opportunities or to make a reservation, please contact the Edinburg Chamber of Commerce at 956-383-4974.



**WELCOME**  
NEW MEMBERS



VISIT [WWW.EDINBURG.COM](http://WWW.EDINBURG.COM) FOR A  
FULL LIST OF CHAMBER MEMBERS



### **Titos Vestidos De Gala Now Open!**

Help us welcome **Titos Vestidos De Gala** to Edinburg, TX! They specialize in making you feel beautiful for your next special event. Open just in time for prom season! Located at 711 S. Closner Blvd. Ste 2 Edinburg TX. For more information call (956) 292-8649



### **Congratulations Match Made Coffee Bar!**

Last week we celebrated **Match Made Coffee Bar** new business location! Match Made new airstream can now be found Monday - Friday at 2500 S. Closner, Edinburg, TX, open 7 A.M. - 12 P.M. Congratulations, and we thank you for the generosity and service you provide for our community!!

## **UPCOMING CHAMBER EVENTS**

*Edinburg Housing Authority  
cordially invites you to*

***La Posada II  
Groundbreaking Ceremony***

**March 29, 2023**

**9:00 am**

**900 S. Sugar Rd., Edinburg, Texas**  
(corner of Sprague and Sugar Rd.)









## PUBLIC AFFAIRS LUNCHEON

**Thursday, April 13, 2023**  
**11:30 A.M. - 1:00 P.M.**  
**EDINBURG CONFERENCE CENTER AT RENAISSANCE**  
**118 PASEO DEL PRADO, EDINBURG, TX 78539**



**MONICA DE LA CRUZ**  
 Congresswoman  
 15th Congressional District of Texas

**MEET CONGRESSWOMAN  
MONICA DE LA CRUZ**

Join us as Congresswoman Monica De La Cruz brings insight into her top priorities for the 118th Congressional Session. De La Cruz is the first Latina and first Republican to represent the 15th Congressional District of Texas in the United States House of Representatives.

To register, please call (956) 383-4974

**Individual Tickets**  
**Edinburg Chamber Member \$50**  
**Non-member \$70**

**TABLES OF 8 AVAILABLE FOR**  
**Edinburg Chamber Member \$500**  
**Non-member: \$700**

For all sponsorship inquiries please call  
**956-383-4974** or email  
**marketing@edinburg.com**

## WEBINARS & SEMINARS



**Strategy Studio**  
 Managing Your Cash Flow  
 March 30 | 12pm ET  
[Register Now](#)

RSVP

### Strategy Studio: Managing Your Cash Flow

Join us Thursday, March 30th at 12pm ET for the second episode of CO— Strategy Studio: Managing Your Cash Flow. Proper cash flow management is a vital strategy that every business owner must master for long-term financial success.



**U.S. Chamber of Commerce**

#### From Communities Around the Country: Opportunities to Improve Mental Health

*Hosted by: U.S. Chamber of Commerce*

**When:** Tuesday, March 28, 2023

**What:** The U.S. Chamber of Commerce will be hosting "From Communities to the Capitol: The Importance of Mental Health", an event on community-based efforts to improve mental health services. The event will be held in-person on Tuesday, March 28, 2023 at U.S. Chamber Headquarters in Washington, D.C..



**U.S. Chamber of Commerce**

#### Let's talk money, dollars, and sense

*Hosted by: U.S. Chamber of Commerce*

**When:** Thursday, March 30, 2023

**12:00 pm - 12:30 pm ET**

**What:** Proper cash flow management is a vital strategy that every business owner must master for long-term financial success. While handling finances can be one of the biggest challenges business owners face, there are several tactics that you can incorporate into your business model to stabilize and support your assets.

We will highlight the ongoing efforts of Certified Community Behavioral Health Clinics (CCBHCs) and the impact this behavioral health model has had since its inception. This discussion will also explore the possibility of future innovation within the CCBHC system.

RSVP

In this 30-minute program designed specifically for small business owners, you will hear from a financial expert and a skilled small business leader whose insight can set you up for fiscal success. Hear as they share their perspectives and advice on best practices for cash flow management and understanding its effect on the future of your business.

RSVP

---

## MEMBER & COMMUNITY NEWS



### Enjoy regional Easter traditions at MOSTHistory

The Museum of South Texas History presents ¡Cascarón!, an Easter celebration, from 11 a.m. to 4 p.m. Saturday, April 8.

The museum's annual event features the regional tradition of decorating "cascarones," or empty eggshells, filled with confetti. Blank and ready-to-hide cascarones will be available for purchase, while supplies last. Guests can choose to decorate a dozen empty eggshells for \$2 or purchase a dozen pre-decorated eggs for \$4.

The Easter egg hunt starts at 1 p.m. on the museum's grassy Gran Paseo. Guests are encouraged to bring their own baskets.

Other activities include basket-making and butterfly crafts for children and families. Balloons and Faces Party Rental will provide free facepainting for visitors. Take a photograph at the Easter-inspired photo booth in the Courtyard Gallery where guests can purchase a Polaroid print for \$3 or take a selfie for free.

Admission to ¡Cascarón! is free from 10 a.m. to 12 p.m., which includes a self-guided tour to the signature Rio Grande Legacy exhibition. ¡Cascarón! is included in regular museum admission after 12 p.m. Visit [mosthistory.org/events](https://mosthistory.org/events) for the latest information.



# Kiwanis®

## CLUB OF EDINBURG



Pancake  
Breakfast



### ALL YOU CAN EAT PANCAKES WITH OUR HERO'S

**Saturday, April 1<sup>st</sup>, 2023**

**8:00 am to 11:00 am**

**EDINBURG ACTIVITY CENTER**

**123 E Mark S Pena Dr, Edinburg, TX 78539**

**\$7.00 DONATION**

- All You-Can-Eat Pancakes
- 2 Sausage Links
- Choice of Coffee, Juice, or Water

All proceeds collected will be used to serve children charities of Edinburg and scholarships for our youth. For ticket information or sponsorship opportunities contact a Kiwanis Club of Edinburg member or text/email our club treasurer, Jaime Miranda at 956-219-3451, mirandaedinburg@gmail.com

The Kiwanis Club of Edinburg is a 501 (c4) non-profit entity.

1/1

**2025**  
UTRGV FOOTBALL



You are invited to a  
**MEET & GREET**  
WITH HEAD FOOTBALL COACH  
**TRAVIS BUSH**

**TUESDAY, APRIL 11, 2023**  
**5:45 PM**  
**BARREL HOUSE KITCHEN + BAR**  
1927 S Tourist Dr, Edinburg, TX

RSVP by April 1 at  
[GoUTRGV.com/BarrelHouse](https://GoUTRGV.com/BarrelHouse)

**#RALLYTHEVALLEY**

**BARREL HOUSE**  
KITCHEN + BAR

**PREVENT. TREAT. DEAT.**  
**DIABETES**  
SYMPOSIUM  
Presented by South Texas Health System  
Prominence Health Plan

**SATURDAY, APRIL 1**

**A Conference and Expo**  
**FOR THE ENTIRE FAMILY**

Did you know about 1 in every 10 people in the United States have diabetes, while 1 in every 3 don't know they have the disease? The numbers are believed to be higher in the Rio Grande Valley.

You can prevent or delay type 2 diabetes by making healthy lifestyle choices and managing the disease with help from your doctor.

Don't miss the **Prevent, Treat & Beat Diabetes Symposium** to learn ways to keep your health in check, including:

- DIABETES EDUCATION SEMINARS LED BY LOCAL HEALTHCARE PROFESSIONALS
- EXERCISE & COOKING DEMOS TAILORED TO SPECIFIC GROUPS AND UP-TO-DATE LATEST CARES
- HEALTH CHECKS & SCREENINGS
- INFORMATION & RESOURCE CONNECTIONS AT OUR EXPO
- AND MORE

**SATURDAY, APRIL 1**  
10:00 a.m. - 6:00 p.m.  
Meeting & Exhibit Center (Rm. R)  
South Texas College  
7901 N. Medical Rd.  
McAllen, TX 78503  
FREE Event for the entire family!  
Reservations for Group Rates Contacted Separately

For the complete schedule of presentations and activities and to register, visit [STHES.com](https://STHES.com)

Any questions? Please contact Veronica Galligan at (956) 871-5555 or [Veronica.Galligan@sths.com](mailto:Veronica.Galligan@sths.com)

**EVENT LOCATION GOOGLE MAP**



In partnership with






Presented by



EDINBURG CHAMBER OF COMMERCE  
 Phone: (956) 383-4974  
 602 W. University Dr.  
 Edinburg, TX 78539


Visit Us Now

Keep in Touch!



Edinburg Chamber of Commerce | 602 W. University Drive, Edinburg, TX 78539

# MUSEUM OF SOUTH TEXAS HISTORY



**Date: April 11, 2023**

**To: City of Edinburg**

**From: Museum of South Texas History**

**Re: Monthly Report**

Herein is the report of work from the Museum of South Texas History, as broken down per division of work. The City of Edinburg invests in all areas of work of the museum, though Hotel and Occupancy Tax impact most directly and intensively the Communications, Community Engagement, Exhibits functions.

▪ **COMMUNICATIONS**

Submitted by Pamela Morales, Communications Officer, March 2023 for April 2023

**Summary (4/3/2023)**

Communications Team is currently working on creating graphics and marketing plan for the Dr. Garcia's Gold exhibit, filming and editing a Did You Know? video, working with Community Engagement on programming such as ¡Cascarón! and Mother's Day program, and marketing Pages of the Past book club.

Website

Posted (3) press releases

CEO

Tech support for March Monthly Board Meeting

Tech support for several committee meetings

Met with Region One to discuss possible rentals for meetings and guided tours

Exhibits

Borderlands-An Illustrated History by José Cisneros

Promoted exhibit on social media

Promoted custom-order products on social media

Furniture that Built the Valley

Promoted exhibit on social media

Development

Heritage Ranch Gala

Designed and printed "Match the Brand" activity

Printed map of ranches

Took photographs and posted on social media

Filmed event

The Great Historical Shootout

Updated flier

Planet Texas 2050

Met with TACC on updates for exhibit updates and other programming



## Community Engagement

### Sunday Speaker Series

- March 12: The Valley's Natural Heritage
- Promoted presentation on social media
- Took photographs during presentation
- Posted photographs on Facebook
- Recorded presentation

### Finalized Heritage & History Day survey results

### Spring Break Scavenger Hunt

- Sent press release to media
- Promoted on social media
- Took photographs and posted on social media
- Designed and printed Eye Spy game

### Big Squeeze

- Met to discuss Big Squeeze Semi-Final future with City of Edinburg
- Reviewed Did You Know? Edinburg Musicians script
- Applied for filming at Edinburg City Hall
- Filmed at Tejano Walk of Fame
- Sent information about museum's collaboration for press release to be sent by City of Edinburg

### ¡Cascarón!

- Met to discuss details
- Finalized photo booth idea
- Created graphics
- Promoted on social media

### Vanguard Family Day

- Printed and dropped off fliers for event

### Mother's Day

- Scheduled and confirmed Selfies & More Photo Booth
- Summer Saturdays at the Museum
- Choose photos and wrote text for puzzles

## Education

- Promoted PNC Mobile Learning Adventure and coordinated media interview

## Collections

- Pages of the Past book club
- Promoted on social media
- Sent press release
- Sent Constant Contact email
- Sent two emails to remind participants
- Created survey

## Communications

### Outreaches

- East Foundation: Behind the Gates
- Dr. Seuss Celebration hosted by City of Pharr



## Jubilee Academy: Night at the Museum in Brownsville

### Media Interviews

- Telemundo40 on Planet Texas 2050 collaboration
- RGVision media on Underground Railroad in South Texas
- KRGV Somos Noticias on Spring Break Scavenger Hunt
- Coordinated dinner with Texas Historical Commission representatives
- Attended Newsletter webinar
- Stories from the Rio Grande
  - Promoted on social media

### UTRGV FESTIBA

- Hosted presentation on Facebook Live
  - TAM 2023 Conference
  - Sent PowerPoint presentations to TAM organizers for conference
  - Met with UTRGV art design students
  - Reviewed rental rack card
  - Reviewed museum brochure
- Borderlines newsletter
  - Met to review and finalize articles
- Museum Pláticas
  - Live stream on YouTube and Facebook
  - Special guest featured Dr. Roberto Margo from Margo Ranch
  - Digital Content numbers:
    - Facebook (live and prerecorded)
      - 579 views
    - YouTube (live and prerecorded)
      - 211 views

## COLLECTIONS REPORT

*Submitted by Kelly Francis-Love, archivist; Melissa Peña, collections and exhibits officer; Luna Galvan, registrar; and Susie Mathews, collections assistant (pt) March 2023 for April 2023*

### Acquisitions and loans—working with collections

Acquisitions received this month include books of the *Mexican War*, *The Spanish West*, *150 Years of the Valley*, *Visión Histórica de Reynosa*, and a Guest Informant by the Hotel Edinburg, donated by Berry Fritz. A collection of Edcouch 1940s official certificates and copies of birth, baptism, and death certificates, donated by the Hidalgo County Clerks Office. An assortment of dresses and undergarments from the late 20<sup>th</sup> century, donated by Dr. Celia Billescas Hilber. A collection of J. T. Canales portraits, writings, books, and a ledger with brand registration from the Port of Brownsville, donated by Josefa Cappadona. A copy of a panoramic photo of the Alamo Excursion Party on November 9, 1917, donated by Daniel Lowther. A collection of Quinceañera invitations from the 2000s, program from the 2023 City of Edinburg State of the City Address program, and memento of Father Leo Francis' First Solemn Mass at the St. Jude Catholic Church, donated by Pamela Morales de Hendricks.

An incoming loan renewal agreement until the end of 2024 has been created between the Texas Archaeological Research Laboratory at UT Austin and MOSTH in regard to the various artifacts displayed upstairs in the Coahuiltecan exhibit. An updated AAM facility report is being prepared by Facilities Officer Johnny Gonzalez to submit to TARL along with a Condition report to complete this renewal loan. Paul Porter, who is currently loaning MOSTH the Spanish Chain Mail is looking to prepare to donate the artifact to the museum after getting the item appraised.

Melissa has started the process of receiving a donation from Congressman Ruben Hinojosa. His congressional furniture is being stored at UTRGV and the logistics for transfer are in the works. She and Francisco also met with Hinojosa to hear about his time in Congress.

### **Interpretation—bringing the collections to life**

Melissa has been researching archives and collections for materials that can be used in upcoming exhibits for Planet Texas and Hispanic Heritage Month.

### **Patrons and public—serving the community**

Reading room patrons this month researched the Magic Valley, Native Americans in the Rio Grande Valley, and St. Anne's Catholic Church in San Manuel.

Kelly provided a tour of the archives to undergrad history students from UTRGV.

Kelly, Luna and Melissa all helped with the Heritage Ranch Gala.

### **Planning and progress—using best practices for continual improvement**

The team met with board member Judy Perkin to update the collections plan document. This is an item that was listed on the strategic plan and will hopefully be completed by next month. The team also made short introductions to the current board during the March board meeting, mentioning plans to achieve strategic plan goals for the ACE department.

Kelly finished processing the Sid Hardin law collection, which contains over 50 boxes of legal documents from the 1930s and 40s. She and Susie are now working on photo collections from The Monitor.

Luna has a student worker continuing to inventory archive boxes and began to create a new Storage Map for the oversize cabinet located in Archives Storage with a volunteer.

Melissa worked on inventory and has been waxing furniture in collections storage.

### **Summary**

This month has primarily been one of planning and preservation for the collections and archives teams. Team members continue to use best practices to care for materials and plan ways to use materials in the future.

## **EDUCATION**

### School Tours and Contracts

- During the month of March 2023, **1,850 students and teachers** toured the museum. From September 2022 to March 2023, **a total of 10,732 students and teachers** have visited the museum.

<b>School Tours</b>	<b>#</b>
Sept-Dec. 2022	4,634
Jan. 4- Jan. 31, 2023	1,529
Feb 1-30, 2023	2,719
March 1-31	1,850
<b>TOTAL to date</b>	<b>10,732</b>

- Our department continued to facilitate and promote school tours to include new agreements with several IDEA schools in the lower and upper Rio Grande Valley, La Joya, Harlingen CISD, Sharyland ISD and regional school district administrators and curriculum leaders.
- Reached out to current school leaders that included specialized departments such as private schools (Edinburg St. Matthew's, Brownsville St. Mary's, Weslaco Macedonian Christian Academy).
- Continued to promote and extend invitations to retirees, retirement villages, book clubs, winter tourists and area organizations.

### Facilitated educational partnerships with ECISD and Community Engagement:

- Facilitated and assisted with the management of docents and volunteers at the *Heritage and History Day @the Museum*. Approximately 576 visitors visited the Museum that day.
- Planned and facilitated (with Dr. Francisco Guajardo) the third *ECISD Freddy Gonzalez' letters' writing curriculum*. Approximately twenty-two middle school teachers and ECISD administrators attended the March 25th Saturday workshop. The Freddy Gonzalez' Letters indicated that Gonzalez requested from his mother, Dolia Gonzalez, the music of Carlos Guzman and Noe Pro. A surprise visit from the Tejano Legends resulted in a historical reflection regarding the Tejano music of the times (1968). The musicians shared that through the decades countless Vietnam veterans have attended their concerts and shared their horrific military experiences. Many were impacted physically and emotionally from the Vietnam Conflict. The music of the times helped these young soldiers cope with the pressures of the war while maintaining a connection with the Rio Grande Valley.



- **Facilitated a partnership with PNC Bank**

Facilitated and assisted in the **Mobile Learning Adventure**, a traveling exhibit provided by the **PNC Bank** in partnership with the **Museum of South Texas**. This exhibit exposed children to *career exploration* while engaging the children in interactive learning activities

For more information, please click on the following link to learn more about this unique event:

<https://www.pnc.com/en/about-pnc/corporate-responsibility/grow-up-great/connect-with-us/events-calendar.html>



Are you smarter than a South Texas 5<sup>th</sup> grader?  
Take the Museum of South Texas Quiz to assess your knowledge of south Texas history:

<https://quizlet.com/790959472/texas-history-flash-cards/>

Click on this link to access a PowerPoint presentation about the MOST Education Department.



Museum of South  
Texas\_Education.pp

### **Comments:**

**Joselyn Abenoja, Teacher, ECISD Jefferson Elementary School:**

"Wonderful experience. Very organized. Tour guide, Ricardo, is knowledgeable, talented and gave a very cohesive tour". <3

**Samantha Solis, Teacher, St. Mary's Catholic School, Brownsville:**

"Hello,

I just wanted to say that we had a fantastic time at the museum yesterday. It is so beautiful and well taken care of. Our tour guides were also fantastic and so engaging with the students. I have not stopped raving about the

---

*The Museum of South Texas History preserves and presents the borderland heritage of South Texas and northeastern Mexico...*

museum since we left. Our students were also telling their parents how cool and interesting it was. Thank you so much for having us!!! We will definitely be back next year!"

## COMMUNITY ENGAGEMENT

Submitted by René A. Ballesteros

### Sunday Speaker Series:

- Ecologists Mitch Sternberg, Allen Williams, Brad Christoffersen & Jon Dale presented "The Valley's Natural Heritage: Strategies for improving resilience in our ecosystems and communities" on March 12.

### Spring Break Scavenger Hunt:

- Coordinated Spring Break Scavenger Hunt programs from Wednesday, March 15 to Saturday, March 18 with the help and leadership of the museum part time team and staff.
  - The programs welcomed 416 guests over four days.

### Outreach and Community Engagement:

- René Ballesteros attended the American Association of State and Local History Educators and Interpreters Committee meeting.
  - Joined the Resources and Toolkits Sub Committee.
- René Ballesteros was appointed to the Hidalgo County Historical Commission at the Hidalgo County Commissioner's Court meeting on March 21, along with 15 other committee volunteers.
- Attended and coordinated education materials for the East Foundation Behind the Gates outreach at the El Sauz ranch in Willacy County.
- Coordinated Kean University class visit to the Museum and attended the South Texas Global Policy Research Institute seminar in partnership with UTRGV, STC and more.
- Coordinated Dr. Nájera, Dr. Salinas and Dr. Téllez's use of recording studio for oral history studies with the museum Communications Team.
- Attended the "Consultation and Collaboration: A Starting Point for Museums and Indigenous Tribes" workshop organized by the Texas Historical Commission and hosted at MOSTHistory.

### General Duties and Team Projects:

- Served as Sunday Manager on Duty for March.
- Helped with educational activities, and other duties, at Heritage Ranch Gala.
- Continued planning of 2023 Planet Texas programming.
- Continued planning of ¡Cascarón! special event.
- Continued planning of Vanguard Family Day.



- Continued planning of Big Squeeze Conjunto Semi-Finals and Edinburg Music Festival in partnership with the City of Edinburg and Texas Folklife.
  - Wrote and researched script to produce “Did You Know?” museum video with museum Communications Department.
- Coordinated Community Board questions and conducted data entry with the help of museum staff.
- Coordinated Museum Studies student workers for the 2023 Spring semester.
- Submitted press releases for all programs to the museum’s Communications staff.
- Coordinated costume room, hands on materials and events materials storage.

#### **Visitor Comments: Submitted by Visitor Services Host, Osiel Uribe**

- Isabell Martinez from Harlingen, Tx said: “Excellent customer service & excellent displays. Very interesting and will tell my friends & family to visit.” They had visited the museum before.
- “Enjoyable, comprehensive, helpful explanation of the history of South Texas. Thank you, Dr. Francisco.” Dan Valentine is from New Jersey, and it was their first visit to the museum.
- Ashley Saavedra from Elizabeth, New Jersey said: “Thank you for the knowledge you shared with the Kean students. Will come back to the valley.” They were a part of Kean University visiting the valley.
- Kevin Shropshire commented: “Great presentation today on the forest plan. Much needed topic has been discussed before. Thanks for bringing it back with an even more forward-thinking discussion of Valley ecology.” Kevin is from McAllen, Tx and was here for the Sunday Speaker Series on March 12<sup>th</sup>.
- Nicole Alaniz from Pharr, TX said: Very informative, interesting & fun. Gives very good insight on the history of the valley.” This was their first time visiting the museum.

#### **Facilities & Security April 2023**

**Dated: 6 April 2023, By Johnny Gonzales**

##### **Summary:**

The following facility related activities were performed in March: ADT Fire Systems troubleshoot service for fire alarm panels and coordinating with ADT on a future planned phase for replacement of outdated equipment; Annual Elevator service, and Annual Sprinkler Suppression service, provide Luna Galvan with Facilities Report for loan items. Event preparation and break-down for the following: Kean University, ECISD (two meetings), PNC Learning Mobile Center, THC Workshop, Gala and Board Meeting.

**-Pending:** Electric breaker box panel at Quonset building - pending contractor work start date. Power washing of the 1910 Jail and outdoor courtyard pending.

**Ongoing:**

**Building Issues and Maintenance:**

**1910 Jail:** Pending “Gold” exhibit and exhibit planning. ADT estimate for additional security measures required for the exhibit currently pending internal input.

**Main Building:** Fire Alarm Panel glitch (outdated system) working with ADT tech on plan for phased changeover to minimize museum financial burden. Elevator annual check.

**Annex:** Storage of Gala signs.

**Looney Park:** Windmill lube service; landscape changeover and clean-up of Arevalo lot.

**Parking Areas, Arrevalo, Palacios lots:** Electric Breaker Box. Arrevalo lot maintenance. Towing services being provided by Road Runner Towing.

**Dumpster & Trash Service:** Edinburg Recycling – Cardboard X3

**Pest Control:** No service for March.

**Fire, Safety & Suppression:** Troubleshoot fire alarms in progress. Annual sprinkler suppression inspection.

**Security:** Replacement of the east and south side annex doors which poses a security risk. Outdoor lighting maintenance, manlift required.

**DEVELOPMENT REPORT SUMMARY**  
**Submitted by Lynne Beeching, Development Officer**  
**FOR APRIL 2023**

**FRIENDships:** Renewal notices were sent to those whose FRIENDships were due in March, past due from February and would be coming due in April.

**Rentals:** There were two daytime rentals and no evening rentals in March.

**2022-24 Strategic Plan:** Work continues on development of various plans concerning contribution and earned revenue as per the strategic plan.

**Heritage Associate Drive:** The 2023 Heritage Associate Drive-Heritage Round-Up was a stampede of donors this year thanks to the dedication of the board members and staff. Donations continued to be received even after the mid-February deadline. Attached is a separate report with goals and results.

**Heritage Ranch Gala:** The 39<sup>th</sup> Heritage Ranch Gala was held on Saturday March 25, at Margo Ranch in Starr County. Thank you to ranch owners Dr. Roberto & Minerva Margo for opening their ranch to the museum and its honored guests. There were 353 reservations made with 32 of them paid reservations. Three hundred guests attended. It was a beautiful evening on the ranch with lively conversation, dancing, gourmet grazing, and refreshing beverages. A framed invitation was presented to the Margo Family as a token of the museum’s appreciation.



The staff set up a Hands-on History area to give guests a glimpse of the kinds of interactive activities the museum offers to children of all ages. An 1857 map with five options marked. Guests were asked to guess where the Margo Ranch is located and what the name of the area was known as at the time the map was published. If they guessed correctly (hint was in the ranch story printed in the invitation), they were in a drawing for three prizes donated by the Museum Store. Guests enjoyed the activities.

**Grants Report:** *(reported by Maria Rodriguez, Grants Coordinator/Assistant Development Officer)*

**Active Grants this month: 2; Cumulative active grant awards remaining, \$8,000 (cash)**

1. **The Lady Bird Johnson Wildflower Center Seed Grant:** has partnered with [Native American Seed](#) to provide Seed Grants to Texas schools, nonprofits, and other worthy educational or child-centered organizations for creating wildflower demonstration areas on their campuses, enhancing existing wildflower plantings or other educationally directed projects. Seed Grants are not available for projects in private residences. Seed Grants provide recipients with a gift certificate between \$100 to \$500 to purchase native wildflower and/or grass seeds from Native American Seed. **\$500.00/0%**
2. **“Families and University Together as a Unit for Research and Education (FUTURE): Connecting Hispanic Families to Geosciences Through Community Informal Learning Network”:** The goal of the proposed project, FUTURE (Families and University Together as a Unit for Research and Education), is to test and examine an approach to stimulate Hispanic participation in geosciences by connecting families (parents and students/children) through an informal learning network (in geosciences). With the experience gained in a previous GEOPATHS project, the leadership team will expand and scale up the established platform and infrastructure of its existing program transforming the traditional Geoscience Learning Ecosystems (GLEs) while nurturing the Hispanic Geoscience workforce in a way that it can be expanded nationally. This project is for three years at \$2,500 per year. **\$2,500/0%** (Per three years for a total of \$7,500)

#### **Grant Applications Pending this Month:**

1. **Texas Travel Industry Recovery Grant Program: \$20,000** (TTIR) was established by Senate Bill 8 during the 87th Legislature, Third Special Session, to administer \$180 million of funds received from the Coronavirus State Fiscal Recovery Fund, which was established under the American Rescue Plan Act of 2021. The purpose of TTIR is to provide grants for the recovery of Texas businesses in the tourism, travel, and hospitality industry that were negatively impacted due to COVID-19. TTIR will support the Texas tourism, travel, and hospitality industry by making grant funds available to businesses negatively impacted by COVID-19 to improve safety, customer service, and hospitality within their operations and further encourage travel and tourism industry recovery.
2. **Elizabeth Huth Maddux Coates Charitable Foundation: \$40,000** This is a request for \$40,000 to help fund the Gold Exhibit. This exhibit adds excitement to the history of South Texas and can change how we tell the story of the region. The San Diego Gold story is about a man who buried hundreds of gold coins that he owned under his house, fearing the federal

government would take his gold as a result of a Depression-era law signed by President Roosevelt in 1933. Dr. Garcia's enigmatic presence and considerable activity as a philanthropist will change how the museum tells stories about South Texas.

3. **National Foundation & Endowment of the Arts--Underground Railroad to South Texas: \$57,954** This media development focuses on the Underground Railroad to South Texas, as it is narrated by family stories and supported by emerging historiographical scholarship. Those family narratives have been only dubiously accepted by historians and scholars. Recent scholarship by historians, biographers, anthropologists, geographers, and the Museum of South Texas History is expanding the historical inquiry through a series of research and public programs intended to enhance the understanding of this episode in American History. This history helps inform the historical issues of slavery, race, and identity as they relate to the Texas-Mexico borderland.

### **Exhibits: April 2023**

#### **Summary:**

Research and planning for Planet Texas partnership exhibit.

#### **Exhibit Work:**

Melissa has been working on ideas for an exhibit opening June in partnership with Planet Texas. This multimedia exhibit will include photos, newspaper clippings, videos, and oral histories gathered in 2022. It will focus on the hurricanes Dolly, Hanna, Allen, Beulah, and the hurricane in 1933. Melissa is also working with Communications and Community Engagement to plan more activities, interactives, and public events for this exhibit. She is doing research into each hurricane and what the museum has to represent it. She's also looking through hundreds of photographs, trying to determine the ones that go with the oral histories best.

### **(LONG TERM EXHIBITS)**

**Summary:** Long-term exhibit activity in January mainly involved groundwork for improvements in some of the River Frontier, River Highway, and River Crossroads areas. Routine maintenance occurred also.

River Frontier: Work continued for selected upgrades to the Spanish Exploration exhibits, including the case with period swords, helmets, and crossbow. The chainmail "hauberk" in that same case is still on loan, pending feedback from the Royal Armouries Museum in London, regarding its authenticity, prior to considering purchase. Improved mounts for the swords and related objects were being sketched and measurements taken.

In addition, groundwork continued for renovating the nearby case containing the large iron-bound chest, with the overall theme of trade between Spain and her overseas empire, including New Spain (Mexico) and China by way of Manila (Philippines). Both trade links had influence in this region.

River Highway: In addition to planning out upgrades for the Republic of Mexico area, improved content for the Mexican War area and the Cattle Kingdom ranch area is being worked up from file notes.

River Crossroads: Selected upgrade ideas for the WWII home front area are under consideration, along with the Barrack, 124<sup>th</sup> Cavalry, and Manhattan Project units.

Maintenance item: A pendant light in the Packing Shed was removed by Juve Barron for repair and reinstallation.

1910 Jail: Installed in 2020 and opened in early 2021, the 1910 Jail Exhibit showcases the museum's grandest artifact—the jail building itself. The great drama of the 1913 hanging of Abram Ortiz remains the compelling story of this exhibit, but a civics lesson is integrated into the entirety of the experience. Visitors are encouraged to think about voting jury composition, and the death penalty. Riveting stuff at the 1910 Jail.

Off-site exhibits: No known changes with the off-site exhibits at the Edinburg Chamber of Commerce, the Melden & Hunt Building in Edinburg, and the Speer Library in Mission.

Note: The Edinburg C of C exhibit, about the Southern Pacific Railroad's arrival in 1927, has been in place since about 1997, and is overdue for attention (on the 2023 radar screen.)

## BUSINESS ADMINISTRATION

**March 2023 for April 2023**

*Submitted by David Mendiola*

### Business Administration

The museum's overall attendance for the month of March was 127% higher when compared to prior year attendance.

Museum store revenues for March were 158% versus 2022. Museum store revenue was 118% versus budget in March.

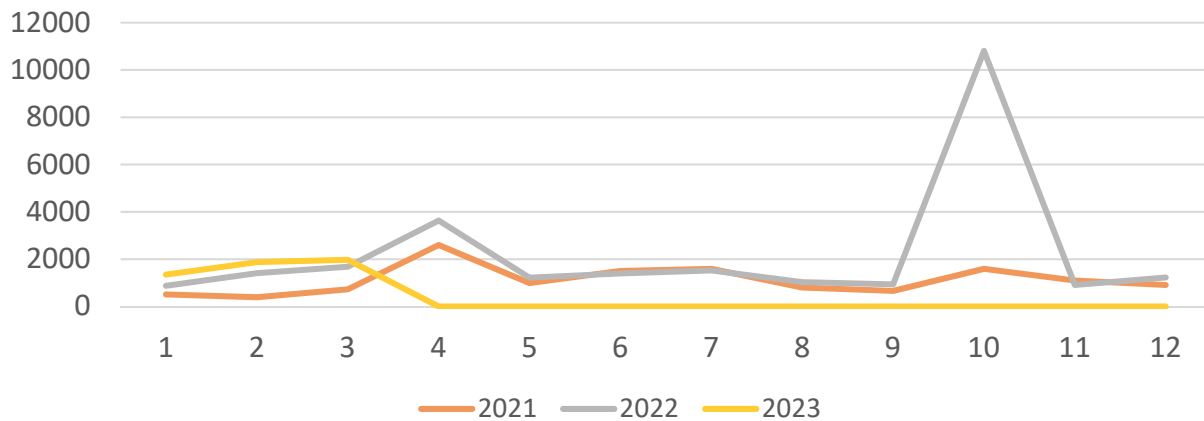
### Information Technology

The museum's migration to Microsoft's cloud-based services (Office365) has afforded the museum staff to work (and collaborate) seamlessly via Team's video-conferencing with 24/7 access to museum files.

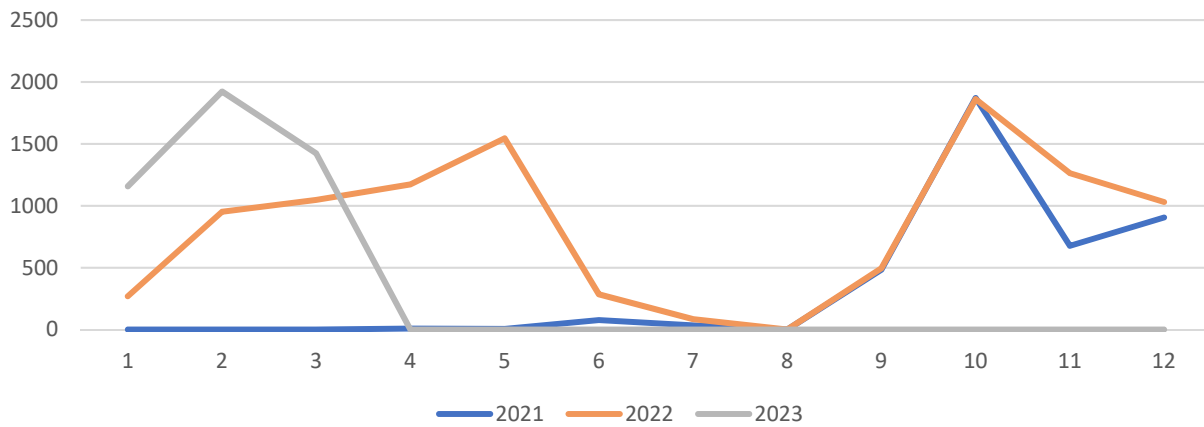
2023		3					
Types of Visitors:		Mar	vs. 2022	Mar YTD	vs. 2022	Mar	vs. 2022
Exhibit/Programs		1,975	117.6%	5,200	131.1%	52.0%	50.3%
Tours		1,424	135.9%	4,505	198.5%	37.5%	43.6%
Archives		22	733.3%	30	428.6%	0.6%	0.3%
Business		62	67.4%	284	74.9%	1.6%	2.7%
Rentals		0	0.0%	0	0.0%	0.0%	0.0%
Gala/Fandango		315	78.8%	315	78.8%	8.3%	3.0%
<b>Subtotal</b>		<b>3,798</b>	<b>117.9%</b>	<b>10,334</b>	<b>147.1%</b>	<b>100.0%</b>	<b>100.0%</b>
Outreach		4,097	126.0%	21,188	153.0%	---	---

<b>Grand Total</b>	<b>7,895</b>	<b>---</b>	<b>31,522</b>	<b>---</b>	<b>---</b>	<b>---</b>
# of Tours	24	126.3%	67	181.1%	---	---
# of Programs	5	71.4%	12	70.6%	---	---
# of Program Attend...	456	112.6%	1,466	146.2%		
Free Admission	688	108.2%	1,910	134.3%	18.1%	18.5%
Paid Admission	1,686	109.6%	3,919	117.7%	44.4%	37.9%
Exhibit - Tours	1,424	135.9%	4,505	198.5%	37.5%	43.6%
<b>Total</b>	<b>3,798</b>		<b>10,334</b>		<b>100.0%</b>	<b>100.0%</b>

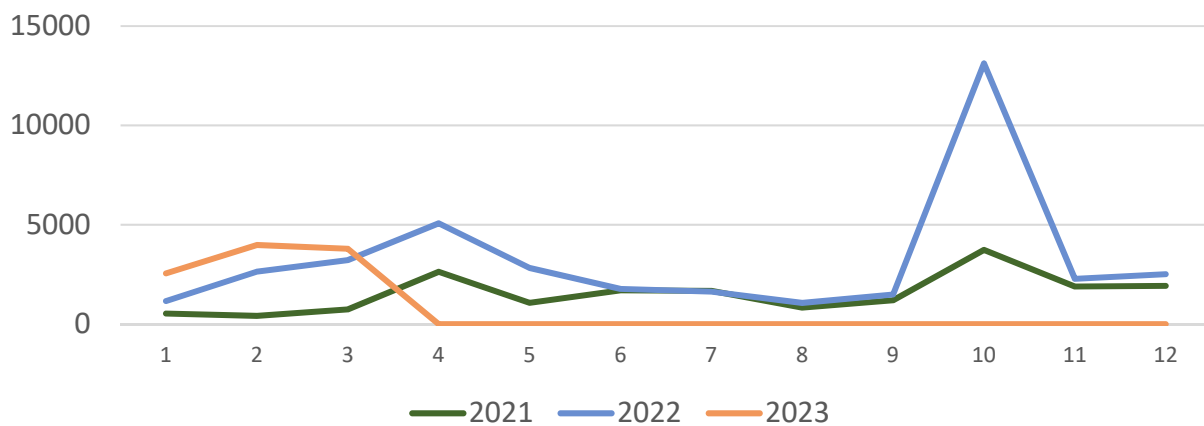
## Exhibit / Programs Visitors Headcount



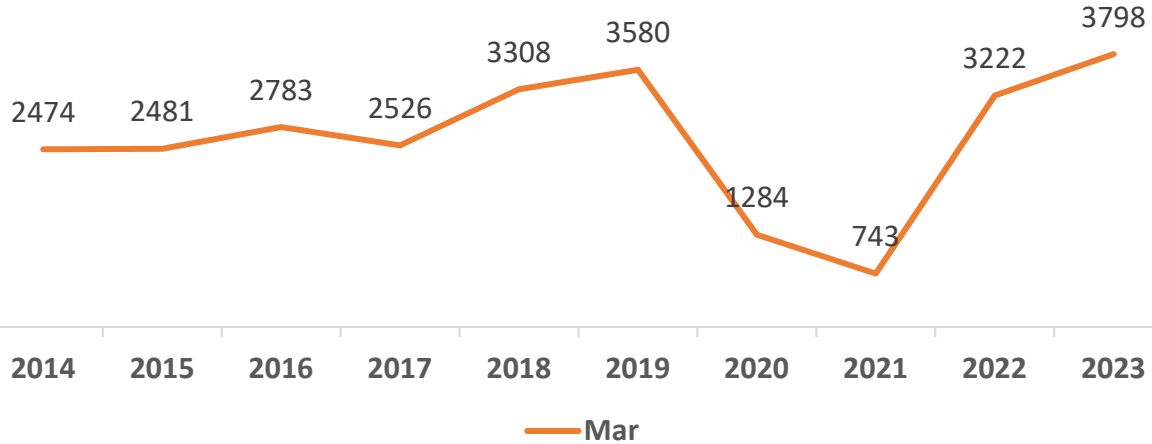
## School Tour Headcount



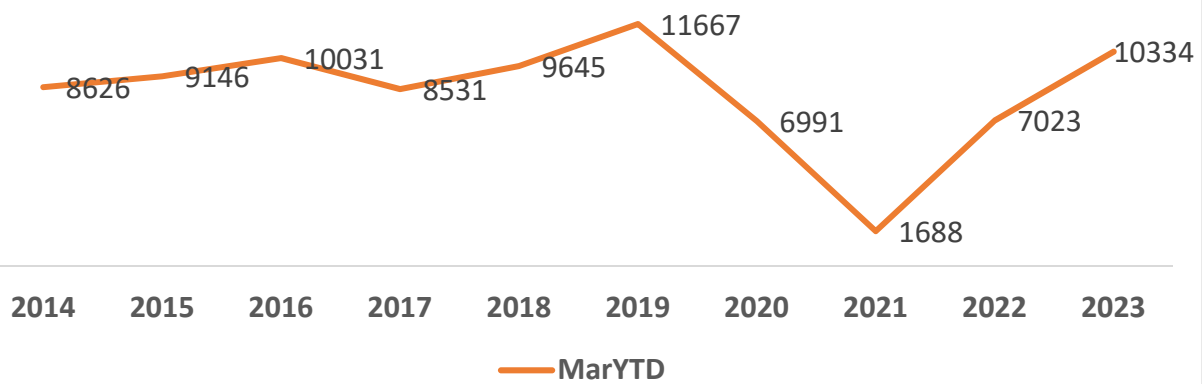
## Museum On-Site Visitor Headcount



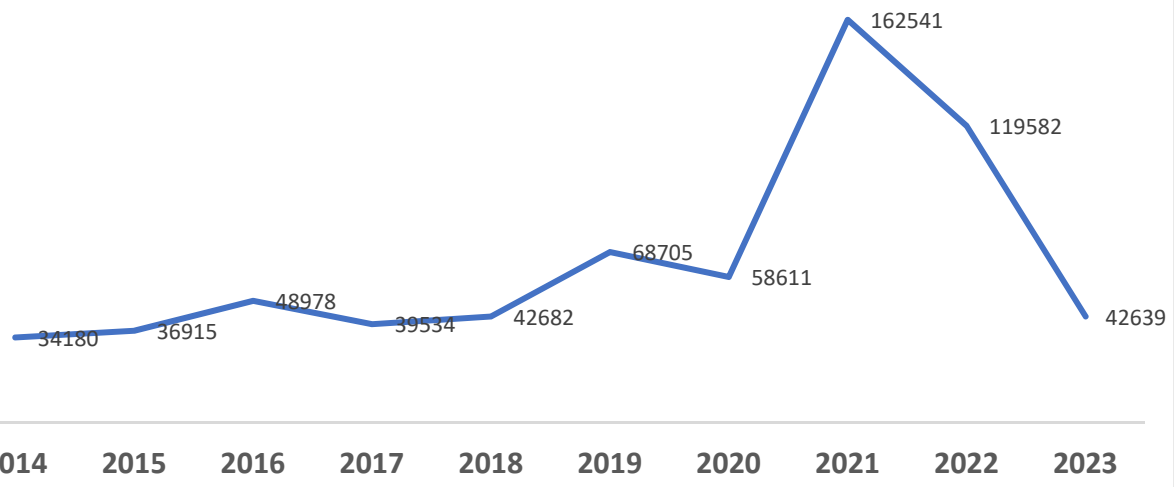
### Museum On-Site Visitor Headcount



### Museum On-Site Visitor Headcount



## Museum Outreach/Virtual Headcount



## Synopsis of March Financials

---

### **Balance Sheet:**

Working capital (excluding operating reserves) was \$1,069K, a decrease of \$145K since 3/31/2023. More specifically, \$930K of the working capital assets were unrestricted cash-in-bank. The current liability as of 3/31 was \$143K. The quick ratio (excluding operating reserves) is 8:1.

Investments in the Museum's Operating Reserve market value increased in March by \$17K. The portfolio recognized actual realized gains/(losses) of \$0K in March. Investments in our Endowment Fund increased in market value by \$34K in March. There were 2 sales transactions in our Endowment's portfolio during March resulting in actual realized gains/(losses) of \$1K.

### **P&L (YTD):**

The March P&L reflects a net surplus of \$216K, a \$3K favorable variance. Revenues, net of the non-cash in-kind contribution line item, are favorable by \$7K. Favorable line items are HA Friendships revenues \$2K, Store sales \$4K, and Investment income \$2K. Unfavorable line items are Fundraising revenues \$1K and Rentals \$<1K.

On the expense side of the equation, the favorable expense variance of \$6K consists of a mixed bag of line items. The most notable favorable variances are Wages (and related costs) \$5K and Utilities \$1K. The most notable unfavorable variances are ACE \$7K and Fundraising expenses \$5K.

### **3Yr-YTD P&L Comparisons:**

#### **Revenues:**

- 40100 Donations:** Donation from Estate of Gloria Lopez.
- 41500 Grants:** 2021/2022 reflects EIDL, Tijerina and Smithsonian grants.
- 42000 Fundraising Revenues:** 2021 reflects No Gala.
- 43500 HA FRIENDships:** 2023 reflects HA drive surpassing Budget values.
- 44000 Admissions:** 2023 reflects more visitors coming to the museum.
- 44400 Fees/Classes:** 2023 reflects workshops for ECISD & UTRGV.
- 44500 Student Fees:** 2023 reflects more school tours scheduled.
- 45000 Store Sales:** 2023 reflects School tours store sales higher than forecasted.

#### **Expenses:**

- 50100 Archives, Collections, Exhibits:** 2023 reflects the Gold exhibit setup and 2022 reflects Bearing Witness Initiative.
- 50300 Education/Grants:** 2023 reflects recognition of workshop expenses.
- 50400 Sp. Events / Programming:** 2022/2023 reflects History & Heritage Days expenses.
- 50600 Advertising:** 2022 reflects the Humanities video project.
- 52000 Insurance:** 2022/2023 reflects lower pricing for property insurance.
- 53200 Salaries & Wages:** 2023 reflects Cost of living wage increase vs. prior years.
- 54000 Travel Expenses:** 2023 reflects mileage to Ranch Gala.
- 55000 Administrative Expenses:** 2023 reflects AAM dues.
- 56000 Repair & Maintenance Expenses:** 2023 reflects windmill repairs.
- 56500 Miscellaneous Expenses:** 2021 reflects no board lunches due to virtual board meetings.