

SERVICE POLICY FOR COMMERCIAL THREE PHASE UNDERGROUND SERVICE USING PAD MOUNTED TRANSFORMER

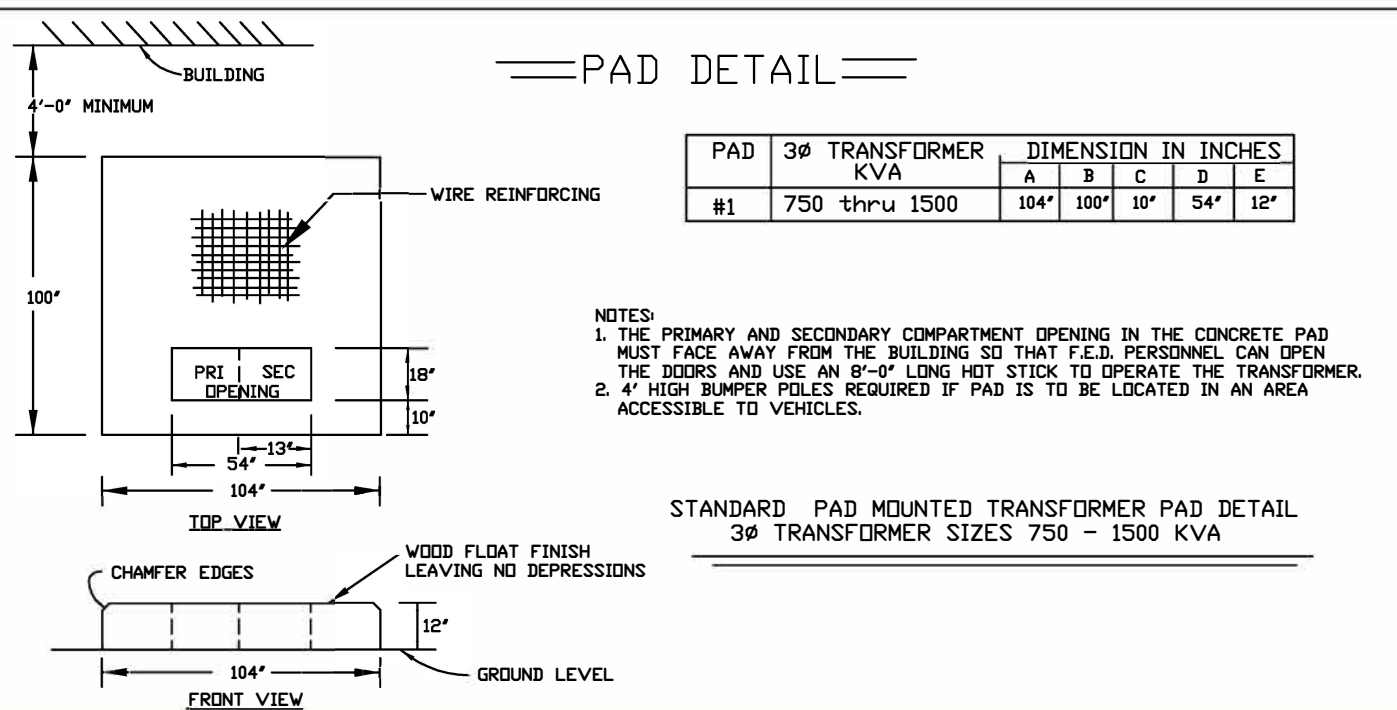
Items to be furnished and installed by owner

- Concrete transformer pad (See pad detail for dimensions)
- Two (2) runs of 4" schedule 40 PVC conduits from primary compartment of transformer pad to riser pole with pull string in each.
- Two (2) - 4" schedule 40 PVC 90 degree sweeps with 36 inch radius turned into the primary compartment of transformer pad.
- When C.T. Metering is required: one (1) - 1 1/2" schedule 40 PVC conduit from secondary compartment of transformer pad to nearest wall of building being served. The C.T. meter base must be mounted by owner onto building (FED will supply meter base).
- Two (2) - 4" rigid metal conduit 90 degree sweeps type RMC with 36 inch radius turned up at riser pole. One shall be stubbed up approximately 5 inches from riser pole. Second shall be stubbed up and capped above grade approximately 5 inches from riser pole.
- Furnish 30 feet (3-10 foot sticks) of 4" rigid metal conduit type RMC for installation up riser pole (FED will install conduit).
- All low voltage conductors from secondary terminals of pad mounted transformer to line side terminals of customer's main switch. FED will furnish and install connectors at the secondary terminals of the pad mounted transformer.
- Minimum payment for cost of construction charge is \$2,750.00. Cost of construction is based on materials. If service is low average energy consumption, then cost of construction will be total cost.

Items to be furnished and installed by FED

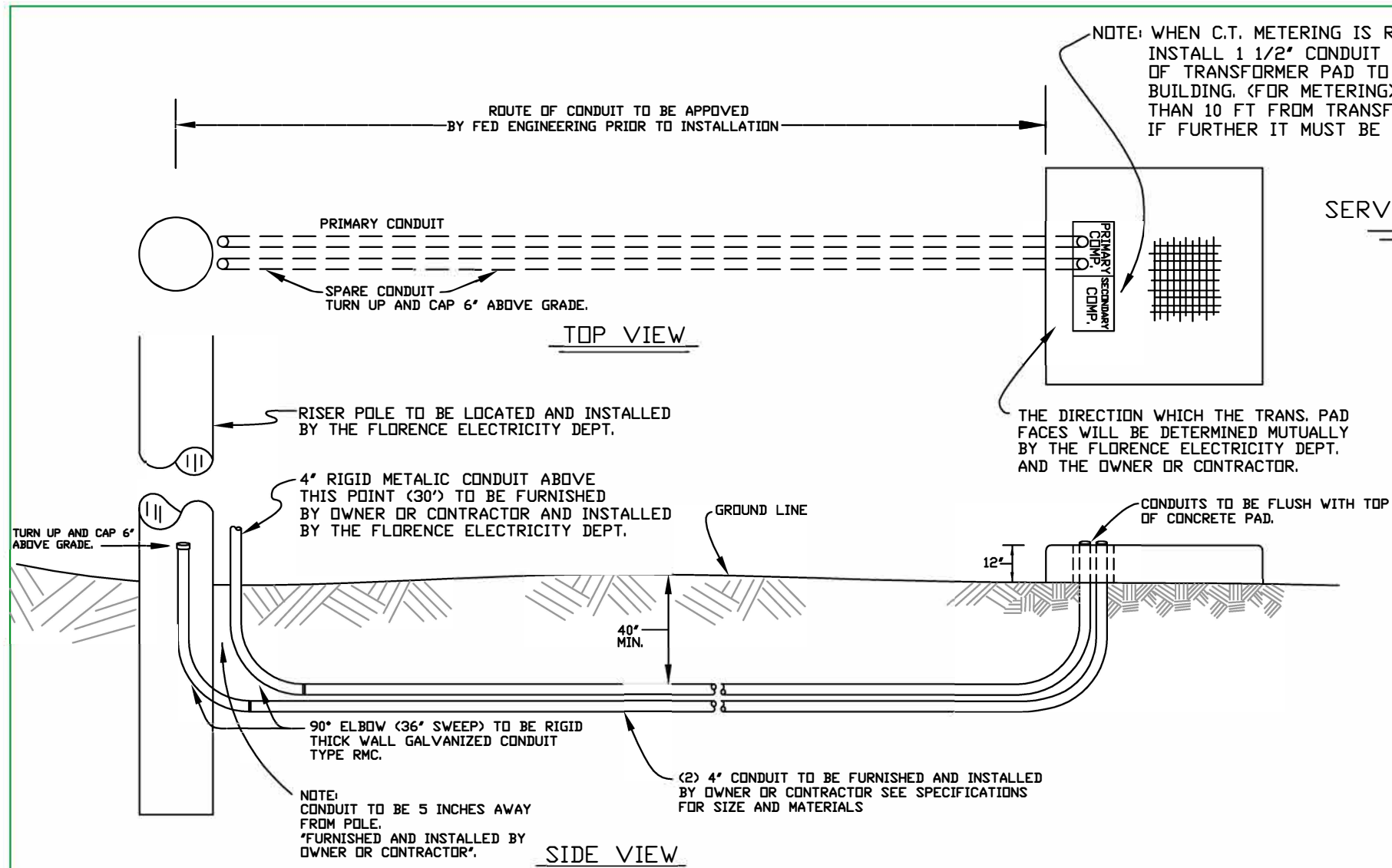
- Three phase pad mounted transformer.
- Complete primary system consisting of high voltage cables, cable terminals, pole brackets, and surge arrestors.
- Metering equipment including watt-hour meters and any required instrument transformers. Customer will be required to furnish and install a CT cabinet in the event there are multiple tenants in building requiring separate metering installations.

Note: All transformer, riser pole, and meter locations are to be pre-approved by the Engineering Department.



FLORENCE UTILITIES ELECTRICITY			
SCALE NONE		APPROVED BY	DRAWN BY
DATE 01-09-15			S. FORD
REVISED	DATE	INITIALS	
	2/10/2020	T. Pigg	
RISER DIAGRAM, POLICY & SPECIFICATIONS FOR 3 ϕ PAD MOUNTED TRANSFORMERS (750-1500)		W.O.#	DRAWING NUMBER
		SPEC-UG	A-6085

3 ϕ



SERVICE POLICY FOR COMMERCIAL THREE PHASE UNDERGROUND SERVICE USING PAD MOUNTED TRANSFORMER

Items to be furnished and installed by owner

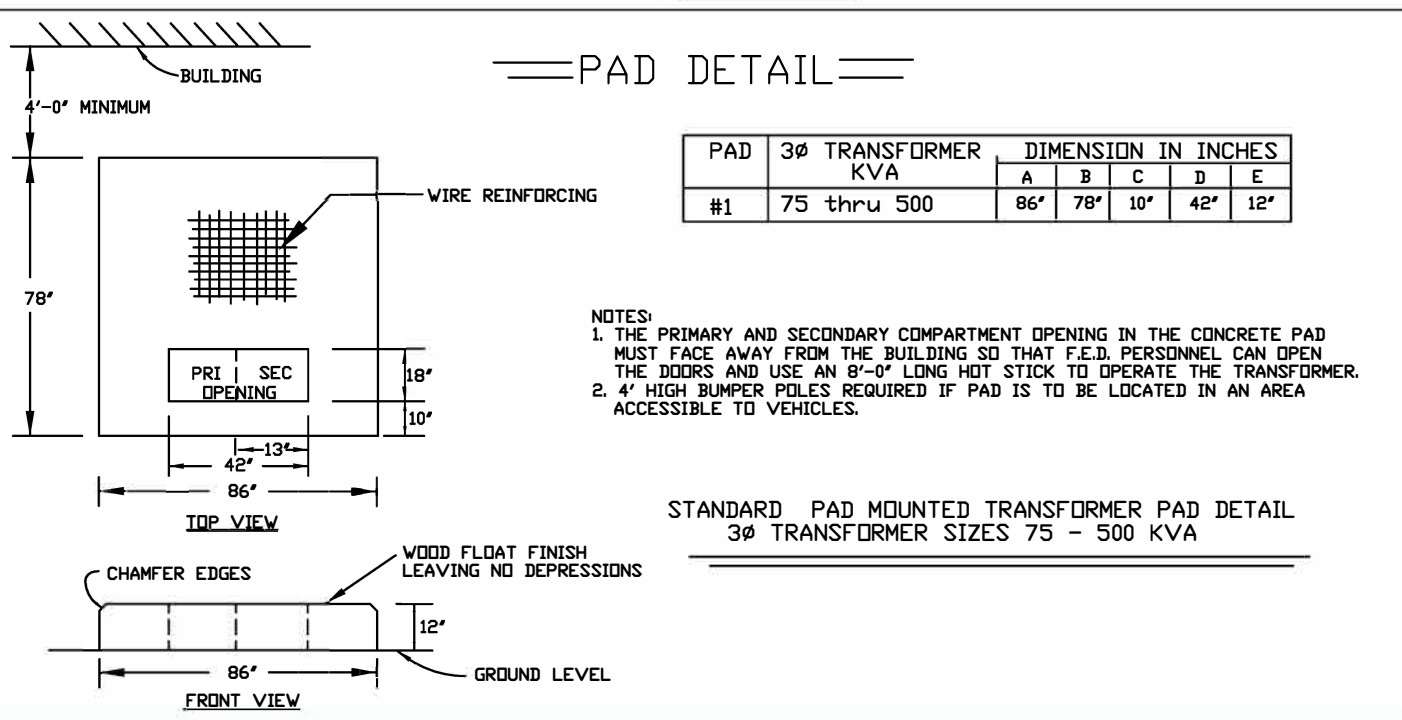
- Concrete transformer pad (See pad detail for dimensions)
- Two (2) runs of 4" schedule 40 PVC conduits from primary compartment of transformer pad to riser pole with pull string in each.
- Two (2) - 4" schedule 40 PVC 90 degree sweeps with 36 inch radius turned into the primary compartment of transformer pad.
- When C.T. Metering is required: one (1) - 1 1/2" schedule 40 PVC conduit from secondary compartment of transformer pad to nearest wall of building being served. The C.T. meter base must be mounted by owner onto building (FED will supply meter base).
- Two (2) - 4" rigid metal conduit 90 degree sweeps type RMC with 36 inch radius turned up at riser pole. One shall be stubbed up approximately 5 inches from riser pole. Second shall be stubbed up and capped above grade approximately 5 inches from riser pole.
- Furnish 30 feet (3-10 foot sticks) of 4" rigid metal conduit type RMC for installation up riser pole (FED will install conduit).
- All low voltage conductors from secondary terminals of pad mounted transformer to line side terminals of customer's main switch. FED will furnish and install connectors at the secondary terminals of the pad mounted transformer.
- Minimum payment for cost of construction charge is \$2,750.00. Cost of construction is based on materials. If service is low average energy consumption, then cost of construction will be total cost.

Items to be furnished and installed by FED

- Three phase pad mounted transformer.
- Complete primary system consisting of high voltage cables, cable terminals, pole brackets, and surge arrestors.
- Metering equipment including watt-hour meters and any required instrument transformers. Customer will be required to furnish and install a CT cabinet in the event there are multiple tenants in building requiring separate metering installations.

Note: All transformer, riser pole, and meter locations are to be pre-approved by the Engineering Department.

30



STANDARD PAD MOUNTED TRANSFORMER PAD DETAIL
3Ø TRANSFORMER SIZES 75 - 500 KVA

	FLORENCE UTILITIES ELECTRICITY	
	SCALE NONE DATE 01-09-15	APPROVED BY S. FORD
REVISED DATE: 2/10/2020 INITIALS: T. Pigg	RISER DIAGRAM, POLICY & SPECIFICATIONS FOR 3Ø PAD MOUNTED TRANSFORMERS (75-500)	
W.O.#	SPEC-UG	DRAWING NUMBER A-6087