



AGENDA

REGULAR MEETING OF THE LAKEPORT CITY COUNCIL

(ALSO MEETS AS THE CITY OF LAKEPORT MUNICIPAL SEWER DISTRICT, THE LAKEPORT INDUSTRIAL DEVELOPMENT AUTHORITY, THE MUNICIPAL FINANCING AGENCY OF LAKEPORT and THE SUCCESSOR AGENCY TO THE LAKEPORT REDEVELOPMENT AGENCY)

Tuesday, September 5, 2017

City Council Chambers, 225 Park Street, Lakeport, California 95453

Any person may speak for three (3) minutes on any agenda item; however, total public input per item is not to exceed 15 minutes, extended at the discretion of the City Council. This rule does not apply to public hearings. Non-timed items may be taken up at any unspecified time.

CLOSED SESSION:

5:15 P.M.

1. CONFERENCE WITH LABOR NEGOTIATOR (Gov. Code § 54957.6): Name of City Negotiator to Attend Closed Session: Margaret Long and Administrative Services Director Kelly Buendia; Employee Organizations: Lakeport Employees Association (LEA) and the Unrepresented Management (UM) group.

I. CALL TO ORDER & ROLL CALL:

6:00 p.m.

MOMENT OF SILENCE:

Observe a moment of silence for Lake County Deputy Rob Rumfelt, who passed away on August 22, 2017.

II. PLEDGE OF ALLEGIANCE:

III. ACCEPTANCE OF AGENDA:

Urgency Items:

Move to accept agenda as posted, or move to add or delete items.

To add item, Council is required to make a majority decision that an urgency exists (as defined in the Brown Act) and a 2/3rds determination that the need to take action arose subsequent to the Agenda being posted.

IV. CONSENT AGENDA:

The following Consent Agenda items are expected to be routine and noncontroversial. They will be acted upon by the Council at one time without any discussion. Any Council Member may request that any item be removed from the Consent Agenda for discussion under the regular Agenda. Removed items will be considered following the Consent Calendar portion of this agenda.

A. Ordinances:

Waive reading except by title, of any ordinances under consideration at this meeting for either introduction or passage per *Government Code* Section 36934.

B. Minutes:

Approve minutes of the City Council regular meeting of August 15, 2017.

C. Warrants:

Approve the warrant register of August 23, 2017.

D. New Classification:

Approve a new classification for a Permit Technician with a salary range 38 earning \$3,208 to \$4,065 per month.

V. PUBLIC PRESENTATIONS/REQUESTS:

A. Citizen Input:

Any person may speak for 3 minutes about any subject within the authority of the City Council, provided that the subject is not already on tonight's agenda. Persons wishing to address the City Council are required to complete a Citizen's Input form and submit it to the City Clerk prior to the meeting being called to order. While not required, please state your name and address for the record. NOTE: Per Government Code §54954.3(a), the City Council cannot take action or express a consensus of approval or disapproval on any public comments regarding matters which do not appear on the printed agenda.

B. Employee Introduction:

Introduction of new Lakeport Police Department employee, Police Officer Kaylene Strugnell.

VI. COUNCIL BUSINESS:

A. Public Works Director

1. Bid Award:

Authorize the replacement of the 8" well pump and award the contract to Valley Pump & Motor Works, as described in the bid package.

2. Informal Bid Award:

Authorize staff to proceed with an informal bidding process to replace the failing HVAC system at the Corporation Yard Office, and authorize a budget adjustment not to exceed \$20,000.00.

3. Sewer Pump Replacement:

Authorize the purchase of a new 45 HP Flygt Submersible Pump for the Larrecou Lift Station.

4. Contract Change Orders: Authorize the City Manager to sign Contract Change Orders No. 3, No. 4, and No. 5 with Green Right O'Way Constructors, Inc. for the additional work on the Giselman Waterline Replacement Project.

B. City Manager

1. 2017 League of California Cities Annual Conference Resolutions: Consider the proposed resolutions and direct the City of Lakeport's voting delegate to the League of California Cities Annual Conference to support the two (2) Resolutions provided in the Annual Conference Resolutions Packet.

VII. CITY COUNCIL COMMUNICATIONS:

- A. Miscellaneous Reports, if any:

VIII. ADJOURNMENT:

Materials related to an item on this Agenda submitted to the Council after distribution of the agenda packet are available for public inspection in the City Clerk's Office at 225 Park Street, Lakeport, California, during normal business hours. Such documents are also available on the City of Lakeport's website, www.cityoflakeport.com, subject to staff's ability to post the documents before the meeting.

The City of Lakeport, in complying with the *Americans with Disabilities Act (ADA)*, requests individuals who require special accommodations to access, attend and/or participate in the City meeting due to disability, to please contact the City Clerk's Office, (707) 263-5615, 72 hours prior to the scheduled meeting to ensure reasonable accommodations are provided.

Hilary Britton, Deputy City Clerk

MINUTES

REGULAR MEETING OF THE LAKEPORT CITY COUNCIL

(ALSO MEETS AS THE CITY OF LAKEPORT MUNICIPAL SEWER DISTRICT, THE LAKEPORT INDUSTRIAL DEVELOPMENT AUTHORITY, THE MUNICIPAL FINANCING AGENCY OF LAKEPORT and THE SUCCESSION AGENCY TO THE LAKEPORT REDEVELOPMENT AGENCY)

Tuesday, August 15, 2017

City Council Chambers, 225 Park Street, Lakeport, California 95453

- I. **CALL TO ORDER & ROLL CALL:** Mayor Mattina called the meeting to order at 6:00 p.m. Council Members Barnes, Council Member Parlet, Council Member Spurr and Council Member Turner were present.
- II. **PLEDGE OF ALLEGIANCE:** The Pledge of Allegiance was led by Melissa Fulton.
- III. **ACCEPTANCE OF AGENDA:** A motion was made by Council Member Turner, seconded by Council Member Parlet, and unanimously carried by voice vote to accept agenda as posted.
- Urgency Items: There were no urgency items.
- IV. **CONSENT AGENDA:**
- A. Ordinances: Waive reading except by title, of any ordinances under consideration at this meeting for either introduction or passage per *Government Code* Section 36934.
- B. Minutes: Approve minutes of the City Council regular meeting of July 18, 2017, and the special City Council meetings of July 24, 2017, and August 8, 2017.
- C. Warrants: Approve the warrant register of July 24, 2017.
- D. Application 2017-028: Approve Application No. 2017-028, with staff recommendations, for the Recovery Happens event to be held September 16, 2017 in Library Park.
- E. Measure Z Advisory Committee: Receive and file the draft minutes of the July 31, 2017 Measure Z Advisory Committee meeting.
- F. Polestar Information Technology Contract: Approve and authorize the City Manager to execute the attached professional services agreement with Polestar Computers for the provision of IT support services.
- Vote on Consent Agenda: A motion was made by Council Member Parlet, seconded by Council Member Barnes, and unanimously carried by voice vote to approve the consent agenda, items A through F.
- V. **PUBLIC PRESENTATIONS/REQUESTS:**
- A. Citizen Input: Dennis Rollins from Westside Community Park thanked staff for participation in the Grillin' on the Green event, stating this was the most successful event to date.
- John Tomlinson from Mendocino College thanked the Council for the use of Library Park for the Shakespeare at the Lake event. He relayed that visitors from numerous areas outside of the county attended the event.
- B. Presentation: Melissa Fulton presented a donation in the amount of \$9,567.43 by the Lake County Chamber of Commerce for the Annual Fireworks Show in Library Park.
- C. Presentation: Dave Garzoli, promoter of the 2017 Downtown Lakeport Criterium, gave a presentation to the City Council. Mr. Garzoli reviewed the successes of the event held July 15, 2017, as well as areas of needed improvement for future events.
- VI. **COUNCIL BUSINESS:**
- A. Community Development Director
1. Planning Commission Appeal: Community Development Director Ingram presented the staff report.
Dollar General/Cross Development

Sabrina Teller of Remy, Moose, and Manley spoke on behalf of the appellant and was available for questions. Joe Dell of Cross Development (Appellant) spoke in favor of the appeal and was available for questions.

Mayor Mattina opened the public hearing at 7:13 p.m. Christine Fowler spoke in favor of the appeal. With no other comment offered by the public, Mayor Mattina closed the public hearing at 7:18 p.m.

Mayor Mattina re-opened the public hearing at 7:30 p.m. at the request of Planning Commissioner Michael Froio, who spoke against the appeal. Christine Fowler addressed concerns raised by Commissioner Froio and in favor of the appeal. Mayor Mattina closed the re-opened public hearing at 7:35 p.m.

A motion was made by Council Member Parlet, seconded by Council Member Barnes, and approved 4-1, with Council member Spurr opposed, to uphold the appeal, filed by Cross Development, of the Planning Commission decision to deny the Architectural and Design Review application (AR 17-02), and find that the Project qualifies for a Categorical Exemption pursuant to Section 15332 of the CEQA Guidelines, and remand to the Planning Commission for the consideration of the adequacy of the Architectural and Design Review application (AR 17-02).

B. Public Works Director

1. Water Emergency Resolutions
and Proclamations

Public Works Director Grider presented the staff report.

Michael Green recommended that communication go out to the public if the resolution is adopted.

A motion was made by Council Member Parlet, seconded by Council Member Turner, and unanimously carried by voice vote to adopt the proposed Resolution to rescind Resolution No. 2546 (2015) and continue the prohibition of certain wasteful water usage practices.

C. Finance Director

1. Gann Limit Revision

Finance Director Walker presented the staff report.

A motion was made by Council Member Turner, seconded by Council Member Parlet, and unanimously carried by voice vote to approve the corrected appropriations limit of \$11,852,201 in Fiscal Year 2017-18 and \$11,463,663 in Fiscal Year 2016-2017 for the City of Lakeport and adopt the proposed resolution.

VII. **CITY COUNCIL COMMUNICATIONS:**

A. Miscellaneous Reports, if any:

City Manager Silveira had no report.

City Attorney Ruderman had no report.

Public Works Director Grider had no report.

Finance Director Walker had no report.

Police Chief Rasmussen had no report.

Community Development Director reported that a public meeting was held regarding the Lakefront Revitalization Plan, with great feedback from the public. This document will be brought to Council for adoption.

Administrative Services Director Buendia had no report.

Council Member Barnes provided the results from a survey of the downtown businesses related to downtown events. He will do another round after Taste of Lake County and Oktoberfest events. The Soper Reese will launch GenX Theatre after the car show.

Council Member Spurr reported that the Lakeside Car and Boat Show takes place this weekend.

Council Member Parlet reported that the City received a thank you for the Lake Transit Authority from State Senator McGuire.

The Hartley project should receive funds from the Safe Routes to School program, and the Highway 29 project has received \$20 million for completion.

Council Member Turner thanked the Planning Commission and announced that the Taste of Lake County is scheduled for August 26, 2017.

Mayor Mattina had no report.

Mayor Mattina adjourned the meeting at 7:56 p.m.

VIII. ADJOURNMENT:

Stacey Mattina, Mayor

Attest:

Kelly Buendia, City Clerk

CITY OF LAKEPORT

*Over 125 years of community
pride, progress and service*



8/30/2017

I hereby certify that the attached list of warrants has been audited, extensions are proper, purchase orders have been issued, and department heads have been given the opportunity to review and sign claim forms.

A handwritten signature in blue ink, appearing to read "N. Walker", is positioned above a horizontal line.

Nicholas Walker
Finance Director



Lakeport

Bank Transaction Report

Transaction Detail

Issued Date Range: 07/25/2017 - 08/23/2017

Cleared Date Range: -

Issued Date	Cleared Date	Number	Description	Module	Status	Type	Amount
Bank Account: 15-0352000798 - POOLED CASH BANK							
07/31/2017		51675	LAKEPORT DISPOSAL, INC.	Accounts Payable	Outstanding	Check	-11,467.32
08/03/2017		51687	LAKEPORT DISPOSAL, INC.	Accounts Payable	Outstanding	Check	-15,205.21
08/04/2017		51676	AFLAC	Accounts Payable	Outstanding	Check	-736.65
08/04/2017		51677	AIRMED CARE NETWORK	Accounts Payable	Outstanding	Check	-3.68
08/04/2017		51678	CA STATE DISBURSEMENT UNIT	Accounts Payable	Outstanding	Check	-693.67
08/04/2017		51679	JACQUELINE M. STOEBE	Accounts Payable	Outstanding	Check	-25.00
08/04/2017		51680	LAKEPORT EMPLOYEE'S ASSOC	Accounts Payable	Outstanding	Check	-315.00
08/04/2017		51681	LPOA	Accounts Payable	Outstanding	Check	-360.00
08/04/2017		51682	NATIONWIDE RETIREMENT SOLUTION	Accounts Payable	Outstanding	Check	-975.00
08/04/2017		51683	REDWOOD CREDIT UNION	Accounts Payable	Outstanding	Check	-150.00
08/04/2017		51684	VALIC - C/O JP MORGAN CHASE	Accounts Payable	Outstanding	Check	-2,286.50
08/04/2017		DFT0000524	CALPERS	Accounts Payable	Outstanding	Bank Draft	-1,477.77
08/04/2017		DFT0000525	CALPERS	Accounts Payable	Outstanding	Bank Draft	-1,540.72
08/04/2017		DFT0000526	CALPERS	Accounts Payable	Outstanding	Bank Draft	-1,775.50
08/04/2017		DFT0000527	CALPERS	Accounts Payable	Outstanding	Bank Draft	-1,855.88
08/04/2017		DFT0000528	CALPERS	Accounts Payable	Outstanding	Bank Draft	-3,500.17
08/04/2017		DFT0000529	CALPERS	Accounts Payable	Outstanding	Bank Draft	-4,423.32
08/04/2017		DFT0000530	CALPERS	Accounts Payable	Outstanding	Bank Draft	-1,205.96
08/04/2017		DFT0000531	CALPERS	Accounts Payable	Outstanding	Bank Draft	-2,395.17
08/04/2017		DFT0000532	CALPERS	Accounts Payable	Outstanding	Bank Draft	-43.00
08/04/2017		DFT0000533	CALPERS	Accounts Payable	Outstanding	Bank Draft	-67.46
08/04/2017		DFT0000534	IRS	Accounts Payable	Outstanding	Bank Draft	-3,245.98
08/04/2017		DFT0000535	CA EMP DEVELOPMENT DEPT	Accounts Payable	Outstanding	Bank Draft	-3,382.05
08/04/2017		DFT0000536	CA EMP DEVELOPMENT DEPT	Accounts Payable	Outstanding	Bank Draft	-1,007.38
08/04/2017		DFT0000537	IRS	Accounts Payable	Outstanding	Bank Draft	-11,734.37
08/04/2017		DFT0000538	IRS	Accounts Payable	Outstanding	Bank Draft	-1,115.42
08/08/2017		51688	AIR SCIENCE USA, LLC.	Accounts Payable	Outstanding	Check	-7,963.00
08/08/2017		51689	ALPHA ANALYTICAL LABORATORIES	Accounts Payable	Outstanding	Check	-4,504.00
08/08/2017		51690	Void Check	Accounts Payable	Voided	Check	0.00
08/08/2017		51691	APEX TECHNOLOGY MGMT, INC.	Accounts Payable	Outstanding	Check	-1,495.00
08/08/2017		51692	APPLIED LANDSCAPE MATERIALS, INC.	Accounts Payable	Outstanding	Check	-13,818.25
08/08/2017		51693	ARAMARK UNIFORM SERVICES	Accounts Payable	Outstanding	Check	-19.71
08/08/2017		51694	AT&T	Accounts Payable	Outstanding	Check	-1,641.69
08/08/2017		51695	AT&T	Accounts Payable	Outstanding	Check	-70.00
08/08/2017		51696	BOB NISHIYAMA INVESTIGATIONS	Accounts Payable	Outstanding	Check	-1,132.02
08/08/2017		51697	CAL-SLA	Accounts Payable	Outstanding	Check	-600.00

Bank Transaction Report
Issued Date Range: -

Issued Date	Cleared Date	Number	Description	Module	Status	Type	Amount
08/08/2017		51698	CLINE INVESTIGATIONS, LLC	Accounts Payable	Outstanding	Check	-992.67
08/08/2017		51699	COLANTUANO, HIGHSMITH &	Accounts Payable	Outstanding	Check	-6,144.45
08/08/2017		51700	COMMUNITY DEVELOPMENT SERVICES	Accounts Payable	Outstanding	Check	-875.00
08/08/2017		51701	COUNTY OF LAKE-PUBLIC WORKS	Accounts Payable	Outstanding	Check	-4,604.07
08/08/2017		51702	DAVIS TIRE & AUTO REPAIR	Accounts Payable	Outstanding	Check	-1,291.00
08/08/2017		51703	DEBRA ENGLAND	Accounts Payable	Outstanding	Check	-675.00
08/08/2017		51704	DEEP VALLEY SECURITY	Accounts Payable	Outstanding	Check	-202.95
08/08/2017		51705	DEPT OF CONSERVATION	Accounts Payable	Outstanding	Check	-185.10
08/08/2017		51706	DEPT OF JUSTICE	Accounts Payable	Outstanding	Check	-134.00
08/08/2017		51707	DUNKEN PUMPS	Accounts Payable	Outstanding	Check	-0.80
08/08/2017		51708	EUREKA OXYGEN COMPANY	Accounts Payable	Outstanding	Check	-192.81
08/08/2017		51709	GOODYEAR TIRE & RUBBER CO.	Accounts Payable	Outstanding	Check	-303.37
08/08/2017		51710	GRAINGER	Accounts Payable	Outstanding	Check	-90.91
08/08/2017		51711	HARTFORD RETIREE PREMIUM ACCT	Accounts Payable	Outstanding	Check	-21,612.18
08/08/2017		51712	HERC RENTALS	Accounts Payable	Outstanding	Check	-1,783.50
08/08/2017		51713	INTERSTATE CARPORT CORPORATION	Accounts Payable	Outstanding	Check	-15,509.03
08/08/2017		51714	JJACPA, INC.	Accounts Payable	Outstanding	Check	-12,925.00
08/08/2017		51715	LAKE COUNTY ECONOMIC DEVELOPMENT CORP	Accounts Payable	Outstanding	Check	-3,333.00
08/08/2017		51716	LAKE COUNTY ELECTRIC SUPPLY	Accounts Payable	Outstanding	Check	-1,027.53
08/08/2017		51717	LAKE COUNTY WASTE SOLUTIONS	Accounts Payable	Outstanding	Check	-16.48
08/08/2017		51718	LAKE EVENT DESIGN &	Accounts Payable	Outstanding	Check	-610.00
08/08/2017		51719	LAKE TREE DESIGN	Accounts Payable	Outstanding	Check	-450.00
08/08/2017		51720	LCOE	Accounts Payable	Outstanding	Check	-25.00
08/08/2017		51721	MEDIACOM	Accounts Payable	Outstanding	Check	-1,490.84
08/08/2017		51722	NAPA AUTO - LAKE PARTS	Accounts Payable	Outstanding	Check	-1,188.33
08/08/2017		51723	NFP NATIONAL ACCOUNT SERVICES	Accounts Payable	Outstanding	Check	-834.93
08/08/2017		51724	NIXON-EGLI EQUIPMENT CO.	Accounts Payable	Outstanding	Check	-2,936.25
08/08/2017		51725	NTU TECHNOLOGIES INC	Accounts Payable	Outstanding	Check	-5,824.00
08/08/2017		51726	OE PUBLIC & MISC EE'S	Accounts Payable	Outstanding	Check	-12,750.00
08/08/2017		51727	OFFICE DEPOT	Accounts Payable	Outstanding	Check	-54.79
08/08/2017		51728	PACE ENGINEERING, INC.	Accounts Payable	Outstanding	Check	-20,330.83
08/08/2017		51729	PACE SUPPLY #03391-00	Accounts Payable	Outstanding	Check	-1,008.30
08/08/2017		51730	PERFORMANCE MECHANICAL	Accounts Payable	Outstanding	Check	-6,883.00
08/08/2017		51731	PG&E VO248104	Accounts Payable	Outstanding	Check	-17,112.50
08/08/2017		51732	PITNEY BOWES GLOBAL FINANCIAL SVCS	Accounts Payable	Outstanding	Check	-154.79
08/08/2017		51733	PLAZA PAINT & SUPPLIES	Accounts Payable	Outstanding	Check	-322.71
08/08/2017		51734	POLESTAR COMPUTERS	Accounts Payable	Outstanding	Check	-2,388.43
08/08/2017		51735	PRENTICE, LONG & EPPERSON	Accounts Payable	Outstanding	Check	-3,300.00
08/08/2017		51736	R.B. PETERS	Accounts Payable	Outstanding	Check	-27.39
08/08/2017		51737	R.E.M.I.F.	Accounts Payable	Outstanding	Check	-49,946.60
08/08/2017		51738	R.E.M.I.F.	Accounts Payable	Outstanding	Check	-107,432.00
08/08/2017		51739	RAINBOW AGRICULTURAL SERVICES	Accounts Payable	Outstanding	Check	-43.96
08/08/2017		51740	RALPH HAGEDORN	Accounts Payable	Outstanding	Check	-737.44

Bank Transaction Report
Issued Date Range: -

Issued Date	Cleared Date	Number	Description	Module	Status	Type	Amount
08/08/2017		51741	RB PEST CONTROL	Accounts Payable	Outstanding	Check	-175.00
08/08/2017		51742	REBEKAH DOLBY	Accounts Payable	Outstanding	Check	-25.99
08/08/2017		51743	ROAD-TECH SAFETY SERVICES, INC.	Accounts Payable	Outstanding	Check	-1,129.08
08/08/2017		51744	ROGER WHEELER	Accounts Payable	Outstanding	Check	-250.00
08/08/2017		51745	SHN CONSULTING ENGINEERS & GEO	Accounts Payable	Outstanding	Check	-856.25
08/08/2017		51746	SIERRA CHEMICAL COMPANY	Accounts Payable	Outstanding	Check	-3,127.41
08/08/2017		51747	STANDARD PRINTING COMPANY	Accounts Payable	Outstanding	Check	-809.22
08/08/2017		51748	STAPLES ADVANTAGE	Accounts Payable	Outstanding	Check	-69.84
08/08/2017		51749	STAPLES CREDIT PLAN	Accounts Payable	Outstanding	Check	-750.56
08/08/2017		51750	THE WORKS INC/MLS - LSQ FUNDING GROUP	Accounts Payable	Outstanding	Check	-6,210.24
08/08/2017		51751	TOM CARLTON	Accounts Payable	Outstanding	Check	-110.00
08/08/2017		51752	TRI-CITIES ANSWERING SERVICE	Accounts Payable	Outstanding	Check	-170.50
08/08/2017		51753	TUFTS POLYGRAPH & INVESTIGATION	Accounts Payable	Outstanding	Check	-200.00
08/08/2017		51754	UKIAH PAPER SUPPLY, INC.	Accounts Payable	Outstanding	Check	-331.69
08/08/2017		51755	UNDERGROUND SERVICE ALERT	Accounts Payable	Outstanding	Check	-155.60
08/08/2017		51756	UNION BANK, N.A.	Accounts Payable	Outstanding	Check	-177,764.50
08/08/2017		51757	UNION BANK, N.A.	Accounts Payable	Outstanding	Check	-74,245.86
08/08/2017		51758	UNIVAR USA INC.	Accounts Payable	Outstanding	Check	-4,233.06
08/08/2017		51759	US POSTMASTER - ARIZONA	Accounts Payable	Outstanding	Check	-866.25
08/08/2017		51760	USA BLUE BOOK	Accounts Payable	Outstanding	Check	-683.88
08/08/2017		51761	VERIZON WIRELESS	Accounts Payable	Outstanding	Check	-405.46
08/08/2017		51762	WESTGATE PETROLEUM CO., INC.	Accounts Payable	Outstanding	Check	-6,084.71
08/08/2017		DFT0000540	ALLEN GILL CONTRUCTION, INC.	Accounts Payable	Outstanding	Bank Draft	-26,237.78
08/17/2017		51772	LAKEPORT DISPOSAL, INC.	Accounts Payable	Outstanding	Check	-48,926.38
08/17/2017		51773	DEPT OF MOTOR VEHICLES	Accounts Payable	Outstanding	Check	-70.00
08/18/2017		51763	AFLAC	Accounts Payable	Outstanding	Check	-736.65
08/18/2017		51764	CA STATE DISBURSEMENT UNIT	Accounts Payable	Outstanding	Check	-693.67
08/18/2017		51765	JACQUELINE M. STOEBE	Accounts Payable	Outstanding	Check	-25.00
08/18/2017		51766	LAKEPORT EMPLOYEE'S ASSOC	Accounts Payable	Outstanding	Check	-315.00
08/18/2017		51767	LEGALSHIELD	Accounts Payable	Outstanding	Check	-137.50
08/18/2017		51768	LPOA	Accounts Payable	Outstanding	Check	-360.00
08/18/2017		51769	NATIONWIDE RETIREMENT SOLUTION	Accounts Payable	Outstanding	Check	-975.00
08/18/2017		51770	REDWOOD CREDIT UNION	Accounts Payable	Outstanding	Check	-150.00
08/18/2017		51771	VALIC - C/O JP MORGAN CHASE	Accounts Payable	Outstanding	Check	-2,311.50
08/18/2017		DFT0000542	CALPERS	Accounts Payable	Outstanding	Bank Draft	-1,488.89
08/18/2017		DFT0000543	CALPERS	Accounts Payable	Outstanding	Bank Draft	-1,552.32
08/18/2017		DFT0000544	CALPERS	Accounts Payable	Outstanding	Bank Draft	-1,801.08
08/18/2017		DFT0000545	CALPERS	Accounts Payable	Outstanding	Bank Draft	-1,882.62
08/18/2017		DFT0000546	CALPERS	Accounts Payable	Outstanding	Bank Draft	-3,564.51
08/18/2017		DFT0000547	CALPERS	Accounts Payable	Outstanding	Bank Draft	-4,504.63
08/18/2017		DFT0000548	CALPERS	Accounts Payable	Outstanding	Bank Draft	-1,208.95
08/18/2017		DFT0000549	CALPERS	Accounts Payable	Outstanding	Bank Draft	-2,401.10
08/18/2017		DFT0000550	CALPERS	Accounts Payable	Outstanding	Bank Draft	-43.00

Bank Transaction Report
Issued Date Range: -

Issued Date	Cleared Date	Number	Description	Module	Status	Type	Amount
08/18/2017		DFT0000551	CALPERS	Accounts Payable	Outstanding	Bank Draft	-67.46
08/18/2017		DFT0000552	IRS	Accounts Payable	Outstanding	Bank Draft	-3,150.12
08/18/2017		DFT0000553	CA EMP DEVELOPMENT DEPT	Accounts Payable	Outstanding	Bank Draft	-3,235.87
08/18/2017		DFT0000554	CA EMP DEVELOPMENT DEPT	Accounts Payable	Outstanding	Bank Draft	-966.80
08/18/2017		DFT0000555	IRS	Accounts Payable	Outstanding	Bank Draft	-11,459.92
08/18/2017		DFT0000556	IRS	Accounts Payable	Outstanding	Bank Draft	-847.56
08/23/2017		51774	ADAMS ASHBY GROUP, LLC.	Accounts Payable	Outstanding	Check	-3,720.00
08/23/2017		51775	AERATOR SOLUTIONS	Accounts Payable	Outstanding	Check	-100,756.44
08/23/2017		51776	ALPHA ANALYTICAL LABORATORIES	Accounts Payable	Outstanding	Check	-1,676.00
08/23/2017		51777	AQUA PRODUCTS	Accounts Payable	Outstanding	Check	-1,288.42
08/23/2017		51778	ARAMARK UNIFORM SERVICES	Accounts Payable	Outstanding	Check	-19.71
08/23/2017		51779	ARROW FENCING, INC.	Accounts Payable	Outstanding	Check	-1,806.00
08/23/2017		51780	AT&T	Accounts Payable	Outstanding	Check	-143.83
08/23/2017		51781	ATLAS BUSINESS SOLUTIONS, INC.	Accounts Payable	Outstanding	Check	-120.00
08/23/2017		51782	BB&T GOVERNMENTAL FINANCE	Accounts Payable	Outstanding	Check	-94,895.45
08/23/2017		51783	CABELA'S INC	Accounts Payable	Outstanding	Check	-169.94
08/23/2017		51784	CALED	Accounts Payable	Outstanding	Check	-100.00
08/23/2017		51785	CALPERS	Accounts Payable	Outstanding	Check	-1,400.00
08/23/2017		51786	CARLTON TIRE	Accounts Payable	Outstanding	Check	-239.90
08/23/2017		51787	CINQUINI & PASSARINO INC.	Accounts Payable	Outstanding	Check	-525.00
08/23/2017		51788	CODE PUBLISHING	Accounts Payable	Outstanding	Check	-183.60
08/23/2017		51789	COMMUNITY DEVELOPMENT SERVICES	Accounts Payable	Outstanding	Check	-1,000.00
08/23/2017		51790	COUNTY OF LAKE-ANIMAL CONTROL	Accounts Payable	Outstanding	Check	-572.50
08/23/2017		51791	DEBBIE ARRINGTON	Accounts Payable	Outstanding	Check	-500.00
08/23/2017		51792	DEBRA ENGLAND	Accounts Payable	Outstanding	Check	-675.00
08/23/2017		51793	DEPT OF JUSTICE	Accounts Payable	Outstanding	Check	-132.00
08/23/2017		51794	FERRELLGAS	Accounts Payable	Outstanding	Check	-18.44
08/23/2017		51795	GREEN RIGHT O'WAY CONSTRUCTORS, INC.	Accounts Payable	Outstanding	Check	-165,518.07
08/23/2017		51796	HACH CHEMICAL COMPANY	Accounts Payable	Outstanding	Check	-10,640.21
08/23/2017		51797	HARTFORD RETIREE PREMIUM ACCT	Accounts Payable	Outstanding	Check	-22,082.01
08/23/2017		51798	INDUSTRIAL ELECTRIC MOTORS	Accounts Payable	Outstanding	Check	-3,508.07
08/23/2017		51799	INTERSTATE BATTERY SYSTEM	Accounts Payable	Outstanding	Check	-282.19
08/23/2017		51800	INTERSTATE CARPORT CORPORATION	Accounts Payable	Outstanding	Check	-16,487.00
08/23/2017		51801	JAMES DAY CONSTRUCTION, INC.	Accounts Payable	Outstanding	Check	-7,250.00
08/23/2017		51802	KELSEYVILLE TNT MINI STORAGE	Accounts Payable	Outstanding	Check	-816.00
08/23/2017		51803	KONOCTEES	Accounts Payable	Outstanding	Check	-1,789.32
08/23/2017		51804	L. N. CURTIS & SONS	Accounts Payable	Outstanding	Check	-842.81
08/23/2017		51805	LAKE COUNTY RECORD BEE	Accounts Payable	Outstanding	Check	-1,260.97
08/23/2017		51806	LEETE GENERATORS	Accounts Payable	Outstanding	Check	-96,386.33
08/23/2017		51807	LEXIS NEXIS RISK SOLUTIONS	Accounts Payable	Outstanding	Check	-30.00
08/23/2017		51808	MARK STEELE	Accounts Payable	Outstanding	Check	-786.00
08/23/2017		51809	MUNI SERVICES	Accounts Payable	Outstanding	Check	-5,118.88
08/23/2017		51810	NAPA AUTO PARTS	Accounts Payable	Outstanding	Check	-489.46

Bank Transaction Report

Issued Date Range: -

Issued Date	Cleared Date	Number	Description	Module	Status	Type	Amount
08/23/2017		51811	NATE'S ELECTRIC	Accounts Payable	Outstanding	Check	-2,500.00
08/23/2017		51812	NFP NATIONAL ACCOUNT SERVICES	Accounts Payable	Outstanding	Check	-836.39
08/23/2017		51813	OFFICE DEPOT	Accounts Payable	Outstanding	Check	-92.87
08/23/2017		51814	PACE ENGINEERING, INC.	Accounts Payable	Outstanding	Check	-2,293.00
08/23/2017		51815	PAUL R. CURREN	Accounts Payable	Outstanding	Check	-4,218.75
08/23/2017		51816	PEOPLE SERVICES, INC.	Accounts Payable	Outstanding	Check	-300.00
08/23/2017		51817	PERFORMANCE MECHANICAL	Accounts Payable	Outstanding	Check	-762.00
08/23/2017		51818	PITNEY BOWES PURCHASE POWER	Accounts Payable	Outstanding	Check	-521.38
08/23/2017		51819	R.B. PETERS	Accounts Payable	Outstanding	Check	-7.38
08/23/2017		51820	RAY KAPAHI	Accounts Payable	Outstanding	Check	-7,451.85
08/23/2017		51821	REDWOOD FORD	Accounts Payable	Outstanding	Check	-446.55
08/23/2017		51822	RICH-TED TRUCKING, INC.	Accounts Payable	Outstanding	Check	-440.00
08/23/2017		51823	RICOH, USA	Accounts Payable	Outstanding	Check	-1,153.76
08/23/2017		51824	SHRED-IT USA LLC	Accounts Payable	Outstanding	Check	-52.37
08/23/2017		51825	SONSRAY MACHINERY	Accounts Payable	Outstanding	Check	-224.64
08/23/2017		51826	STAPLES ADVANTAGE	Accounts Payable	Outstanding	Check	-1,228.27
08/23/2017		51827	THE WORKS INC/MLS - LSQ FUNDING GROUP	Accounts Payable	Outstanding	Check	-1,866.25
08/23/2017		51828	U C C CORP RENTAL CENTER	Accounts Payable	Outstanding	Check	-99.69
08/23/2017		51829	U.S. BANK	Accounts Payable	Outstanding	Check	-9,831.80
08/23/2017		51830	USA BLUE BOOK	Accounts Payable	Outstanding	Check	-362.55
08/23/2017		51831	VALLEY TOXICOLOGY SERVICES INC	Accounts Payable	Outstanding	Check	-255.00
08/23/2017		51832	VERIZON WIRELESS	Accounts Payable	Outstanding	Check	-249.68
08/23/2017		51833	WESTGATE PETROLEUM CO., INC.	Accounts Payable	Outstanding	Check	-639.23
08/23/2017		51834	WILDA SHOCK	Accounts Payable	Outstanding	Check	-1,000.00
08/23/2017		51835	YOLO COUNTY FLOOD CONTROL	Accounts Payable	Outstanding	Check	-1,727.63
Bank Account 15-0352000798 Total: (190)							-1,389,541.79
Report Total: (190)							-1,389,541.79

Bank Transaction Report

Issued Date Range: -

Summary

Bank Account	Count	Amount
15-0352000798 POOLED CASH BANK	190	-1,389,541.79
Report Total:	190	-1,389,541.79

Cash Account	Count	Amount
No Cash Account	1	0.00
998 998-0000-101000 POOLED CASH - WEST AMERICA	189	-1,389,541.79
Report Total:	190	-1,389,541.79

Transaction Type	Count	Amount
Bank Draft	31	-103,182.76
Check	159	-1,286,359.03
Report Total:	190	-1,389,541.79



CITY OF LAKEPORT

City Council ☒
City of Lakeport Municipal Sewer District ☐
Lakeport Redevelopment Successor Agency ☐
Lakeport Industrial Development Authority ☐
Municipal Financing Agency of Lakeport ☐

STAFF REPORT

RE: Approve New Permit Technician Classification

MEETING DATE: 09/05/2017

SUBMITTED BY: Kelly Buendia, Administrative Services Director

PURPOSE OF REPORT: ☐ Information only ☐ Discussion ☒ Action Item

WHAT IS BEING ASKED OF THE CITY COUNCIL/BOARD:

The City Council is being asked to approve a new Permit Technician classification to improve the Community Development Department operations and meet the City Council's goals for succession planning.

BACKGROUND/DISCUSSION:

The Community Development Department has operated with reduced staffing since the economic downturn in 2009 followed by the loss of Redevelopment in 2012. Although no employees were laid-off, positions were not filled when vacated and workload was absorbed by the remaining staff, namely the Community Development Director, the Chief Building Official, the Associate Planner and the Administrative Specialist.

Human Resources and Management personnel have been working closely to identify how to properly meet the needs of the public now and in the future as building activity increases. The Permit Technician position was created to be a key interface with the public, primarily on the building permitting process. Currently, if the Chief Building Official is out on an inspection or unavailable, staff is not able to assist with more complex building questions. The addition of the Permit Technician will aid in the meeting the Council's goal of creating a "One-Stop Permit Center" whereby customers should only need to visit City Hall once (in one location) for the completion of most basic services.

Additionally, with economies recovering across the state, a shortage of qualified building inspectors exists. Our neighbors at the County of Lake have publicly stated they are struggling to recruit and retain inspectors. The Cities of Clearlake and Ukiah have reached out to Lakeport to discuss sharing building inspection personnel. It is the intention of Management to train the Permit Technician for a Building Inspector position in the future. This is also in line with the Council stated goal to plan for succession.

Despite the emphasis on building permits, the addition of a Permit Technician will alleviate workloads across the department. Notably, the department has struggled with the current staffing levels to address code enforcement complaints as they arise. The Permit Technician will provide the consistent follow through necessary for code enforcement success.

The City Council approved funding for this position in the 2017/2018 budget and now needs to approve the classification. The recommended salary range is \$3,208 to \$4,065 per month and a detailed job description is attached to this report. If the City Council approves this position, Human Resources will open a recruitment.

OPTIONS:

The Council could deny this request and provide other direction to staff.

FISCAL IMPACT:

☒ None ☐ \$ Budgeted Item? ☒ Yes ☐ No

Budget Adjustment Needed? ☐ Yes ☒ No If yes, amount of appropriation increase: \$

Affected fund(s): ☒ General Fund ☒ Water OM Fund ☒ Sewer OM Fund ☐ Other:

Comments:

SUGGESTED MOTIONS:

Move to approve a new classification for a Permit Technician with a salary range 38 earning \$3,208 to \$4,065 per month.

☒ **Attachments:** 1. Permit Technician Job Description



CITY OF LAKEPORT

PERMIT TECHNICIAN

Job Description

DEFINITION

Under supervision of the Community Development Director or other professional staff as assigned, the Permit Technician performs a range of technical work involving the processing of building, engineering, planning and other citywide permits; reviews applications and plans for completeness and compliance; prepares cost estimate and maintains complex records; assists in the administration of the City's code enforcement program and performs other related work as necessary including some field work.

CLASS CHARACTERISTICS

This position is the technical level in the planning and building series required to have planning and building knowledge. This class is characterized by varied clerical and administrative tasks normally performed with a relatively high level of independence. The class directly supports the Community Development Department.

ESSENTIAL FUNCTIONS

The following duties are typical for this classification. Incumbents may not perform all of the listed duties and/or may be required to perform additional or different duties from those set forth below to address business needs and changing business practices.

- Provides customer service information regarding permit procedures and policies to the public over the counter, telephone and by email.
- Prepares standard written correspondences in response to routine public inquiries.
- Receives and processes permit applications and forms.
- Calculates and collects fees, and issues permit in accordance with established procedures.
- Performs data-entry and maintains records utilizing electronic and manual record keeping systems.
- Reviews:
 - Minor construction plans such as patio covers, swimming pools, solar systems and other small improvement.
 - Small development permits such as zoning permits, signs, home occupations and minor architectural and design review
 - Business license applications for zoning and land use compliance
 - Encroachment, bond releases and deferral of improvement agreements.
- Receive and respond to citizen complaints and reports from other agencies and departments on alleged violations of City zoning and related municipal codes and ordinances; work directly with complainants and property owners to resolve problems and obtain compliance.
- Perform a variety of office and field work in support of the City's code enforcement program; enforce compliance with City regulations and ordinances including those pertaining to zoning, land use, nuisance abatement, building codes, health and safety, and other matters of public concern.
- Performs related duties as required.

QUALIFICATIONS GUIDELINES

Education and/or Experience

Any combination of education and/or experience that has provided the knowledge, skills, and abilities

necessary for satisfactory job performance. Example combinations include graduation from high school or equivalent, including or supplemented by experience in one or more of the general building trades, construction or related field.

Knowledge, Skills, and Abilities

Knowledge of:

- Construction practices and procedures used in the general construction trades.
- Permit issuance processes
- Inspection methods and procedures.
- Principles of mathematics related to fee determination, fiscal record keeping, and the building trades.
- Municipal planning and zoning codes
- Building and fire codes
- Basic engineering standards
- Modern office procedures, methods, and equipment including computers and supporting word processing and spreadsheet applications.

Ability to:

- Perform a variety of technical application in-take, permit issue, and enforcement support work for the Community Development Department.
- Read, interpret, and explain documents, applications, and codes related to the functions of building, planning, code enforcement and engineering.
- Conduct a wide scope of investigations related to land use, building, and health and safety violations and interpret laws and regulations related to nuisance abatement.
- Analyze a variety of information and determine appropriated resolutions to problems and/or enforcement actions.
- Communicate effectively both orally and in writing
- Prepare clear and concise reports.
- Respond to inquiries, complaints, and requests for service in a fair, tactful, and firm, manner.
- Represent the Community Development Department in a courteous and professional manner.
- Regularly work well under pressure, meeting multiple and sometimes conflicting deadlines. Constantly demonstrate cooperative behavior with colleges, supervisors.

Special Requirements

- Possession of, or ability to obtain, and appropriate valid California Driver's License
- Possession of, or ability to obtain, ICC Certification as a Permit Technician within two (2) years from date of hire.
- Possession of, or ability to obtain, either American Association of Code Enforcement Certification or Certified Code Enforcement Officer designation through the California Association of Code Enforcement Officers within one (1) year from date of hire.

PHYSICAL PROFILE:**CATEGORY II – MODERATE PHYSICAL EFFORT****DEFINITION**

Work assignments for this category require moderate physical exertion associated with the ability to lift, carry, push, pull or climb.

CHARACTERISTICS

Classes in this category require a physical capability for sustained physical work of a moderate nature. Physical requirements may vary from position to position, but do not require the strength and endurance usually associated with heavy physical effort. Moderate physical effort is required while performing tasks such as general automotive repair work, painting, supervision and restraint of juveniles, etc.

OTHER FACTORS:

Lifting Moderate: Lifting 50 pounds maximum with frequent lifting, pushing, and/or carrying of objects weighting up to 25 pounds.

Climbing: Ascending or descending ladders, ramps, scaffolding, poles and the like; using feet and legs and/or hands and arms.

Reaching: Reaching above the shoulders to place and/or retrieve objects.

Walking: Ability to walk for prolonged periods of time (usually a minimum of two or more hours per day.)

Standing: Ability to stand with little movement for prolonged periods of time (Usually a minimum of two or more hours per day).

Sitting: Ability to sit with little movement for prolonged periods of time (Usually a minimum of two or more hours per day).

Agility: Ability to move quickly and easily often including the ability to crawl, stoop or bend.

Distant Vision, Acceptable for Driving: Not less than 20/40 in each eye without correction or must correct to 20/40 in each eye and wear corrective lenses whenever driving.

Temperatures: Works in temperature sufficiently high or low to cause marked bodily discomfort.

Fumes: Potential inhalation or contact with smoke, vapors, dust or gasses.

Work Environment – Outdoors: Ability to work outdoors in all types of weather conditions.

Work Environment – Moving Objects: Ability to work around moving objects, machinery or vehicles.

Work Environment – Surfaces: Ability to walk on slippery or uneven surfaces.

Heights: Ability to work on surfaces above 20 feet.

CLASS RANGE NO.	38
FLSA	Non-exempt
ADOPTION DATE	
REVISION DATE	
APPROVED BY:	



CITY OF LAKEPORT

City Council ☒
City of Lakeport Municipal Sewer District ☐
Lakeport Redevelopment Successor Agency ☐
Lakeport Industrial Development Agency ☐
Municipal Financing Agency of Lakeport ☐

STAFF REPORT

RE: 8" Well Pump Replacement

MEETING DATE: 8/8/2017

SUBMITTED BY: Douglas Grider, Public Works Director

PURPOSE OF REPORT: ☐ Information only ☐ Discussion ☒ Action Item

WHAT IS BEING ASKED OF THE CITY COUNCIL/BOARD:

The City Council is being asked to award the contract for replacing the 8" Well Pump to the lowest bidder - Valley Pump & Motor Works, Inc.

BACKGROUND/DISCUSSION:

The 8" well is located on Scotts Creek and is the largest producing well for Lakeport's public water system with a capacity of approximately 800 GPM. The existing submersible pump that was installed in 1978 no longer functions and needs to be replaced as soon as possible.

OPTIONS:

Authorize the contract to Valley Pump & Motor Works or provide direction.

FISCAL IMPACT:

☐ None ☒ \$40,685.00 Budgeted Item? ☒ Yes ☐ No

Budget Adjustment Needed? ☐ Yes ☒ No If yes, amount of appropriation increase: \$

Affected fund(s): ☐ General Fund ☒ Water OM Fund ☐ Sewer OM Fund ☐ Other:

Comments:

SUGGESTED MOTIONS:

Move to authorize the replacement of the 8" well pump and award the contract to Valley Pump & Motor Works, as described in the bid package.

- ☒ **Attachments:**
1. Bid Tabulation
 2. (3) Bids

ATTACHMENT 1

8" Well Replacement

BID TABULATION

Item	Description	Quantity	Unit	Valley Pump & Motor		Commercial Pump & Mech		Lake County Pump & Water	
				Unit Price	Extension	Unit Price	Extention	Unit Price	Extension
1	Goulds Pump 12 CLC 4 Stage - 850 GPM@240' TDH	1	EA	\$8,055.00	\$8,055.00	\$8,465.00	\$8,465.00	\$8,629.63	\$8,629.63
2	60 HP 1800 RPM Hitachi Submersible Motor 460V	1	EA	\$25,264.00	\$25,264.00	\$29,700.00	\$29,700.00	\$27,068.25	\$27,068.25
3	8" Flomatic #4090 DI Check Valve	1	EA	\$1,479.00	\$1,479.00	\$1,550.00	\$1,550.00	\$1,583.71	\$1,583.71
4	70' 2/3 Subwire	1	EA	\$440.00	\$440.00	\$450.00	\$450.00	\$471.59	\$471.59
5	#2 Splice Kit	1	EA	\$16.00	\$16.00	\$20.00	\$20.00	\$26.23	\$26.23
6	Misc. Hardware	1	EA	\$200.00	\$200.00	\$100.00	\$100.00	\$652.50	\$652.50
7	Labor to Remove, Install, Rewire and Start Up	1	EA	\$2,300.00	\$2,300.00	\$12,600.00	\$12,600.00	\$3,420.00	\$3,420.00
8	Well Video Survey	1	EA	\$600.00	\$600.00	\$1,400.00	\$1,400.00	\$800.00	\$800.00
9	Replace 340' of #2 Wire x 4	1	EA	\$2,331.00	\$2,331.00	\$1,600.00	\$1,600.00	\$2,534.96	\$2,534.96
TOTAL:					\$40,685.00		\$55,885.00		\$45,186.87

Valley Pump & Motor Works, Inc
470 N George Washington Blvd
Yuba City, CA 95993
Ph 530-673-2930 - Fax 530-683-4840
Contractors License #256384
Jerry jb1895@live.com
Autumn autumn.valleypump@gmail.com

COVER PAGE

City of Lakeport
c/o City Clerk
225 Park Street
Lakeport, CA 95453

RE: 8" Well pump replacement

Please find attached proposal for the 8" well pump replacement project = \$40,685.00

Thank you

- 2) Neither acceptance of a proposal nor execution of a contract will constitute approval of any activity or development contemplated in any proposal that requires any approval, permit or license pursuant to any federal, state, or municipal statute, regulation or by-law.

Definition of Contract:

Notice in writing to a Proponent that it has been identified as the successful proponent and the subsequent full execution of a written contract and purchase order will constitute a contract for the goods or service, and no Proponent will acquire a legal or equitable rights or privileges relative to the goods or services until the occurrence of both such events.

Modification of Terms:

The City reserves the right to modify the terms of the Request for Proposal at any time at its sole discretion. This includes the right to cancel this Request for Proposal at any time prior to entering into a contract with the successful Proponent.

Please submit a proposal for the following specifications:

Item	Description	Cost
1	Goulds Pump 12CLC 4 Stage - 850 GPM @240' TDH	8,055.00
2	60 HP 1800 RPM Hitachi Submersible Motor 460V	25,264.00
3	8" x 8" Flomatic #4090, 80 DI Check Valve	1,479.00
4	70' 2/3 subwire	440.00
5	#2 Wire Splice Kit	16.00
6	Misc. Hardware	200.00
7	Labor to Remove, Install, Rewire and Start Up	2,300.00
8	Well Video Survey	600.00
9	Replace 340' of #2 wire x 4	2,331.00

\$40,685

The well is located in a gravel creek bed. The City will assist with access into creek area and provide steel plates as needed for work to be performed. Please contact pharris@cityoflakeport.com if you would like to set up an appointment for a pre-bid inspection.

- 2) Neither acceptance of a proposal nor execution of a contract will constitute approval of any activity or development contemplated in any proposal that requires any approval, permit or license pursuant to any federal, state, or municipal statute, regulation or by-law.

Definition of Contract:

Notice in writing to a Proponent that it has been identified as the successful proponent and the subsequent full execution of a written contract and purchase order will constitute a contract for the goods or service, and no Proponent will acquire a legal or equitable rights or privileges relative to the goods or services until the occurrence of both such events.

Modification of Terms:

The City reserves the right to modify the terms of the Request for Proposal at any time at its sole discretion. This includes the right to cancel this Request for Proposal at any time prior to entering into a contract with the successful Proponent.

Please submit a proposal for the following specifications:

Item	Description	Cost
1	Goulds Pump 12CLC 4 Stage - 850 GPM @240' TDH	\$ 8,465.00
2	60 HP 1800 RPM Hitachi Submersible Motor 460V	\$ 29,700.00
3	8" x 8" Flomatic #4090, 80 DI Check Valve	\$ 1,550.00
4	70' 2/3 subwire	\$ 450.00
5	#2 Wire Splice Kit	\$ 20.00
6	Misc. Hardware	\$ 100.00
7	Labor to Remove, Install, Rewire and Start Up	\$ 12,600.00
8	Well Video Survey	\$ 1,400.00
9	Replace 340' of #2 wire x 4	\$ 1,600.00
		\$ 55,885.00

The well is located in a gravel creek bed. The City will assist with access into creek area and provide steel plates as needed for work to be performed. Please contact pharris@cityoflakeport.com if you would like to set up an appointment for a pre-bid inspection.

BID DOES NOT INCLUDE REPLACING COLUMN PIPE.

Lake County Pump & Water Services
808 Bevins Street STE. #4
Lakeport, CA 95453
CSLB LIC# 1025724
(707) 972-7808

Proposal

City of Lakeport
591 Martin Street
Lakeport, CA 95453

Paul (707)263-3578
pharris@cityoflakeport.com
Fax (707)263-1514

8" Well Pump Replacement

Remove the existing pump from the well, video survey the well, furnish and install; a new 12CLC 4 Stage 850 GPM @ 240' TDH, a new 60 HP 1800 RPM Hitachi Submersible Motor 460 VAC, a new 8" Ductile iron check valve and new #2 AWG submersible pump wire. Pull 4 strands of new #2 AWG THHN wire 340' through the existing conduit. Rewire and startup the pump.

Total Price Not To Exceed \$45186.87

NOTE

City to assist with access to the well site/well head by use of steel plates and grading the banks. Video survey to be performed by Dr. Well.

- 2) Neither acceptance of a proposal nor execution of a contract will constitute approval of any activity or development contemplated in any proposal that requires any approval, permit or license pursuant to any federal, state, or municipal statute, regulation or by-law.

Definition of Contract:

Notice in writing to a Proponent that it has been identified as the successful proponent and the subsequent full execution of a written contract and purchase order will constitute a contract for the goods or service, and no Proponent will acquire a legal or equitable rights or privileges relative to the goods or services until the occurrence of both such events.

Modification of Terms:

The City reserves the right to modify the terms of the Request for Proposal at any time at its sole discretion. This includes the right to cancel this Request for Proposal at any time prior to entering into a contract with the successful Proponent.

Please submit a proposal for the following specifications:

Item	Description	Cost
1	Goulds Pump 12CLC 4 Stage - 850 GPM @240' TDH	8629.63
2	60 HP 1800 RPM Hitachi Submersible Motor 460V	27068.25
3	8" x 8" Flomatic #4090, 80 DI Check Valve	1583.71
4	70' 2/3 subwire	471.59
5	#2 Wire Splice Kit	26.23
6	Misc. Hardware	652.50
7	Labor to Remove, Install, Rewire and Start Up	3420.00
8	Well Video Survey	800.00
9	Replace 340' of #2 wire x 4	2534.96

The well is located in a gravel creek bed. The City will assist with access into creek area and provide steel plates as needed for work to be performed. Please contact pharris@cityoflakeport.com if you would like to set up an appointment for a pre-bid inspection.



CITY OF LAKEPORT

City Council ☒
City of Lakeport Municipal Sewer District ☐
Lakeport Redevelopment Successor Agency ☐
Lakeport Industrial Development Agency ☐
Municipal Financing Agency of Lakeport ☐

STAFF REPORT

RE: Replacement of failed HVAC unit at Corporation Yard office

MEETING DATE: 9/5/2017

SUBMITTED BY: Douglas Grider, Public Works Director

PURPOSE OF REPORT: ☐ Information only ☐ Discussion ☒ Action Item

WHAT IS BEING ASKED OF THE CITY COUNCIL/BOARD:

The City Council is being asked to authorize staff to proceed with the informal bid procedure to replace the failing HVAC system at the Corporation Yard Office.

BACKGROUND/DISCUSSION:

In mid-August staff noticed that the air conditioner at the Corporation Yard administrative office did not seem to be keeping the office at a comfortable temperature. An HVAC company was contacted to inspect the unit to determine the cause of the lost cooling ability of the unit. The HVAC technician determined that the components that keep the unit from freezing, as well as the cooling coils, were in need of replacement. After discussing the cost and the age of the unit it was determined that replacing the unit would be the best option, as the possibility of the unit to incur more costly repairs is likely.

In reviewing our options it became apparent that a 4 Zone Split System would offer long term cost benefits and provide a more eco-friendly option to the standard roof mounted system that is currently installed.

Staff does not have a firm cost at this time, but it is expected to be between \$15,000 and \$20,000, as installation will be at prevailing wage rates.

Staff will bring back to Council the low bid with a request to award as soon as bids can be collected. This project will utilize the informal bid procedure outlined in Chapter 3.04.070 of the Municipal Code, with bid requests going out to local contractors.

OPTIONS:

The City Council could provide other direction.

FISCAL IMPACT:

☐ None ☒ \$15,000 - \$20,000 Budgeted Item? ☐ Yes ☒ No

Budget Adjustment Needed? ☒ Yes ☐ No If yes, amount of appropriation increase: \$15,000 - \$20,000

Affected fund(s): ☒ General Fund ☒ Water OM Fund ☒ Sewer OM Fund ☐ Other:

Comments:

SUGGESTED MOTIONS:

Move to authorize staff to proceed with an informal bidding process to replace the failing HVAC system at the Corporation Yard Office, and authorize a budget adjustment not to exceed \$20,000.00.

☐ **Attachments:**



CITY OF LAKEPORT

City Council ☐
City of Lakeport Municipal Sewer District ☒
Lakeport Redevelopment Successor Agency ☐
Lakeport Industrial Development Authority ☐
Municipal Financing Agency of Lakeport ☐

STAFF REPORT

RE: Emergency Purchase of Lift Station Pump

MEETING DATE: 9/5/2017

SUBMITTED BY: Doug Grider, Public Works Director

PURPOSE OF REPORT: ☐ Information only ☐ Discussion ☒ Action Item

WHAT IS BEING ASKED OF THE CITY COUNCIL/BOARD:

The City Council is being asked to authorize the emergency purchase of a 45 HP Flygt Submersible Lift Station Pump.

BACKGROUND/DISCUSSION:

A 47HP Flygt Pump has recently failed at the Larrecou Lift Station. Larrecou is one of two most critical Lift Stations as it pumps 99% of the city's sewer to the wastewater plant. This pump is estimated to have been in service for approximately 20 years with a number of rebuilds.

Upon evaluation it was determined that the cost to repair the pump would be approximately \$22,858.80 with a marginal life span. The cost to purchase a brand new replacement would be \$30,955.00 which has a projected 20 year lifespan. The Flygt brand is superior in the wastewater industry for service and reliability. As a result, the City of Lakeport has standardized on Flygt for all lift stations and wet well applications. Xylem is the only sales representative for Flygt pumps.

OPTIONS:

1. Authorize the purchase of new Flyght 45 HP Pump.

Provide direction to staff.

FISCAL IMPACT:

☐ None ☒ \$30,955.00 Budgeted Item? ☒ Yes ☐ No

Budget Adjustment Needed? ☐ Yes ☐ No If yes, amount of appropriation increase:

Affected fund(s): ☐ General Fund ☐ Water OM Fund ☒ Sewer OM Fund ☐ Other: USDA 504/604

SUGGESTED MOTIONS:

Authorize the purchase of a new 45 HP Flygt Submersible Pump pursuant to the quoted amount and authorize the City Manager to sign the purchase order

☒ **Attachments:**

1. Xylem Water Solutions Quote – New 45 HP Flygt Pump
2. Xylem Water Solutions Quote – Repair of existing 47 HP Pump



Xylem Water Solutions USA, Inc.
Flygt Products

August 3, 2017

CITY OF LAKEPORT
 255 PART ST
 LAKEPORT CA 95453

790-A Chadbourne Rd
 Fairfield, CA 94534
 Tel (707) 422-9894
 Fax (707) 422-9808

Quote # 2017-FFB-0448
 Re:City of Lakeport

Flygt, a Xylem brand, is pleased to provide a quote for the following:

Parts

Qty	Part Number	Description	Unit Price	Extended Price
1	3202.095-0008	Flygt Model NP-3202.095 6" volute Submersible pump equipped with a 460 Volt / 3 phase / 60 Hz 45 HP 1750 RPM motor, 460 impeller, 1 x 50 Ft. length of SUBCAB 4G16+S(2x0,5) submersible cable, FLS leakage detector, volute is prepared for Flush Valve	\$ 30,274.00	\$ 30,274.00

Total Project Price **\$ 30,274.00**

Freight Charge **\$ 681.00**

Total Project Price **\$ 30,955.00**

Terms & Conditions

This order is subject to the Standard Terms and Conditions of Sale – Xylem Americas effective on the date the order is accepted which terms are available at <http://www.xyleminc.com/en-us/Pages/terms-conditions-of-sale.aspx> and incorporated herein by reference and made a part of the agreement between the parties.

Purchase Orders: Please make purchase orders out to: Xylem Water Solutions USA, Inc.

Freight Terms: 3 DAP - Delivered At Place 08 - Jobsite (per Incoterms 2010)

See Freight Payment (Delivery Terms) below.

Taxes: State, local and other applicable taxes are not included in this quotation.

Back Charges: Buyer shall not make purchases nor shall Buyer incur any labor that would result in a back charge to Seller without prior written consent of an authorized employee of Seller.

Shortages: Xylem will not be responsible for apparent shipment shortages or damages incurred in shipment that are not reported within two weeks from delivery to the jobsite. Damages should be noted on the receiving slip and the truck driver advised of the damages. Please contact our office as soon as possible to report damages or shortages so that replacement items can be shipped and the appropriate claims made.



Terms & Conditions: Attached please find our Standard Terms & Conditions of Sale that apply to this order.

Taxes: State, local and other applicable taxes are not included in this quotation.

Time of delivery: Approximately 8–9 working weeks after approval of order and receipt of signed Purchase Order or attached Customer Acceptance Form.

Terms of delivery: PP/Add Order Position

Terms of Payment: 90% Net 45 days, 10% Net 120 days.

Exclusions: This Quote includes only the items listed specified above.

Validity: This Quote will expire in ninety (90) days unless extended in writing by Xylem Water Solutions USA, Inc..

Customer Acceptance: A signed facsimile copy of this quote is acceptable as a binding contract.

Signature: _____ Company/Utility: _____

Name : _____ Address: _____
(PLEASE PRINT)

Email: _____

Date: _____ Phone _____

PO#: _____ Fax: _____

We thank you for your interest in Flygt equipment from Xylem Water Solutions USA, Inc., and look forward to being of service to you in the near future.

Sincerely,



John Maupin
Direct Sales Representative
Phone: 707-430-0181
Cell: 707-317-4707
john.maupin@xyleminc.com
:

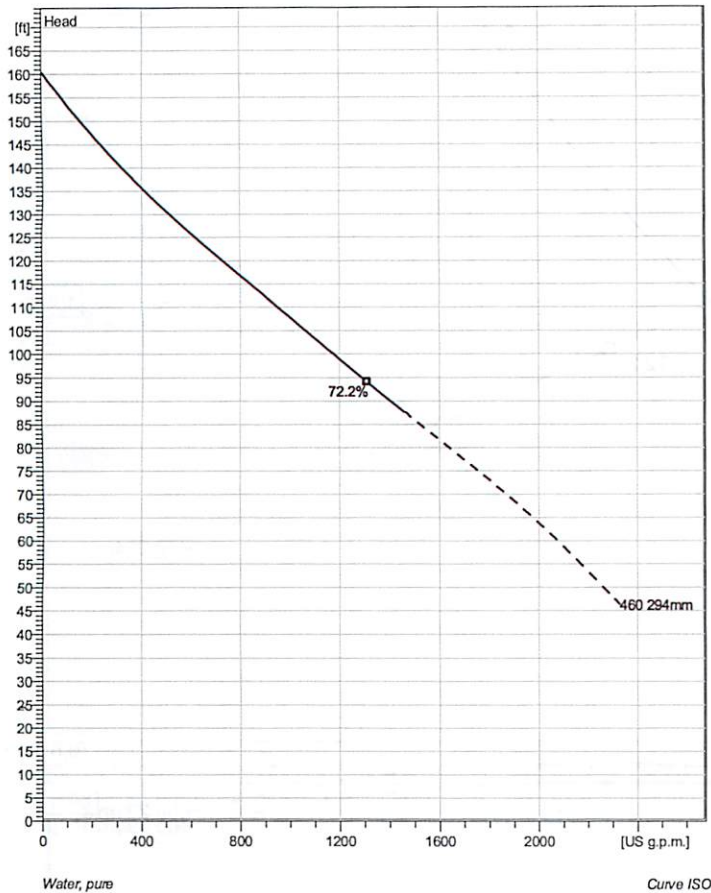
Kevin Tobin
Technical Inside Sales

kevin.tobin@xyleminc.com

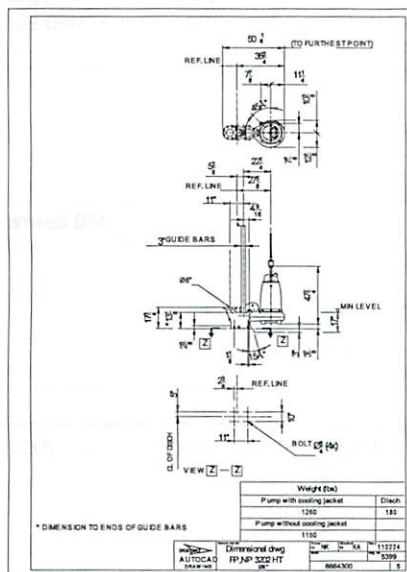


NP 3202 HT 3~ 460

Technical specification



Installation: P - Semi permanent, Wet



Note: Picture might not correspond to the current configuration.

General

Patented self cleaning semi-open channel impeller, ideal for pumping in waste water applications. Possible to be upgraded with Guide-pin® for even better clogging resistance. Modular based design with high adaptation grade.

Impeller

Impeller material	Hard-Iron™
Discharge Flange Diameter	5 7/8 inch
Suction Flange Diameter	7 7/8 inch
Impeller diameter	294 mm
Number of blades	2

Motor

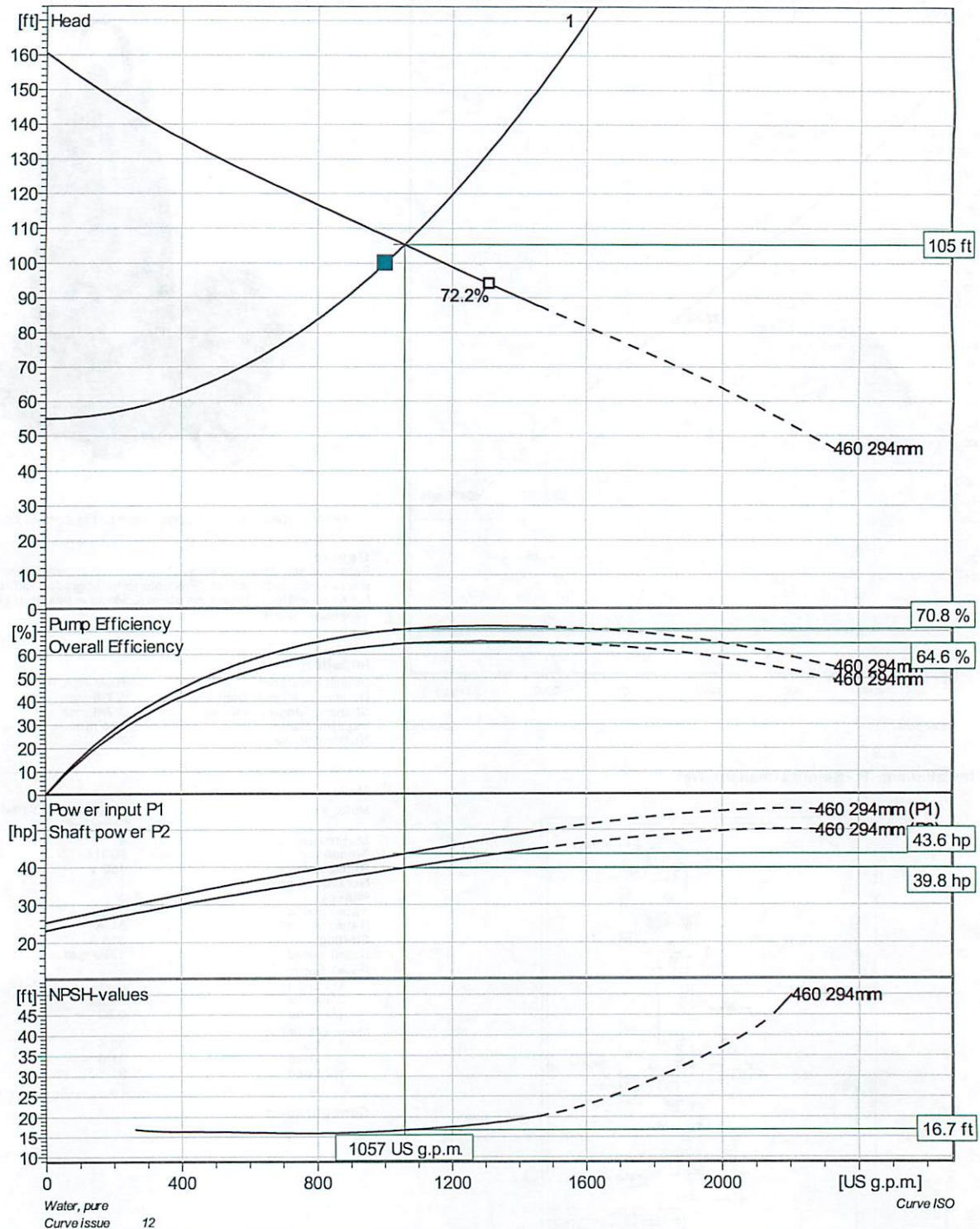
Motor #	N3202.185 30-19-4AA-W 45hp
Stator variant	Standard
Frequency	60 Hz
Rated voltage	460 V
Number of poles	4
Phases	3~
Rated power	45 hp
Rated current	51 A
Starting current	315 A
Rated speed	1770 rpm
Power factor	
1/1 Load	0.91
3/4 Load	0.89
1/2 Load	0.82
Motor efficiency	
1/1 Load	90.5 %
3/4 Load	91.5 %
1/2 Load	91.5 %

Configuration

Project	Project ID	Created by	Created on	Last update
			8/3/2017	

NP 3202 HT 3~ 460

Duty Analysis



Pumps running /System	Individual pump			Total			Pump eff.	Specific energy	NPSHre
	Flow	Head	Shaft power	Flow	Head	Shaft power			
1	1060 US g.p.m.	105 ft	39.8 hp	1060 US g.p.m.	105 ft	39.8 hp	70.8 %	512 kWh/US MG	16.7 ft

Project	Project ID	Created by	Created on	Last update
			8/3/2017	



Xylem Water Solutions USA, Inc.
Flygt Products

PRODUCT REPAIR / SERVICE ESTIMATE

Estimate #: R2017-FFB-0112

Date: 8/2/2017

Page 1 of 5

Tag #: 0829

JobName: CITY OF LAKEPORT

Customer Information

Company Name: CITY OF LAKEPORT

Address 255 PART ST

LAKEPORT CA95453

Contact:

Telephone:

Telephone:

Fax:

Email:

Following is an estimate prepared for you regarding the repair of your Flygt pump.

Product Identification

Product Number: 32010919773

Serial Number: 3201.091-9080009

Model:

Impeller Code: 452

HP: 47

Volts: 460

Phases: 3

Inspection Information

Inspected By: Jesse Kinder

Motor Data: Wire Configuration: U1:Red V1:White W1:Black

Megger to ground: R INF B INF W INF

Resistance through cable: RB .4 RW .4 BW .4

Stator Condition: Good

Shaft Condition: Unusable

Oil Condition: Unusable

Inspection Plugs:

Sensors:

☒ FLS

☐ CLS

☒ KLIX

☐ Bearing

☐ Cable

Hydraulic: Impeller/Propeller Condition: Unusable

Volute Condition: Unusable

Cable Condition: Good

Cable Length:

Hydraulic Type: C



Flygt Products
790-A Chadbourne Rd , Fairfield CA 94534
PH: (707) 422-9894
FX: (707) 422-9808





Xylem Water Solutions USA, Inc.
Flygt Products

PRODUCT REPAIR / SERVICE ESTIMATE

Estimate #: R2017-FFB-0112
Tag #: 0829
JobName: CITY OF LAKEPORT

Date: 8/2/2017

Page 2 of 5

Installation

Type: R

Discharge Size:

☐ Control

FLS AND CABLE UNIT DAMAGED

☐ MFV

Primary Requirement: Impeller wear

Repair/Service Requirements and remarks

IMPELLER WORN SEVERELY AND CAUSED DAMAGE TO VOLUTE. CAVITATION WEAR IN OIL HOUSING. BRASS PIPE CLOGGED. ROTOR SHAFT DAMAGED FROM EXCESSIVE PLAY.

Parts, Labor and Other Charges

Parts:

Qty	PartNo	Description	Sell Price	Total Price
1	601 89 32	KIT,REPAIR BASIC 3170/3201	\$5,407.00	\$5,407.00
1	384 27 00	IMPELLER,C HT CI	\$2,167.00	\$2,167.00
1	384 52 06	ROTOR UNIT	\$4,277.00	\$4,277.00
1	412 11 00	VOLUTE,HT 6" UVF CI	\$6,115.00	\$6,115.00
1	620 77 00	HOUSING,OIL BOTTOM CI	\$2,900.00	\$2,900.00
1	309 29 00	RING,WEAR STATIONARY STEEL/NBR	\$152.00	\$152.00
1	279 76 02	PIPE,BRASS	\$38.00	\$38.00
6	302 21 00	SPRING,COMPRESSION SS	\$3.90	\$23.40
1	374 81 03	PLATE,LOCKING 304	\$11.00	\$11.00
2	81 73 42	SCREW,SLOTTED M4 X 12 SS	\$2.20	\$4.40
1	504 78 10	CABLE UNIT	\$129.00	\$129.00
1	518 89 02	DETECTOR,LEAKAGE UNIT FLS	\$219.00	\$219.00
		Total Price		\$21,442.80

Labor and Other Charges:

Qty	PartNo	Description	Sell Price	Total Price
12	14-69 00 02A	LABOR,SVC FLYGT,NO TAX Z3-TP MODELS:	\$109.00	\$1,308.00



Flygt Products
790-A Chadbourne Rd , Fairfield CA 94534
PH: (707) 422-9894
FX: (707) 422-9808





Xylem Water Solutions USA, Inc.
Flygt Products

PRODUCT REPAIR / SERVICE ESTIMATE

Estimate #: R2017-FFB-0112

Date: 8/2/2017

Page 3 of 5

Tag #: 0829

JobName: CITY OF LAKEPORT

		3000,7000,8000			
1	14-69 00 21C	ENV FEE 11-50HP NO TAX	TP ENVIRONMENTAL	\$62.00	\$62.00
		FEE			
1	14-69 00 24A	MISC ITEMS,MEDIUM PUMPS	TP	\$46.00	\$46.00
		MATERIALS,LUBES,SOLVENTS,ETC			
		Total Price			\$1,416.00

Total Price: \$22,858.80

Product Replacement

Product Number:

Estimated Delivery: Weeks

Cost of New Unit:

Description:

Terms

Please note: If additional repair requirements are identified during service, the total cost of your repair may change. Should this occur, we will contact you for approval before proceeding.

A signed Purchase Order or approval below must be received before any repair work can begin.

If repaired unit is not picked up or delivered within 5 days of completion, the repair will be invoiced.

Taxes: The prices quoted above do not include any state, federal, or local sales tax or use taxes. Any such taxes as applicable must be added to the quoted prices.

Terms of delivery: Freight PP/Add Actual

Validity: This Quote is valid for thirty (30) days.

Terms of payment: Net 30 Standard

Warranty: Parts used for this repair carry a 12 month warranty.

This Quote does not include freight charges.

If this product is not repaired, a fee of \$(300) will be charged for labor required for the inspection performed.

We will require a purchase order from you for these charges.

PLEASE NOTE: IF WE DO NOT HAVE A RESPONSE FROM YOU BY: 2 WEEKS OUT WE WILL INVOICE YOU FOR \$(300) FOR THE TIME & LABOR HOURS OUR SERVICE DEPARTMENT HAS ALREADY SPENT IN PERFORMING THE



Flygt Products
790-A Chadbourne Rd , Fairfield CA 94534
PH: (707) 422-9894
FX: (707) 422-9808





Xylem Water Solutions USA, Inc.
Flygt Products

PRODUCT REPAIR / SERVICE ESTIMATE

Estimate #: R2017-FFB-0112

Date: 8/2/2017

Page 4 of 5

Tag #: 0829

JobName: CITY OF LAKEPORT

TEARDOWN & INSPECTION OF YOUR PRODUCT. YOUR PROMPT ATTENTION & RESPONSE IS GREATLY APPRECIATED.

This estimate is based on inspection of the pump. The actual repair cost could change if additional or replacement parts are required.

Thank you for the opportunity to provide this quotation. Please contact us if there are any questions.

A handwritten signature in black ink, appearing to read "Tiya Nakasone".

Tiyana Nakasone

Phone:

Phone: (707) 430-0171

Fax:

Fax: (707) 422-9808

Email:



Flygt Products
790-A Chadbourne Rd , Fairfield CA 94534
PH: (707) 422-9894
FX: (707) 422-9808





Xylem Water Solutions USA, Inc.
Flygt Products

PRODUCT REPAIR / SERVICE ESTIMATE

Estimate #: R2017-FFB-0112

Date: 8/2/2017

Page 5 of 5

Tag #: 0829

JobName: CITY OF LAKEPORT

Customer Approval

Complete and sign this Approval and return to Xylem Water Solutions USA, Inc with, or in place of, your Purchase Order

I authorize Xylem Water Solutions USA, Inc to proceed for the amount shown above.

☐

Repair

☐

Replacement

Customer Name: _____

Date: _____

Customer Signature: _____

PO #: _____

Ship To:

☐

Will Pick Up

☐

Deliver

☐

Ship To

Ship/Delivery Address:

Bill To:

Taxable:

☐

Yes

☐

No

Tax Exemption Certificate must be on file or tax will be applied to the invoice.



Flygt Products
790-A Chadbourne Rd , Fairfield CA 94534
PH: (707) 422-9894
FX: (707) 422-9808





CITY OF LAKEPORT

City Council ☒
City of Lakeport Municipal Sewer District ☐
Lakeport Redevelopment Successor Agency ☐
Lakeport Industrial Development Authority ☐
Municipal Financing Agency of Lakeport ☐

STAFF REPORT

RE: Contract Change Orders for Giselman Main Replacement **MEETING DATE:** 9/5/2017

SUBMITTED BY: Doug Grider, Public Works Director

PURPOSE OF REPORT: ☐ Information only ☐ Discussion ☒ Action Item

WHAT IS BEING ASKED OF THE CITY COUNCIL/BOARD:

The City Council is being asked to authorize the City Manager to sign (3) Contract Change Orders with Green Right O'Way Constructors, Inc. to complete the Giselman Main Replacement.

BACKGROUND/DISCUSSION:

Change Order No. 3 – Negotiated increase for 11 – 1" Service installations amounting in \$37,273.25. These additional costs were incurred due to additional labor requirements associated with installation.

Change Order No. 4 – Add additional 40' of 8" main to the proposed tie in at Giselman and Sayre amounting in \$6,767.12. This additional footage replaced old pipe on Sayre that would remain under the new asphalt surface.

Change Order No. 5 – Change in Contract Time amounting in (\$4,203.45.) This reflects the actual measured quantities versus the bid quantities which results in a credit.

The total revised contract price is \$447,469.92.

OPTIONS:

1. Authorize City Manager to sign change orders.
2. Provide direction.

It is staff's recommendation that option one is in the best interest of the City as these were necessary to complete the project.

FISCAL IMPACT:

☐ None ☒ \$39,836.92 Budgeted Item? ☒ Yes ☐ No

Budget Adjustment Needed? ☐ Yes ☒ No If yes, amount of appropriation increase:

Affected fund(s): ☐ General Fund ☐ Water OM Fund ☐ Sewer OM Fund ☐ Other:

Comments:

SUGGESTED MOTIONS:

Move to authorize the City Manager to sign Contract Change Orders No. 3, No. 4, and No. 5 with Green Right O'Way Constructors, Inc. for the additional work on the Giselman Waterline Replacement Project.

☒ **Attachments:**

1. Contract Change Order No. 3 – Detail/Change Order
2. Contract Change Order No. 4 – Detail/Change Order
3. Contract Change Order No. 5 – Detail/Change Order

CONTRACT CHANGE ORDER

Change Order No. 3

Project: Giselman Street Waterline Replacement Project – PW17-01
 Contractor: Green Right O'Way
 Change Requested By: City of Lakeport

You are hereby directed to make the herein described changes from the plans and specifications or do the following described work not included in the plans and specifications on this contract:

Item 1 – Install eleven (11) 1 inch water services with single meters. The agreed payment is on time and materials dated 7/13, 7/14, 7/17, 7/18, 7/19, 7/20, 7/21, 7/25, 7/27, and 7/28.

Water Services are located at:

Approximate Station	Address
8+44	2333 Giselman St
9+38	2415 Giselman St
11+13	2455 Giselman St
12+35	201 Lange St
11+75	2460 Giselman St
11+16	2450 Giselman St
7+70	2360 Giselman St
6+60	2350 Giselman St
5+85	2340 Giselman St
1+37	1945 Lakeshore Blvd
10+13	2425 Giselman

Item 2 – Modifications to Estimated Quantities

Modify the estimated quantities as indicated in the table below.

Giselman St Waterline Replacement - Change Order No. 3					
ITEM	DESCRIPTION	UNIT	Qty	Unit Price	Extension
22	11 additional 1" Water Lateral-Single Meter	LS	1	--	37,273.25
	Total Change Order Amount				\$37,273.25

Item 3 – Addition of FIVE (5) Working Days**SUMMARY OF CHANGES**

Contract Time (Working Days)	Original Contract Time	30
	Previous Change Orders	2
	This Change Order	5
	Revised Contract Time	37

Contract Cost:	Original Contract	\$393,068.00
	Previous Change Orders	\$14,565.00
	This Change Order	\$37,273.25
	Total Revised Contract Price	\$444,906.25

Giselman Waterline Replacement Project – PW17-01
Contract Change Order No. 3

We, the undersigned Contractor, have given careful consideration to the change proposed and hereby agree, if this proposal is approved, that we will provide all equipment, furnish all materials, except as otherwise be noted herein, and perform all services necessary for the work above specified, and will accept as full payment therefore the prices shown herein.

Note: This Change Order is not effective until approved by the City Manager or City Council as applicable.

Accepted by Contractor:

Green Right O'Way

Date: 8-28-17

By: Deann Green
Title: CFO.

If the Contractor does not sign acceptance of this Change Order, his attention is directed to the requirements of the specifications as to proceeding with ordered work and filing a written protest within the tie therein specified.

Recommended By: _____ Date: _____, 2017
City Engineer

Approved By: _____ Date: _____, 2017
City of Lakeport City Manager

CONTRACT CHANGE ORDER

Change Order No. 3

Project: Giselman Street Waterline Replacement Project – PW17-01
 Contractor: Green Right O'Way
 Change Requested By: City of Lakeport

You are hereby directed to make the herein described changes from the plans and specifications or do the following described work not included in the plans and specifications on this contract:

Item 1 – Install eleven (11) 1 inch water services with single meters. The agreed payment is on time and materials dated 7/13, 7/14, 7/17, 7/18, 7/19, 7/20, 7/21, 7/25, 7/27, and 7/28.

Water Services are located at:

Approximate Station	Address
8+44	2333 Giselman St
9+38	2415 Giselman St
11+13	2455 Giselman St
12+35	201 Lange St
11+75	2460 Giselman St
11+16	2450 Giselman St
7+70	2360 Giselman St
6+60	2350 Giselman St
5+85	2340 Giselman St
1+37	1945 Lakeshore Blvd
10+13	2425 Giselman

Item 2 – Modifications to Estimated Quantities

Modify the estimated quantities as indicated in the table below.

Giselman St Waterline Replacement - Change Order No. 3					
ITEM	DESCRIPTION	UNIT	Qty	Unit Price	Extension
22	11 additional 1" Water Lateral-Single Meter	LS	1	--	37,273.25
	Total Change Order Amount				\$37,273.25

Item 3 – Addition of FIVE (5) Working Days

SUMMARY OF CHANGES

Contract Time (Working Days)	Original Contract Time	30
	Previous Change Orders	2
	This Change Order	5
	Revised Contract Time	37

Contract Cost:	Original Contract	\$393,068.00
	Previous Change Orders	\$14,565.00
	This Change Order	\$37,273.25
	Total Revised Contract Price	\$444,906.25

Giselman Waterline Replacement Project – PW17-01
Contract Change Order No. 3

We, the undersigned Contractor, have given careful consideration to the change proposed and hereby agree, if this proposal is approved, that we will provide all equipment, furnish all materials, except as otherwise be noted herein, and perform all services necessary for the work above specified, and will accept as full payment therefore the prices shown herein.

Note: This Change Order is not effective until approved by the City Manager or City Council as applicable.

Accepted by Contractor:

Green Right O'Way

By: _____

Date: _____

Title: _____

If the Contractor does not sign acceptance of this Change Order, his attention is directed to the requirements of the specifications as to proceeding with ordered work and filing a written protest within the tie therein specified.

Recommended By: _____ **Date:** _____, 2017
City Engineer

Approved By: _____ **Date:** _____, 2017
City of Lakeport City Manager

CONTRACT NUMBER: 17-01
 Co-Rt-Pm: Giselman
 Contractor: Green Right O'Way
 Work Performed By: Green Right O'Way
 Description of Work: Additional 1" Water Services

Date Performed: 7/13/2017

INPUT BY: OG

ATTACHMENT 1

CHECKED BY:

LABOR CHARGES

NAME	Class	S.T. HOURS	RATE	ST TOTAL	O.T. HOURS	RATE	OT TOTAL	DBL.T. HOURS	DBL.T. RATE	DBL.T. TOTAL	Subsistence	ST + OT TOTAL LAB'
Steven Bray	WORKING FOREMAN	5	\$ 73.92	\$ 369.60	2	\$ 95.49	\$ 190.98					\$ 560.58
Ryan Young	OPERATOR GRF	4	\$ 67.33	\$ 269.32	2	\$ 85.60	\$ 171.20					\$ 440.52
Jerad Bennett	OE GRP 1 NON-UNIC	8	\$ 75.45	\$ 603.60	2	\$ 97.78	\$ 195.56					\$ 799.16
Rob Garzini	OPERATOR GRF	8	\$ 67.33	\$ 538.64	2	\$ 85.60	\$ 171.20					\$ 709.84
Mike Eaton	LABORER	4	\$ 52.74	\$ 210.96	2	\$ 67.51	\$ 135.02					\$ 345.98
Devin Richard	LABORER	0	\$ 52.74	\$ -	0	\$ 67.51	\$ -					\$ -
	MASON APP	0	\$ -	\$ -	0	\$ -	\$ -					\$ -
	TEAMSTERS	0	\$ -	\$ -	0	\$ -	\$ -					\$ -
LABOR SUBTOTAL				\$ 1,992.12			\$ 863.96		\$ -		\$ -	\$ 2,856.08

EQUIPMENT

EQUIPMENT DESCRIPTION	EQUIPMENT ID	CLASS	MAKE	CODE	AMOUNT	S T DAY/HRS	REG RATE	REG TOTAL	O.T. HRS	RATE	OT TOTAL	REG + OT TOTAL EQUIP
PICKUP		TRUCK	T&TT	06-12	HR	8	\$ 20.29	\$ 162.32		\$ 17.04	\$ -	\$ 162.32
SKIP LOADER		LDRRT	DEER	2495	HR	4	\$ 34.17	\$ 136.68		\$ 29.73	\$ -	\$ 136.68
305.5 EXCAVATOR		HCECL	CAT	0250	HR	4	\$ 35.17	\$ 140.68		\$ 28.84	\$ -	\$ 140.68
308 EXCAVATOR		HCECL	CAT	0300	HR	8	\$ 43.88	\$ 351.04		\$ 35.98	\$ -	\$ 351.04
10 WHEELER		TRUON	TRUN	3AXL	HR	2	\$ 57.70	\$ 115.40		\$ 46.74	\$ -	\$ 115.40
WATER TRUCK		TRUCK	T&TT	28-36	HR	4	\$ 36.46	\$ 145.84		\$ 30.63	\$ -	\$ 145.84
FORKLIFT		FKLFT	FLT	080-120	HR	8	\$ 50.74	\$ 405.92		\$ 39.07	\$ -	\$ 405.92
EQUIPMENT SUBTOTAL								\$ 1,457.88			\$ -	\$ 1,457.88

MATERIAL

DESCRIPTION	INV #	AMOUNT	QUANT	UNIT COST	TOTAL
1" SADDLE		5	EA	\$ 57.64	\$ 288.20
1" CORP STOP		5	EA	\$ 57.09	\$ 285.45
1" ANGLE METER		5	EA	\$ 102.23	\$ 511.15
1" SHUT OFF VALVE		5	EA	\$ 57.09	\$ 285.45
1" POLY PIPE		29	LF	\$ 0.44	\$ 12.76
#10 WIRE		39	LF	\$ 0.22	\$ 8.58
SAND		11	YDS	\$ 32.63	\$ 358.93
PLATES 4'x8'					\$ -
30 plates for 30 days		30	DAYS	\$ 102.68	\$ 3,080.50
MATERIAL SUBTOTAL					\$ 4,831.02

notes: 2333, 2415, 2425, 2455 Giselman, 201 Lange St

SHEET TOTALS AND MARKUPS

LABOR SUB-TOTAL	\$ 2,856.08
SUBTOTAL LAB	\$ 2,856.08
SUBSISTANCE	\$ -
10% LABOR & SBSTNS MARKUP	\$ 285.61
LABOR TOTAL =	\$ 3,141.69
EQUIPMENT SUB-TOTAL	\$ 1,457.88
10% EQUIP. MARKUP	\$ 145.79
EQUIPMENT TOTAL =	\$ 1,603.67
MATERIALS SUB-TOTAL	\$ 4,831.02
10% MTRL. MARKUP	\$ 483.10
MATERIAL TOTAL	\$ 5,314.12
REPORT TOTAL	\$ 10,059.48

CONTRACT NUMBER: 17-01
 Co-Rt-Pm: Giselman
 Contractor: Green Right O'Way
 Work Performed By: Green Right O'Way
 Description of Work: Additional 1" Water Services

Date Performed: 7/14/2017

INPUT BY: OG

ATTACHMENT 1

CHECKED BY:

LABOR CHARGES

	NAME	Class	S.T. HOURS	RATE	ST TOTAL	O.T. HOURS	RATE	OT TOTAL	DBL.T. HOURS	RATE	DBL.T. TOTAL	Subsistence	ST + OT TOTAL LAB'
	Steven Bray	WORKING FOREMAN	0	\$ 73.92	\$ -	0	\$ 95.49	\$ -					\$ -
2	Ryan Young	OPERATOR GRP	6	\$ 67.33	\$ 403.98	0	\$ 85.60	\$ -					\$ 403.98
3	Jerad Bennett	OE GRP 1 NON-UNIC	8	\$ 75.45	\$ 603.60	1.5	\$ 97.78	\$ 146.67					\$ 750.27
4	Rob Garzini	OPERATOR GRP	8	\$ 67.33	\$ 538.64	1.5	\$ 85.60	\$ 128.40					\$ 667.04
5	Mike Eaton	LABORER	6	\$ 52.74	\$ 316.44	0	\$ 67.51	\$ -					\$ 316.44
6	Devin Richard	LABORER	0	\$ 52.74	\$ -	0	\$ 67.51	\$ -					\$ -
7		MASON APP	0	\$ -	\$ -	0	\$ -	\$ -					\$ -
8		TEAMSTERS	0	\$ -	\$ -	0	\$ -	\$ -					\$ -
LABOR SUBTOTAL					\$ 1,862.66			\$ 275.07		\$ -		\$ -	\$ 2,137.73

EQUIPMENT

EQUIPMENT DESCRIPTION	EQUIPMENT ID	CLASS	MAKE	CODE	AMOUNT	S T DAY/HRS	REG RATE	REG TOTAL	O.T. HRS	RATE	OT TOTAL	REG + OT TOTAL EQUIP
PICKUP		TRUCK	T&TT	06-12	HR	0	\$ 20.29	\$ -		\$ 17.04	\$ -	\$ -
SKIP LOADER		LDRRT	DEER	2495	HR	2	\$ 34.17	\$ 68.34		\$ 29.73	\$ -	\$ 68.34
305.5 EXCAVATOR		HCECL	CAT	0250	HR	0	\$ 35.17	\$ -		\$ 28.84	\$ -	\$ -
308 EXCAVATOR		HCECL	CAT	0300	HR	8	\$ 43.88	\$ 351.04		\$ 35.98	\$ -	\$ 351.04
10 WHEELER		TRUON	TRUN	3AXL	HR	3	\$ 57.70	\$ 173.10		\$ 46.74	\$ -	\$ 173.10
WATER TRUCK		TRUCK	T&TT	28-36	HR	2	\$ 36.46	\$ 72.92		\$ 30.63	\$ -	\$ 72.92
FORKLIFT		FKLFT	FLT	080-120	HR	8	\$ 50.74	\$ 405.92		\$ 39.07	\$ -	\$ 405.92
EQUIPMENT SUBTOTAL								\$ 1,071.32			\$ -	\$ 1,071.32

MATERIAL

DESCRIPTION	INV #	AMOUNT	QUANT	UNIT COST	TOTAL
1" SADDLE		1	EA	\$ 57.64	\$ 57.64
1" CORP STOP		1	EA	\$ 57.09	\$ 57.09
1" ANGLE METER		1	EA	\$ 102.23	\$ 102.23
1" SHUT OFF VALVE		1	EA	\$ 57.09	\$ 57.09
1" POLY PIPE		46	LF	\$ 0.44	\$ 20.24
#10 WIRE		48	LF	\$ 0.22	\$ 10.56
SAND		0	YDS	\$ 32.63	\$ -
					\$ -
MATERIAL SUBTOTAL					\$ 304.85

notes: 2460, 2450 Giselman

SHEET TOTALS AND MARKUPS

LABOR SUB-TOTAL	\$ 2,137.73
SUBTOTAL LAB	\$ 2,137.73
SUBSISTANCE	\$ -
10% LABOR & SBSTNS MARKUP	\$ 213.77
LABOR TOTAL =	\$ 2,351.50

EQUIPMENT SUB-TOTAL	\$ 1,071.32
10% EQUIP. MARKUP	\$ 107.13
EQUIPMENT TOTAL =	\$ 1,178.45

MATERIALS SUB-TOTAL	\$ 304.85
10% MTRL. MARKUP	\$ 30.49
MATERIAL TOTAL	\$ 335.34

REPORT TOTAL	\$ 3,865.29
--------------	-------------

CONTRACT NUMBER: 17-01
 Co-Rt-Pm: Giselman
 Contractor: Green Right O'Way
 Work Performed By: Green Right O'Way
 Description of Work: Additional 1" Water Services

Date Performed: 7/17/2017

INPUT BY: OG

ATTACHMENT 1

CHECKED BY:

LABOR CHARGES

	NAME	Class	S.T. HOURS	RATE	ST TOTAL	O.T. HOURS	RATE	OT TOTAL	DBL.T. HOURS	RATE	DBL.T. TOTAL	Subsistence	ST + OT TOTAL LAB'
	Steven Bray	WORKING FOREMAN	2	\$ 73.92	\$ 147.84	2	\$ 95.49	\$ 190.98					\$ 338.82
2	Ryan Young	OPERATOR GRP	5	\$ 67.33	\$ 336.65	2	\$ 85.60	\$ 171.20					\$ 507.85
3	Jerad Bennett	OE GRP 1 NON-UNIC	0	\$ 75.45	\$ -	0	\$ 97.78	\$ -					\$ -
4	Rob Garzini	OPERATOR GRP	3	\$ 67.33	\$ 201.99	2	\$ 85.60	\$ 171.20					\$ 373.19
5	Mike Eaton	LABORER	5	\$ 52.74	\$ 263.70	2	\$ 67.51	\$ 135.02					\$ 398.72
6	Devin Richard	LABORER	3	\$ 52.74	\$ 158.22	2	\$ 67.51	\$ 135.02					\$ 293.24
7	Tyler Downey	LABORER	0	\$ 52.74	\$ -	0	\$ 67.51	\$ -					\$ -
8	TEAMSTERS		0	\$ -	\$ -	0	\$ -	\$ -					\$ -
LABOR SUBTOTAL					\$ 1,108.40			\$ 803.42		\$ -		\$ -	\$ 1,911.82

EQUIPMENT

EQUIPMENT DESCRIPTION	EQUIPMENT ID	CLASS	MAKE	CODE	AMOUNT	S T DAY/HR	REG RATE	REG TOTAL	O.T. HRS	RATE	OT TOTAL	REG + OT TOTAL EQUIP
PICKUP		TRUCK	T&TT	06-12	HR	1	\$ 20.29	\$ 20.29	1	\$ 17.04	\$ 17.04	\$ 37.33
SKIP LOADER		LDRRT	DEER	2495	HR	2	\$ 34.17	\$ 68.34		\$ 29.73	\$ -	\$ 68.34
305.5 EXCAVATOR		HCECL	CAT	0250	HR	0	\$ 35.17	\$ -		\$ 28.84	\$ -	\$ -
308 EXCAVATOR		HCECL	CAT	0300	HR	5	\$ 43.88	\$ 219.40		\$ 35.98		\$ 219.40
10 WHEELER		TRUON	TRUN	3AXL	HR	1	\$ 57.70	\$ 57.70		\$ 46.74	\$ -	\$ 57.70
WATER TRUCK		TRUCK	T&TT	28-36	HR	1	\$ 36.46	\$ 36.46		\$ 30.63	\$ -	\$ 36.46
FORKLIFT		FKLFT	FLT	080-120	HR	8	\$ 50.74	\$ 405.92		\$ 39.07		\$ 405.92
EQUIPMENT SUBTOTAL								\$ 808.11			\$ 17.04	\$ 825.15

MATERIAL

DESCRIPTION	INV #	AMOUNT	QUANT	UNIT COST	TOTAL
1" SADDLE		1	EA	\$ 57.64	\$ 57.64
1" CORP STOP		1	EA	\$ 57.09	\$ 57.09
1" ANGLE METER		3	EA	\$ 102.23	\$ 306.69
1" SHUT OFF VALVE		2	EA	\$ 57.09	\$ 114.18
1" POLY PIPE		53	LF	\$ 0.44	\$ 23.32
#10 WIRE		53	LF	\$ 0.22	\$ 11.66
SAND		0	YDS	\$ 32.63	\$ -
SLURRY		7.5	YDS	\$ 98.96	\$ 742.20
					\$ -
MATERIAL SUBTOTAL					\$ 1,312.78

notes: 2450, 2360 Giselman

SHEET TOTALS AND MARKUPS

LABOR SUB-TOTAL	\$ 1,911.82
SUBTOTAL LAB	\$ 1,911.82
SUBSISTANCE	\$ -
10% LABOR & SBSTNS MARKUP	\$ 191.18
LABOR TOTAL =	\$ 2,103.00
EQUIPMENT SUB-TOTAL	\$ 825.15
10%EQUIP. MARKUP	\$ 82.52
EQUIPMENT TOTAL =	\$ 907.67
MATERIALS SUB-TOTAL	\$ 1,312.78
10% MTRL. MARKUP	\$ 131.28
MATERIAL TOTAL	\$ 1,444.06
REPORT TOTAL	\$ 4,454.73

CONTRACT NUMBER: 17-01
 Co-Rt-Pm: Giselman
 Contractor: Green Right O'Way
 Work Performed By: Green Right O'Way
 Description of Work: Additional 1" Water Services

Date Performed: 7/18/2017

INPUT BY: OG

ATTACHMENT 1

CHECKED BY:

LABOR CHARGES

	NAME	Class	S.T. HOURS	RATE	ST TOTAL	O.T. HOURS	RATE	OT TOTAL	DBL.T. HOURS	RATE	DBL.T TOTAL	Subsistence	ST + OT TOTAL LAB'
1	Steven Bray	WORKING FOREMAN	6	\$ 73.92	\$ 443.52	2	\$ 95.49	\$ 190.98					\$ 634.50
2	RyanYoung	OPERATOR GRP	4	\$ 67.33	\$ 269.32	2	\$ 85.60	\$ 171.20					\$ 440.52
3	Jerad Bennett	OE GRP 1 NON-UNIO	0	\$ 75.45	\$ -	0	\$ 97.78	\$ -					\$ -
4	Rob Garzini	OPERATOR GRP	7	\$ 67.33	\$ 471.31	2.5	\$ 85.60	\$ 214.00					\$ 685.31
5	Mike Eaton	LABORER	4	\$ 52.74	\$ 210.96	2	\$ 67.51	\$ 135.02					\$ 345.98
6	Devin Richard	LABORER	7	\$ 52.74	\$ 369.18	2.5	\$ 67.51	\$ 168.78					\$ 537.96
7	Tyler Downey	LABORER	0	\$ 52.74	\$ -	0	\$ 67.51	\$ -					\$ -
8	TEAMSTERS		0	\$ -	\$ -	0	\$ -	\$ -					\$ -
LABOR SUBTOTAL					\$ 1,764.29			\$ 879.98		\$ -		\$ -	\$ 2,644.27

EQUIPMENT

EQUIPMENT DESCRIPTION	EQUIPMENT ID	CLASS	MAKE	CODE	AMOUNT	S T DAY/HRS	REG RATE	REG TOTAL	O.T. HRS	RATE	OT TOTAL	REG + OT TOTAL EQUIP
PICKUP		TRUCK	T&TT	06-12	HR	8	\$ 20.29	\$ 162.32		\$ 17.04	\$ -	\$ 162.32
SKIP LOADER		LDRRT	DEER	2495	HR	4	\$ 34.17	\$ 136.68		\$ 29.73	\$ -	\$ 136.68
305.5 EXCAVATOR		HCECL	CAT	0250	HR	4	\$ 35.17	\$ 140.68		\$ 28.84	\$ -	\$ 140.68
308 EXCAVATOR		HCECL	CAT	0300	HR	8	\$ 43.88	\$ 351.04		\$ 35.98	\$ -	\$ 351.04
10 WHEELER		TRUON	TRUN	3AXL	HR	3	\$ 57.70	\$ 173.10		\$ 46.74	\$ -	\$ 173.10
WATER TRUCK		TRUCK	T&TT	28-36	HR	4	\$ 36.46	\$ 145.84		\$ 30.63	\$ -	\$ 145.84
FORKLIFT		FKLFT	FLT	080-120	HR	8	\$ 50.74	\$ 405.92		\$ 39.07	\$ -	\$ 405.92
EQUIPMENT SUBTOTAL								\$ 1,515.58			\$ -	\$ 1,515.58

MATERIAL

DESCRIPTION	INV #	AMOUNT	QUANT	UNIT COST	TOTAL
1" SADDLE		0	EA	\$ 57.64	\$ -
1" CORP STOP		0	EA	\$ 57.09	\$ -
1" ANGLE METER		3	EA	\$ 102.23	\$ 306.69
3/4" SHUT OFF VALVE		2	EA	\$ 58.27	\$ 116.54
1" POLY PIPE		54.5	LF	\$ 0.44	\$ 23.98
#10 WIRE		94	LF	\$ 0.22	\$ 20.68
SAND		0	YDS	\$ 32.63	\$ -
SLURRY		0	YDS	\$ 98.96	\$ -
1"x 3/4"		3	EA	\$ 22.29	\$ 66.87
MATERIAL SUBTOTAL					\$ 534.76

notes: 2360, 2350, 2340 Giselman

SHEET TOTALS AND MARKUPS

LABOR SUB-TOTAL	\$ 2,644.27
SUBTOTAL LAB	\$ 2,644.27
SUBSISTANCE	\$ -
10% LABOR & SBSTNS MARKUP	\$ 264.43
LABOR TOTAL =	\$ 2,908.69
EQUIPMENT SUB-TOTAL	\$ 1,515.58
10%EQUIP. MARKUP	\$ 151.56
EQUIPMENT TOTAL =	\$ 1,667.14
MATERIALS SUB-TOTAL	\$ 534.76
10% MTRL. MARKUP	\$ 53.48
MATERIAL TOTAL	\$ 588.24
REPORT TOTAL	\$ 5,164.07

CONTRACT NUMBER: 17-01
 Co-Rt-Pm: Giselman
 Contractor: Green Right O'Way
 Work Performed By: Green Right O'Way
 Description of Work: Additional 1" Water Services

Date Performed: 7/19/2017

INPUT BY: OG

ATTACHMENT 1

CHECKED BY:

LABOR CHARGES

	NAME	Class	S.T. HOURS	RATE	ST TOTAL	O.T. HOURS	RATE	OT TOTAL	DBL.T. HOURS	DBL.T. RATE	DBL.T. TOTAL	Subsistence	ST + OT TOTAL LAB'
1	Steven Bray	WORKING FOREMAN	4	\$ 73.92	\$ 295.68	1	\$ 95.49	\$ 95.49					\$ 391.17
2	RyanYoung	OPERATOR GRP	7	\$ 67.33	\$ 471.31	0	\$ 85.60	\$ -					\$ 471.31
3	Jerad Bennett	OE GRP 1 NON-UNIO	0	\$ 75.45	\$ -	0	\$ 97.78	\$ -					\$ -
4	Rob Garzini	OPERATOR GRP	4	\$ 67.33	\$ 269.32	1	\$ 85.60	\$ 85.60					\$ 354.92
5	Mike Eaton	LABORER	6	\$ 52.74	\$ 316.44	1	\$ 67.51	\$ 67.51					\$ 383.95
6	Devin Richard	LABORER	4	\$ 52.74	\$ 210.96	0.5	\$ 67.51	\$ 33.76					\$ 244.72
7	Tyler Downey	LABORER	0	\$ 52.74	\$ -	0	\$ 67.51	\$ -					\$ -
8	TEAMSTERS		0	\$ -	\$ -	0	\$ -	\$ -					\$ -
LABOR SUBTOTAL					\$ 1,563.71			\$ 282.36		\$ -		\$ -	\$ 1,846.07

EQUIPMENT

EQUIPMENT DESCRIPTION	EQUIPMENT ID	CLASS	MAKE	CODE	AMOUNT	S T DAY/HRS	REG RATE	REG TOTAL	O.T. HRS	RATE	OT TOTAL	REG + OT TOTAL EQUIP
PICKUP		TRUCK	T&TT	06-12	HR	4	\$ 20.29	\$ 81.16	1	\$ 17.04	\$ 17.04	\$ 98.20
SKIP LOADER		LDRRT	DEER	2495	HR	3	\$ 34.17	\$ 102.51		\$ 29.73	\$ -	\$ 102.51
305.5 EXCAVATOR		HCECL	CAT	0250	HR	4	\$ 35.17	\$ 140.68		\$ 28.84	\$ -	\$ 140.68
308 EXCAVATOR		HCECL	CAT	0300	HR	5	\$ 43.88	\$ 219.40		\$ 35.98	\$ -	\$ 219.40
10 WHEELER		TRUON	TRUN	3AXL	HR	2	\$ 57.70	\$ 115.40		\$ 46.74	\$ -	\$ 115.40
WATER TRUCK		TRUCK	T&TT	28-36	HR	4	\$ 36.46	\$ 145.84		\$ 30.63	\$ -	\$ 145.84
FORKLIFT		FKLFT	FLT	080-120	HR	8	\$ 50.74	\$ 405.92		\$ 39.07	\$ -	\$ 405.92
EQUIPMENT SUBTOTAL								\$ 1,210.91			\$ 17.04	\$ 1,227.95

MATERIAL

DESCRIPTION	INV #	AMOUNT	QUANT	UNIT COST	TOTAL
1" SADDLE		2	EA	\$ 57.64	\$ 115.28
1" CORP STOP		2	EA	\$ 57.09	\$ 114.18
1" ANGLE METER		2	EA	\$ 102.23	\$ 204.46
3/4" SHUT OFF VALVE		2	EA	\$ 58.27	\$ 116.54
1" POLY PIPE		92	LF	\$ 0.44	\$ 40.48
#10 WIRE		92	LF	\$ 0.22	\$ 20.24
SAND		0	YDS	\$ 32.63	\$ -
SLURRY		5	YDS	\$ 98.96	\$ 494.80
1"x 3/4"		2	EA	\$ 22.29	\$ 44.58
MATERIAL SUBTOTAL					\$ 1,150.56

notes: 1945 Lakeshore, 2350, 2360 Gis

SHEET TOTALS AND MARKUPS

LABOR SUB-TOTAL	\$ 1,846.07
SUBTOTAL LAB	\$ 1,846.07
SUBSISTANCE	\$ -
10% LABOR & SBSTNS MARKUP	\$ 184.61
LABOR TOTAL =	\$ 2,030.67
EQUIPMENT SUB-TOTAL	\$ 1,227.95
10%EQUIP. MARKUP	\$ 122.80
EQUIPMENT TOTAL =	\$ 1,350.75
MATERIALS SUB-TOTAL	\$ 1,150.56
10% MTRL. MARKUP	\$ 115.06
MATERIAL TOTAL	\$ 1,265.62
REPORT TOTAL	\$ 4,647.04

CONTRACT NUMBER: 17-01
 Co-Rt-Pm: Giselman
 Contractor: Green Right O'Way
 Work Performed By: Green Right O'Way
 Description of Work: Additional 1" Water Services

Date Performed: 7/20/2017

INPUT BY: OG

ATTACHMENT 1

CHECKED BY:

LABOR CHARGES

	NAME	Class	S.T. HOURS	RATE	ST TOTAL	O.T. HOURS	RATE	OT TOTAL	DBL.T. HOURS	DBL.T. RATE	DBL.T. TOTAL	Subsistence	ST + OT TOTAL LAB'
1	Steven Bray	WORKING FOREMAN	1	\$ 73.92	\$ 73.92	0	\$ 95.49	\$ -					\$ 73.92
2	RyanYoung	OPERATOR GRP	1.5	\$ 67.33	\$ 101.00	0	\$ 85.60	\$ -					\$ 101.00
3	Jerad Bennett	OE GRP 1 NON-UNIO	0	\$ 75.45	\$ -	0	\$ 97.78	\$ -					\$ -
4	Rob Garzini	OPERATOR GRP	0	\$ 67.33	\$ -	0	\$ 85.60	\$ -					\$ -
5	Mike Eaton	LABORER	1.5	\$ 52.74	\$ 79.11	0	\$ 67.51	\$ -					\$ 79.11
6	Devin Richard	LABORER	0	\$ 52.74	\$ -	0	\$ 67.51	\$ -					\$ -
7	Tyler Downey	LABORER	0	\$ 52.74	\$ -	0	\$ 67.51	\$ -					\$ -
8	TEAMSTERS		0	\$ -	\$ -	0	\$ -	\$ -					\$ -
LABOR SUBTOTAL					\$ 254.03		\$ -	\$ -		\$ -		\$ -	\$ 254.03

EQUIPMENT

	EQUIPMENT DESCRIPTION	EQUIPMENT ID	CLASS	MAKE	CODE	AMOUNT	S T DAY/HRS	REG RATE	REG TOTAL	O.T. HRS	RATE	OT TOTAL	REG + OT TOTAL EQUIP
	PICKUP		TRUCK	T&TT	06-12	HR	1	\$ 20.29	\$ 20.29	0	\$ 17.04	\$ -	\$ 20.29
	SKIP LOADER		LDRRT	DEER	2495	HR	0	\$ 34.17	\$ -		\$ 29.73	\$ -	\$ -
	305.5 EXCAVATOR		HCECL	CAT	0250	HR	0	\$ 35.17	\$ -		\$ 28.84	\$ -	\$ -
	308 EXCAVATOR		HCECL	CAT	0300	HR	0	\$ 43.88	\$ -		\$ 35.98	\$ -	\$ -
	10 WHEELER		TRUON	TRUN	3AXL	HR	0	\$ 57.70	\$ -		\$ 46.74	\$ -	\$ -
	WATER TRUCK		TRUCK	T&TT	28-36	HR	0	\$ 36.46	\$ -		\$ 30.63	\$ -	\$ -
	FORKLIFT		FKLFT	FLT	080-120	HR	1.5	\$ 50.74	\$ 76.11		\$ 39.07	\$ -	\$ 76.11
EQUIPMENT SUBTOTAL											\$ 96.40	\$ -	\$ 96.40

MATERIAL

	DESCRIPTION	INV #	AMOUNT	QUANT	UNIT COST	TOTAL
	1" SADDLE		1	EA	\$ 57.64	\$ 57.64
	1" CORP STOP		1	EA	\$ 57.09	\$ 57.09
	1" ANGLE METER		3	EA	\$ 102.23	\$ 306.69
	3/4" SHUT OFF VALVE		0	EA	\$ 58.27	\$ -
	1" POLY PIPE		53	LF	\$ 0.44	\$ 23.32
	#10 WIRE		53	LF	\$ 0.22	\$ 11.66
	SAND		0	YDS	\$ 32.63	\$ -
	SLURRY		5	YDS	\$ 98.96	\$ 494.80
	1"x 3/4"		2	EA	\$ 22.29	\$ 44.58
MATERIAL SUBTOTAL						\$ 995.78

notes: 1945 Lakeshore

SHEET TOTALS AND MARKUPS

LABOR SUB-TOTAL	\$ 254.03
SUBTOTAL LAB	\$ 254.03
SUBSISTANCE	\$ -
10% LABOR & SBSTNS MARKUP	\$ 25.40
LABOR TOTAL =	\$ 279.43
EQUIPMENT SUB-TOTAL	\$ 96.40
10%EQUIP. MARKUP	\$ 9.64
EQUIPMENT TOTAL =	\$ 106.04
MATERIALS SUB-TOTAL	\$ 995.78
10% MTRL. MARKUP	\$ 99.58
MATERIAL TOTAL	\$ 1,095.36
REPORT TOTAL	\$ 1,480.83

CONTRACT NUMBER: 17-01
 Co-Rt-Pm: Giselman
 Contractor: Green Right O'Way
 Work Performed By: Green Right O'Way
 Description of Work: Additional 1" Water Services

Date Performed: 7/21/2017
ATTACHMENT 1

INPUT BY: OG
 CHECKED BY:

LABOR CHARGES

	NAME	Class	S.T. HOURS	RATE	ST TOTAL	O.T. HOURS	RATE	OT TOTAL	DBL.T. HOURS	RATE	DBL.T. TOTAL	Subsistence	ST + OT TOTAL LAB'
1	Steven Bray	WORKING FOREMAN	3	\$ 73.92	\$ 221.76	0	\$ 95.49	\$ -					\$ 221.76
2	Ryan Young	OPERATOR GRP	3	\$ 67.33	\$ 201.99	0	\$ 85.60	\$ -					\$ 201.99
3	Jerad Bennett	OE GRP 1 NON-UNIO	0	\$ 75.45	\$ -	0	\$ 97.78	\$ -					\$ -
4	Rob Garzini	OPERATOR GRP	0	\$ 67.33	\$ -	0	\$ 85.60	\$ -					\$ -
5	Mike Eaton	LABORER	3	\$ 52.74	\$ 158.22	0	\$ 67.51	\$ -					\$ 158.22
6	Devin Richard	LABORER	3	\$ 52.74	\$ 158.22	0	\$ 67.51	\$ -					\$ 158.22
7	Tyler Downey	LABORER	0	\$ 52.74	\$ -	0	\$ 67.51	\$ -					\$ -
8	TEAMSTERS		0	\$ -	\$ -	0	\$ -	\$ -					\$ -
LABOR SUBTOTAL					\$ 740.19		\$ -	\$ -		\$ -		\$ -	\$ 740.19

EQUIPMENT

	EQUIPMENT DESCRIPTION	EQUIPMENT ID	CLASS	MAKE	CODE	AMOUNT	S T DAY/HRS	REG RATE	REG TOTAL	O.T. HRS	RATE	OT TOTAL	REG + OT TOTAL EQUIP
	PICKUP		TRUCK	T&TT	06-12	HR	3	\$ 20.29	\$ 60.87	0	\$ 17.04	\$ -	\$ 60.87
	SKIP LOADER		LDRRT	DEER	2495	HR	3	\$ 34.17	\$ 102.51		\$ 29.73	\$ -	\$ 102.51
	305.5 EXCAVATOR		HCECL	CAT	0250	HR	0	\$ 35.17	\$ -		\$ 28.84	\$ -	\$ -
	308 EXCAVATOR		HCECL	CAT	0300	HR	0	\$ 43.88	\$ -		\$ 35.98	\$ -	\$ -
	10 WHEELER		TRUON	TRUN	3AXL	HR	0	\$ 57.70	\$ -		\$ 46.74	\$ -	\$ -
	WATER TRUCK		TRUCK	T&TT	28-36	HR	3	\$ 36.46	\$ 109.38		\$ 30.63	\$ -	\$ 109.38
	FORKLIFT		FKLFT	FLT	080-120	HR	3	\$ 50.74	\$ 152.22		\$ 39.07	\$ -	\$ 152.22
EQUIPMENT SUBTOTAL									\$ 424.98		\$ -	\$ -	\$ 424.98

MATERIAL

DESCRIPTION	INV #	AMOUNT	QUANT	UNIT COST	TOTAL
1" SADDLE		0	EA	\$ 57.64	\$ -
1" CORP STOP		0	EA	\$ 57.09	\$ -
1" ANGLE METER		0	EA	\$ 102.23	\$ -
3/4" SHUT OFF VALVE		0	EA	\$ 58.27	\$ -
1" POLY PIPE		0	LF	\$ 0.44	\$ -
#10 WIRE		0	LF	\$ 0.22	\$ -
SAND		4.5	YDS	\$ 32.63	\$ 146.84
SLURRY		20	YDS	\$ 98.96	\$ 1,979.20
1"x 3/4"		0	EA	\$ 22.29	\$ -
MATERIAL SUBTOTAL					\$ 2,126.04

notes: 1945 Lakeshore, 2340, 2350 Giselman

SHEET TOTALS AND MARKUPS

LABOR SUB-TOTAL	\$ 740.19
SUBTOTAL LAB	\$ 740.19
SUBSISTANCE	\$ -
10% LABOR & SBSTNS MARKUP	\$ 74.02
LABOR TOTAL =	\$ 814.21
EQUIPMENT SUB-TOTAL	\$ 424.98
10%EQUIP. MARKUP	\$ 42.50
EQUIPMENT TOTAL =	\$ 467.48
MATERIALS SUB-TOTAL	\$ 2,126.04
10% MTRL. MARKUP	\$ 212.60
MATERIAL TOTAL	\$ 2,338.64
REPORT TOTAL	\$ 3,620.33

CONTRACT NUMBER: 17-01
 Co-Rt-Pm: Giselman
 Contractor: Green Right O'Way
 Work Performed By: Green Right O'Way
 Description of Work: Additional 1" Water Services

Date Performed: 7/25/2017

INPUT BY: OG

ATTACHMENT 1

CHECKED BY:

LABOR CHARGES

	NAME	Class	S.T. HOURS	RATE	ST TOTAL	O.T. HOURS	RATE	OT TOTAL	DBL.T. HOURS	RATE	DBL.T TOTAL	Subsistence	ST + OT TOTAL LAB'
1	Steven Bray	WORKING FOREMAN	1	\$ 73.92	\$ 73.92	0	\$ 95.49	\$ -					\$ 73.92
2	Ryan Young	OPERATOR GRP	1.5	\$ 67.33	\$ 101.00	0	\$ 85.60	\$ -					\$ 101.00
3	Jerad Bennett	OE GRP 1 NON-UNIO	0	\$ 75.45	\$ -	0	\$ 97.78	\$ -					\$ -
4	Rob Garzini	OPERATOR GRP	0	\$ 67.33	\$ -	0	\$ 85.60	\$ -					\$ -
5	Mike Eaton	LABORER	1.5	\$ 52.74	\$ 79.11	0	\$ 67.51	\$ -					\$ 79.11
6	Devin Richard	LABORER	0	\$ 52.74	\$ -	0	\$ 67.51	\$ -					\$ -
7	Tyler Downey	LABORER	0	\$ 52.74	\$ -	0	\$ 67.51	\$ -					\$ -
8	TEAMSTERS		0	\$ -	\$ -	0	\$ -	\$ -					\$ -
LABOR SUBTOTAL					\$ 254.03			\$ -		\$ -		\$ -	\$ 254.03

EQUIPMENT

EQUIPMENT DESCRIPTION	EQUIPMENT ID	CLASS	MAKE	CODE	AMOUNT	S T DAY/HRS	REG RATE	REG TOTAL	O.T. HRS	RATE	OT TOTAL	REG + OT TOTAL EQUIP
PICKUP		TRUCK	T&TT	06-12	HR	1	\$ 20.29	\$ 20.29	0	\$ 17.04	\$ -	\$ 20.29
SKIP LOADER		LDRRT	DEER	2495	HR	1.5	\$ 34.17	\$ 51.26		\$ 29.73	\$ -	\$ 51.26
305.5 EXCAVATOR		HCECL	CAT	0250	HR	0	\$ 35.17	\$ -		\$ 28.84	\$ -	\$ -
308 EXCAVATOR		HCECL	CAT	0300	HR	0	\$ 43.88	\$ -		\$ 35.98	\$ -	\$ -
10 WHEELER		TRUON	TRUN	3AXL	HR	0	\$ 57.70	\$ -		\$ 46.74	\$ -	\$ -
WATER TRUCK		TRUCK	T&TT	28-36	HR	0	\$ 36.46	\$ -		\$ 30.63	\$ -	\$ -
FORKLIFT		FKLFT	FLT	080-120	HR	1.5	\$ 50.74	\$ 76.11		\$ 39.07	\$ -	\$ 76.11
EQUIPMENT SUBTOTAL								\$ 147.66		\$ -	\$ -	\$ 147.66

MATERIAL

DESCRIPTION	INV #	AMOUNT	QUANT	UNIT COST	TOTAL
1" SADDLE		0	EA	\$ 57.64	\$ -
1" CORP STOP		0	EA	\$ 57.09	\$ -
1" ANGLE METER		0	EA	\$ 102.23	\$ -
3/4" SHUT OFF VALVE		0	EA	\$ 58.27	\$ -
1" POLY PIPE		0	LF	\$ 0.44	\$ -
#10 WIRE		0	LF	\$ 0.22	\$ -
SAND		0	YDS	\$ 32.63	\$ -
SLURRY		0	YDS	\$ 98.96	\$ -
1"x 3/4"		0	EA	\$ 22.29	\$ -
MATERIAL SUBTOTAL					\$ -

notes: 1945 Lakeshore, 2340, 2350 Giselman

SHEET TOTALS AND MARKUPS

LABOR SUB-TOTAL	\$ 254.03
SUBTOTAL LAB	\$ 254.03
SUBSISTANCE	\$ -
10% LABOR & SBSTNS MARKUP	\$ 25.40
LABOR TOTAL =	\$ 279.43
EQUIPMENT SUB-TOTAL	\$ 147.66
10% EQUIP. MARKUP	\$ 14.77
EQUIPMENT TOTAL =	\$ 162.42
MATERIALS SUB-TOTAL	\$ -
10% MTRL. MARKUP	\$ -
MATERIAL TOTAL	\$ -
REPORT TOTAL	\$ 441.85

CONTRACT NUMBER: 17-01
 Co-Rt-Pm: Giselman
 Contractor: Green Right O'Way
 Work Performed By: Green Right O'Way
 Description of Work: Additional 1" Water Services

Date Performed: 7/27/2017

INPUT BY: OG

ATTACHMENT 1

CHECKED BY:

LABOR CHARGES

	NAME	Class	S.T. HOURS	RATE	ST TOTAL	O.T. HOURS	RATE	OT TOTAL	DBL.T. HOURS	RATE	DBL.T. TOTAL	Subsistence	ST + OT TOTAL LAB'
	Steven Bray	WORKING FOREMAN	1	\$ 73.92	\$ 73.92	0	\$ 95.49	\$ -					\$ 73.92
2	Ryan Young	OPERATOR GRP	2	\$ 67.33	\$ 134.66	0	\$ 85.60	\$ -					\$ 134.66
3	Jerad Bennett	OE GRP 1 NON-UNIC	0	\$ 75.45	\$ -	0	\$ 97.78	\$ -					\$ -
4	Rob Garzini	OPERATOR GRP	0	\$ 67.33	\$ -	0	\$ 85.60	\$ -					\$ -
5	Mike Eaton	LABORER	2	\$ 52.74	\$ 105.48	0	\$ 67.51	\$ -					\$ 105.48
6	Devin Richard	LABORER	0	\$ 52.74	\$ -	0	\$ 67.51	\$ -					\$ -
7	Tyler Downey	LABORER	0	\$ 52.74	\$ -	0	\$ 67.51	\$ -					\$ -
8	TEAMSTERS		0	\$ -	\$ -	0	\$ -	\$ -					\$ -
LABOR SUBTOTAL					\$ 314.06		\$ -	\$ -		\$ -		\$ -	\$ 314.06

EQUIPMENT

EQUIPMENT DESCRIPTION	EQUIPMENT ID	CLASS	MAKE	CODE	AMOUNT	S T DAY/HRS	REG RATE	REG TOTAL	O.T. HRS	RATE	OT TOTAL	REG + OT TOTAL EQUIP
PICKUP		TRUCK	T&TT	06-12	HR	1	\$ 20.29	\$ 20.29	0	\$ 17.04	\$ -	\$ 20.29
SKIP LOADER		LDRRT	DEER	2495	HR	2	\$ 34.17	\$ 68.34		\$ 29.73	\$ -	\$ 68.34
305.5 EXCAVATOR		HCECL	CAT	0250	HR	0	\$ 35.17	\$ -		\$ 28.84	\$ -	\$ -
308 EXCAVATOR		HCECL	CAT	0300	HR	0	\$ 43.88	\$ -		\$ 35.98	\$ -	\$ -
10 WHEELER		TRUON	TRUN	3AXL	HR	0	\$ 57.70	\$ -		\$ 46.74	\$ -	\$ -
WATER TRUCK		TRUCK	T&TT	28-36	HR	0	\$ 36.46	\$ -		\$ 30.63	\$ -	\$ -
FORKLIFT		FKLFT	FLT	080-120	HR	2	\$ 50.74	\$ 101.48		\$ 39.07	\$ -	\$ 101.48
EQUIPMENT SUBTOTAL								\$ 190.11		\$ -	\$ -	\$ 190.11

MATERIAL

DESCRIPTION	INV #	AMOUNT	QUANT	UNIT COST	TOTAL
1" SADDLE		0	EA	\$ 57.64	\$ -
1" CORP STOP		0	EA	\$ 57.09	\$ -
1" ANGLE METER		0	EA	\$ 102.23	\$ -
3/4" SHUT OFF VALVE		0	EA	\$ 58.27	\$ -
1" POLY PIPE		0	LF	\$ 0.44	\$ -
#10 WIRE		0	LF	\$ 0.22	\$ -
SAND		0	YDS	\$ 32.63	\$ -
SLURRY		0	YDS	\$ 98.96	\$ -
1"x 3/4"		0	EA	\$ 22.29	\$ -
MATERIAL SUBTOTAL					\$ -

notes: hook ups, pull/replace plates

SHEET TOTALS AND MARKUPS

LABOR SUB-TOTAL	\$ 314.06
SUBTOTAL LAB	\$ 314.06
SUBSISTANCE	\$ -
10% LABOR & SBSTNS MARKUP	\$ 31.41
LABOR TOTAL =	\$ 345.47

EQUIPMENT SUB-TOTAL	\$ 190.11
10%EQUIP. MARKUP	\$ 19.01
EQUIPMENT TOTAL =	\$ 209.12

MATERIALS SUB-TOTAL	\$ -
10% MTRL. MARKUP	\$ -
MATERIAL TOTAL	\$ -

REPORT TOTAL	\$ 554.59
--------------	-----------

CONTRACT NUMBER: 17-01
 Co-Rt-Pm: Giselman
 Contractor: Green Right O'Way
 Work Performed By: Green Right O'Way
 Description of Work: Additional 1" Water Services

Date Performed: 7/28/2017

INPUT BY: OG

ATTACHMENT 1

CHECKED BY:

LABOR CHARGES

	NAME	Class	S.T. HOURS	RATE	ST TOTAL	O.T. HOURS	RATE	OT TOTAL	DBL.T. HOURS	RATE	DBL.T. TOTAL	Subsistence	ST + OT TOTAL LAB'
	Steven Bray	WORKING FOREMAN	2	\$ 73.92	\$ 147.84	0	\$ 95.49	\$ -					\$ 147.84
2	Ryan Young	OPERATOR GRP	6	\$ 67.33	\$ 403.98	1.5	\$ 85.60	\$ 128.40					\$ 532.38
3	Jerad Bennett	OE GRP 1 NON-UNIC	0	\$ 75.45	\$ -	0	\$ 97.78	\$ -					\$ -
4	Rob Garzini	OPERATOR GRP	0	\$ 67.33	\$ -	0	\$ 85.60	\$ -					\$ -
5	Mike Eaton	LABORER	6	\$ 52.74	\$ 316.44	1.5	\$ 67.51	\$ 101.27					\$ 417.71
6	Devin Richard	LABORER	0	\$ 52.74	\$ -	0	\$ 67.51	\$ -					\$ -
7	Tyler Downey	LABORER	0	\$ 52.74	\$ -	0	\$ 67.51	\$ -					\$ -
8	TEAMSTERS		0	\$ -	\$ -	0	\$ -	\$ -					\$ -
LABOR SUBTOTAL					\$ 868.26			\$ 229.67		\$ -		\$ -	\$ 1,097.93

EQUIPMENT

EQUIPMENT DESCRIPTION	EQUIPMENT ID	CLASS	MAKE	CODE	AMOUNT	S T DAY/HRS	REG RATE	REG TOTAL	O.T. HRS	RATE	OT TOTAL	REG + OT TOTAL EQUIP
PICKUP		TRUCK	T&TT	06-12	HR	2	\$ 20.29	\$ 40.58	0	\$ 17.04	\$ -	\$ 40.58
SKIP LOADER		LDRRT	DEER	2495	HR	6	\$ 34.17	\$ 205.02		\$ 29.73	\$ -	\$ 205.02
305.5 EXCAVATOR		HCECL	CAT	0250	HR	0	\$ 35.17	\$ -		\$ 28.84	\$ -	\$ -
308 EXCAVATOR		HCECL	CAT	0300	HR	0	\$ 43.88	\$ -		\$ 35.98	\$ -	\$ -
10 WHEELER		TRUON	TRUN	3AXL	HR	0	\$ 57.70	\$ -		\$ 46.74	\$ -	\$ -
WATER TRUCK		TRUCK	T&TT	28-36	HR	0	\$ 36.46	\$ -		\$ 30.63	\$ -	\$ -
FORKLIFT		FKLFT	FLT	080-120	HR	7.5	\$ 50.74	\$ 380.55		\$ 39.07	\$ -	\$ 380.55
EQUIPMENT SUBTOTAL								\$ 626.15			\$ -	\$ 626.15

MATERIAL

DESCRIPTION	INV #	AMOUNT	QUANT	UNIT COST	TOTAL
1" SADDLE		0	EA	\$ 57.64	\$ -
1" CORP STOP		0	EA	\$ 57.09	\$ -
1" ANGLE METER		0	EA	\$ 102.23	\$ -
3/4" SHUT OFF VALVE		0	EA	\$ 58.27	\$ -
1" POLY PIPE		0	LF	\$ 0.44	\$ -
#10 WIRE		0	LF	\$ 0.22	\$ -
SAND		0	YDS	\$ 32.63	\$ -
SLURRY		10	YDS	\$ 98.96	\$ 989.60
1"x 3/4"		0	EA	\$ 22.29	\$ -
MATERIAL SUBTOTAL					\$ 989.60


notes: slurry

SHEET TOTALS AND MARKUPS

LABOR SUB-TOTAL	\$ 1,097.93
SUBTOTAL LAB	\$ 1,097.93
SUBSISTANCE	\$ -
10% LABOR & SBSTNS MARKUP	\$ 109.79
LABOR TOTAL =	\$ 1,207.72
EQUIPMENT SUB-TOTAL	\$ 626.15
10% EQUIP. MARKUP	\$ 62.62
EQUIPMENT TOTAL =	\$ 688.77
MATERIALS SUB-TOTAL	\$ 989.60
10% MTRL. MARKUP	\$ 98.96
MATERIAL TOTAL	\$ 1,088.56
REPORT TOTAL	\$ 2,985.04

ATTACHMENT 1

10059.48
3865.29
4454.73
5164.07
4647.04
441.85
554.59
2985.04
1480.83
3620.33
37273.25 3388.477



DATE SHIPPED	INVOICE DATE	INVOICE NUMBER	PAGE
06/12/17	06/12/17	023898003	1

CUST# (97231-01)
 GREEN RIGHT / GISELMAN ST WATERLINE
 ** REPLACEMENT **
 PO BOX 1119
 WILLITS, CA 95490

GREEN RIGHT / GISELMAN ST
GISELMAN ST & LAKE SHORE BLV
& LAKE ST
LAKEPORT, CA 95453

CUSTOMER PURCHASE ORDER SERVICE BRASS	JOB NAME GISELMAN	SHIPPED VIA OUR TRUCK	TERMS 24.10TH NET 25TH	TAXABLE ITEMS	
PART/DESCRIPTION		ORDER	QTY	UNIT	EXTENSION
BLPPI 1 LF PLUG BRASS		5	5	7.98	17.50
TRW10BLKUF		500	500	60.00	100.00
10 GA LF BLACK COATED TRACER WIRE - 500FT MIN	Item 19 (200)				
Item 21 (16)	Item 20 (200)				
FORDPAA5777MRL		1	1	500.32	275.00
VALVE BALL ANGLE CTS Q-PLG 2" NO LEAD	Item 18				
FORDAA4344QML	Item 21 (4)	20	20	170.84	2632.00
VALVE BALL ANGLE COMP CTS Q-1" NO LEAD	Item 17 (3)				
Item 20 (15)	Item 18 (3)				
FORDA13332MOL		25	25	103.50	1425.00
VALVE BALL ANGLE FIP-MIN 3/4 NO LEAD	Item 20 (15)				
Item 19 (6)	Item 21 (4)				
KCB477QML		6	6	106.32	351.00
CPLG KIP-COMP CTS Q 2" NO LEAD	Item 21 (1)				
Item 20 (5)					
FORDCA444QML		19	19	26.64	200.25
CPLG KIP-COMP CTS Q 1" NO LEAD	Item 20 (15)				
Item 21 (4)					
FORDC1533HL		25	25	26.93	368.75
CPLG FIP-COMP STEEL P3 3/4 NO LEAD	Item 21 (4)				
Item 20 (15)					
FORDF11004QML		3	3	95.45	157.50
CORP BALL KIP-COMP CTS Q 1" NO LEAD	Item 17				
FORDA2QML	Item 21 (2)	14	14	37.31	287.00
ADPT METER 5/8" 3/4 TO 1 (2-PIPI) NO LEAD	Item 20 (5)				
Item 19 (3)	Item 18 (3)				
FORDF11807QML		10	6	353.79	1167.00
CORP BALL KIP-COMP CTS Q 2" NO LEAD	Item 21 (1)				
Item 20 (5)	Item 19 (3)				
Item 18 (3)					
FORDS1084 SADDLE BRASS DI OD 8" IIP FORD		3	3	96.53	159.83
Item 17					
FORDS1087 SADDLE BRASS DI OD 8" IIP FORD		10	10	148.57	820.00
Item 18 (1)	Item 19 (3)				
Item 20 (5)	Item 21 (1)				
FORDS2 INSERT RE CTS 1 FORD		56	56	2.26	84.00
Item 21 (8)	Item 20 (30)				
Item 19 (12)	Item 17 (6)				
***** CONTINUE ON NEXT PAGE *****					

TERMS ARE SUBJECT TO ALL
RATES AND CONDITIONS ON THE
PAGE AND REVERSE

GROSS

TAX

TAX

SHIPPING & HANDLING

OTHER CHARGES

TOTAL DUE



**P.O. Box 6407
Rohnert Park, CA 94927-6407
Branch Contact: 707-462-8707 Fax 707-463-0943
Accounting & Credit: 855-386-5689**

ATTACHMENT 1

DATE SHIPPED	INVOICE DATE	INVOICE NUMBER	PAGE
07/14/17	07/14/17	023988829	1

INVOICE

CUST# (07231-01)

GREEN RIGHT / GISELMAN ST WATERLINE

**** REPLACEMENT ****

PO BOX 1119
WILLITS, CA 95490

GREEN RIGHT / GISELMAN ST
GISELMAN ST & LAKE SHORE BLV
& LANGE ST
LAKEPORT, CA 95453

[illegible]

Material Signed for by: Left At Jobsite 07/14/17

3/4" shut off valve

WEIGHMASTER CERTIFICATE
THIS IS TO CERTIFY that the following material was weighed, measured, or counted by a
certified weighmaster, whose signature is on this certificate, who is a recognized authority of accuracy, as de-
scribed by Chapter 7, commencing with Section 17000 of Division 4, and by the California Department
of Food and Agriculture.

R. B. PETERS

Post Office Box 277 • Lakeport, Calif. 95453 N^o 67526

Telephone 707/263-3678

HYDRAULIC TUBES • HOSES • TOPSOIL • ROCK

DATE	6-15	2017
NAME	GreenDay	
ADDRESS		
CITY		

QUAN.	DESCRIPTION	PRICE	AMOUNT
24	RED SAND	300	7200
2			
3			
4			
5			
6			
7			
8			
9			
10			
11	GROSS LBS.		
12	TARE LBS.		
13	NET LBS.		
14			
15	NOTICE		
16	WE MAKE DELIVERIES INSIDE CURB LINE AT		
	CUSTOMER'S RISK ONLY, AND ACCEPT NO		
	RESPONSIBILITY WHATSOEVER FOR DAMAGES		
	RESULTING FROM SUCH DELIVERIES.		
RECEIVED BY			TOTAL 7200

R. B. PETERS - 78 SODA BAY RD.

WEIGHMASTER

Pat Spelling P. Thank You

ALL TRANSACTIONS C.O.D. UNLESS PRIOR ARRANGEMENTS MADE

ATTACHMENT 1

said

ATTACHMENT 1

M74

0711

WEIGHMASTER CERTIFICATE

THIS IS TO CERTIFY that the following described commodity was weighed, measured, or counted by a weighmaster, whose signature is on this certificate, who is a recognized authority of accuracy, as prescribed by Chapter 7 (commencing with Section 12700) of Division 5 of the California Business and Professions Code, administered by the Division of Measurement Standards of the California Department of Food and Agriculture.

WEIGHED AT:

CLEARLAKE REDI-MIX, INC.

P.O. BOX 111

99 SODA BAY RD.
LAKEPORT, CA 95453

(707) 253-5297

Order No. _____ Date 6-20 20 17Sold To John R.O.W. Cash ☐Job Address Shasta - 7 hpt Charge ☐

THIS LOAD GUARANTEED TO CONTAIN

9 CU. YDS. 25KMDX 6680DRIVER ShoreVehicle License No. CT-147

SACKS LBS.	CEMENT	UNIT PRICE	
		<u>91.00</u>	
<u>22950</u>	LBS. GRAVEL	TOTAL	<u>819.00</u>
	LBS. SAND	MISC.	
	LBS. GRAVEL	CAL. C	
	LBS. AGGREGATE	ADMIX	
<u>410</u>	GALS. WATER ADDED AT PLANT	TOTAL	<u>819.00</u>

CLEARLAKE REDI-MIX, INC.
WEIGHMASTERBy Rob J. Lee Deputy

	GALS.	WATER ADDED AT JOB SITE	
		AMOUNT	<u>890.66</u>
EX. PLANT <u>370</u>	AR. JOB	START POUR	END POUR
			AR. PLANT
			STANDBY
			MEAS.

* 5 min. per yard free unloading time allowed. Additional unloading time charged at current Standby Rate.

NOTICE: Our drivers will make every effort to place material where Customer designates, but the Company assumes no liability for damages inside curb or property line. No claims allowed unless made when material is delivered and receipted for. Interest at the rate of 1% per month will be added after 30 days. Buyer will pay reasonable costs of collection and attorney's fees.

105108

REC'D. BY _____

shurry

2010083

ATTACHMENT 1



Page 1 of 3

TBC Safety-Santa Rosa

3963 Santa Rosa Ave.
SANTA ROSA, CA 95407
www.tbcsafety.com

707-523-2350 Phone
707-523-3124 Fax

Status: Open
Contract #: 624831-1

Date Out: Fri 7/14/2017 10:00AM

Operator: Sarah Gaitan
Terms: COD

Customer #: 1595

Green Right Of Way Construction

707-459-3200 Phone
707-459-3400 Fax

PO BOX 1119
WILLITS, CA 95490

Job Descr: 1945 Lakeshore Blvd.

Ordered By: Steve

Salesman: House Account 707-523-2350 dispatch@shoringdirect.com

Delivery

Delivery: Fri 7/14/2017 10:00AM

Contact: John
Phone: 707-489-9390

110.02/day

Used at Address: 1945 Lakeshore Blvd. ; LAKEPORT, CA 95453
Please note: TBC does not charge sales tax

Qty	Days Out	Items Rented	Rental Period	Status	Each	Price
1	28	4'x8'x1" Non Skid Road Plate #0321	Fri 7/14/2017 to Fri 8/11/2017	Out	\$86.00	\$86.00
		1day \$3.07 1week \$21.50 4weeks \$86.00 This item has a 1 Week Minimum Rental Period Rate				
1	28	4'x8'x1" Non Skid Road Plate #0322	Fri 7/14/2017 to Fri 8/11/2017	Out	\$86.00	\$86.00
		1day \$3.07 1week \$21.50 4weeks \$86.00 This item has a 1 Week Minimum Rental Period Rate				
1	28	4'x8'x1" Non Skid Road Plate #0323	Fri 7/14/2017 to Fri 8/11/2017	Out	\$86.00	\$86.00
		1day \$3.07 1week \$21.50 4weeks \$86.00 This item has a 1 Week Minimum Rental Period Rate				
1	28	4'x8'x1" Non Skid Road Plate #0320	Fri 7/14/2017 to Fri 8/11/2017	Out	\$86.00	\$86.00
		1day \$3.07 1week \$21.50 4weeks \$86.00 This item has a 1 Week Minimum Rental Period Rate				
1	28	4'x8'x1" Non Skid Road Plate #0326	Fri 7/14/2017 to Fri 8/11/2017	Out	\$86.00	\$86.00
		1day \$3.07 1week \$21.50 4weeks \$86.00 This item has a 1 Week Minimum Rental Period Rate				
1	28	4'x8'x1" Non Skid Road Plate #0338	Fri 7/14/2017 to Fri 8/11/2017	Out	\$86.00	\$86.00
		1day \$3.07 1week \$21.50 4weeks \$86.00 This item has a 1 Week Minimum Rental Period Rate				
1	28	4'x8'x1" Non Skid Road Plate #0328	Fri 7/14/2017 to Fri 8/11/2017	Out	\$86.00	\$86.00
		1day \$3.07 1week \$21.50 4weeks \$86.00 This item has a 1 Week Minimum Rental Period Rate				
1	28	4'x8'x1" Non Skid Road Plate #0327	Fri 7/14/2017 to Fri 8/11/2017	Out	\$86.00	\$86.00
		1day \$3.07 1week \$21.50 4weeks \$86.00 This item has a 1 Week Minimum Rental Period Rate				
1	28	4'x8'x1" Non Skid Road Plate #0333	Fri 7/14/2017 to Fri 8/11/2017	Out	\$86.00	\$86.00
		1day \$3.07 1week \$21.50 4weeks \$86.00 This item has a 1 Week Minimum Rental Period Rate				
1	28	4'x8'x1" Non Skid Road Plate #0329	Fri 7/14/2017 to Fri 8/11/2017	Out	\$86.00	\$86.00
		1day \$3.07 1week \$21.50 4weeks \$86.00 This item has a 1 Week Minimum Rental Period Rate				
1	28	4'x8'x1" Non Skid Road Plate #0330	Fri 7/14/2017 to Fri 8/11/2017	Out	\$86.00	\$86.00
		1day \$3.07 1week \$21.50 4weeks \$86.00 This item has a 1 Week Minimum Rental Period Rate				
1	28	4'x8'x1" Non Skid Road Plate #0332	Fri 7/14/2017 to Fri 8/11/2017	Out	\$86.00	\$86.00
		1day \$3.07 1week \$21.50 4weeks \$86.00 This item has a 1 Week Minimum Rental Period Rate				
1	28	4'x8'x1" Non Skid Road Plate #0335	Fri 7/14/2017 to Fri 8/11/2017	Out	\$86.00	\$86.00
		1day \$3.07 1week \$21.50 4weeks \$86.00 This item has a 1 Week Minimum Rental Period Rate				

OPEN MON-FRI 7:00 TO 5:00, SATURDAY by Appointment
Printed On Wed 7/26/2017 12:00:04PM

Software by Point-of-Rental Software www.point-of-rental.com

Modification #4
Contract-Params.rpt (10)

15.56/plate del
30 days
0.52 per
day deliv.

3.07
.52
3.59

ATTACHMENT 1

Contract #: 624831

Green Right Of Way Construction

Page 2 of 3

Qty	Days Out	Items Rented	Rental Period	Status	Each	Price
1	28	4'x8'x1" Non Skid Road Plate #0334 1day \$3.07 1week \$21.50 4weeks \$86.00 This item has a 1 Week Minimum Rental Period Rate	Fri 7/14/2017 to Fri 8/11/2017	Out	\$86.00	\$86.00
1	28	4'x8'x1" Non Skid Road Plate #0331 1day \$3.07 1week \$21.50 4weeks \$86.00 This item has a 1 Week Minimum Rental Period Rate	Fri 7/14/2017 to Fri 8/11/2017	Out	\$86.00	\$86.00
1	28	4'x8'x1" Non Skid Road Plate #0340 1day \$3.07 1week \$21.50 4weeks \$86.00 This item has a 1 Week Minimum Rental Period Rate	Fri 7/14/2017 to Fri 8/11/2017	Out	\$86.00	\$86.00
1	28	4'x8'x1" Non Skid Road Plate #0341 1day \$3.07 1week \$21.50 4weeks \$86.00 This item has a 1 Week Minimum Rental Period Rate	Fri 7/14/2017 to Fri 8/11/2017	Out	\$86.00	\$86.00
1	28	4'x8'x1" Non Skid Road Plate #0339 1day \$3.07 1week \$21.50 4weeks \$86.00 This item has a 1 Week Minimum Rental Period Rate	Fri 7/14/2017 to Fri 8/11/2017	Out	\$86.00	\$86.00
1	28	4'x8'x1" Non Skid Road Plate #0153 1day \$3.07 1week \$21.50 4weeks \$86.00 This item has a 1 Week Minimum Rental Period Rate	Fri 7/14/2017 to Fri 8/11/2017	Out	\$86.00	\$86.00
1	28	4'x8'x1" Non Skid Road Plate #0229 1day \$3.07 1week \$21.50 4weeks \$86.00 This item has a 1 Week Minimum Rental Period Rate	Fri 7/14/2017 to Fri 8/11/2017	Out	\$86.00	\$86.00
1	28	4'x8'x1" Non Skid Road Plate #0222 1day \$3.07 1week \$21.50 4weeks \$86.00 This item has a 1 Week Minimum Rental Period Rate	Fri 7/14/2017 to Fri 8/11/2017	Out	\$86.00	\$86.00
1	28	4'x8'x1" Non Skid Road Plate #0056 1day \$3.07 1week \$21.50 4weeks \$86.00 This item has a 1 Week Minimum Rental Period Rate	Fri 7/14/2017 to Fri 8/11/2017	Out	\$86.00	\$86.00
1	28	4'x8'x1" Non Skid Road Plate #0227 1day \$3.07 1week \$21.50 4weeks \$86.00 This item has a 1 Week Minimum Rental Period Rate	Fri 7/14/2017 to Fri 8/11/2017	Out	\$86.00	\$86.00
1	28	4'x8'x1" Non Skid Road Plate #0228 1day \$3.07 1week \$21.50 4weeks \$86.00 This item has a 1 Week Minimum Rental Period Rate	Fri 7/14/2017 to Fri 8/11/2017	Out	\$86.00	\$86.00
1	28	4'x8'x1" Non Skid Road Plate #0218 1day \$3.07 1week \$21.50 4weeks \$86.00 This item has a 1 Week Minimum Rental Period Rate	Fri 7/14/2017 to Fri 8/11/2017	Out	\$86.00	\$86.00
1	28	4'x8'x1" Non Skid Road Plate #0065 1day \$3.07 1week \$21.50 4weeks \$86.00 This item has a 1 Week Minimum Rental Period Rate	Fri 7/14/2017 to Fri 8/11/2017	Out	\$86.00	\$86.00
1	28	4'x8'x1" Non Skid Road Plate #0217 1day \$3.07 1week \$21.50 4weeks \$86.00 This item has a 1 Week Minimum Rental Period Rate	Fri 7/14/2017 to Fri 8/11/2017	Out	\$86.00	\$86.00
1	28	4'x8'x1" Non Skid Road Plate #0233 1day \$3.07 1week \$21.50 4weeks \$86.00 This item has a 1 Week Minimum Rental Period Rate	Fri 7/14/2017 to Fri 8/11/2017	Out	\$86.00	\$86.00
1	28	4'x8'x1" Non Skid Road Plate #0072 1day \$3.07 1week \$21.50 4weeks \$86.00 This item has a 1 Week Minimum Rental Period Rate	Fri 7/14/2017 to Fri 8/11/2017	Out	\$86.00	\$86.00
1	28	4'x8'x1" Non Skid Road Plate #0068 1day \$3.07 1week \$21.50 4weeks \$86.00 This item has a 1 Week Minimum Rental Period Rate	Fri 7/14/2017 to Fri 8/11/2017	Out	\$86.00	\$86.00
Qty	Key	Items Sold	Status	Each	Price	
1	ICTDELHR-1 3-hr 44 min	Crane Truck Delivery-Per Hour (Portal to Portal)	Sold	\$466.87	\$466.87	

OPEN MON-FRI 7:00 TO 5:00, SATURDAY by Appointment

Printed On Wed 7/26/2017 12:00:04 PM

Software by Point-of-Rental Software www.point-of-rental.com

Modification #4
Contract-Params.rpt (10)



I have received written safety instructions:

Contract Signature:

Date: 07/14/2017 Modification # 2

Rental Contract

I have read, discussed and understand the terms and conditions of this agreement both on the face and the back and agree to said terms. It is the customer's responsibility to request TAB Data should a copy be required.

Rental items are subject to inspection for damage and subsequent billing for repair and/or replacement.

Rental:	\$2,580.00
Delivery Charge:	\$468.67
Subtotal:	\$3,048.67
Lake Co:	\$33.83
Total:	\$3,080.50
Paid:	\$0.00
Amount Due:	\$3,080.50

Signature:

Green Right Of Way Construction

OPEN MON-FRI 7:00 TO 5:00, SATURDAY by Appointment
Printed On Wed 7/26/2017 12:00:04PM

Software by Point-of-Rental Software www.point-of-rental.com

Modification #4
Contract-Params.rpt (10)

State of California
California State Transportation Agency

Department of Transportation
Division of Construction

Labor Surcharge and Equipment Rental Rates

(Cost of Equipment Ownership)



Effective April 1, 2017 through March 31, 2018

ELECTRIC GENERATORS & LIGHT PLANTS [ELGEN]

DELAY FACTOR = 0.15 OVERTIME FACTOR = 0.86

Rates are for gas or diesel power and alternating or direct current.

GENERATOR [GEN]

Rated in accordance with Mfr's output in kilowatts.

OVER	TO	Code	Rate
0	1	000-001	\$0.65
1	3	001-003	\$1.48
3	7.5	003-008	\$3.08
7.5	15	008-015	\$6.92
15	25	015-025	\$10.81
25	50	025-050	\$11.10
50	100	050-100	\$19.54
100	200	100-200	\$38.79
200	300	200-300	\$65.03
300	400	300-400	\$89.20
400	500	400-500	\$112.09

LIGHTS [LITE]

Includes trailer, pole and generator.

Model	Code	Rate
2 Light Set	2 LIGHT	\$3.40
4 Light Set	4 LIGHT	\$7.20

ELECTRIC POWERED HAND TOOLS [ELTOL]

DELAY FACTOR = 0.61 OVERTIME FACTOR = 0.42

Includes electric powered, hand held tools not listed elsewhere in this book. Expendable bits, blades, discs, wheels, etc. shall be paid by separate invoice. Rated in accordance with Mfr's suggested retail price.

TOOLS [TOOL]

OVER	TO	Code	Rate
450	600	045-060	\$0.30
600	800	060-080	\$0.40
800	1000	080-100	\$0.50

FORK LIFT TRUCKS [FKLFT]

DELAY FACTOR = 0.25 OVERTIME FACTOR = 0.77

Includes attachments and accessories. Listed in accordance with the Mfr's maximum rated capacity in kilograms(pounds).

FORK LIFT TRUCKS [FLT]

OVER	TO	Code	Rate
454 (1000)	1814 (4000)	010-040	\$24.61
1814 (4000)	2722 (6000)	040-060	\$32.73
2722 (6000)	3629 (8000)	060-080	\$37.00
3629 (8000)	5443 (12000)	080-120	\$50.74
5443 (12000)	7258 (16000)	120-160	\$54.04
7258 (16000)	9072 (20000)	160-200	\$63.52
9072 (20000)	11340 (25000)	200-250	\$63.46

11340 (25000)	13608 (30000)	250-300	\$69.67
13608 (30000)	18144 (40000)	300-400	\$89.91
18144 (40000)	22680 (50000)	400-500	\$109.54
22680 (50000)	34020 (75000)	500-750	\$150.47

GRADERS [GRADR]

DELAY FACTOR = 0.14 OVERTIME FACTOR = 0.88

Includes ripper and scarifier attachments and all accessories. Electronic blade control and specialty cutting tools shall be paid separately.

BLADE-MOR [BMOR]

Model	Code	Rate
727	2173	\$20.72
747	2178	\$30.18

CATERPILLAR [CAT]

Model	Code	Rate
120G 87V serial	2685	\$58.99
130G 74V serial	2695	\$65.65
12E 99E serial	2710	\$39.17
12F 73G serial	2768	\$59.27
12F 13K serial	2826	\$46.65
12F 89H serial	2884	\$47.14
12G 61M serial	2890	\$67.41
12H	2895	\$73.46
14E 72G serial	3174	\$61.50
14G	3180	\$100.56
14H	3185	\$111.44
140 14U serial	3250	\$62.53
140G 72V serial	3260	\$72.57
140H	3265	\$78.54
143H	3267	\$88.03
16 49G serial	3290	\$80.59
16 49G800 serial	3348	\$117.86
16 G93U serial	3360	\$140.19
16H	3380	\$150.02
160H	3385	\$92.04
163H	3390	\$97.66

JOHN DEERE

[DEER]

Model	Code	Rate
JD-570A	3890	\$38.64
JD-570B	3892	\$45.65
JD-670	3900	\$48.88
JD-670A	3905	\$54.89
JD-670CH	3907	\$73.36
JD-770	3910	\$55.57
JD-770A, 770A-H	3915	\$66.17
JD-770B	3916	\$73.43
JD-772CH	3930	\$89.24

OKADA

<u>Model</u>	<u>Code</u>	<u>Rate</u>
UB-5	0900	\$7.63
UB-8	0950	\$14.83

RAMMER

<u>Model</u>	<u>Code</u>	<u>Rate</u>
S-84	1000	\$31.23
S-86	1050	\$33.64

STANLEY

<u>Model</u>	<u>Code</u>	<u>Rate</u>
MB250	1100	\$5.80
MB2900	1120	\$23.34
MB4900	1140	\$41.49
MB550	1160	\$9.18
MB800	1180	\$13.68

TELEDYNE

<u>Model</u>	<u>Code</u>	<u>Rate</u>
950X	1190	\$31.20
TB1025	1195	\$34.16
TB1425X	1200	\$33.93
TB2225X	1220	\$63.42
TB425	1240	\$13.45
TB825X	1260	\$23.30

TRAMAC

<u>Model</u>	<u>Code</u>	<u>Rate</u>
BRH1100	1300	\$35.84
BRH125	1310	\$10.98
BRH250	1320	\$12.59
BRH400	1330	\$11.87
BRH620	1340	\$23.50
BRH750	1350	\$21.70
BRV950	1360	\$22.89

TUNKER

<u>Model</u>	<u>Code</u>	<u>Rate</u>
40.01	1400	\$154.98
40.05	1450	\$154.98
60.05	1460	\$129.73

VULCAN

<u>Model</u>	<u>Code</u>	<u>Rate</u>
1	1500	\$25.92
010	1520	\$37.03
100C	1540	\$38.62
2300	1560	\$123.78
80C	1580	\$29.74

[OKAD]**[RAMR]****[STAN]****[TELD]****[TRMC]****[TUNK]****[VULC]****HYDRAULIC CRANES & EXCAVATORS, [HCECL]
CRAWLER MOUNTED****DELAY FACTOR = 0.21****OVERTIME FACTOR = 0.82**Includes all attachments and accessories required for lifting or digging.
Pavement breaker or compactor attachments are not included.**BANTAM**

<u>Model</u>	<u>Code</u>	<u>Rate</u>
C 266	0680	\$71.99
C 366	0690	\$83.66
C 744	1075	\$55.44

CASE

<u>Model</u>	<u>Code</u>	<u>Rate</u>
9030B	0100B	\$72.77
9040	0110	\$84.32
9060B	0120B	\$169.32
40E E-Boom	1600	\$66.09
40E Y-Boom	1601	\$66.48
50E	1602	\$83.52
125B	1602H	\$68.94
170C	1602N	\$95.08
220B	1602R	\$123.14
880B Y-Boom	1609	\$46.98
980B	1615	\$72.97
1080	1615E	\$63.41
1080B	1615J	\$64.99
1280	1616	\$87.30
1280B	1616E	\$81.50

CATERPILLAR

<u>Model</u>	<u>Code</u>	<u>Rate</u>
304 CR	0200	\$26.50
305C CR	0250	\$35.17
312	0300	\$43.88
312C	0300C	\$48.26
312CL	0300CL	\$49.17
314CL CR	0302CLR	\$55.37
315L	0305	\$53.30
320	0310	\$70.33
320BL	0312	\$74.56
320C	0312C	\$72.49
320CL	0312CL	\$81.08
320L	0315	\$71.74
321C LCR	0320R	\$101.14
322L	0325	\$88.25
325	0330	\$92.88
325BL	0335	\$102.67
325L	0340	\$97.44
328D LCR	0343DR	\$122.88
330BL	0345	\$128.44

ATTACHMENT 1

936E	2110	\$69.06	JOHN DEERE	[DEER]	
936F	2120	\$71.78	<u>Model</u>	<u>Code</u>	<u>Rate</u>
938F	2130	\$73.57	JD-210C	2485	\$25.79
938G	2130G	\$83.01	JD-210C w/ backhoe	2490	\$26.10
950 90A serial	2228	\$51.73	JD-210LE	2495	\$34.17
950 31K & 81J serial	2270	\$64.04	JD-310A w/ backhoe	2504	\$27.34
950B	2272	\$79.22	JD-310B w/ backhoe	2506	\$28.03
950E	2300	\$84.71	JD-310C w/ backhoe	2507	\$30.77
950F	2301	\$89.07	JD-310D w/ backhoe	2507D	\$34.94
950F Series II	2303	\$92.75	JD-310E w/ backhoe	2507E	\$35.82
950G	2310	\$99.90	JD-310SE w/ backhoe	2507F	\$40.07
950H	2310H	\$116.93	310G	2507G	\$36.75
962G	2320G	\$109.01	JD-315SE w/ backhoe	2507H	\$40.70
966C	2340	\$95.41	JD-410 w/ backhoe	2508	\$30.02
966D	2350	\$104.24	JD-410B w/ backhoe	2508B	\$30.71
966E	2360	\$115.53	JD-410C w/ backhoe	2508C	\$35.86
966F	2361	\$118.14	JD-410D w/ backhoe	2508D	\$43.08
966G	2362	\$133.81	JD-410E w/ backhoe	2508E	\$45.16
966H	2362H	\$156.84	410G	2508G	\$46.14
970F	2370	\$139.53	410J 4WD	2508J	\$53.92
972G	2372G	\$148.96	410K	2508K	\$57.08
980B	2376	\$117.36	JD-444	2510	\$39.68
980C	2378	\$147.66	JD-444C	2515	\$41.68
980F	2381	\$152.50	JD-444D	2520	\$42.72
980G	2382	\$168.39	JD-444E	2521	\$46.64
980H	2382H	\$185.19	JD-500C w/ backhoe	2592	\$39.02
988 87A6868 serial	2398	\$142.86	JD-510 w/ backhoe	2620	\$35.61
988B 50W serial	2436	\$212.86	JD-510B w/ backhoe	2625	\$34.99
992B 25K serial	2460	\$257.29	JD-510C w/ backhoe	2630	\$41.04
992C	2470	\$409.03	JD-510D w/ backhoe	2630D	\$49.10
IT 12	2472	\$34.18	JD-544B	2660B	\$49.22
IT 12B	2472B	\$39.88	JD-544C	2660C	\$50.83
IT 14F	2473	\$46.40	JD-544D	2660D	\$49.74
IT 18	2474	\$43.48	JD-544E	2660E	\$55.12
IT 18B	2475	\$49.28	JD-544G	2660G	\$61.39
IT 28	2476	\$52.42	544J	2660J	\$81.03
IT 28B	2477	\$57.24	544K	2660K	\$90.32
IT 28F	2477G	\$66.53	JD-610B w/ backhoe	2690	\$40.02
IT 28G	2478	\$69.72	JD-610C w/ backhoe	2691	\$45.25
IT 38G	2480	\$80.21	JD-624E	2700	\$66.26
IT 62G	2482	\$110.28	JD-624G	2700G	\$75.73
CLARK	[CLRK]		JD-624H	2700H	\$82.81
<u>Model</u>	<u>Code</u>	<u>Rate</u>	JD-644B	2710	\$68.06
35C	2484	\$41.25	JD-644C	2715	\$70.98
45C	2486	\$48.24	JD-644D	2717	\$72.86
55C	2488	\$58.12	JD-644E	2719	\$79.51
75C	2491	\$76.26	JD-644G	2719B	\$91.47
125B	2492	\$97.12	JD-644H	2719H	\$98.20
275B	2496	\$169.05	644J	2719J	\$110.35
275C	2497	\$187.59	JD-710B w/ backhoe	2720	\$50.94

VERMEER**[VERM]**

Model	Code	Rate
CC-135	8350	\$76.72
M 220	8380	\$13.50
M 455 / M455A	8480	\$33.58
M 475	8570	\$35.80
M 475A	8571	\$40.03
M 485	8580	\$39.91
M 495	8585	\$63.14
T 300B, T 300A	8718	\$21.23
T 400C, T 400B, T 400A	8781	\$48.33
T 600D, C, B, A	8842	\$70.03
T 650	8843	\$119.32
T 800B, T 800A, T800	8870	\$112.74
T 800C	8871	\$122.77
T 850	8875	\$219.13
V 430	8950	\$24.38
V 430A	8951	\$27.54
V 434 / M 434	9000	\$23.50
V 440	9015	\$26.55
V 450	9017	\$32.08
V 454	9020	\$27.41
V 1550	9025	\$12.71

**TRUCK, TRUCK TRAILERS, EXCL.
DUMP TRUCKS & EQPT TRAIL**
[TRUCK]
DELAY FACTOR = 0.18 OVERTIME FACTOR = 0.84

Includes all attachments and accessories related to hauling, with and without trailers as needed. Includes water trucks, freight trucks and passenger vehicles, including 4wd option. Listed by Mfr's Gross Vehicle Weight in Kilograms(pounds). For tractor-trailer units, the gross vehicle weight of the cargo carrying unit or units will control. In the case of water trucks, the tank capacity expressed in kilograms (pounds) of water plus 20%, will determine the gross vehicle weight. For attachment allowance, see attachment class.

TRUCKS**[T&TT]**

OVER	TO	Code	Rate
CARS , LIGHT TRUCKS		00-06	\$16.34
3175 (7000) 5443 (12000) No small pickups		06-12	\$20.29
5443 (12000) 9072 (20000)		12-20	\$25.30
9072 (20000) 12701(28000)		20-28	\$27.77
12701 (28000) 16330 (36000)		28-36	\$36.46
16330 (36000) 21773 (48000)		36-48	\$42.54
21773 (48000) 27216 (60000)		48-60	\$51.63
27216(60000) & Over		60	\$65.21

TRUCKS, OFF-HIGHWAY**[TRUOF]****DELAY FACTOR = 0.24****OVERTIME FACTOR = 0.78**

Includes all attachments and accessories. Includes end dump, belly dump and earthmover types. Listed in accordance with Mfr's rated capacity in tonnes (tons). In the case of earthmover types, rated by Mfr's volumetric capacity, a factor of 1.4 tonnes per cubic meter (1-1/2 tons per cubic yard) of struck capacity shall be used.

TRUCK OFF-HIGHWAY**[TRU]**

OVER	TO	Code	Rate
9.1 (10)	13.6 (15)	10-15	\$40.28
16.3 (18)	20.0 (22)	18-22	\$72.63
20.0 (22)	24.5 (27)	22-27	\$90.38
24.5 (27)	29.0 (32)	27-32	\$103.55
29.0 (32)	36.3 (40)	32-40	\$139.88
36.3 (40)	49.9 (55)	40-55	\$205.30
49.9 (55)	60.8 (67)	55-67	\$231.02

TRUCKS, DUMP, ON-HIGHWAY**[TRUON]****DELAY FACTOR = 0.21****OVERTIME FACTOR = 0.81**

Includes all end dump, side dump and belly dump types; including all attachments and accessories.

TRUCK ON-HIGHWAY**[TRUN]**

Model	Code	Rate
2 axles	2AXL	\$42.84
3 axles	3AXL	\$57.70
4 axles	4AXL	\$66.21
5 axles	5AXL	\$72.78

WELDING EQUIPMENT**[WELD]****DELAY FACTOR = 0.22****OVERTIME FACTOR = 0.81****ARC WELDING MACHINES****[AWM]**

Diesel, gas or electric powered. Includes helmets, holders, cable and all attachments and accessories. Rate capacity in amps.

OVER	TO	Code	Rate
0	250	0-250	\$4.36
250	500	250-500	\$8.33
over	500	500	\$8.94

GAS WELDING OUTFIT**[GWO]**

Includes regulator, 7.6 meters (25 feet) of hose, torch, goggles, lighter and attachments and accessories. Gas and rod shall be paid separately.

Model	Code	Rate
ALL	ALL	\$0.27

CONTRACT CHANGE ORDER

Change Order No. 4

Project: Giselman Street Waterline Replacement Project – PW17-01
 Contractor: Green Right O'Way
 Change Requested By: City of Lakeport

You are hereby directed to make the herein described changes from the plans and specifications or do the following described work not included in the plans and specifications on this contract:

Item 1 – Tie in new 8" water main-line on Giselman St going east to existing water line on Sayre Street. Install 40' of C900 so new water line ties in on the east side of the valley gutter. Some fittings shall be reused at the direction of city staff. The agreed payment is on time and materials dated 8/9, 8/10, and 8/11. Work done at Sta: 4+12.

Item 2 – Modifications to Estimated Quantities

Modify the estimated quantities as indicated in the table below.

Giselman St Waterline Replacement- Change Order No. 4					
ITEM	DESCRIPTION	UNIT	Qty	Unit Price	Extension
23	East Sayre St Tie In	LS	1	–	6,767.12
	Total Change Order Amount				6,767.12

Item 3 – Addition of TWO (2) Working Days**SUMMARY OF CHANGES**

Contract Time (Working Days)	Original Contract Time	30
	Previous Change Orders	7
	This Change Order	2
	Revised Contract Time	39
Contract Cost:	Original Contract	\$393,068.00
	Previous Change Orders	\$51,838.25
	This Change Order	\$6,767.12
	Total Revised Contract Price	\$451,673.37

We, the undersigned Contractor, have given careful consideration to the change proposed and hereby agree, if this proposal is approved, that we will provide all equipment, furnish all materials, except as otherwise be noted herein, and perform all services necessary for the work above specified, and will accept as full payment therefore the prices shown herein.

Note: This Change Order is not effective until approved by the City Manager or City Council as applicable.

Giselman Waterline Replacement Project – PW17-01
Contract Change Order No. 4

Accepted by Contractor:

Green Right O'Way

Date: 8-28-17

By: Dann Green
Title: C.F.O.

If the Contractor does not sign acceptance of this Change Order, his attention is directed to the requirements of the specifications as to proceeding with ordered work and filing a written protest within the tie therein specified.

Recommended By: _____ **Date:** _____, 2017
City Engineer

Approved By: _____ **Date:** _____, 2017
City of Lakeport City Manager

CONTRACT CHANGE ORDER

Change Order No. 4

Project: Giselman Street Waterline Replacement Project – PW17-01
 Contractor: Green Right O'Way
 Change Requested By: City of Lakeport

You are hereby directed to make the herein described changes from the plans and specifications or do the following described work not included in the plans and specifications on this contract:

Item 1 – Tie in new 8" water main-line on Giselman St going east to existing water line on Sayre Street. Install 40' of C900 so new water line ties in on the east side of the valley gutter. Some fittings shall be reused at the direction of city staff. The agreed payment is on time and materials dated 8/9, 8/10, and 8/11. Work done at Sta: 4+12.

Item 2 – Modifications to Estimated Quantities

Modify the estimated quantities as indicated in the table below.

Giselman St Waterline Replacement- Change Order No. 4					
ITEM	DESCRIPTION	UNIT	Qty	Unit Price	Extension
23	East Sayre St Tie In	LS	1	--	6,767.12
	Total Change Order Amount				6,767.12

Item 3 – Addition of TWO (2) Working Days**SUMMARY OF CHANGES**

Contract Time (Working Days)	Original Contract Time	30
	Previous Change Orders	7
	This Change Order	2
	Revised Contract Time	39

Contract Cost:	Original Contract	\$393,068.00
	Previous Change Orders	\$51,838.25
	This Change Order	\$6,767.12
	Total Revised Contract Price	\$451,673.37

We, the undersigned Contractor, have given careful consideration to the change proposed and hereby agree, if this proposal is approved, that we will provide all equipment, furnish all materials, except as otherwise be noted herein, and perform all services necessary for the work above specified, and will accept as full payment therefore the prices shown herein.

Note: This Change Order is not effective until approved by the City Manager or City Council as applicable.

Giselman Waterline Replacement Project – PW17-01
Contract Change Order No. 4

Accepted by Contractor:

Green Right O'Way

By: _____

Date: _____

Title: _____

If the Contractor does not sign acceptance of this Change Order, his attention is directed to the requirements of the specifications as to proceeding with ordered work and filing a written protest within the tie therein specified.

Recommended By: _____ **Date:** _____, 2017
City Engineer

Approved By: _____ **Date:** _____, 2017
City of Lakeport City Manager

CONTRACT NUMBER: 17-01
 Co-Rt-Pm: Giselman
 Contractor: Green Right O'Way
 Work Performed By: Green Right O'Way
 Description of Work: East Sayre water main tie in

Date Performed: 8/9/2017

INPUT BY: OG

ATTACHMENT 2

CHECKED BY:

LABOR CHARGES

	NAME	Class	S.T. HOURS	RATE	ST TOTAL	O.T. HOURS	RATE	OT TOTAL	DBL.T. HOURS	RATE	DBL.T. TOTAL	Subsistence	ST + OT TOTAL LAB'
	Steven Bray	WORKING FOREMAN	2	\$ 73.92	\$ 147.84	0	\$ 95.49	\$ -					\$ 147.84
2	Ryan Young	OPERATOR GRP	0	\$ 67.33	\$ -	0	\$ 85.60	\$ -					\$ -
3	Jerad Bennett	OE GRP 1 NON-UNIC	0	\$ 75.45	\$ -	0	\$ 97.78	\$ -					\$ -
4	Rob Garzini	OPERATOR GRP	8	\$ 67.33	\$ 538.64	0	\$ 85.60	\$ -					\$ 538.64
5	Mike Eaton	LABORER	8	\$ 52.74	\$ 421.92	0	\$ 67.51	\$ -					\$ 421.92
6	Devin Richard	LABORER	8	\$ 52.74	\$ 421.92	0	\$ 67.51	\$ -					\$ 421.92
7	Tyler Downey	LABORER	8	\$ 52.74	\$ 421.92	0	\$ 67.51	\$ -					\$ 421.92
8	TEAMSTERS		0	\$ -	\$ -	0	\$ -	\$ -					\$ -
LABOR SUBTOTAL					\$ 1,952.24			\$ -		\$ -		\$ -	\$ 1,952.24

EQUIPMENT

EQUIPMENT DESCRIPTION	EQUIPMENT ID	CLASS	MAKE	CODE	AMOUNT	S T DAY/HRS	REG RATE	REG TOTAL	O.T. HRS	RATE	OT TOTAL	REG + OT TOTAL EQUIP
PICKUP		TRUCK	T&TT	06-12	HR	0	\$ 20.29	\$ -		\$ 17.04	\$ -	\$ -
SKIP LOADER		LDRRT	DEER	2495	HR	0	\$ 34.17	\$ -		\$ 29.73	\$ -	\$ -
305.5 EXCAVATOR		HCECL	CAT	0250	HR	0	\$ 35.17	\$ -		\$ 28.84	\$ -	\$ -
308 EXCAVATOR		HCECL	CAT	0300	HR	8	\$ 43.88	\$ 351.04		\$ 35.98		\$ 351.04
10 WHEELER		TRUON	TRUN	3AXL	HR	0	\$ 57.70	\$ -		\$ 46.74	\$ -	\$ -
WATER TRUCK		TRUCK	T&TT	28-36	HR	0	\$ 36.46	\$ -		\$ 30.63	\$ -	\$ -
FORKLIFT		FKLFT	FLT	080-120	HR	1	\$ 50.74	\$ 50.74		\$ 39.07		\$ 50.74
EQUIPMENT SUBTOTAL								\$ 401.78			\$ -	\$ 401.78

MATERIAL

DESCRIPTION	INV #	AMOUNT	QUANT	UNIT COST	TOTAL
		0	EA		\$ -
		0	EA		\$ -
		0	EA		\$ -
		0	EA		\$ -
		0	LF		\$ -
		0	LF		\$ -
SAND		0	YDS		\$ -
SLURRY			YDS		
PLATES 8'x10'		3	EA	\$ 6.50	\$ 19.50
PLATES 6'x8'		1	EA	\$ 3.61	\$ 3.61
PLATES 4'x8'		2	EA	\$ 3.07	\$ 6.14
MATERIAL SUBTOTAL					\$ 29.25

notes: East Sayre water main tie in

SHEET TOTALS AND MARKUPS

LABOR SUB-TOTAL	\$ 1,952.24
SUBTOTAL LAB	\$ 1,952.24
SUBSISTANCE	\$ -
10% LABOR & SBSTNS MARKUP	\$ 195.22
LABOR TOTAL =	\$ 2,147.46
EQUIPMENT SUB-TOTAL	\$ 401.78
10%EQUIP. MARKUP	\$ 40.18
EQUIPMENT TOTAL =	\$ 441.96
MATERIALS SUB-TOTAL	\$ 29.25
10% MTRL. MARKUP	\$ 2.93
MATERIAL TOTAL	\$ 32.18
REPORT TOTAL	\$ 2,621.60

CONTRACT NUMBER: 17-01
 Co-Rt-Pm: Giselman
 Contractor: Green Right O'Way
 Work Performed By: Green Right O'Way
 Description of Work: East Sayre water main tie in

Date Performed: 8/10/2017

INPUT BY: OG

ATTACHMENT 2

CHECKED BY:

LABOR CHARGES

	NAME	Class	S.T. HOURS	RATE	ST TOTAL	O.T. HOURS	RATE	OT TOTAL	DBL.T. HOURS	RATE	DBL.T. TOTAL	Subsistence	ST + OT TOTAL LAB'
	Steven Bray	WORKING FOREMAN	0	\$ 73.92	\$ -	0	\$ 95.49	\$ -					\$ -
2	Ryan Young	OPERATOR GRP	6	\$ 67.33	\$ 403.98	0	\$ 85.60	\$ -					\$ 403.98
3	Jerad Bennett	OE GRP 1 NON-UNIC	0	\$ 75.45	\$ -	0	\$ 97.78	\$ -					\$ -
4	Rob Garzini	OPERATOR GRP	6	\$ 67.33	\$ 403.98	0	\$ 85.60	\$ -					\$ 403.98
5	Mike Eaton	LABORER	6	\$ 52.74	\$ 316.44	0	\$ 67.51	\$ -					\$ 316.44
6	Devin Richard	LABORER	6	\$ 52.74	\$ 316.44	0	\$ 67.51	\$ -					\$ 316.44
7	Tyler Downey	LABORER	6	\$ 52.74	\$ 316.44	0	\$ 67.51	\$ -					\$ 316.44
8		TEAMSTERS	0	\$ -	\$ -	0	\$ -	\$ -					\$ -
LABOR SUBTOTAL					\$ 1,757.28			\$ -		\$ -		\$ -	\$ 1,757.28

EQUIPMENT

EQUIPMENT DESCRIPTION	EQUIPMENT ID	CLASS	MAKE	CODE	AMOUNT	S T DAY/HRS	REG RATE	REG TOTAL	O.T. HRS	RATE	OT TOTAL	REG + OT TOTAL EQUIP
PICKUP		TRUCK	T&TT	06-12	HR	0	\$ 20.29	\$ -		\$ 17.04	\$ -	\$ -
SKIP LOADER		LDRRT	DEER	2495	HR	1	\$ 34.17	\$ 34.17		\$ 29.73	\$ -	\$ 34.17
305.5 EXCAVATOR		HCECL	CAT	0250	HR	0	\$ 35.17	\$ -		\$ 28.84	\$ -	\$ -
308 EXCAVATOR		HCECL	CAT	0300	HR	6	\$ 43.88	\$ 263.28		\$ 35.98	\$ -	\$ 263.28
10 WHEELER		TRUON	TRUN	3AXL	HR	0	\$ 57.70	\$ -		\$ 46.74	\$ -	\$ -
WATER TRUCK		TRUCK	T&TT	28-36	HR	0	\$ 36.46	\$ -		\$ 30.63	\$ -	\$ -
FORKLIFT		FKLFT	FLT	080-120	HR	0	\$ 50.74	\$ -		\$ 39.07	\$ -	\$ -
EQUIPMENT SUBTOTAL								\$ 297.45			\$ -	\$ 297.45

MATERIAL

DESCRIPTION	INV #	AMOUNT	QUANT	UNIT COST	TOTAL
C-900 8" pipe		40	LF	\$ 7.18	\$ 287.20
Mega Lug NBG		2	EA	\$ 136.22	\$ 272.44
Tracer Wire		45	LF	\$ 0.22	\$ 9.90
		0	EA		\$ -
		0	LF		\$ -
		0	LF		\$ -
SAND		0	YDS		\$ -
SLURRY		0	YDS		\$ -
PLATES 8'x10'		3	EA	\$ 6.50	\$ 19.50
PLATES 6'x8'		1	EA	\$ 3.61	\$ 3.61
PLATES 4'x8'		2	EA	\$ 3.07	\$ 6.14
MATERIAL SUBTOTAL					\$ 598.79

notes: East Sayre water main tie in

SHEET TOTALS AND MARKUPS

LABOR SUB-TOTAL	\$ 1,757.28
SUBTOTAL LAB	\$ 1,757.28
SUBSISTANCE	\$ -
10% LABOR & SBSTNS MARKUP	\$ 175.73
LABOR TOTAL =	\$ 1,933.01
EQUIPMENT SUB-TOTAL	\$ 297.45
10%EQUIP. MARKUP	\$ 29.75
EQUIPMENT TOTAL =	\$ 327.20
MATERIALS SUB-TOTAL	\$ 598.79
10% MTRL. MARKUP	\$ 59.88
MATERIAL TOTAL	\$ 658.67
REPORT TOTAL	\$ 2,918.87

CONTRACT NUMBER: 17-01
 Co-Rt-Pm: Giselman
 Contractor: Green Right O'Way
 Work Performed By: Green Right O'Way
 Description of Work: East Sayre water main tie in

Date Performed: 8/11/2017

INPUT BY: OG

ATTACHMENT 2

CHECKED BY:

LABOR CHARGES

	NAME	Class	S.T. HOURS	RATE	ST TOTAL	O.T. HOURS	RATE	OT TOTAL	DBL.T. HOURS	RATE	DBL.T. TOTAL	Subsistence	ST + OT TOTAL
1	Steven Bray	WORKING FOREMAN	1	\$ 73.92	\$ 73.92	0	\$ 95.49	\$ -					\$ 73.92
2	Ryan Young	OPERATOR GRP	1	\$ 67.33	\$ 67.33	0	\$ 85.60	\$ -					\$ 67.33
3	Jerad Bennett	OE GRP 1 NON-UNIC	0	\$ 75.45	\$ -	0	\$ 97.78	\$ -					\$ -
4	Rob Garzini	OPERATOR GRP	0	\$ 67.33	\$ -	0	\$ 85.60	\$ -					\$ -
5	Mike Eaton	LABORER	1	\$ 52.74	\$ 52.74	0	\$ 67.51	\$ -					\$ 52.74
6	Devin Richard	LABORER	0	\$ 52.74	\$ -	0	\$ 67.51	\$ -					\$ -
7	Tyler Downey	LABORER	0	\$ 52.74	\$ -	0	\$ 67.51	\$ -					\$ -
8	TEAMSTERS		0	\$ -	\$ -	0	\$ -	\$ -					\$ -
LABOR SUBTOTAL					\$ 193.99			\$ -		\$ -		\$ -	\$ 193.99

EQUIPMENT

EQUIPMENT DESCRIPTION	EQUIPMENT ID	CLASS	MAKE	CODE	AMOUNT	S T DAY/HRS	REG RATE	REG TOTAL	O.T. HRS	RATE	OT TOTAL	REG + OT TOTAL EQUIP
PICKUP		TRUCK	T&TT	06-12	HR	0	\$ 20.29	\$ -		\$ 17.04	\$ -	\$ -
SKIP LOADER		LDRRT	DEER	2495	HR	0	\$ 34.17	\$ -		\$ 29.73	\$ -	\$ -
305.5 EXCAVATOR		HCECL	CAT	0250	HR	0	\$ 35.17	\$ -		\$ 28.84	\$ -	\$ -
308 EXCAVATOR		HCECL	CAT	0300	HR	0	\$ 43.88	\$ -		\$ 35.98	\$ -	\$ -
10 WHEELER		TRUON	TRUN	3AXL	HR	0	\$ 57.70	\$ -		\$ 46.74	\$ -	\$ -
WATER TRUCK		TRUCK	T&TT	28-36	HR	0	\$ 36.46	\$ -		\$ 30.63	\$ -	\$ -
FORKLIFT		FKLFT	FLT	080-120	HR	1	\$ 50.74	\$ 50.74		\$ 39.07	\$ -	\$ 50.74
EQUIPMENT SUBTOTAL								\$ 50.74			\$ -	\$ 50.74

MATERIAL

DESCRIPTION	INV #	AMOUNT	QUANT	UNIT COST	TOTAL
		0	LF		\$ -
		0	EA		\$ -
		0	LF		\$ -
		0	EA		\$ -
		0	LF		\$ -
		0	LF		\$ -
SAND		0	YDS		\$ -
SLURRY		8.5	YDS	\$ 98.96	\$ 841.16
PLATES 8'x10'		3	EA	\$ 6.50	\$ 19.50
PLATES 6'x8'		1	EA	\$ 3.61	\$ 3.61
PLATES 4'x8'		2	EA	\$ 3.07	\$ 6.14
SALES TAX					
MATERIAL SUBTOTAL					\$ 870.41

notes: East Sayre water main tie in

SHEET TOTALS AND MARKUPS

LABOR SUB-TOTAL	\$ 193.99
SUBTOTAL LAB	\$ 193.99
SUBSISTANCE	\$ -
10% LABOR & SBSTNS MARKUP	\$ 19.40
LABOR TOTAL =	\$ 213.39
EQUIPMENT SUB-TOTAL	\$ 50.74
10% EQUIP. MARKUP	\$ 5.07
EQUIPMENT TOTAL =	\$ 55.81
MATERIALS SUB-TOTAL	\$ 870.41
10% MTRL. MARKUP	\$ 87.04
MATERIAL TOTAL	\$ 957.45
REPORT TOTAL	\$ 1,226.65



P.O. Box 6407
Rohnert Park, CA 94927-8407
Branch Contact: 707-462-8707 Fax 707-463-0943
Accounting & Credit: 855-306-5689

ATTACHMENT 2

DATE ORDERED	INVOICE DATE	INVOICE NUMBER	PAGE
06/12/17	06/12/17	823897018	1

INVOICE

CUST# (07231-01)
GREEN RIGHT / GISELMAN ST WATERLINE
** REPLACEMENT **
PO BOX 1119
WILLITS, CA 95490

GREEN RIGHT / GISELMAN ST
GISELMAN ST & LAKESHORE BLV
& LANGE ST
LAKEPORT, CA 95453

OK M74

CUSTOMER PURCHASE ORDER		JOB NAME		SHIPPED VIA		TERMS		TAXABLE	
PIPE MAIN/SERVICE		GISELMAN		OUR TRUCK		2%10TH NET 25TH		ITEMS	
PART/DESCRIPTION				ORDER	S-4P	LIST	MULT	EXTENSION	
TRM19BLKUF 19 GA UF BLACK COATED TRACER WIRE - 500FT MIN (5)				1500	1500	69.00	.3333	300.00 Y	
PVPCL150C9008 8X20 PVC CL150/235 C900 DR18 PIPE (5)				1360	1360	2716.00	.2430	8976.00 Y	
PVPCL150C9006 6X20 PVC CL150/235 C900 DR18 PIPE (11)				20	20	1564.00	.2429	76.00 Y	
PVPSDR358 8X20 PVC SDR35 GASKETED SEWER PIPE Hem 11(4) Hem 12(5)				60	60	335.00	NET	201.00 Y	
PVPSCH8034 3/4 X 20 PE PVC SCH80 PIPE Hem 19(20) Hem 21(20)				100	100	35.00	NET	35.00 Y	
P1100BLK 100 CTS 250PSI SDR9 BLACK PE4710 Hem 19(1) Hem 20(1) Hem 21(1)				5	5	40.00	NET	200.00 Y	
WPP2100BLK 2X100 CTS 250PSI SDR9 BLACK PE4710 Hem 18(1) Hem 19(1) Hem 20(1) Hem 21(1)				5	5	145.00	NET	725.00 Y	
THIS INVOICE IS SUBJECT TO ALL TERMS AND CONDITIONS ON THE FACE AND REVERSE				GROSS		TAX		SHIPPING & HANDLING	
				10513.00		8.750		8.00	
				920.59		OTHER CHARGES		INVOICE TOTAL	
						0.00		11441.59	

[Signature]

Material Signed for by: Steve 06/12/17



P.O. Box 8407
 Rohnert Park, CA 94927-8407
 Branch Contact: 707-462-8787 Fax 707-463-0943
 Accounting & Credit: 855-386-5689

ATTACHMENT 2

DATE SHIPPED	INVOICE DATE	INVOICE NUMBER	PAGE
07/24/17	07/24/17	023975374	1

INVOICE

CUST# (07231-01)
 GREEN RIGHT / GISELMAN ST WATERLINE
 ** REPLACEMENT **
 PO BOX 1119
 WILLITS, CA 95490

GREEN RIGHT / GISELMAN ST
 GISELMAN ST BLAKESHORE BLV
 & LANGE ST
 LAKEPORT, CA 95453

CUSTOMER PURCHASE ORDER	JOB NAME	SHIPPED VIA	TERMS	TAXABLE ITEMS							
STEVE	.	OUR TRUCK	2%10TH NET 25TH								
PART/DESCRIPTION		ORDER	QTY	UNIT	AMT	EXTENSION					
DOFTUFGrips		4	4		81.89	.4829	132.00	Y			
DUAL WEDGE ACC RET PVC/DI/HOPE 6											
FRIDMEDLAKE42LF		1	1		4289.00	.4088	1750.00	Y			
HYDRANT MED LAKE MJ 42" CLOW LEAD FREE											
DOFTMJ86 TEE MJ 8"6		1	1		218.00	.4615	100.61	Y			
MUEGATEMJ06 VALVE GATE MJ*MJ RW ANMA 6		1	1		1493.26	.3599	537.57	Y			
PVPCL150C9886		20	20		1564.00	.2429	76.00	Y			
6X20 PVC CL150/235 C900 DR18 PIPE											
CHCGSTBOX G5 BOLT DOWN BOX		1	1		40.55	.7274	29.50	Y			
CG5CTW		1	1		20.17	.7277	20.50	Y			
G5 CI TRAFFIC LID WATER BOLT DOWN											
INSTRUCTIONS: DELIVER MONDAY THIS IS A REPRINT											
THIS INVOICE IS SUBJECT TO ALL TOS AND CONDITIONS ON THE FACE AND REVERSE											
GROSS		TAX		TAX		SHIPPING & HANDLING		OTHER CHARGES		INVOICE TOTAL	
2646.18		7.375		195.75		8.00		0.00		2849.93	

Material Signed for by: Randy

07/24/17



P.O. Box 6407
Rohnert Park, CA 94927-6407
Branch Contact: 707-462-8767 Fax 707-463-8943
Accounting & Credit: 855-386-5689

DATE SHIPPED	INVOICE DATE	INVOICE NUMBER	PAGE
07/27/17	07/27/17	024007513	1

INVOICE

CUST# (87231-81)
GREEN RIGHT / GISELMAN ST WATERLINE
** REPLACEMENT **
PO BOX 1119
WILLITS, CA 95490

SOLD TO

SHIP TO

GREEN RIGHT / GISELMAN ST
GISELMAN ST & LAKE SHORE BLV
& LANGE ST
LAKEPORT, CA 95453

CUSTOMER PURCHASE ORDER	JOB NAME	SHIPPED VIA	TERMS	TAXABLE ITEMS
GISELMAN	GISELMAN	PICK UP	2%10TH NET 25TH	
PART/DESCRIPTION	ORDER	QTY	LIST	EXTENSION
MGIP2 2 PLUG GALV MALL 150#	1	1	42.00	6.72 Y
EBAMEGAACCPVCS	2	2	104.38	125.26 Y
ACC SET MEGA LUG C300 2006 PEC				
DCFCAPM36 CAP M3 SOLID 6	1	1	48.00	38.40 Y
DCFCAPM3IPS62 CAP M3+IPS TAPT 6*2	1	1	78.00	62.40 Y
<p>Item 11 - 124.98 Item 16 - 124.98</p>				
THIS INVOICE IS SUBJECT TO ALL TERMS AND CONDITIONS ON THE FACE AND REVERSE	GROSS	TAX	TAX	SHIPPING & HANDLING
	232.78	7.375	17.17	0.00
				OTHER CHARGES
				0.00
				INVOICE TOTAL
				249.95 ✓

Material Signed for by: Steve 07/27/17

TBC Safety-Santa Rosa

3963 Santa Rosa Ave.
SANTA ROSA, CA 95407
www.tbcsafety.com

707-523-2350 Phone
707-523-3124 Fax



Status: Open

Contract #: 624897-1

Date Out: Mon 7/17/2017 1:00PM

Operator: Sarah Gaitan

Terms: COD

Customer #: 1595

Green Right Of Way Construction

707-459-3200 Phone
707-459-3400 Fax

PO BOX 1119
WILLITS, CA 95490

Job Descr: 1945 Lakeshore Blvd.

Ordered By: Steve

Salesman: House Account 707-523-2350 dispatch@shoringdirect.com

Delivery

Delivery: Mon 7/17/2017 1:00PM

Contact: Steve

Phone: 661-344-0759

Used at Address: 1945 Lakeshore Blvd.; LAKEPORT, CA 95453

Please note: TBC does not charge sales tax

Qty	Days Out	Items Rented	Rental Period	Status	Each	Price
1	28	5'x10'x1" Non Skid Road Plate #030	Mon 7/17/2017 to Mon 8/14/2017	Out	\$101.01	\$101.01
		1day \$3.61 1week \$25.25 4weeks \$101.01 This item has a 1 Week Minimum Rental Period Rate				
1	28	5'x10'x1" Non Skid Road Plate #024	Mon 7/17/2017 to Mon 8/14/2017	Out	\$101.01	\$101.01
		1day \$3.61 1week \$25.25 4weeks \$101.01 This item has a 1 Week Minimum Rental Period Rate				
1	28	5'x10'x1" Non Skid Road Plate #036	Mon 7/17/2017 to Mon 8/14/2017	Out	\$101.01	\$101.01
		1day \$3.61 1week \$25.25 4weeks \$101.01 This item has a 1 Week Minimum Rental Period Rate				
1	28	5'x10'x1" Non Skid Road Plate #038	Mon 7/17/2017 to Mon 8/14/2017	Out	\$101.01	\$101.01
		1day \$3.61 1week \$25.25 4weeks \$101.01 This item has a 1 Week Minimum Rental Period Rate				
1	28	5'x10'x1" Non Skid Road Plate #035	Mon 7/17/2017 to Mon 8/14/2017	Out	\$101.01	\$101.01
		1day \$3.61 1week \$25.25 4weeks \$101.01 This item has a 1 Week Minimum Rental Period Rate				
1	28	5'x10'x1" Non Skid Road Plate #081	Mon 7/17/2017 to Mon 8/14/2017	Out	\$101.01	\$101.01
		1day \$3.61 1week \$25.25 4weeks \$101.01 This item has a 1 Week Minimum Rental Period Rate				
1	28	5'x10'x1" Non Skid Road Plate #082	Mon 7/17/2017 to Mon 8/14/2017	Out	\$101.01	\$101.01
		1day \$3.61 1week \$25.25 4weeks \$101.01 This item has a 1 Week Minimum Rental Period Rate				
1	28	5'x10'x1" Non Skid Road Plate #087	Mon 7/17/2017 to Mon 8/14/2017	Out	\$101.01	\$101.01
		1day \$3.61 1week \$25.25 4weeks \$101.01 This item has a 1 Week Minimum Rental Period Rate				
1	28	5'x10'x1" Non Skid Road Plate #013	Mon 7/17/2017 to Mon 8/14/2017	Out	\$101.01	\$101.01
		1day \$3.61 1week \$25.25 4weeks \$101.01 This item has a 1 Week Minimum Rental Period Rate				
1	28	5'x10'x1" Non Skid Road Plate #081	Mon 7/17/2017 to Mon 8/14/2017	Out	\$101.01	\$101.01
		1day \$3.61 1week \$25.25 4weeks \$101.01 This item has a 1 Week Minimum Rental Period Rate				
1	28	5'x10'x1" Non Skid Road Plate #037	Mon 7/17/2017 to Mon 8/14/2017	Out	\$101.01	\$101.01
		1day \$3.61 1week \$25.25 4weeks \$101.01 This item has a 1 Week Minimum Rental Period Rate				
1	28	5'x10'x1" Non Skid Road Plate #029	Mon 7/17/2017 to Mon 8/14/2017	Out	\$101.01	\$101.01
		1day \$3.61 1week \$25.25 4weeks \$101.01 This item has a 1 Week Minimum Rental Period Rate				
1	28	5'x10'x1" Non Skid Road Plate #081	Mon 7/17/2017 to Mon 8/14/2017	Out	\$101.01	\$101.01
		1day \$3.61 1week \$25.25 4weeks \$101.01 This item has a 1 Week Minimum Rental Period Rate				

OPEN MON-FRI 7:00 TO 5:00, SATURDAY by Appointment

Printed On Wed 7/26/2017 12:00:04PM

Software by Point-of-Rental Software www.point-of-rental.com

Modification #8
Contract-Params.rpt (10)

26.80 / plate
89 del

3.61
.89
4.50

ATTACHMENT 2

Contract #: 624897

Green Right Of Way Construction



Page 2 of 2

Qty	Days Out	Items Rented	Rental Period	Status	Each	Price
1	28	6'x10'x1" Non Skid Road Plate #046 1day \$3.61 1week \$25.25 4weeks \$101.01 This item has a 1 Week Minimum Rental Period Rate	Mon 7/17/2017 to Mon 8/14/2017	Out	\$101.01	\$101.01
1	28	6'x10'x1" Non Skid Road Plate #085 1day \$3.61 1week \$25.25 4weeks \$101.01 This item has a 1 Week Minimum Rental Period Rate	Mon 7/17/2017 to Mon 8/14/2017	Out	\$101.01	\$101.01
Qty	Key	Items Sold	Status	Each	Price	
1	ICTDELHR-1 3-hr 13 min	Crane Truck Delivery-Per Hour (Portal to Portal)	Sold	\$402.08	\$402.08	

I have received written safety instructions:

Contract Signature:

Date: 07/17/2017 Modification # 3

Rental Contract

I have read, discussed and understand the terms and conditions of this agreement both on the face and the back and agree to said terms. It is the customer's responsibility to request TAB Data should a copy be required.

Rental items are subject to inspection for damage and subsequent billing for repair and/or replacement

Rental:	\$1,515.15
Delivery Charge:	\$402.08
Subtotal:	\$1,917.23
Lake Co:	\$29.15
Total:	\$1,946.38
Paid:	\$0.00
Amount Due:	\$1,946.38

Signature:

Green Right Of Way Construction

OPEN MON-FRI 7:00 TO 5:00, SATURDAY by Appointment
Printed On Wed 7/26/2017 12:00:04PM

Software by Point-of-Rental Software www.point-of-rental.com

Modification #6
Contract-Params.rpt (10)



TBC Safety-Santa Rosa

3963 Santa Rosa Ave.
SANTA ROSA, CA 95407
www.tbcsafety.com

707-523-2350 Phone
707-523-3124 Fax

Status: Open
Contract #: 623681A-1

Date Out: Fri 6/30/2017 9:00AM

Operator: Anne Guymmer
Terms: COD

Green Right Of Way Construction
PO BOX 1119
WILLITS, CA 95490

Customer #: 1595
707-459-3200 Phone
707-459-3400 Fax

Job Descr: 1945 Lakeshore Blvd.
PO #: 1945

Job No: 1945

Ordered By: John

Salesman: Cameron Cimino 707-396-4575 cameron@tbcsafety.com

Used at Address: 1945 Lakeshore Blvd. ; LAKEPORT, CA 95453

Please note: TBC does not charge sales tax Please note: TBC does not charge sales tax

130/day

Qty	Days Out	Items Rented	Rental Period	Status	Each	Price
1	28	8'x10'x1" Non Skid Road Plate #086 1day \$6.50 1week \$45.50 4weeks \$182.00 This Item has a 1 Week Minimum Rental Period Rate	Fri 6/30/2017 to Fri 7/28/2017	Out	\$182.00	\$182.00
1	28	8'x10'x1" Non Skid Road Plate #061 1day \$6.50 1week \$45.50 4weeks \$182.00 This Item has a 1 Week Minimum Rental Period Rate	Fri 6/30/2017 to Fri 7/28/2017	Out	\$182.00	\$182.00
1	28	8'x10'x1" Non Skid Road Plate #083 1day \$6.50 1week \$45.50 4weeks \$182.00 This Item has a 1 Week Minimum Rental Period Rate	Fri 6/30/2017 to Fri 7/28/2017	Out	\$182.00	\$182.00
1	28	8'x10'x1" Non Skid Road Plate #080 1day \$6.50 1week \$45.50 4weeks \$182.00 This Item has a 1 Week Minimum Rental Period Rate	Fri 6/30/2017 to Fri 7/28/2017	Out	\$182.00	\$182.00
1	28	8'x10'x1" Non Skid Road Plate #086 1day \$6.50 1week \$45.50 4weeks \$182.00 This Item has a 1 Week Minimum Rental Period Rate	Fri 6/30/2017 to Fri 7/28/2017	Out	\$182.00	\$182.00
1	28	8'x10'x1" Non Skid Road Plate #087 1day \$6.50 1week \$45.50 4weeks \$182.00 This Item has a 1 Week Minimum Rental Period Rate	Fri 6/30/2017 to Fri 7/28/2017	Out	\$182.00	\$182.00
1	28	8'x10'x1" Non Skid Road Plate #091 1day \$6.50 1week \$45.50 4weeks \$182.00 This Item has a 1 Week Minimum Rental Period Rate	Fri 6/30/2017 to Fri 7/28/2017	Out	\$182.00	\$182.00
1	28	8'x10'x1" Non Skid Road Plate #084 1day \$6.50 1week \$45.50 4weeks \$182.00 This Item has a 1 Week Minimum Rental Period Rate	Fri 6/30/2017 to Fri 7/28/2017	Out	\$182.00	\$182.00
1	28	8'x10'x1" Non Skid Road Plate #080 1day \$6.50 1week \$45.50 4weeks \$182.00 This Item has a 1 Week Minimum Rental Period Rate	Fri 6/30/2017 to Fri 7/28/2017	Out	\$182.00	\$182.00
1	28	8'x10'x1" Non Skid Road Plate #081 1day \$6.50 1week \$45.50 4weeks \$182.00 This Item has a 1 Week Minimum Rental Period Rate	Fri 6/30/2017 to Fri 7/28/2017	Out	\$182.00	\$182.00
1	28	8'x10'x1" Non Skid Road Plate #086 1day \$6.50 1week \$45.50 4weeks \$182.00 This Item has a 1 Week Minimum Rental Period Rate	Fri 6/30/2017 to Fri 7/28/2017	Out	\$182.00	\$182.00
1	28	8'x10'x1" Non Skid Road Plate #080 1day \$6.50 1week \$45.50 4weeks \$182.00 This Item has a 1 Week Minimum Rental Period Rate	Fri 6/30/2017 to Fri 7/28/2017	Out	\$182.00	\$182.00
1	28	8'x10'x1" Non Skid Road Plate #090 1day \$6.50 1week \$45.50 4weeks \$182.00 This Item has a 1 Week Minimum Rental Period Rate	Fri 6/30/2017 to Fri 7/28/2017	Out	\$182.00	\$182.00
1	28	8'x10'x1" Non Skid Road Plate #083 1day \$6.50 1week \$45.50 4weeks \$182.00 This Item has a 1 Week Minimum Rental Period Rate	Fri 6/30/2017 to Fri 7/28/2017	Out	\$182.00	\$182.00


OPEN MON-FRI 7:00 TO 5:00, SATURDAY by Appointment

Printed On Wed 7/26/2017 12:00:04PM

Software by Point-of-Rental Software www.point-of-rental.com

Modification #1
Contract-Params.rpt (10)

ATTACHMENT 2

Contract #: 623881A		Green Right Of Way Construction				Page 2 of 2	
Qty	Days Out	Items Rented	Rental Period	Status	Each	Price	
1	28	8'x10'x1" Non Skid Road Plate #090 1day \$6.50 1week \$45.50 4weeks \$182.00 This item has a 1 Week Minimum Rental Period Rate	Fri 6/30/2017 to Fri 7/28/2017	Out	\$182.00	\$182.00	
1	28	8'x10'x1" Non Skid Road Plate #081 1day \$6.50 1week \$45.50 4weeks \$182.00 This item has a 1 Week Minimum Rental Period Rate	Fri 6/30/2017 to Fri 7/28/2017	Out	\$182.00	\$182.00	
1	28	8'x10'x1" Non Skid Road Plate #088 1day \$6.50 1week \$45.50 4weeks \$182.00 This item has a 1 Week Minimum Rental Period Rate	Fri 6/30/2017 to Fri 7/28/2017	Out	\$182.00	\$182.00	
1	28	8'x10'x1" Non Skid Road Plate #087 1day \$6.50 1week \$45.50 4weeks \$182.00 This item has a 1 Week Minimum Rental Period Rate	Fri 6/30/2017 to Fri 7/28/2017	Out	\$182.00	\$182.00	
1	28	8'x10'x1" Non Skid Road Plate #082 1day \$6.50 1week \$45.50 4weeks \$182.00 This item has a 1 Week Minimum Rental Period Rate	Fri 6/30/2017 to Fri 7/28/2017	Out	\$182.00	\$182.00	
1	28	8'x10'x1" Non Skid Road Plate #834 1day \$6.50 1week \$45.50 4weeks \$182.00 This item has a 1 Week Minimum Rental Period Rate	Fri 6/30/2017 to Fri 7/28/2017	Out	\$182.00	\$182.00	

I have received written safety instructions:

Rental Contract

I have read, discussed and understand the terms and conditions of this agreement both on the face and the back and agree to said terms. It is the customer's responsibility to request TAB Data should a copy be required.

Rental items are subject to inspection for damage and subsequent billing for repair and/or replacement

Rental:	\$3,640.00
Subtotal:	\$3,640.00
Total:	\$3,640.00
Paid:	\$0.00
Amount Due:	\$3,640.00

Signature: _____

Green Right Of Way Construction

OPEN MON-FRI 7:00 TO 5:00, SATURDAY by Appointment
Printed On Wed 7/26/2017 12:00:04PM

Software by Point-of-Rental Software www.point-of-rental.com

Modification #1
Contract-Parama.rpt (10)

10 M74

WEIGHMASTER CERTIFICATE
THIS IS TO CERTIFY that the following described commodity was weighed, measured, or counted by a weighmaster, whose signature is on this certificate, who is a recognized authority of accuracy, as prescribed by Chapter 7 (commencing with Section 21700) of Division 3 of the California Business and Professions Code, administered by the Division of Measurement Standards of the California Department of Food and Agriculture.

R. B. PETERS

Post Office Box 277 • Lakeport, Calif. 95453 No 67526

Telephone 707/263-3578

HYDRAULIC TUBES • HOSES • TOPSOIL • ROCK

TC-0711

SOLD BY		DATE	
		6-15 2017	
NAME			
Greenway			
ADDRESS		PHONE	
CITY			
<input type="checkbox"/> CASH <input type="checkbox"/> CHARGE <input type="checkbox"/> MOSE. RET'D <input type="checkbox"/> C.O.D. <input type="checkbox"/> PAID OUT <input type="checkbox"/> PD. ON ACCT.			
QUAN.	DESCRIPTION	PRICE	AMOUNT
24	RED SAND	30.00	720.00
2			
3		16.00	48.00
4			
5			72.00
6			
7			
8			
9			
10			
11	GROSS LBS.		
12	TARE LBS.		
13	NET LBS.		
14	NOTICE		
15	WE MAKE DELIVERIES INSIDE CURB LINE AT CUSTOMER'S RISK ONLY, AND ACCEPT NO RESPONSIBILITY WHATSOEVER FOR DAMAGES RESULTING FROM SUCH DELIVERIES.		
16			
RECEIVED BY		TOTAL	
		772.00	

R. B. PETERS — 78 SODA BAY RD.
WEIGHMASTER

Pat Spelling Thank You

ALL TRANSACTIONS C.O.D. UNLESS PRIOR ARRANGEMENTS MADE

ATTACHMENT 2

M74
0711

WEIGHMASTER CERTIFICATE

THIS IS TO CERTIFY that the following described commodity was weighed, measured, or counted by a weighmaster, whose signature is on this certificate, who is a recognized authority of accuracy, as prescribed by Chapter 7 (commencing with Section 12700) of Division 5 of the California Business and Professions Code, administered by the Division of Measurement Standards of the California Department of Food and Agriculture.

WEIGHED AT:

CLEARLAKE REDI-MIX, INC.

P.O. BOX 111

99 SODA BAY RD.
LAKEPORT, CA 95453

(707) 263-5297

Order No. _____ Date 6-20 20 17Sold To John R.O.W. Cash ☐Job Address Quail - 7 hgt. Charge ☐

THIS LOAD GUARANTEED TO CONTAIN

9 CU. YDS. 25KMX 6680

DRIVER

Steve

Vehicle License No.

CF 147

SACKS LBS.	CEMENT	UNIT PRICE	
	GRAVEL		
	SAND		
	GRAVEL		
	AGGREGATE		
	WATER ADDED AT PLANT		

22950

TOTAL

819.00

TOTAL

819.00

TOTAL

819.00

TOTAL

819.00

TOTAL

819.00

TOTAL

819.00

TOTAL

819.00

CLEARLAKE REDI-MIX, INC.
WEIGHMASTER

SALES TAX

71.66

STAND-BY-TIME

By Robert J. Lee Deputy

GALS. WATER ADDED AT JOB SITE

AMOUNT

890.66

LX PLANT

3.70

AR JOB

START POUR

END POUR

AR PLANT

STANDBY

MINS.

* 5 min. per yard free unloading time allowed. Additional unloading time charged at current Standby Rate.

NOTICE: Our drivers will make every effort to place material where Customer designates, but the Company assumes no liability for damages inside curb or property line. We claim no interest in material delivered and accepted for. Interest at the rate of 1% per month will be added after 30 days. Buyer will pay reasonable costs of collection and attorney's fees.

105108

RSCTD. BY _____

CONTRACT CHANGE ORDER

Change Order No. 5

Project: Giselman Street Waterline Replacement Project – PW17-01
 Contractor: Green Right O'Way
 Change Requested By: City of Lakeport

You are hereby directed to make the herein requested changes from the plans and specifications or do the following described work not included in the plans and specifications on this contract:

Item 1 – Schedule Changes

Section 700-2, PROJECT SCHEDULE, shall be amended as follows: No change in contract time.

Item 2 –Adjust Bid Quantities to Actual Quantities

Adjust payment to reconcile bid quantities to actual measured quantities per the attached spreadsheet:

. Net Cost of Change Order No.5 = \$ -4,203.45

SUMMARY OF CHANGES

Contract Time (Working Days)	Original Contract Time	30
	Previous Change Orders	9
	This Change Order	0
	Revised Contract Time	39
Contract Cost:	Original Contract	\$ 393,068.00
	Previous Change Orders	\$ 58,605.37
	This Change Order	\$ -4,203.45
	Total Revised Contract Price	\$ 447,469.92

We, the undersigned Contractor, have given careful consideration to the change proposed and hereby agree, if this proposal is approved, that we will provide all equipment, furnish all materials, except as otherwise be noted herein, and perform all services necessary for the work above specified, and will accept as full payment therefore the prices shown herein.

ATTACHMENT 3

Giselman Waterline Replacement Project (Bid No. 17-01)
Contract Change Order No. 5

Note: This Change Order is not effective until approved by the City Manager or City Council as applicable.

Accepted by Contractor:

Green Right O' Way

Date: 8-28-17

By: Deann Green
Title: C.F.O.

If the Contractor does not sign acceptance of this Change Order, his attention is directed to the requirements of the specifications as to proceeding with ordered work and filing a written protest within the time therein specified.

Recommended By: _____ **Date:** _____, 2017
City Engineer

Approved By: _____ **Date:** _____, 2017
City of Lakeport City Manager

CONTRACT CHANGE ORDER

Change Order No. 5

Project: Giselman Street Waterline Replacement Project – PW17-01
 Contractor: Green Right O'Way
 Change Requested By: City of Lakeport

You are hereby directed to make the herein requested changes from the plans and specifications or do the following described work not included in the plans and specifications on this contract:

Item 1 – Schedule Changes

Section 700-2, PROJECT SCHEDULE, shall be amended as follows: No change in contract time.

Item 2 –Adjust Bid Quantities to Actual Quantities

Adjust payment to reconcile bid quantities to actual measured quantities per the attached spreadsheet:

. Net Cost of Change Order No.5 = \$ -4,203.45

SUMMARY OF CHANGES

Contract Time (Working Days)	Original Contract Time	30
	Previous Change Orders	9
	This Change Order	0
	Revised Contract Time	39

Contract Cost:	Original Contract	\$ 393,068.00
	Previous Change Orders	\$ 58,605.37
	This Change Order	\$ -4,203.45
	Total Revised Contract Price	\$ 447,469.92

We, the undersigned Contractor, have given careful consideration to the change proposed and hereby agree, if this proposal is approved, that we will provide all equipment, furnish all materials, except as otherwise be noted herein, and perform all services necessary for the work above specified, and will accept as full payment therefore the prices shown herein.

Giselman Waterline Replacement Project (Bid No. 17-01)
Contract Change Order No. 5

Note: This Change Order is not effective until approved by the City Manager or City Council as applicable.

Accepted by Contractor:

Granite Construction Company By: _____

Date: _____ Title: _____

If the Contractor does not sign acceptance of this Change Order, his attention is directed to the requirements of the specifications as to proceeding with ordered work and filing a written protest within the time therein specified.

Recommended By: _____ **Date:** _____, 2017
City Engineer

Approved By: _____ **Date:** _____, 2017
City of Lakeport City Manager

ATTACHMENT 3

**Giselman Street Waterline Replacement
BID NO. 17-01**

tem	Description	Quantity	Unit	CCO 1	CCO 2	Total Contract	Green Right O'Way BID		City of Lakeport-Final Qty		Balancing Quantities	
						Qty	Unit Price	Extension	Quantity	Extention		CCO 5
1	Mobilization	1	LS			1	\$30,000.00	\$30,000.00	1.00	\$30,000.00	0.00	\$0.00
2	Traffic & Pedestrian Control	1	LS			1	\$12,000.00	\$12,000.00	1.00	\$12,000.00	0.00	\$0.00
3	Water Pollution Control Plan (WPCP)	1	LS			1	\$4,500.00	\$4,500.00	1.00	\$4,500.00	0.00	\$0.00
4	Sheeting & Shoring	1	LS			1	\$13,000.00	\$13,000.00	1.00	\$13,000.00	0.00	\$0.00
5	8 inch Water Main	1356	LF			1356	\$136.50	\$185,094.00	1,379.00	\$188,233.50	23.00	\$3,139.50
6	3 inch HMA Paving	1440	SF			1440	\$10.00	\$14,400.00	795.03	\$7,950.30	-644.97	-\$6,449.70
7	Remove & Replace Valley Gutter	394	SF			394	\$25.00	\$9,850.00	256.05	\$6,401.25	-137.95	-\$3,448.75
8	Remove & Replace Sidewalk and Driveway	603	SF	40	45	688	\$25.00	\$15,075.00	742.22	\$18,555.50	54.22	\$1,355.50
9	Replace Pavement Markings (paint)	1	LS			1	\$1,000.00	\$1,000.00	0.00	\$0.00	-1.00	-\$1,000.00
10	Abandon Water Valve	12	EA			12	\$875.00	\$10,500.00	12.00	\$10,500.00	0.00	\$0.00
11	Remove and install Fire Hydrant	1	EA	1	1	3	\$5,800.00	\$5,800.00	3.00	\$17,400.00	0.00	\$0.00
12	Install Water Valve	15	EA			15	\$4,000.00	\$60,000.00	15.00	\$60,000.00	0.00	\$0.00
13	8" Tees & Thrust Blocks	5	EA	1		6	\$840.00	\$4,200.00	6.00	\$5,040.00	0.00	\$0.00
14	8" Crosses	1	EA			1	\$1,000.00	\$1,000.00	1.00	\$1,000.00	0.00	\$0.00
15	8"x 6" Reducers	6	EA			6	\$750.00	\$4,500.00	9.00	\$6,750.00	3.00	\$2,250.00
16	8" Bends & Thrust Blocks	11	EA			11	\$400.00	\$4,400.00	11.00	\$4,400.00	0.00	\$0.00
17	1" Water Lateral - single meter	3	EA			3	\$533.00	\$1,599.00	3.00	\$1,599.00	0.00	\$0.00
18	2" Water Lateral - single meter	1	EA			1	\$1,575.00	\$1,575.00	1.00	\$1,575.00	0.00	\$0.00
19	2" Water Lateral - Double Meter	3	EA			3	\$1,575.00	\$4,725.00	3.00	\$4,725.00	0.00	\$0.00
20	2" Water Lateral - double and single meter (3 total)	5	EA			5	\$1,650.00	\$8,250.00	4.00	\$6,600.00	-1.00	-\$1,650.00
21	2" Water Lateral - two double meters (4 total)	1	EA			1	\$1,600.00	\$1,600.00	2.00	\$3,200.00	1.00	\$1,600.00
CCO3	1" Water Laterals --to follow	1	LS			1	\$37,273.25		1.00	\$37,273.25	0.00	\$0.00
CCO 4	Sayre Tie In--to follow	1	LS			1	\$6,767.12		1.00	\$6,767.12	0.00	\$0.00
												\$0.00
TOTAL:								\$393,068.00		\$447,469.92		-\$4,203.45

CCO	1	New Hydrant Sta 11+60	\$7,640.00
CCO	2	New Hydrant Sta 5+58	\$6,925.00
CCO	3	1" Water Laterals	\$37,273.25
CCO	4	Sayre Tie In	\$6,767.12
TOTAL			\$58,605.37

Total Contract		\$393,068.00
Total CCO		\$58,605.37
Contract + CCO		\$451,673.37
CCO 5 BalancingChange Order		-\$4,203.45
Total Project Cost		\$447,469.92



CITY OF LAKEPORT

City Council ☒
City of Lakeport Municipal Sewer District ☐
Lakeport Redevelopment Successor Agency ☐
Lakeport Industrial Development Authority ☐
Municipal Financing Agency of Lakeport ☐

STAFF REPORT

RE: 2017 League of California Cities Annual Conference Resolutions

MEETING DATE: 09/05/2017

SUBMITTED BY: Margaret Silveira, City Manager

PURPOSE OF REPORT: ☐ Information only ☐ Discussion ☒ Action Item

WHAT IS BEING ASKED OF THE CITY COUNCIL/BOARD:

The City Council is being asked to give direction to the City's voting delegate in regards to the resolution that will be voted on at the 2017 League of California Cities Annual Conference.

BACKGROUND/DISCUSSION:

The Lakeport City Council appointed Mayor Pro Tem Turner as the voting delegate for the Annual League of Cities Conference with Council Member Barnes as the first alternate and Mayor Mattina as the second alternate.

Each year the League of California Cities Board and Policy Committees review and discuss legislation that is being proposed and lobby for legislation that is beneficial to local governments and communities. The League of Cities encourages each city to consider these resolutions and determine a city position so that our voting delegate can represent our city's position on each resolution.

This year, two resolutions have been introduced for consideration by the Annual Conference and referred to the League policy committees. Full text of the resolutions and an analysis by the League of California Cities Staff is included in the Annual Conference Packet, which is attached. The proposed Resolutions are as follows:

1. Resolution Calling upon the Governor and Legislature to Enter into Discussion with the League and other Public Safety Stakeholders to Identify and Implement Strategies that will Reduce the Unintended Negative Impacts of Existing Criminal Law.

This Resolution seeks to address increases in crime in the wake of AB 109 (2011), Proposition 47 (2014), which reclassified a host of felony offenses as misdemeanors, and Proposition 57 (2016), which revised the rules of parole for what are designated "non-violent" offenders under the California Penal Code, but in fact comprise a number of criminal acts that are violent in nature, or may be committed to facilitate a violent outcome (for example, discharging a firearm from a motor vehicle).

This Resolution would direct staff to seek legislation expanding the term "violent felony" as defined in the California Penal Code; to tighten the criteria for the release of non-violent, non-serious, non-sex offender inmates; to mandate consideration of an inmate's entire criminal history as part of the deliberations involving whether to grant individual parole; and to consider creation of a task force that would be charged with issuing a report recommending further changes in law, and supported by documentation collected by local agencies and other key stakeholders.

2. A Resolution of the League of California Cities Supporting Legislation Amending Government Code Section 38611 to Clarify the Definition of Local Control Providing Broad Statutory Authority for Local Officials to Determine Emergency Service Levels and Direct Emergency Medical Response within their Jurisdictions.

This resolution calls for the Governor and the Legislature to work with the League and other stakeholders to amend Government Code Section 38611 clarifying the definition of local control, providing broad statutory authority for local officials to determine emergency service levels and direct emergency medical response within their jurisdictions.

OPTIONS:

Direct the City of Lakeport's voting delegate to support the resolutions provided in the Annual Conference Resolutions Packet or provide other direction.

FISCAL IMPACT:

☒ None ☐ \$ Budgeted Item? ☐ Yes ☐ No

Budget Adjustment Needed? ☐ Yes ☐ No If yes, amount of appropriation increase: \$

Affected fund(s): ☐ General Fund ☐ Water OM Fund ☐ Sewer OM Fund ☐ Other:

Comments:

SUGGESTED MOTIONS:

Move to direct the City of Lakeport's voting delegate to the League of California Cities Annual Conference to support the two (2) Resolutions provided in the Annual Conference Resolutions Packet.

☒ **Attachments:** 1. Annual Conference Resolutions Packet



***Annual Conference
Resolutions Packet***

2017 Annual Conference Resolutions



***Sacramento, California
September 13 – 15, 2017***

INFORMATION AND PROCEDURES

RESOLUTIONS CONTAINED IN THIS PACKET: The League bylaws provide that resolutions shall be referred by the president to an appropriate policy committee for review and recommendation. Resolutions with committee recommendations shall then be considered by the General Resolutions Committee at the Annual Conference.

This year, two resolutions have been introduced for consideration by the Annual Conference and referred to the League policy committees.

POLICY COMMITTEES: One policy committee will meet at the Annual Conference to consider and take action on the resolutions referred to it. The committee is Public Safety. The committee will meet from 9:00 – 11:00 a.m. on Wednesday, September 13, at the Hyatt Regency. The sponsors of the resolutions have been notified of the time and location of the meeting.

GENERAL RESOLUTIONS COMMITTEE: This committee will meet at 1:00 p.m. on Thursday, September 14, at the Hyatt Regency in Sacramento, to consider the report of the policy committee regarding the resolutions. This committee includes one representative from each of the League's regional divisions, functional departments and standing policy committees, as well as other individuals appointed by the League president. Please check in at the registration desk for room location.

ANNUAL LUNCHEON/BUSINESS MEETING/GENERAL ASSEMBLY: This meeting will be held at 12:30 p.m. on Friday, September 15, at the Sacramento Convention Center.

PETITIONED RESOLUTIONS: For those issues that develop after the normal 60-day deadline, a resolution may be introduced at the Annual Conference with a petition signed by designated voting delegates of 10 percent of all member cities (48 valid signatures required) and presented to the Voting Delegates Desk at least 24 hours prior to the time set for convening the Annual Business Meeting of the General Assembly. This year, that deadline is 12:30 p.m., Thursday, September 14. Resolutions can be viewed on the League's Web site: www.cacities.org/resolutions.

Any questions concerning the resolutions procedures may be directed to Meg Desmond at the League office: mdesmond@cacities.org or (916) 658-8224

GUIDELINES FOR ANNUAL CONFERENCE RESOLUTIONS

Policy development is a vital and ongoing process within the League. The principal means for deciding policy on the important issues facing cities is through the League's seven standing policy committees and the board of directors. The process allows for timely consideration of issues in a changing environment and assures city officials the opportunity to both initiate and influence policy decisions.

Annual conference resolutions constitute an additional way to develop League policy. Resolutions should adhere to the following criteria.

Guidelines for Annual Conference Resolutions

1. Only issues that have a direct bearing on municipal affairs should be considered or adopted at the Annual Conference.
2. The issue is not of a purely local or regional concern.
3. The recommended policy should not simply restate existing League policy.
4. The resolution should be directed at achieving one of the following objectives:
 - (a) Focus public or media attention on an issue of major importance to cities.
 - (b) Establish a new direction for League policy by establishing general principles around which more detailed policies may be developed by policy committees and the board of directors.
 - (c) Consider important issues not adequately addressed by the policy committees and board of directors.
 - (d) Amend the League bylaws (requires 2/3 vote at General Assembly).

LOCATION OF MEETINGS

Policy Committee Meetings

Wednesday, September 13
Hyatt Regency Sacramento
1209 L Street, Sacramento
9:00 – 11:00 a.m.: Public Safety

General Resolutions Committee

Thursday, September 14, 1:00 p.m.
Hyatt Regency Sacramento
1209 L Street, Sacramento

Annual Business Meeting and General Assembly Luncheon

Friday, September 15, 12:30 p.m.
Sacramento Convention Center
1400 J Street, Sacramento

KEY TO ACTIONS TAKEN ON RESOLUTIONS

Resolutions have been grouped by policy committees to which they have been assigned.

Number	Key Word Index	Reviewing Body Action		
		1	2	3
		1 - Policy Committee Recommendation to General Resolutions Committee		
		2 - General Resolutions Committee		
		3 - General Assembly		

PUBLIC SAFETY POLICY COMMITTEE

		1	2	3
1	Implement Strategies to Reduce Negative Impacts of Recent Changes to Criminal Laws			
2	Local Control for Emergency Medical Response			

Information pertaining to the Annual Conference Resolutions will also be posted on each committee's page on the League website: www.cacities.org. The entire Resolutions Packet will be posted at: www.cacities.org/resolutions.

KEY TO ACTIONS TAKEN ON RESOLUTIONS (*Continued*)

Resolutions have been grouped by policy committees to which they have been assigned.

KEY TO REVIEWING BODIES

1. Policy Committee
2. General Resolutions Committee
3. General Assembly

KEY TO ACTIONS TAKEN

- | | |
|-----|---|
| A | Approve |
| D | Disapprove |
| N | No Action |
| R | Refer to appropriate policy committee for study |
| a | Amend+ |
| Aa | Approve as amended+ |
| Aaa | Approve with additional amendment(s)+ |
| Ra | Refer as amended to appropriate policy committee for study+ |
| Raa | Additional amendments and refer+ |
| Da | Amend (for clarity or brevity) and Disapprove+ |
| Na | Amend (for clarity or brevity) and take No Action+ |
| W | Withdrawn by Sponsor |

ACTION FOOTNOTES

- * Subject matter covered in another resolution
- ** Existing League policy
- *** Local authority presently exists

Procedural Note:

The League of California Cities resolution process at the Annual Conference is guided by the League Bylaws. A helpful explanation of this process can be found on the League's website by clicking on this link: [Resolution Process](#).

2017 ANNUAL CONFERENCE RESOLUTIONS

RESOLUTION REFERRED TO PUBLIC SAFETY POLICY COMMITTEE

1. A RESOLUTION OF THE LEAGUE OF CALIFORNIA CITIES CALLING UPON THE GOVERNOR AND LEGISLATURE TO ENTER INTO DISCUSSION WITH LEAGUE AND OTHER PUBLIC SAFETY STAKEHOLDERS TO IDENTIFY AND IMPLEMENT STRATEGIES THAT WILL REDUCE THE UNINTENDED NEGATIVE IMPACTS OF EXISTING CRIMINAL LAW

Source: City of Whittier

Concurrence of five or more cities/city officials: Cities: La Mirada; Lakewood; Monrovia; Pico Rivera; Rolling Hills; Santa Fe Springs; and South Gate

Referred to: Public Safety Policy Committee

Recommendation to General Resolutions Committee:

WHEREAS, during the past several years, State legislative changes have made fundamental alterations to the fabric of California's criminal justice system. Many of those changes have been needed and necessary, as not all crimes should be punished with jail sentences; and

WHEREAS, California cities, counties, and the State, however, are facing increased crime which endangers the health and safety of police officers, residents, business owners, and property due to some of these legislative changes which created a situation where violent and career criminals are serving little to no prison time; and

WHEREAS, negative impacts from State legislative changes have been far reaching and crime rates and the number of victims are skyrocketing throughout California. The negative impacts of these laws were unintended when voters and legislators approved the laws, which were instead intended to help lower the prison population in California prisons and appropriately rehabilitate non-violent offenders; and

WHEREAS, incentives for offenders to voluntarily enroll in substance abuse programs have diminished, which has had the effect of eroding the safety of our communities; and

WHEREAS, AB 109 transferred nearly 45,000 felons from the State prison system to local jail facilities, which were not designed to house criminals on a long-term basis and were unprepared for such an increase in incarcerations, resulting in lower-level criminals being released early, directly impacting rising property crime rates throughout the State; and

WHEREAS, many probationers who have severe mental illness are released into communities where they continue to commit crimes that adversely impact the safety of community members and drain the resources of probation departments and police departments throughout the state; and

WHEREAS, Proposition 47, The Safe Neighborhoods and Schools Act, downgraded a number of serious crimes from felonies to misdemeanors—drug possession, repeated shoplifting, forging checks, gun theft, and possession of date-rape drugs; and

WHEREAS, Proposition 57 categorizes rape by intoxication, rape of an unconscious person, human trafficking involving sex with minors, drive-by shooting, assault with a deadly weapon, domestic violence, hate crime causing physical injury, and corporal injury to a child as “non-violent” felonies and offenders convicted of violating such laws are able to avoid appropriate prison sentences; and

WHEREAS, under Proposition 57, criminals who commit multiple crimes against multiple victims will be eligible for release at the same time as offenders who only committed a single crime against a single victim and allows repeat criminals to be eligible for release after the same period of incarceration as first time offenders; and

WHEREAS, cities must join together to voice their concerns for these legislative changes that have created an adverse impact on the safety of residents and businesses in local communities.

NOW, THEREFORE, BE IT RESOLVED by the General Assembly of the League of California Cities, assembled in Sacramento on September 15, 2017, to:

1. Direct League staff to consider creating a task force with other organizations and jointly commission a report on the unintended negative impacts of recent and future criminal law based on appropriate documentation by local agencies to identify necessary changes, working with key stakeholders to promote support for resulting advocacy efforts.
2. Promote an amendment of appropriate sections of AB 109 to change the criteria justifying the release of non-violent, non-serious, non-sex offender inmates to include their total criminal and mental health history instead of only their last criminal conviction.
3. Continue to advocate to place into law that for the purposes of Section 32 of Article I of the California Constitution, a violent offense includes any of the following:
 - Murder or voluntary manslaughter.
 - Mayhem.
 - Rape.
 - Sodomy by force, violence, duress, menace, or threat of great bodily harm.
 - Oral copulation by force, violence, duress, menace, or threat of great bodily harm.
 - Lewd acts on a child under the age of 14 years.
 - Any felony punishable by death or imprisonment in the state prison for life.
 - Any other felony in which the defendant inflicts great or serious bodily injury on any person, other than an accomplice, that has been charged and proven, or any felony in which the defendant uses a firearm which use has been charged and proven.
 - Attempted murder.
 - Assault with intent to commit rape or robbery.

- Assault with a deadly weapon or instrument on a peace officer.
 - Assault by a life prisoner on a non-inmate.
 - Assault with a deadly weapon by an inmate.
 - Arson.
 - Exploding a destructive device or any explosive with intent to injure.
 - Exploding a destructive device or any explosive causing great bodily injury.
 - Exploding a destructive device or any explosive with intent to murder.
 - Robbery.
 - Kidnapping.
 - Taking of a hostage by an inmate of a state prison.
 - Attempt to commit a felony punishable by death or imprisonment in the state prison for life.
 - Any felony in which the defendant personally used a dangerous or deadly weapon.
 - Escape from a state prison by use of force or violence.
 - Assault with a deadly weapon.
 - Extortion as defined in Penal Code section 518, or threats to victims or witnesses as defined in Penal Code section 136.1, which would constitute a felony violation of Penal Code section 186.22.
 - Carjacking.
 - Discharge of a firearm at an inhabited dwelling, vehicle, or aircraft.
 - Throwing acid or flammable substances with intent to injure.
 - Continuous sexual abuse of a child.
4. Request the State to improve the Smart Justice platform to provide an effective statewide data sharing to allow state and local law enforcement agencies to rapidly and efficiently share offender information to assist in tracking and monitoring the activities of AB 109 and other offenders.
 5. Encourage the collection and organization of real world data from cities and counties on the universe of post-release community supervision (PRCS) offenders.
 6. Encourage cities throughout California to join in these advocacy efforts to mitigate the unintended negative impacts of recent policy changes to the criminal justice system.
 7. Call for the Governor and the Legislature to work with the League and others stakeholders to consider and implement such criminal justice system reforms.

////////

Background Information on Resolution No. 1

Source: City of Whittier

Background:

During the past several years, State legislative changes have made fundamental alterations to the fabric of California's criminal justice system. Some changes have been needed, as not all crimes should be punished with jail sentences. These changes included AB 109 as well as Propositions 47 and 57.

Approved in 2011, AB 109 was approved, transferring nearly 45,000 felons from the State prison system to local jail systems, resulting in lower-level criminals being released early. Then, Proposition 47, so called The Safe Neighborhoods and Schools Act, was approved by California voters in 2014. It reclassified and downgraded a number of serious crimes from felonies to misdemeanors. Similarly, Proposition 57, called The Public Safety and Rehabilitation Act, was approved by voters in 2016 and allows the State to provide for the release of up to 30,000 criminals convicted of "non-violent" felonies, including rape by intoxication, driveby shooting, human trafficking involving sex act with minors, assault with a deadly weapon, to name a few. Additionally, under Prop 57 repeat criminals are eligible for release after the same period of incarceration as first time offenders.

Now, California cities and counties are facing increasing crime rates which are being connected to these legislative actions which created a situation where violent and career criminals are serving little to no prison time while low-level offenders commit multiple crimes with limited consequences. This increasing level of crime endangers the health and safety of our residents, police officers, and property. Negative impacts from these State legislative changes have been far reaching, and crime rates and the number of victims are increasing throughout California. The negative impacts of these laws were unintended when voters and legislators approved the laws, which were instead intended to help lower the prison population in California prisons and appropriately rehabilitate non-violent offenders.

As an example, the Public Policy Institute of California reports since 2015:

- California has experienced an uptick in overall crime
- Property crime is up 145%, violent crime up 54%
- One in four Californians view violence and street crime in their community as a substantial problem
- Arrests dropped 31% for property crimes and 68% for drug offenses (due to Prop. 47)
- The report concludes auto theft increase is a direct result of AB109

To make matters even worse, during the past two years we've seen officers shot, wounded and killed in communities throughout California including Whittier, Downey, Lancaster, Palm Springs, San Diego, Stanislaus County, and Modoc County. Further, the number of U.S. police officers killed in the line of duty hit a five-year high in 2016. The National Law Enforcement Officers Memorial Fund's preliminary report shows that this year's 135 fatalities were a 10% increase over the 123 officers who died in the line of duty last year.

When taken together the increases in crime in our communities and reductions in arrests for many crimes plus violent attacks against police officers underscores the need for a call to action amongst California's state and local leaders. This conference resolution is an important first step and seeks to initiate both a dialogue as well as actions to begin reforming California's criminal justice system by requesting that League staff analyze the negative impacts of recent criminal law, identify necessary changes, and work with stakeholders to promote support for such advocacy efforts. The resolution also calls on the Governor, Legislature, cities, and other stakeholders to work together toward reforms.

The resolution contains three specific reforms:

1. Address Issues with AB 109

The conference resolution promotes the amendment of appropriate sections of AB 109 to change the criteria justifying the release of non-violent, non-serious, non-sex offender inmates to include their total criminal and mental health history instead of only their last criminal conviction.

2. Revise the Definition of Violent Crime

The resolution calls for the League to advocate to place into law for the purposes of Section 32 of Article I of the California Constitution, a violent offense includes any of the following crimes:

- Murder or voluntary manslaughter
- Mayhem
- Rape
- Sodomy by force, violence, duress, menace, or threat of great bodily harm
- Oral copulation by force, violence, duress, menace, or threat of great bodily harm
- Lewd acts on a child under the age of 14 years
- Any felony punishable by death or imprisonment in the state prison for life
- Any other felony in which the defendant inflicts great or serious bodily injury on any person, other than an accomplice, that has been charged and proven, or any felony in which the defendant uses a firearm which use has been charged and proven
- Attempted murder
- Assault with intent to commit rape or robbery
- Assault with a deadly weapon or instrument on a peace officer
- Assault by a life prisoner on a non-inmate
- Assault with a deadly weapon by an inmate
- Arson
- Exploding a destructive device or any explosive with intent to injure
- Exploding a destructive device or any explosive causing great bodily injury
- Exploding a destructive device or any explosive with intent to murder
- Robbery
- Kidnapping
- Taking of a hostage by an inmate of a state prison

- Attempt to commit a felony punishable by death or imprisonment in the state prison for life
- Any felony in which the defendant personally used a dangerous or deadly weapon
- Escape from a state prison by use of force or violence
- Assault with a deadly weapon
- Extortion as defined in Penal Code section 518, or threats to victims or witnesses as defined in Penal Code section 136.1, which would constitute a felony violation of Penal Code section 186.22
- Carjacking
- Discharge of a firearm at an inhabited dwelling, vehicle, or aircraft.
- Throwing acid or flammable substances with intent to injure.
- Continuous sexual abuse of a child.

3. Data Sharing

The resolution requests the State to improve the Smart Justice platform to provide an effective statewide data sharing to allow state and local law enforcement agencies to rapidly and efficiently share offender information to assist in tracking and monitoring the activities of AB 109 and other offenders.

////////

League of California Cities Staff Analysis on Resolution No. 1

Staff: Tim Cromartie

Committee: Public Safety

Summary:

This Resolution seeks to address increases in crime in the wake of AB 109 (2011), Proposition 47 (2014), which reclassified a host of felony offenses as misdemeanors, and Proposition 57 (2016), which revised the rules of parole for what are designated “non-violent” offenders under the California Penal Code, but in fact comprise a number of criminal acts that are violent in nature, or may be committed to facilitate a violent outcome (for example, discharging a firearm from a motor vehicle).

This Resolution would direct staff to seek legislation expanding the term “violent felony” as defined in the California Penal Code; to tighten the criteria for the release of non-violent, non-serious, non-sex offender inmates; to mandate consideration of an inmate’s entire criminal history as part of the deliberations involving whether to grant individual parole; and to consider creation of a task force that would be charged with issuing a report recommending further changes in law, and supported by documentation collected by local agencies and other key stakeholders.

Background:

Since 2011, changes in state law, starting with AB 109, altered the fabric of California's criminal justice system. In 2011, AB 109 began to shift nearly 45,000 felons from the state prison system to local county jails. Prior to AB 109, many of California's more heavily populated counties already had jail systems that were operating under court-ordered or self-imposed population caps. As a result, AB 109 implementation triggered changes in that county jails experienced over time an influx of a rougher class of offender, and many lower level petty criminals committing new offenses were simply booked and released, serving no jail time at all.

Proposition 47 followed in 2014, reclassifying a host of felony offenses as misdemeanors and increasing the threshold amount for a felony charge of grand theft from \$450.00 to \$900.00. The effect of this change was to significantly stimulate the volume of petty theft, shoplifting, auto theft, and organized retail theft (shoplifting involving multiple persons with cell phones, designated getaway drivers, and a pre-determined escape route often involving a short trip to a major highway). Proposition 57, approved by voters in 2016, facilitates the potential early release of a large number of "non-violent" offenders by providing that inmates are eligible for parole once they have served 100% of their base sentence, without regard to any time served as a result of any sentencing enhancements. The universe of "non-violent" offenders could include individuals who have committed the following offenses: rape by intoxication, attempted drive-by shooting, assault with a deadly weapon, throwing acid with the intent to disfigure, to name but a few offenses. Since current law defines a "non-violent offender" based on the individual's most recent commitment offense, even if the individual is a repeat offender, the State Parole Board must still consider that person's parole application.

This state of affairs includes factors such as a higher proportion of offenders at large on our city streets, many of whom have had little in the way of rehabilitation programming while incarcerated, some with drug habits, who are more violent now than when initially incarcerated. Unless they engage in major illegal activity (murder, rape, arson, armed robbery), the available sanctions for any violations they commit, such as flash incarceration, i.e. temporary incarceration for 48-72 hours in a city or county jail, scarcely provide a meaningful deterrent to further criminal activity.

Communities in California are now facing increasing crime rates which can be linked to these recent legislative changes, which probation officers and local law enforcement are struggling to monitor and contain a situation in which a dramatically increase universe of offenders are at large in our communities.

The Public Policy Institute of California reports that since 2015:

- California has experienced an increase in overall crime
- Property crime is up 145%
- Violent crime is up 54%
- One in four Californians view violence and street crime in their community as a substantial problem
- Arrests dropped 31% for property crimes and 68% for drug offenses (due to Prop. 47)
- The report concludes auto theft increase is a direct result of AB 109

Support:

Cities of La Mirada, Lakewood, Monrovia, Pico Rivera, Rolling Hills, Santa Fe Springs, and South Gate

Opposition:

None received.

Fiscal Impact:

The collective and cumulative effect of the current criminal justice policies has led to increased pressure on county general funds for increased resources for probation supervision and incarceration in county jails, as well as identical pressure on municipal general funds related to increased law enforcement activity and in some areas, increased emergency medical services calls. Should the objectives outlined by the resolution be achieved, those pressures will be alleviated to a significant but undetermined amount.

Comment:

This measure is a response to a trend of rapidly mounting frustration among cities beset by calls for more law enforcement resources as a result of ongoing, sustained criminal activity. There is a growing sense among law enforcement professionals and local elected officials that current policies which have reduced criminal penalties, reclassified felonies as misdemeanors and facilitated what amounts to early release of many offenders who are not truly non-violent, will in time result in a high-profile tragedy involving significant loss of life.

Existing League Policy:

In regard to incarceration policy, the League supports stiffer penalties for violent offenders. In 2014, the League joined the California Police Chiefs in opposing Proposition 47, which reduces sentencing penalties for specified non-serious and non-violent drug and property crimes. It directed that the following offenses would be treated as misdemeanors, in most instances irrespective of the circumstances:

- Commercial Burglary
- Forgery
- Passing Bad Checks
- Grand Theft
- Receipt of Stolen Property
- Petty Theft with a Prior Offense
- Drug Possession

In 2013, the League Board of Directors approved a resolution pertaining to AB 109 (2011), which implemented Public Safety Realignment and brought significant changes to the state's incarceration policy. Specifically, it provided that specified categories of felony offenders previously sentenced to state prison, would prospectively be sentenced to terms in county jails.

The League's Resolution had two significant components relevant to this resolution:

- 1) It urged the Governor's office to adjust the implementation of Public Safety Realignment so that the criteria examined to evaluate the appropriateness of release of non-violent, non-serious, non-sex offender inmates would include their total criminal and mental

history, instead of merely the most recent criminal conviction for which they are currently committed; and

- 2) It urged the Governor's office to expedite the development of an effective statewide data sharing mechanism allowing state and local law enforcement agencies too rapidly and efficiently share offender information to assist in tracking and monitoring the activities of AB 109 and other offenders.

Finally, the League in 2016 opposed Proposition 57, which altered rules for parole eligibility for non-violent felons, potentially facilitating parole before an individual has served any time toward a sentencing enhancement, and ushered in new rules for good time behavior seeking to incentivize inmates to undergo rehabilitation programming of an educational/vocational nature.

RESOLUTION REFERRED TO PUBLIC SAFETY POLICY COMMITTEE

2. A RESOLUTION OF THE LEAGUE OF CALIFORNIA CITIES SUPPORTING LEGISLATION AMENDING GOVERNMENT CODE SECTION 38611 TO CLARIFY THE DEFINITION OF LOCAL CONTROL PROVIDING BROAD STATUTORY AUTHORITY FOR LOCAL OFFICIALS TO DETERMINE EMERGENCY SERVICE LEVELS AND DIRECT EMERGENCY MEDICAL RESPONSE WITHIN THEIR JURISDICTIONS

Source: City of Tracy

Concurrence of five or more cities/city officials: Cities: Lathrop, Lodi, Manteca, Stockton, and Consumnes Fire Department (Cities of Elk Grove and Galt)

Referred to: Public Safety Policy Committee

Recommendation to General Resolutions Committee:

WHEREAS, Government Code Section 38611 was last amended in 1957 and does not contain language clarifying the broad scope of emergency services as provided by present day fire departments; and

WHEREAS, Government Code Section 38611 requires further definition for general law and charter cities in determining service levels for the delivery of emergency services commensurate with the resources provided by the local government body; and

WHEREAS, pursuant to Section 7 of Article XI of the California Constitution, municipal governments are vested with police power which imposes on the responsibility to protect public safety and public health and municipal governments must provide or contract for fire and/or emergency medical services; and

WHEREAS, the local provision of fire protection services, rescue services, emergency medical services, hazardous material emergency response services, ambulance services, and other services relating to the protection of lives and property is critical to the public peace, health, and safety of the state; and

WHEREAS, local fire and/or emergency medical services are financed by local taxpayers and the availability and use of such services is determined by the local governing body of the jurisdiction to which services are directly provided; and

WHEREAS, amending Government Code Section 38611 would provide the chief of a fire department specific authority to protect public safety and public health within the jurisdictional boundaries of the fire department.

RESOLVED, that the League of California Cities General Assembly, assembled at the League Annual Conference on September 15, 2017 in Sacramento, calls for the Governor and the Legislature to work with the League and other stakeholders to amend Government Code Section 38611 clarifying the definition of local control, providing broad statutory authority for local officials to determine emergency service levels and direct emergency medical response within their jurisdictions.

////////

Background Information on Resolution No. 2

Source: City of Tracy

Background:

In 1980, the State Legislature enacted the Emergency Medical Services (EMS) Act in response to the development of paramedic services and a concern that there was a lack of medical oversight and coordination of emergency medical services. The EMS Act contains 100 different provisions in nine separate chapters of the California Health and Safety Code. The EMS Act created a two-tiered system that established a State EMS Agency to coordinate state-wide EMS activities and to develop state-wide minimum EMS policies and a local tier (Local EMS Agency) to plan, implement and evaluate an EMS System. The statute also includes language that establishes *“The medical direction and management of an emergency medical services system shall be under the medical control of the medical director of the local EMS Agency.”* In each county, the local EMS Agency sets local EMS policy, administers and provides medical oversight for cities and special fire districts to deliver EMS services within the county.

In the late 1970’s, as the EMS Act was being developed, the League of California Cities weighed heavily concerning the impact of the proposed EMS Act on cities. The League of California Cities argued against depriving a city of local control over EMS service levels. The League of California Cities wrote, *“We believe (local control) is important because city taxpayers financially support (EMS) programs and city management is responsible for their efficient utilization. The city council is responsible for the level of service and the cost of the program, wholly unrelated to the medical questions.”* Based on that argument, additional language was included in the EMS policy that allowed local agencies that were providing EMS service to continue (and even obligated) them to continue to provide EMS services at the same levels as prior to 1980. This addition to the EMS Act (Section 1797.201 – became known as “201

Rights”) has been very controversial and has led to several lawsuits between cities/special districts and local EMS Agencies.

The City of Tracy in San Joaquin County has become the epicenter on the issue of local control as it relates to who has the authority to determine which resources will respond to medical emergencies. Several incidents have been noted where poor patient outcomes were the result of a failed county policy (SJCEMS Agency Policy 3202) that restricts local fire departments from responding to “low-level” emergencies. The EMS policy decisions within San Joaquin County have potential implications on every local community within the state of California and increasingly threaten local control.

Proposed Amendment

The proposed amendment to Government Code Section 38611 would clarify local control and allow the local governing bodies to determine which services are directly provided within their respective jurisdictions. The existing law is extremely limited in scope having been last amended in 1957, at a time when fire departments did not routinely provide many of the specialized services of today. Changes in services provided include but are not limited to hazardous materials response, specialized rescue, and emergency medical services. The amendment aims to support the long-standing tradition in California of local control over the types, levels, and availability of these services.

////////

League of California Cities Staff Analysis on Resolution No. 2

Staff: Tim Cromartie
Committee: Public Safety

Summary:

This resolution calls for the Governor and the Legislature to work with the League and other stakeholders to amend Government Code Section 38611 clarifying the definition of local control, providing broad statutory authority for local officials to determine emergency service levels and direct emergency medical response within their jurisdictions.

Background:

In 1980, the State Legislature enacted the Emergency Medical Services (EMS) Act in response to the development of paramedic services and a concern that there was a lack of medical oversight and coordination of emergency medical services. The EMS Act contains 100 different provisions in nine separate chapters of the California Health and Safety Code. The EMS Act created a two-tiered system that established a State EMS Agency to coordinate state-wide EMS activities and to develop state-wide minimum EMS policies and a local tier (Local EMS Agency) to plan, implement and evaluate an EMS System.

The statute also includes language that establishes “*The medical direction and management of an emergency medical services system shall be under the medical control of the medical director*”

of the local EMS Agency.” In each county, the local EMS Agency sets local EMS policy, administers and provides medical oversight for cities and special fire districts to deliver EMS services within the county.

In the late 1970's, as the EMS Act was being developed, the League of California Cities weighed heavily concerning the impact of the proposed EMS Act on cities. The League argued against depriving a city of local control over EMS service levels. The League wrote, *“We believe (local control) is important because city taxpayers financially support (EMS) programs and city management is responsible for their efficient utilization. The city council is responsible for the level of service and the cost of the program, wholly unrelated to the medical questions.”* Based on that argument, additional language was included in the EMS policy that allowed local agencies that were providing EMS service to continue (and even obligated) them to continue to provide EMS services at the same levels as prior to 1980. This addition to the EMS Act (Section 1797.201 – became known as “201 Rights”) has been very controversial and has led to several lawsuits between cities/special districts and local EMS Agencies.

The City of Tracy in San Joaquin County has become one of the epicenters on the issue of local control as it relates to who has the authority to determine which resources will respond to medical emergencies. Several incidents have been noted where poor patient outcomes have been attributed by some observers to a county policy (SJCEMS Agency Policy 3202) that restricts local fire departments from responding to “low-level” emergencies. The EMS policy decisions within San Joaquin County have potential implications on every local community within the state of California and increasingly threaten local control.

Support:

Cities of Lathrop, Lodi, Manteca, City of Stockton, and Consumnes Fire Department (Cities of Elk Grove and Galt)

Opposition:

None received.

Fiscal Impact:

This resolution, if its directive can be achieved, will have no direct fiscal impact on cities. It will however, provide an atmosphere in which cities that have invested significant resources in building up and maintaining an independent EMS capability can have confidence that it will be deployed as intended.

Comment:

While this resolution calls for very specific action to clarify the rules governing emergency medical services, ideally it would be more generally worded to allow greater flexibility in pursuing legislative and other solutions to a problem that has existed for decades, spawning both legislation and multiple incidents of litigation.

However, it accurately expresses the legitimate frustration of cities in their efforts to provide emergency medical services (EMS) while abiding by the directives of their local emergency medical services authorities (LEMSA's), which are county entities. Counties have broad

discretion under existing case law in how they administer EMS under the doctrine of medical control. To the degree there is dissatisfaction on the part of cities within a given county or counties, the following should be noted:

- 1) A task force convened by the California Emergency Medical Services Authority, the state entity with jurisdiction over this subject matter, made significant headway in crafting regulations governing the provision of ground emergency medical transport -- until disputes over local control and the criteria under which a local (municipal) agency could lay claim to the exclusive right to provide EMS in a specific operating area led to a lawsuit being filed by the California Fire Chiefs Association. That suit effectively suspended the work of the Task Force.
- 2) Over the past two decades, multiple attempts at legislation to resolve this issue have been tried, most without success. It was in part the multiple attempts at legislation that triggered the formation of the above-referenced task force.

Existing League Policy:

The League supports the fire service mission of saving lives and protecting property through fire prevention, disaster preparedness, hazardous-materials mitigation, specialized rescue, etc. as well as cities' authority and discretion to provide all emergency services to their communities.

The League supports and strives to ensure local control of emergency medical services by authorizing cities and fire districts to prescribe and monitor the manner and scope of pre-hospital emergency medical services, including transport through ambulance services, all provided within local boundaries for the purpose of improving the level of pre-hospital emergency medical service.

The League supports legislation to provide the framework for a solution to longstanding conflict between cities, counties, the fire service and LEMSA's particularly by local advisory committees to review and approve the EMS plan and to serve as an appeals body. Conflicts over EMS governance may be resolved if stakeholders are able to participate in EMS system design and evaluation and if complainants are given a fair and open hearing.

The League opposes legislation, regulations and standards that impose minimum staffing and response time standards for city fire and EMS services since such determinations should reflect the conditions and priorities of individual cities.

The League supports Emergency 911 systems to ensure cities and counties are represented on decisions affecting emergency response.

LETTERS OF CONCURRENCE

Resolution No. 1

**Implement Strategies to Reduce Negative Impacts of
Recent Changes to Criminal Laws**



CITY OF LA MIRADA

DEDICATED TO SERVICE

13700 La Mirada Boulevard
La Mirada, California 90638

P.O. Box 828
La Mirada, California 90637-0828

Phone: (562) 943-0131 Fax: (562) 943-1464
www.cityoflamirada.org

July 11, 2017

LETTER OF SUPPORT

General Resolutions Committee
League of California Cities
1400 K Street, Suite 400
Sacramento, CA 95814

SUBJECT: 2017 CONFERENCE RESOLUTION STRATEGIES TO IMPROVE NEGATIVE IMPACTS OF CRIMINAL LAW

Dear Committee:

The City of La Mirada supports the League of California Cities Annual Conference Resolution proposed by the City of Whittier calling on the Governor and Legislature to enter into discussion with the League and other public safety stakeholders to identify and implement strategies that will improve the unintended negative impacts of existing criminal law.

The City of La Mirada has seen increases in property crime that may have resulted from a combination of legislative actions and voter-approved initiatives. Specifically, since 2014 the City of La Mirada has seen property crime increase by 41 percent. The proposed resolution seeks to correct these negative impacts from existing criminal law and considers proactive measures that could reduce such impacts.

The resolution directs League staff to consider creating a task force with other organizations and jointly commission a report on the unintended negative impacts of recent criminal law to identify necessary changes.

The resolution also promotes an amendment of appropriate sections of AB 109 to change the criteria justifying the release of non-violent, non-serious, non-sex offender inmates to include one's total criminal and mental health history instead of only the most recent criminal conviction. It encourages continued advocacy to make "violent offenses" include crimes that meet the plain language definition of "violent".

The resolution further asks the State to improve the Smart Justice platform to allow state and local law enforcement agencies to rapidly share information to track offenders, and encourages data collection on post-release community supervision offenders.

The passage of this resolution would provide a range of important reforms to enhance public safety in our community. For these reasons, the City of La Mirada strongly supports this resolution to strategically address criminal justice reforms.

Sincerely,

CITY OF LA MIRADA

Ed Eng
Mayor

EE:JB:vdr

Steve Croft
Vice Mayor

Ron Piazza
Council Member



Diane DuBois
Mayor

Jeff Wood
Council Member

Todd Rogers
Council Member

July 10, 2017

General Resolutions Committee
League of California Cities
1400 K Street, Suite 400
Sacramento, CA 95814

**RE: 2017 Conference Resolution – Notice of Support
Strategies to Improve Negative Impacts of Criminal Law**

Dear Committee:

The City of Lakewood supports the League of California Cities Annual Conference Resolution calling on the Governor and Legislature to enter into discussion with the League and other public safety stakeholders to identify and implement strategies that will improve the unintended negative impacts of existing criminal law.

Like other cities, Lakewood has seen increases in property crime that may have resulted from a combination of legislative actions and voter-approved initiatives. The proposed annual conference resolution seeks to turn around these negative impacts from existing criminal law and considers proactive measures that could reduce such impacts. These include:

- Request League staff to consider creating a task force with other organizations and jointly commission a report on the unintended negative impacts of recent criminal law to identify necessary changes and work with key stakeholders to promote support for resulting advocacy efforts.
- Promote an amendment of appropriate sections of AB 109 to change the criteria justifying the release of non-violent, non-serious, non-sex offender inmates to include their total criminal and mental health history instead of only their last criminal conviction. It encourages continued advocacy to make "violent offenses" include crimes that meet the plain language definition of "violent."
- Request that the State improve the "Smart Justice" platform to allow state and local law enforcement agencies to rapidly share information to track offenders and encourage data collection on post-release community supervision offenders.

The passage of this resolution would provide a range of important reforms that would enhance public safety in our community. For these reasons, the City of Lakewood strongly supports this resolution to strategically address criminal justice reforms.

Sincerely,

Diane DuBois
Mayor

Lakewood



July 11, 2017

President JoAnne Mounce
The League of California Cities
1400 K Street, Suite 400
Sacramento, CA 95814

RE: Letter of Support for the Resolution Brought Forward by the City of Whittier Regarding the Unintended Negative Consequences of Recent Legislative Changes to California's Criminal Justice System

Dear Ms. Mounce:

The City of Monrovia strongly supports the Resolution brought forth by the City of Whittier, which asks the League of California Cities (League) to initiate and facilitate further discussion between the Governor, the State Legislature, and other key public safety stakeholders regarding the legislative changes that have been made to California's criminal justice system during the past few years.

Taken together, Assembly Bill 109, Proposition 47, and Proposition 57 have reshaped how we approach public safety issues in our State. And certainly, the identified measures have resulted in measurable and positive impacts to California's criminal justice system, such as a decrease in the State prison system population. However, the cumulative effect of these legislative actions have had several significant unintended consequences, which have resulted in California cities now needing to address increasingly complex public safety challenges.

For example, in the City of Monrovia, violent and property crimes increased by 19% when comparing 2016 crime levels against 2015 rates. On-the-street information being provided by our Police Officers seems to correlate that the increasing levels of crime are connected with the legislative changes that have been enacted in California during the past several years. Additionally, the public safety issues we are experiencing in Monrovia are not occurring in a vacuum, as other neighboring jurisdictions are reporting similar concerns that impact our region as a whole.

Given these factors, we believe that California's overall criminal justice system needs to be carefully reexamined for potential methods to mitigate these emerging public safety issues. The City of Whittier's Resolution represents a positive first step, which includes the formation of a task force to examine possible criminal justice system modifications in greater detail. We believe that such a step would be a move in the right direction for California.

For these reasons, the City of Monrovia strongly supports the Resolution brought forth by the City of Whittier. Of course, please feel free to contact me if I can provide any additional information. I can be reached at (626) 932-5501, or via email at ochi@ci.monrovia.ca.us.

Best regards,

Oliver Chi
City Manager



René Bobadilla, P.E.
City Manager

ATTACHMENT 1

City of Pico Rivera
OFFICE OF THE CITY MANAGER

6615 Passons Boulevard · Pico Rivera, California 90660

(562) 801-4379

Web: www.pico-rivera.org · e-mail: rbobadilla@pico-rivera.org

City Council

Bob J. Archuleta
Mayor

Gustavo V. Camacho
Mayor Pro Tem

David W. Armenta
Councilmember

Gregory Salcido
Councilmember

Brent A. Tercero
Councilmember

July 12, 2017

General Resolutions Committee
League of California Cities
1400 K Street, Suite 400
Sacramento, CA 95814

RE: 2017 Conference Resolution
Strategies to Improve Negative Impacts of Criminal Law
Notice of Support

Dear Committee:

The City of Pico Rivera supports the League of California Cities Annual Conference Resolution calling on the Governor and Legislature to enter into discussion with the League and other public safety stakeholders to identify and implement strategies that will improve the unintended negative impacts of existing criminal law.

The City of Pico Rivera has seen increases in property crime that may have resulted from a combination of legislative actions and voter-approved initiatives. Following are some specific impacts provided by the Pico Rivera Sheriff's Department:

Part I crimes

Robbery is up 10.26% in 2017 compared to 2016

Larceny Theft is up 4.09% in 2017 compared to 2016

Part II crimes

Weapon Law is up 9.68% in 2017 compared to 2016

Felony Transport & or Sales of controlled substance (except Marijuana) is up 44.44% compared to 2016

Misdemeanor Possession of a Controlled Substance (excluding Marijuana) is up 56.06% compared to 2016

Under the influence of Narcotic is up 28.57% in 2017 compared to 2016

The proposed annual conference resolution seeks to turn around these negative impacts from existing criminal law and considers proactive measures that could reduce such impacts.

General Resolutions Committee

2017 Conference Resolution – Strategies to Improve Negative Impacts of Criminal Law

Notice of Support

July 12, 2017

Page 2

The resolution directs League staff to consider creating a task force with other organizations and jointly commission a report on the unintended negative impacts of recent criminal law to identify necessary changes, working with key stakeholders to promote support for resulting advocacy efforts.

The resolution also promotes an amendment of appropriate sections of AB 109 to change the criteria justifying the release of non-violent, non-serious, non-sex offender inmates to include their total criminal and mental health history instead of only their last criminal conviction. It encourages continued advocacy to make “violent offenses” include crimes that meet the plain language definition of “violent”.

The resolution further asks the State to improve the Smart Justice platform to allow state and local law enforcement agencies to rapidly share information to track offenders, and encourages data collection on post-release community supervision offenders.

The passage of this resolution would provide a range of important reforms that would enhance public safety in our community. For these reasons, the City of Pico Rivera strongly supports this resolution to strategically address criminal justice reforms.

Best regards,

A handwritten signature in blue ink, appearing to read 'René Bobadilla', with a stylized flourish at the end.

René Bobadilla, P.E.
City Manager
City of Pico Rivera



City of Rolling Hills

INCORPORATED JANUARY 24, 1957

NO. 2 PORTUGUESE BEND ROAD
ROLLING HILLS, CALIF. 90274
(310) 377-1521
FAX: (310) 377-7288

July 12, 2017

General Resolutions Committee
League of California Cities
1400 K Street, Suite 400
Sacramento, CA 95814

**RE: 2017 Conference Resolution
Strategies to Improve Negative Impacts of Criminal Law
Notice of Support**

Dear Members of the General Resolutions Committee:

As a member of the Rolling Hills City Council, I support the League of California Cities Annual Conference Resolution calling on the Governor and Legislature to enter into discussion with the League and with other public safety stakeholders to identify and implement strategies that will relieve the unintended negative impacts of existing criminal law.

The City of Rolling Hills has seen increases in burglaries, mail/package theft and other property related crime that may have resulted from a combination of legislative actions and voter-approved initiatives. The City has also seen a significant jump in identity theft. The proposed annual conference resolution seeks to turn around these negative impacts from existing criminal law and considers proactive measures that could reduce such impacts.

The resolution directs League staff to consider creating a task force with other organizations and jointly commission a report on the unintended negative impacts of recent criminal law to identify necessary changes, working with key stakeholders to promote support for resulting advocacy efforts.

The resolution also promotes an amendment of appropriate sections of AB 109 to change the criteria justifying the release of non-violent, non-serious, non-sex offender inmates to include their total criminal and mental health history instead of only their last criminal conviction. It encourages continued advocacy to make "violent offenses" include crimes that meet the plain language definition of "violent".

General Resolutions Committee

July 12, 2017

Re: 2017 Conference Resolution Strategies to Improve Negative Impacts of Criminal Law -
Notice of Support

Page 2

The resolution further asks the State to improve the Smart Justice platform to allow state and local law enforcement agencies to rapidly share information to track offenders, and encourages data collection on post-release community supervision offenders.

The passage of this resolution would provide a range of important reforms that would enhance public safety in our community. For these reasons, I strongly support this resolution to strategically address criminal justice reforms.

Sincerely,

A handwritten signature in dark ink, appearing to read "Bea Dieringer", with a stylized, flowing script.

Bea Dieringer
Councilmember
City of Rolling Hills

RC:BD:hl

07-12-17League Resolution Support.docx



July 11, 2017

General Resolutions Committee
 League of California Cities
 1400 K Street, Suite 400
 Sacramento, CA 95814

**RE: 2017 Conference Resolution
 Strategies to Improve Negative Impacts of Criminal Law
 Notice of Support**

Dear Committee:

The City of Santa Fe Springs supports the League of California Cities Annual Conference Resolution calling on the Governor and Legislature to enter into discussion with the League and other public safety stakeholders to identify and implement strategies that will improve the unintended negative impacts of existing criminal law.

The City of Santa Fe Springs has seen increases in property crime that may have resulted from a combination of legislative actions and voter-approved initiatives. In addition, the City of Santa Fe Springs contracts with the Whittier Police Department for Law Enforcement Services. In February, Whittier Police Department Officer Keith Boyer was gunned down by a AB 109 offender in a heinous act of indiscriminate violence. We feel strongly that AB 109 and the loosening of oversight and control over recidivist offenders was at least partially responsible in Officer Boyer's death. We believe that the proposed annual conference resolution seeks to turn around these negative impacts from existing criminal law and considers proactive measures that could reduce such impacts.

The resolution directs League staff to consider creating a task force with other organizations and jointly commission a report on the unintended negative impacts of recent criminal law to identify necessary changes, working with key stakeholders to promote support for resulting advocacy efforts.

The resolution also promotes an amendment of appropriate sections of AB 109 to change the criteria justifying the release of non-violent, non-serious, non-sex offender inmates to include their total criminal and mental health history instead of only their last criminal conviction. It encourages continued advocacy to make "violent offenses" include crimes that meet the plain language definition of "violent".

The resolution further asks the State to improve the Smart Justice platform to allow state and local law enforcement agencies to rapidly share information to track offenders, and encourages data collection on post-release community supervision offenders.

William K. Rounds, Mayor • Jay Sarno, Mayor Pro Tem
 City Council
 Richard J. Moore • Juanita Trujillo • Joe Angel Zamora
 City Manager
 Thaddeus McCormack

July 10, 2017

Page 2

2017 Conference Resolution

The passage of this resolution would provide a range of important reforms that would enhance public safety in our community. For these reasons, the City of Santa Fe Springs strongly supports this resolution to strategically address criminal justice reforms.

Sincerely,



William K. Rounds, Mayor
City of Santa Fe Springs

William K. Rounds, Mayor • Jay Sarno, Mayor Pro Tem
City Council
Richard J. Moore • Juanita Trujillo • Joe Angel Zamora
City Manager
Thaddeus McCormack



City of South Gate

8650 CALIFORNIA AVENUE + SOUTH GATE, CA 90280-3075 + (323) 563-9543
WWW.CITYOFSOUTHGATE.ORG FAX (323) 569-2678

MARIA DAVILA, Mayor
MARIA BELEN BERNAL, Vice Mayor
DENISE DIAZ, Council Member
JORGE MORALES, Council Member
AL RIOS, Council Member

July 11, 2017

General Resolutions Committee
League of California Cities
1400 K Street, Suite 400
Sacramento, CA 95814

**RE: 2017 ANNUAL CONFERENCE RESOLUTION: STRATEGIES TO IMPROVE
NEGATIVE IMPACTS OF CRIMINAL LAW-NOTICE OF SUPPORT**

Dear Committee:

As a Council Member of the City of South Gate, and a Member of the League's Public Safety Policy Committee, I am writing to express my support of the City of Whittier's 2017 Annual Conference Resolution (Resolution.) The proposed Resolution calls on the Governor and Legislature to enter into discussion with the League and other public safety stakeholders, to identify and implement strategies that will improve the unintended negative impacts of existing criminal law.

Cities in Los Angeles County have experienced increases in property crimes that may have resulted from a combination of legislative actions and voter-approved initiatives. The proposed Resolution seeks to remedy many of the negative impacts from existing criminal law and considers proactive measures that could reduce such impacts.

The passage of this Resolution would provide a range of important League directives to address the growing public safety concerns in these communities. For these reasons, I strongly support this Resolution to strategically address criminal justice reforms.

Sincerely,

Jorge Morales
Council Member

LETTERS OF CONCURRENCE
Resolution No. 2

Local Control for Emergency Medical Response

COSUMNES FIRE DEPARTMENT

10573 E Stockton Blvd.
Elk Grove, CA 95624

(916) 405-7100
Fax (916) 685-6622
www.yourcsd.com



July 13, 2017

The Honorable JoAnne Mounce, President
League of California Cities
1400 K Street
Sacramento, California 95814

**RE: RESOLUTION THAT SUPPORTS LEGISLATION TO AMEND GOVERNMENT
CODE SECTION 38611 TO CLARIFY THE DEFINITION OF LOCAL CONTROL**

Dear President Mounce,

The Cosumnes CSD Fire Department, which encompasses the Cities of Elk Grove and Galt supports the proposed resolution that would support legislation to amend Government Code Section 38611 to clarify the definition of local control as it pertains to emergency services.

A core function of local government is the ability to determine and provide the appropriated level of emergency response resources. Allowing Local Emergency Medical Services Agencies (LEMSAs) to determine when and how local fire agencies respond to emergencies circumvents the role of Fire Chiefs and municipal and special fire district legislative bodies. It should be the role of the Fire Chief to determine the required service levels and the role of the local legislative bodies to support the Fire Chief's recommendations based on community expectations, community risk reduction strategies and available resources.

Therefore, the Cosumnes CSD Fire Department supports the proposed resolution and future legislation that would serve to ensure local government determines their emergency response service levels. If further clarification is required, please let me know.

Sincerely,

Michael W. McLaughlin
Fire Chief

Office of the City Manager

390 Towne Centre Dr. – Lathrop, CA 95330
Phone (209) 941-7220 – fax (209) 941-7248
www.ci.lathrop.ca.us

July 14, 2017

The Honorable JoAnne Mounce, President
League of California Cites
1400 K Street
Sacramento, CA 95814

Sent to Via Email to: Meg Desmond mdesmond@cacities.org <<mailto:mdesmond@cacities.org>>

**Re: RESOLUTION THAT SUPPORTS LEGISLATION TO AMEND GOVERNMENT
CODE SECTION 38611 TO CLARIFY THE DEFINITION OF LOCAL CONTROL**


Dear President Mounce,

The City of Lathrop supports the proposed resolution that would support legislation to amend Government Code Section 38611 to clarify the definition of local control as it pertains to emergency services.

A core function of local government is the ability to determine and provide the appropriated level of emergency response resources. Allowing Local Emergency Medical Services Agencies (LEMSAs) to determine when and how local fire agencies respond to emergencies circumvents the role of Fire Chiefs and municipal and special fire district legislative bodies. It should be the role of the Fire Chief to determine the required service levels and the role of the local legislative bodies to support the Fire Chief's recommendations based on community expectations, community risk reduction strategies and available resources.

Therefore, the City of Lathrop supports the proposed resolution and future legislation that would serve to ensure local government determines their emergency response service levels. If further clarification is required, please let me know.

Thank you,



Stephen J. Salvatore
City Manager

Cc: Members of the City of Lathrop City Council
Lathrop Manteca Fire Chief, Gene Neely
Tracy City Manager, Troy Brown
Tracy Fire Chief, Randall Bradley
Central Valley Regional Public Affairs Manager LOCC, Stephen Qualls

CITY COUNCIL

DOUG KUEHNE, Mayor
ALAN NAKANISHI,
Mayor Pro Tempore
MARK CHANDLER
BOB JOHNSON
JOANNE MOUNCE

CITY OF LODI

CITY HALL, 221 WEST PINE STREET
P.O. BOX 3006
LODI, CALIFORNIA 95241-1910
(209) 333-6702 / FAX (209) 333-6807
www.lodi.gov cityclerk@lodi.gov

STEPHEN SCHWABAUER
City Manager

JENNIFER M. FERRAILOLO
City Clerk

JANICE D. MAGDICH
City Attorney

July 19, 2017

The Honorable JoAnne Mounce, President
League of California Cities
1400 K Street, Suite 400
Sacramento, CA 95814

**RE: RESOLUTION OF THE LEAGUE OF CALIFORNIA CITIES SUPPORTING
LEGISLATION AMENDING GC §38611 TO CLARIFY DEFINITION OF LOCAL
CONTROL PROVIDING BROAD STATUTORY AUTHORITY FOR LOCAL
OFFICIALS TO DETERMINE EMERGENCY SERVICE LEVELS AND DIRECT
EMERGENCY MEDICAL RESPONSE WITHIN THEIR JURISDICTIONS**

The City of Lodi supports the proposed resolution to support legislation amending Government Code §38611 to clarify the definition of local control providing broad statutory authority for local officials to determine emergency service levels and direct emergency medical response within their jurisdictions.

Accordingly, we concur in the submission of the resolution for consideration by the League of California Cities General Assembly at its annual meeting on September 15, 2017.

Government Code Section 38611 does not contain language clarifying the broad scope of emergency services as provided by present day fire departments. The code requires further definition for general law and charter cities in determining service levels for the delivery of emergency services commensurate with the resources provided by the local government body. Amending Government Code Section 38611 would provide the chief of a fire department specific authority to protect public safety and public health within the jurisdictional boundaries of the fire department.

The City of Lodi is in strong support of providing statutory authority for local officials to determine emergency service levels and direct emergency medical response within their jurisdictions.

Sincerely,



Doug Kuehne
Mayor, City of Lodi

DK/JMF

cc: Larry Rooney, Fire Chief, City of Lodi
Randall Bradley, City of Tracy, randall.bradley@ci.tracy.ca.us
Stephen Qualls, League of California Cities, squalls@cacities.org



CITY OF MANTECA - FIRE DEPARTMENT

1154 S. UNION ROAD • MANTECA, CA 95337
(209) 456-8300 • FAX (209) 923-8936

July 13, 2017

League of California Cities
1400 K Street, Suite 400
Sacramento CA 95814


RE: A RESOLUTION OF THE LEAGUE OF CALIFORNIA CITIES SUPPORTING LEGISLATION AMENDING GOVERNMENT CODE SECTION 38611 TO CLARIFY THE DEFINITION OF LOCAL CONTROL PROVIDING BROAD STATUTORY AUTHORITY FOR LOCAL OFFICIALS TO DETERMINE EMERGENCY SERVICE LEVELS AND DIRECT EMERGENCY MEDICAL RESPONSE WITHIN THEIR JURISDICTIONS

To Whom It May Concern:

This letter confirms that the City of Manteca supports the resolution on Emergency Medical Services submitted to the League of California cities by the City of Tracy. The City of Manteca believes that local control of Emergency Services is critical to ensure that the best possible service and protection of our citizens/taxpayers is provided.

We appreciate the City of Tracy's willingness to bring this crucial issue to the forefront.

Respectfully,


Greg Showerman, Acting City Manager

Date: 13 July 2017


Kyle Shipherd, Fire Chief

Date: 13 July 2017

MICHAEL TUBBS
Mayor

ELBERT HOLMAN
Vice Mayor
District 1



CITY OF STOCKTON

OFFICE OF THE CITY COUNCIL
CITY HALL • 425 N. El Dorado Street • Stockton, CA 95202
209 / 937-8244 • Fax 209 / 937-8568

DAN WRIGHT
District 2

SUSAN LOFTHUS
District 3

SUSAN LENZ
District 4

CHRISTINA FUGAZI
District 5

JESÚS ANDRADE
District 6

July 13, 2017

The Honorable JoAnne Mounce, President
League of California Cities
1400 K Street
Sacramento, CA 95814

**SUBJECT: Resolution of the League of California Cities Supporting Legislation
Providing Broad Statutory Authority for Local Officials to Determine
Emergency Service Levels - SUPPORT**

Dear President Mounce,

On behalf of the City of Stockton, I wish to voice our support of the City of Tracy proposed resolution for consideration by League membership. Stockton supports this resolution for the following reasons:

- 1) The City of Stockton Legislative Program seeks the broadest authority for the City Council to make decisions locally, particularly related to the local exercise of police powers;
- 2) The City of Stockton Legislative Program advocates for efforts that impact the City's ability to enhance the well-being, quality of life, health, and safety of residents;
- 3) The City of Stockton has experienced challenges and frustrations in delivering the highest quality of emergency medical services to our residents due to provision of the Emergency Medical Services (EMS) Act.
- 4) Amendments to the EMS Act would clarify local control and allow governing bodies to determine which services are directly provided within their respective jurisdictions.

For these reasons, the City of Stockton concurs with and supports the City of Tracy proposed resolution for consideration by League membership.

MICHAEL TUBBS
MAYOR

MT:cc

cc: Stockton City Councilmembers
Kurt Wilson, Stockton City Manager