

LARGO FIRE RESCUE



MONTHLY ACTIVITY REPORT MARCH 2021

Chad Pittman, Fire Chief

DEPARTMENT ACTIVITIES

March Incident Responses

Unit	2021	2020	UHU*	% Calls Handled by Station Units	7:30 Response Compliance Medical**	7:30 Response Compliance Fire**	% of Station Calls Medical	% of Station Calls Fire
E38	173	130	8.5%	89.4%	100%	94%	92.9%	7.1%
S38 / R38	335	322	17.2%		96%	N/A		
E39	155	161	7.4%	84.4%	98%	91%	91.8%	8.2%
S39 / R39	316	346	15.5%		96%	N/A		
E40	160	144	8.1%	90.4%	94%	100%	95.9%	4.1%
ME40 / R40	314	319	19.3%		93%	N/A		
E41	241	203	10.8%	84.9%	98%	91%	94.5%	5.5%
R41	434	393	23.1%		97%	N/A		
ME41	26	28	16.2%		100%	N/A		
T41	148	117	4.4%		N/A	86%		
T42 / E42	224	167	9.2%	86.5%	99%	94%	95.0%	5.0%
R42	413	355	22.6%		98%	N/A		
E43	184	187	10.2%	71.4%	97%	89%	91.9%	8.1%
D38	62	62	2.3%					
D41	66	70	1.7%					
LR42	153	55	7.1%					

Calls per Month YTD Over Last Year

	2021	2020
January	2,431	2,466
February	2,337	2,315
March	2,640	2,453
April		
May		
June		
July		
August		
September		
October		
November		
December		
Total	7,408	7,234

Working Fires - 0
 Trauma Alerts - 12
 Extrication Upgrade - 3

Unit Types:

R-Rescue (Transport capable "ambulance")
 ME-Medic Unit (Non-Transport SUV)
 E- Engine
 S- Squad (Heavy Rescue, Air and Lighting)
 T-Ladder Truck (100' or 75' Aerial Device)
 D-District Chief (Shift Commander)
 LR-Rescue Lieutenant (Emergency Medical Services Supervisor)

*Unit Hour Utilization refers to the amount of time emergency response units are assigned to or involved in an incident or call for service, it is measured as a percentage.

**7:30 response compliance refers to first unit on scene only, not full compliment for ISO.

Training and Development

On a monthly basis, personnel participate in a number of fire related training events. The following is a breakdown of the monthly topics and hourly totals:

March Training Hours		February Training Hours	Year to Date (2021)
Driver/Operator	287 Hours	305 Hours	942 Hours
Fire Officer	133 Hours	152 Hours	367 Hours
Fire Company Operations	3,388 Hours	1,336 Hours	6,475 Hours
Hazmat	229 Hours	127 Hours	393 Hours
EMS	421 Hours	426 Hours	1,267 Hours
Tech Rescue	131 Hours	2 Hours	283 Hours
SWAT Medic	42 Hours	130 Hours	256 Hours

Public Education

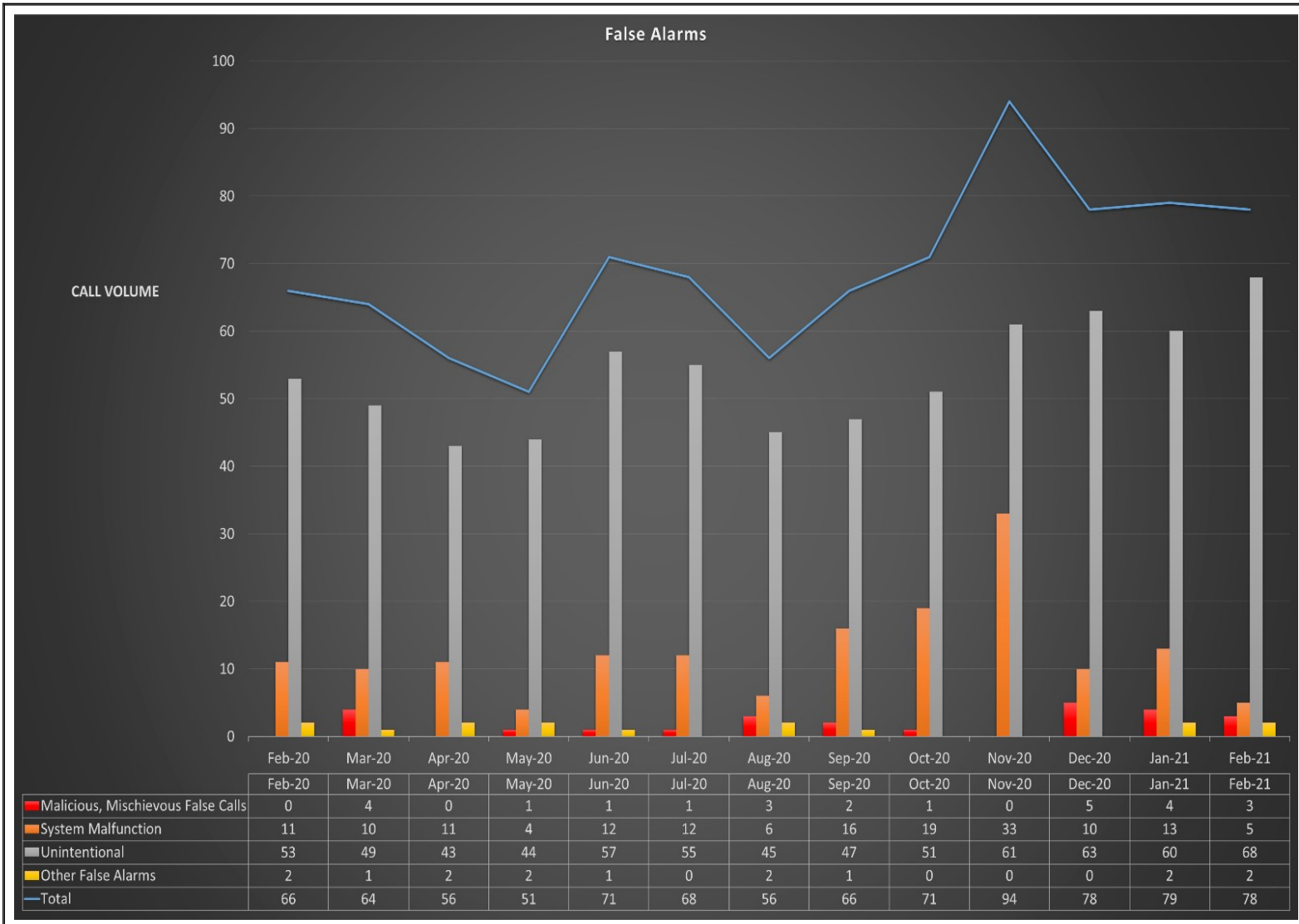
This month Largo Fire Rescue reached approximately 1,095 residents with public education and outreach efforts, and 26 smoke alarms were installed. The smoke alarm requests were from the residents who received vaccinations from our clinic at Highland Rec. There are also three known Yellow Dot kits that have been installed in residences from receiving the kit information at our clinic.



Four Seasons Mobile Home Park residents received information on smoke alarm installations, fall prevention, yellow dot program, and home fire safety, after receiving their vaccinations at the clinic on site in the park. Two engine demos were performed at Southwest Recreation and Highland Recreation Pre-schools. Public Education also participated on a speakers panel for Pinellas County Emergency Management's Hurricane Preparedness Summit for Condo Board of Directors and Residents. Public Education also visited Rich's Group Home and educated on the importance of cooking safety, in efforts to reduce nuisance alarms. Fire Rescue crews also participated in two drive through parades, including the Untouchable Truck Parade in the Downtown Largo area, and a 100th birthday celebration for a World War II Veteran who lives in the Oak Manor Community.

Life Safety

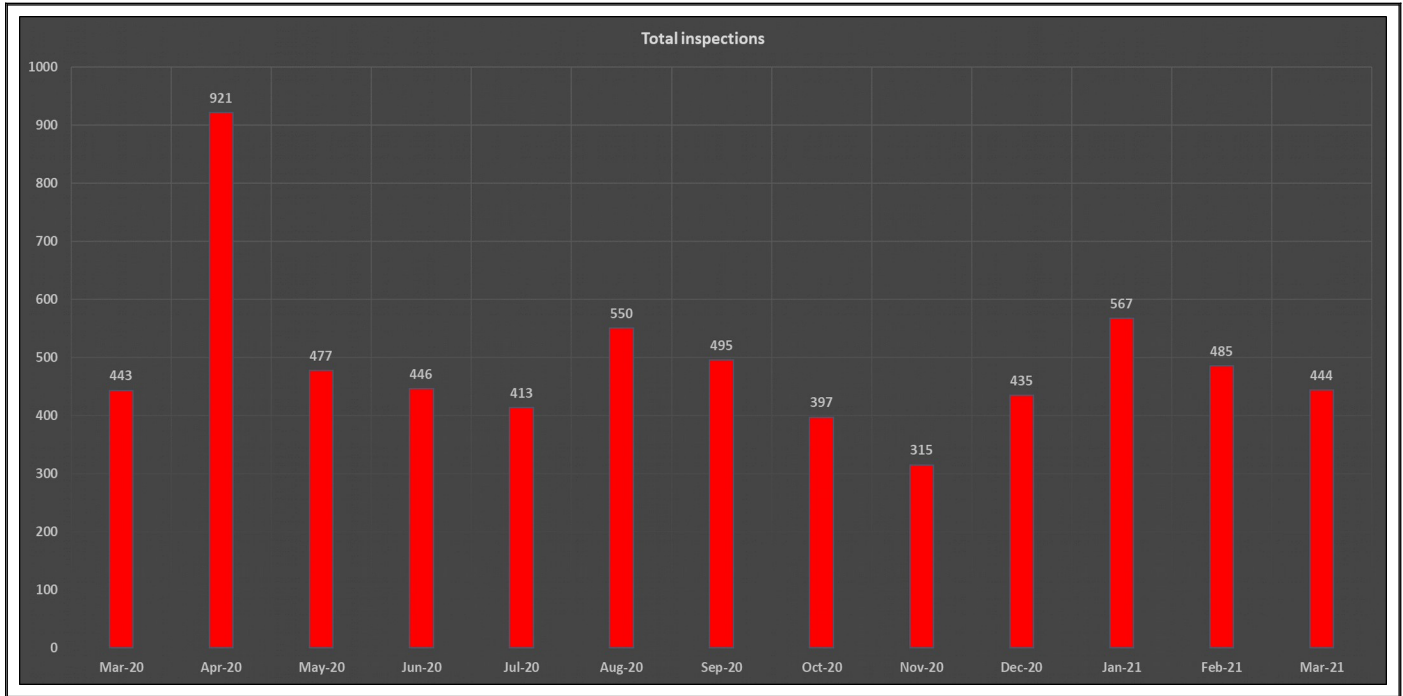
False Alarms 02/2020-02/2021



*Due to NFIRS reporting guidelines, false alarm statistics are only available one month prior to date of report.

- **Malicious, Mischievous False Calls** – Intentional manual activation of the system for reason other than a true emergency. (Prank phone calls, activated fire alarm pull station when no emergency exists.)
- **System Malfunction** – System activated due to improper system performance. Activated by a malfunctioning device.
- **Unintentional** – System activated due to testing, maintenance, or power trip. Could include dust from construction.
- **Other False Alarms** – Bomb scare or unjustified alarm.

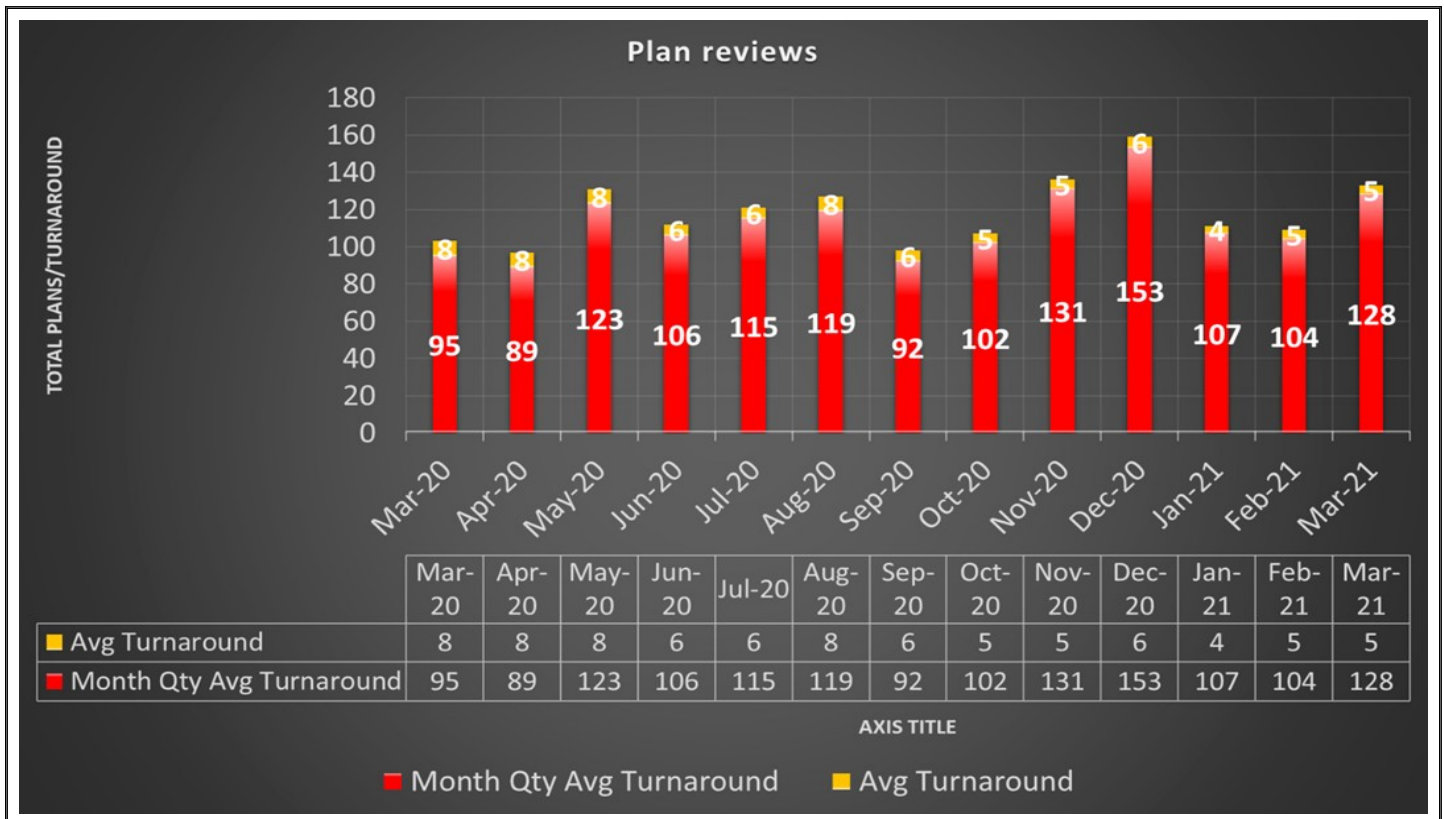
Fire Inspections 03/2020-03/2021



Fire inspections include: Permit, High Hazard, Low Hazard, and Licensed Inspections.

New Construction Re-Model Plan Reviews 03/2020-03/2021

Turnaround is based on business days, excluding holidays.



Staffing Update

For the month of March, Fire has experienced a total of 2,949 hours of overtime. Minimum staffing accounted for 905 hours of the overtime at a cost of \$35,655.26. Special events, department committees, and training account for the remainder of the overtime assignments.

Factors related to Minimum Staffing	
Vacancies	2 PMs, 2 EMTs
Workers' Compensation	1 Employee
Light Duty	5 Employees
FMLA	977 Hours / 10 Employees
*Sick leave and FMLA does not always trigger a need for overtime to meet minimum staffing requirements.	