



YOUR COMMUNITY OF CHOICE IN TAMPA BAY

2021

# ECONOMIC PROFILE



The City of Largo is located in the heart of Pinellas County along the Gulf Coast of West Central Florida and is part of the Tampa Bay Metropolitan Statistical Area (MSA), the 18th largest in the United States.

Today, Largo is the fourth largest city in Tampa Bay thanks to a great quality of life for its residents, an affordable cost of living, and proximity to a vast network of diversified businesses.

## POPULATION & DEMOGRAPHICS

### POPULATION



LARGO

PINELLAS

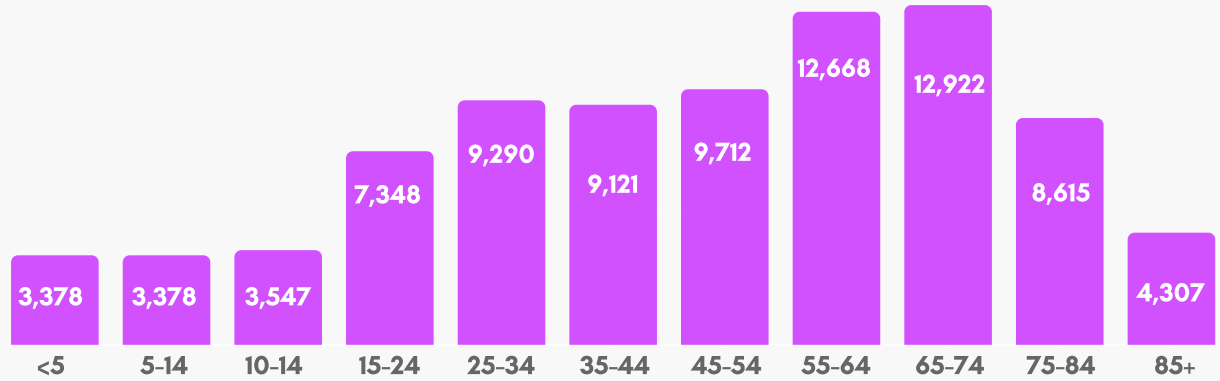
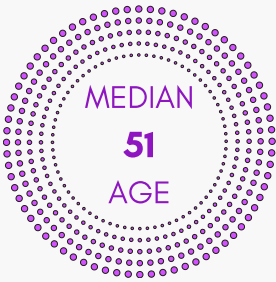
TAMPA  
BAY  
MSA

	2010	2021	2026
LARGO	78,650	84,457	87,521
PINELLAS	916,542	974,374	1,006,114
TAMPA BAY MSA	2,783,243	3,228,154	3,438,732

Source: ESRI, 2021



### LARGO POPULATION BY AGE



Source: ESRI, 2021

## HOUSEHOLDS & INCOME

### HOUSEHOLDS BY YEAR



Source: ESRI, 2021

LARGO

PINELLAS

TAMPA BAY  
MSA

	2010	2021	2026
LARGO	38,385	40,601	41,889
PINELLAS	415,876	439,636	453,403
TAMPA BAY MSA	1,009,316	1,314,808	1,393,969

### LARGO HOUSEHOLDS BY INCOME

**\$48.8K**  
2021 MEDIAN  
HOUSEHOLD INCOME



Source: ESRI, 2021

## HOUSEHOLDS & INCOME (CONT.)



2021 > 21,266  
2026 > 21,903

FAMILIES



2021 > 2.06  
2026 > 2.07

AVERAGE  
HOUSEHOLD SIZE



2021 > 40,601  
2026 > 41,889

HOUSEHOLDS

Source: ESRI 2021, Zillow 2021

15,174  
RENTERS

25,438  
OWNERS

2021

15,352  
RENTERS

26,536  
OWNERS

2026

MEDIAN HOME VALUE

\$290,497

MEDIAN SALE PRICE

\$299,417

## CITY INFORMATION

### BUILDING & PERMITS

BUSINESS TAX RECEIPTS	3,038
PERMIT VALUATION	\$36,115,690
PERMITS ISSUED	1,594
PLAN REVIEWS	1,801
INSPECTIONS CONDUCTED	4,900



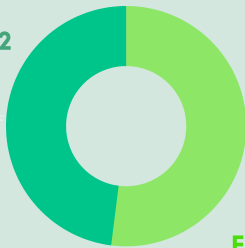
Source: City of Largo 2021

### PROPERTY TAX MILLAGE RATE

2021 REAL PROPERTY MILLAGE RATES	MILLS
LARGO.....	19.9466
UNINCORPORATED COUNTY (LTF).....	19.8655
CLEARWATER.....	20.3216
ST. PETERSBURG.....	21.0216

### CITY EXPENDITURES

FY20 \$155,611,252



FY21 \$164,859,400

	FY20	FY21
COMMUNITY DEVELOPMENT	6%	5%
ENGINEERING SERVICES	6%	5%
ENVIRONMENTAL SERVICES	12%	11%
FINANCE	1%	1%
HUMAN RESOURCES/RISK	10%	10%
INFORMATION TECHNOLOGY	4%	4%
LIBRARY	2%	2%
POLICE/FIRE RESCUE	30%	31%
PUBLIC WORKS	14%	14%
RECREATION, PARKS & ARTS	8%	9%
ADMINISTRATION/GENERAL	7%	8%
OPERATIONAL/LEGISLATIVE		

### CITY REVENUES

FY20 \$162,592,119



FY21 \$168,172,000

	FY20	FY21
PROPERTY TAXES	17%	18%
OTHER TAXES	8%	8%
LICENSES & PERMITS	5%	5%
INTERGOVERNMENTAL	21%	16%
USER CHARGES	29%	38%
MISC./TRANSFERS	18%	15%
Debt Proceeds	2%	0%

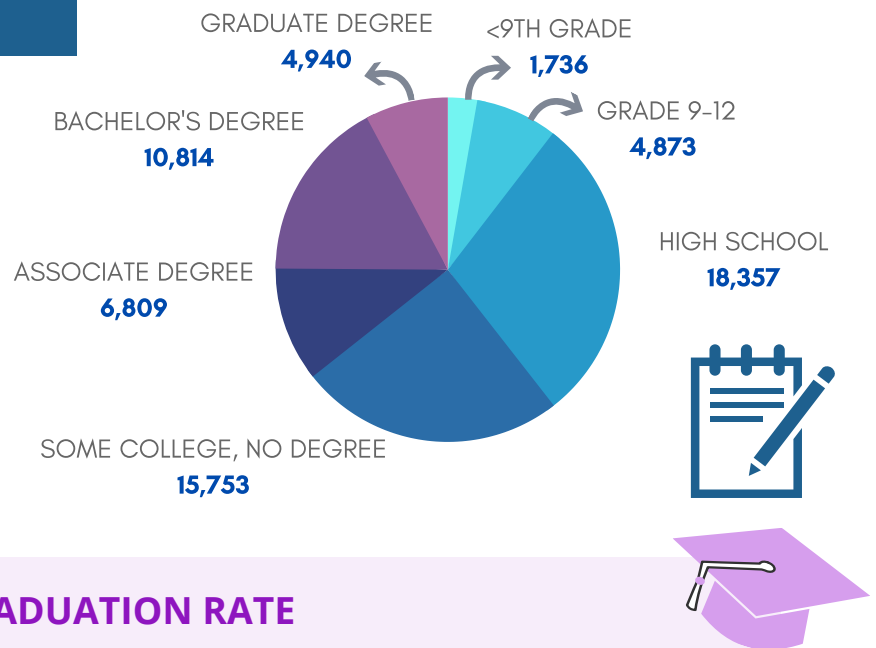
#### CITYWIDE PRIORITIES

- Promote Economic Development by Fostering a Business Friendly Environment
- Maintain and Improve City Infrastructure; and
- Provide Customer-Centric Service

## EDUCATION



Source: ESRI, 2021



### PINELLAS COUNTY GRADUATION RATE



'20-'21 92.0%

'19-'20 90.1%

Source: Pinellas County Schools

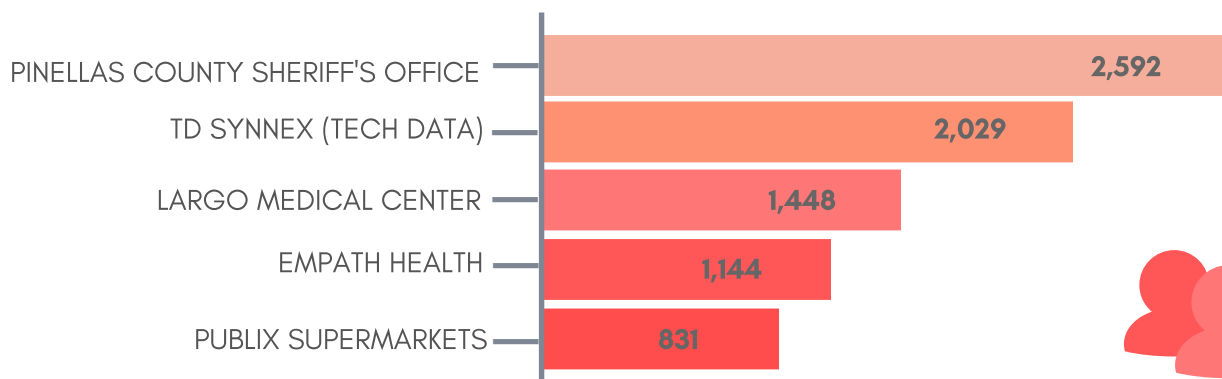
## PINELLAS COUNTY SCHOOL K-12 ENROLLMENT



	ELEMENTARY	MIDDLE	HIGH	PRE-K	CHARTER	OTHER/VIRTUAL	TOTAL
'20-'21	35,502	18,546	27,843	2,315	6,941	4,724	95,871
'19-'20	39,459	19,580	28,673	2,755	6,526	4,470	101,463

Source: Pinellas County Schools, 2021

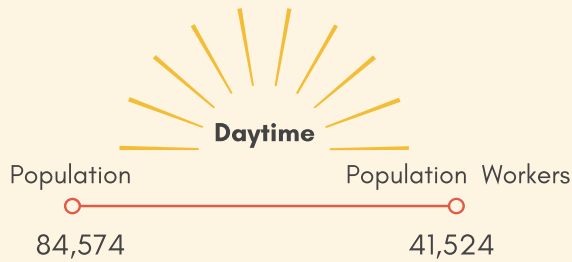
## LARGO TOP EMPLOYERS



Source: City of Largo, 2021



## EMPLOYMENT



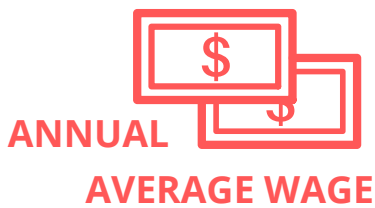
	LARGO	PINELLAS	TAMPA BAY MSA
LABOR FORCE	43,605	514,394	1,647,802
EMPLOYMENT	42,099	497,643	1,591,066
UNEMPLOYMENT	1,506	16,751	56,736
UNEMPLOYMENT RATE	3.5%	3.3%	3.4%

Source: ESRI 2021, Florida Department of Economic Opportunity, 2021



	TOTAL ESTABLISHMENTS	TOTAL EMPLOYEES
INDUSTRIES (ALL).....	3,592	32,456
AGRICULTURE & MINING.....	10	33
CONSTRUCTION.....	237	1,721
MANUFACTURING.....	143	1,713
TRANS./COMM./PUBLIC UTILITIES.....	137	2,018
WHOLESALE TRADE.....	115	3,941
RETAIL.....	580	6,585
FINANCE.....	231	1,867
SERVICE.....	1,481	11,412
GOVERNMENT.....	74	2,854
UNCLASSIFIED ESTABLISHMENTS.....	584	312

Source: ESRI 2021



2021	\$57,714	\$58,049	\$55,660
2020	\$54,708	\$56,952	\$53,845
2019	\$50,799	\$52,455	\$51,744

PINELLAS

TAMPA/ST.PETE/LARGO/CLEARWATER MSA

FLORIDA

Source: FL Department of Economic Opportunity 2020



## INDUSTRY SECTORS





## About the City of Largo Economic Development Division

The Economic Development Division is located within the City of Largo Community Development Department and is committed to supporting business retention, recruitment and expansion in the City of Largo. The Division is working to expand employment opportunities, increase the economic sustainability of the activity centers, support the development of a quality workforce, collaborate between public and private sectors for mutual benefit, and ensure a high quality of life for all residents. The Division produces a quarterly e-newsletter, informational demographic packets, and assists with annexations, site selection, preliminary site plan review, and much more.

The Economic Development Division is eager to be your liaison as you consider opening a business or as you navigate through the permitting or development process. We invite you to explore the pages of our website and sign up for our business e-newsletter to learn more about our community and industries. Discover how your business can profit from locating in Largo, Florida and please don't hesitate to contact us.

[www.largo.com/business](http://www.largo.com/business)

### Economic Development Division Staff Contact List:

Bryan Pederson, Economic Development Coordinator

[bpederson@largo.com](mailto:bpederson@largo.com)

727-586-7360 x 7206