



YOUR COMMUNITY OF CHOICE IN TAMPA BAY

2022

ECONOMIC PROFILE



The City of Largo is located in the heart of Pinellas County along the Gulf Coast of West Central Florida and is part of the Tampa Bay Metropolitan Statistical Area (MSA), the 18th largest in the United States.

Today, Largo is the fourth largest city in Tampa Bay thanks to a great quality of life for its residents, an affordable cost of living, and proximity to a vast network of diversified businesses.

POPULATION & DEMOGRAPHICS

POPULATION

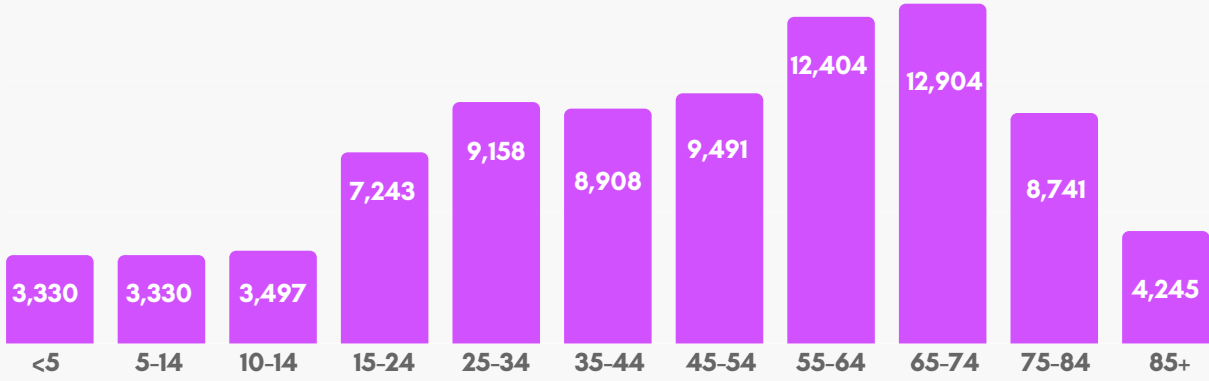
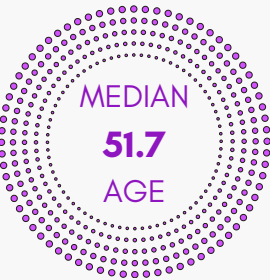


	LARGO	PINELLAS	TAMPA BAY MSA
2010	78,650	916,542	2,783,243
2022	83,251	963,916	3,251,689
2027	83,756	962,168	3,344,394

Source: ESRI, 2022



LARGO POPULATION BY AGE



Source: ESRI, 2022

HOUSEHOLDS & INCOME

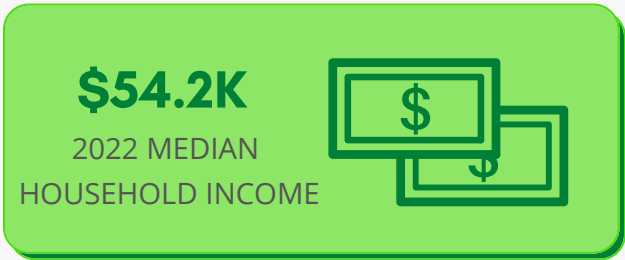
HOUSEHOLDS BY YEAR



	LARGO	PINELLAS	TAMPA BAY MSA
2010	38,921	415,876	1,009,316
2022	40,765	445,941	1,338,278
2027	41,063	446,488	1,374,660

Source: ESRI, 2022

LARGO HOUSEHOLDS BY INCOME



Source: ESRI, 2022

HOUSEHOLDS & INCOME (CONT.)



2022 > 21,365
2027 > 21,493

FAMILIES



2022 > 2.64
2027 > 2.63

AVERAGE
HOUSEHOLD SIZE



2022 > 40,765
2027 > 41,063

HOUSEHOLDS

15,549
RENTERS

25,216
OWNERS

2022

15,454
RENTERS

25,609
OWNERS

2027

MEDIAN HOME VALUE

\$334,492

MEDIAN SALE PRICE

\$325,000

Source: ESRI 2022, Zillow 2023, Realtor.com 2023

CITY INFORMATION

BUILDING & PERMITS

BUSINESS TAX RECEIPTS	1,701
PERMIT VALUATION	\$58,026,649
PERMITS ISSUED	2,654
PLAN REVIEWS	5,025
INSPECTIONS CONDUCTED	13,257



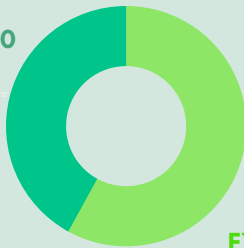
Source: City of Largo 2022

PROPERTY TAX MILLAGE RATE

2022 REAL PROPERTY MILLAGE RATES	MILLS
LARGO.....	19.0271
UNINCORPORATED COUNTY (LTF).....	18.6717
CLEARWATER.....	19.3921
ST. PETERSBURG.....	20.0321

CITY EXPENDITURES

FY21 \$187,575,200

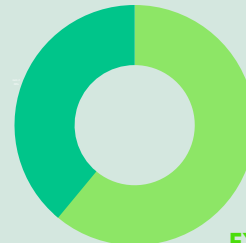


FY22 \$262,553,800

	FY21	FY22
COMMUNITY DEVELOPMENT	5%	3%
ENGINEERING SERVICES	5%	5%
ENVIRONMENTAL SERVICES	11%	9%
FINANCE	1%	2%
HUMAN RESOURCES/RISK	10%	7%
INFORMATION TECHNOLOGY	4%	3%
LIBRARY	2%	1%
POLICE/FIRE RESCUE	31%	26%
PUBLIC WORKS	14%	11%
RECREATION, PARKS & ARTS	9%	6%
ADMINISTRATION/GENERAL	8%	27%
OPERATIONAL/LEGISLATIVE		

CITY REVENUES

FY21 \$161,191,775



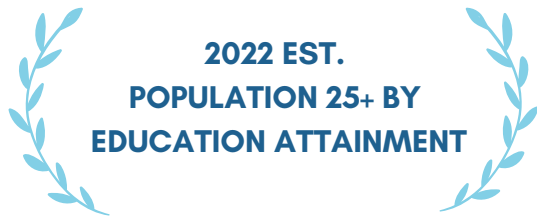
FY22 \$254,222,100

	FY21	FY22
PROPERTY TAXES	18%	13%
OTHER TAXES	8%	6%
LICENSES & PERMITS	5%	4%
INTERGOVERNMENTAL	16%	13%
USER CHARGES	38%	28%
MISC./TRANSFERS	15%	12%
DEBT PROCEEDS	0%	24%

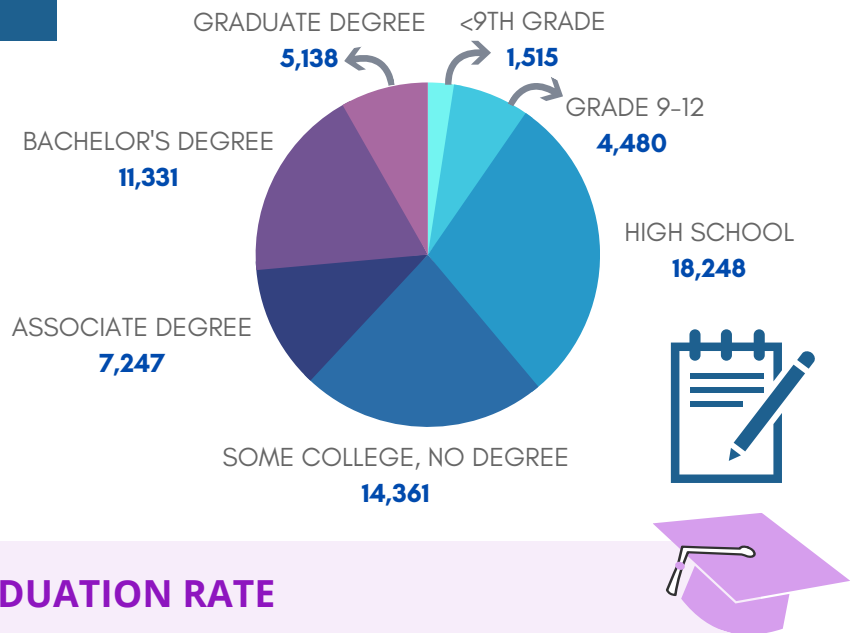
COMMUNITY GOALS

- Sustainability
- Public Health & Safety
- Community Pride

EDUCATION



Source: ESRI, 2022



PINELLAS COUNTY GRADUATION RATE



'21-'22 88.1%

'20-'21 92.0%

Source: Pinellas County Schools

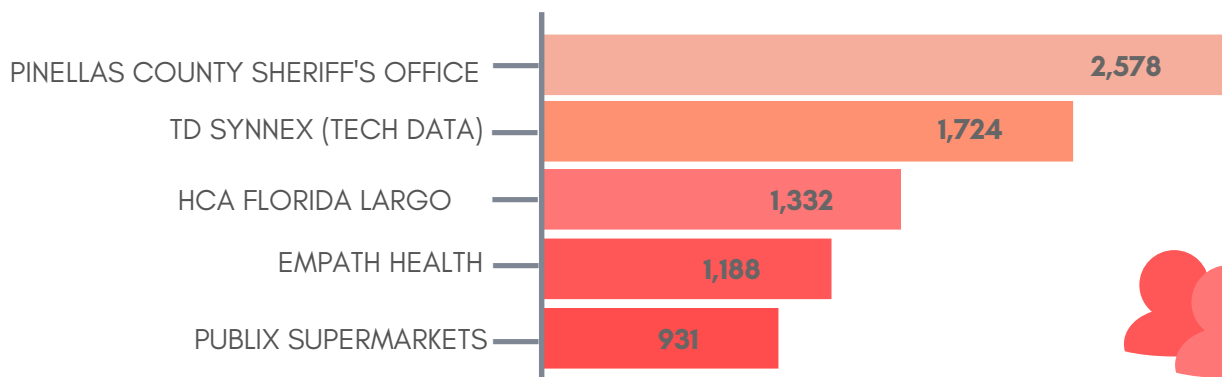
PINELLAS COUNTY SCHOOL K-12 ENROLLMENT



	PRE-K & ELEMENTARY	MIDDLE	HIGH	ADULT GENERAL	CHARTER	OTHER	TOTAL
'21-'22	40,309	19,869	27,423	8,054	6,963	8,311	110,929

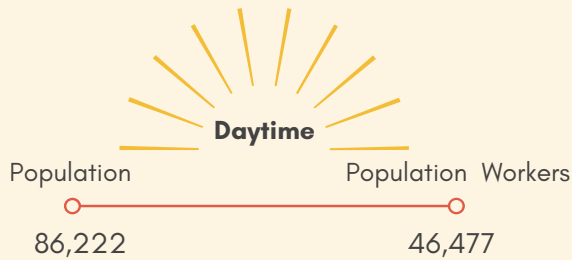
Source: Pinellas County Schools, 2022

LARGO TOP EMPLOYERS



Source: City of Largo, 2022

EMPLOYMENT



Source: ESRI 2022 Florida Department of Economic Opportunity, 2022



	LARGO	PINELLAS	TAMPA BAY MSA
LABOR FORCE	43,439	515,727	1,668,127
EMPLOYMENT	42,482	504,691	1,630,642
UNEMPLOYMENT	957	11,036	37,485
UNEMPLOYMENT RATE	2.2%	2.1%	2.2%



Source: ESRI 2022

TOTAL EMPLOYEES

INDUSTRIES (ALL).....	44,105
AGRICULTURE & MINING.....	176
CONSTRUCTION.....	3,308
MANUFACTURING.....	3,616
TRANS./COMM./PUBLIC UTILITIES.....	1,941
WHOLESALE TRADE.....	970
RETAIL.....	6,042
FINANCE.....	4,058
SERVICE.....	22,097
GOVERNMENT.....	1,323
UNCLASSIFIED ESTABLISHMENTS.....	574

MEDIAN HOUSEHOLD INCOME

Year	PINELLAS	TAMPA/ST.PETE/LARGO/CLEARWATER MSA	FLORIDA
2022	\$64,516	\$64,687	\$63,916
2021	\$57,714	\$58,049	\$60,299
2020	\$54,708	\$56,952	\$55,840

PINELLAS

TAMPA/ST.PETE/LARGO/CLEARWATER MSA

FLORIDA

Source: FL Department of Economic Opportunity 2022



INDUSTRY SECTORS





About the City of Largo Economic Development Division

The Economic Development Division is located within the City of Largo Community Development Department and is committed to supporting business retention, recruitment and expansion in the City of Largo. The Division is working to expand employment opportunities, increase the economic sustainability of the activity centers, support the development of a quality workforce, collaborate between public and private sectors for mutual benefit, and ensure a high quality of life for all residents. The Division produces informational demographic packets and assists with annexations, site selection, preliminary site plan review, and much more.

The Economic Development Division is eager to be your liaison as you consider opening a business or as you navigate through the permitting or development process. We invite you to explore the pages of our website and sign up for our business e-newsletter to learn more about our community and industries. Discover how your business can profit from locating in Largo, Florida and please don't hesitate to contact us.

www.largo.com/business

Economic Development Division Staff Contact List:

Bryan Pederson, Economic Development Manager
bpederson@largo.com
727-586-7360 x 7206

Becky Calomino, Economic Development Coordinator
bcalomino@largo.com
727-586-7360 x 7308

Charles Stanton, Economic Development Coordinator
cstanton@largo.com
727-586-7360 x 7342

Mark Richard, Downtown Administrator
mrichard@largo.com
727-588-1673