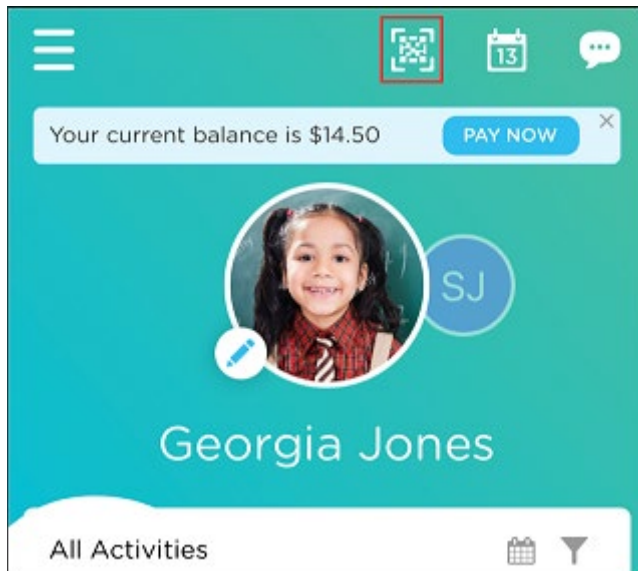
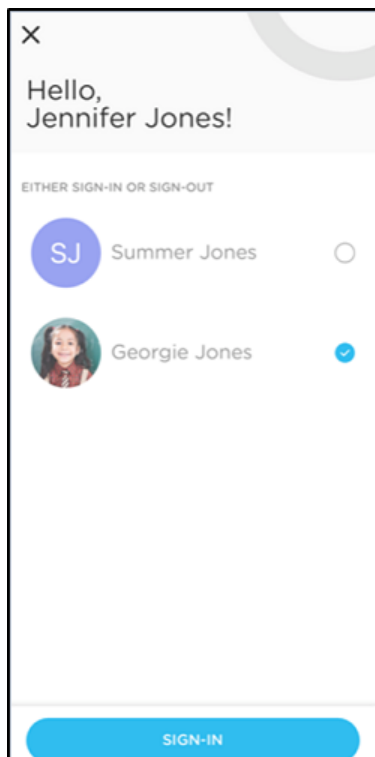


QR Sign-In/Out Kiosk


Parents will open their mobile app and click the QR code icon in the top right corner. They will scan the QR code by focusing their device's camera on the code.



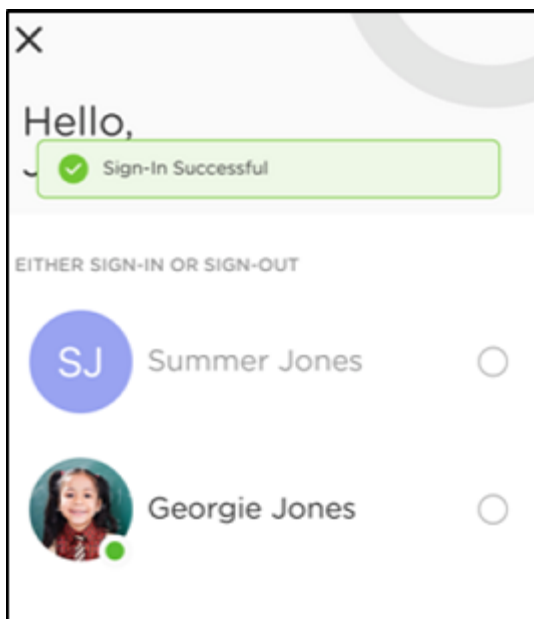
Once the code is scanned, all active children will display. Select one or multiple children to check in, then click the Sign-In button.



Sign your name and click Done.



If the sign-in was successful, a message will display in green.



Please Note: If a parent or authorized pick up does not have the Procure app installed, staff can assist with the sign in/out process. Please have a photo ID with you if you do not have Procure on your phone.

Parents view on Procare:

Click here to enable push notifications, view invoices, add additional children, and more!

All enabled Sign-In/Out options will display here (QR Code, location-based, and PIN).

View events added by your school.

Compose or view messages sent from staff.

View your balance and pay online (if enabled by your school).

Filter Daily Activities by activity type or date range.

Edit your child's profile information or add a parent/authorized pickup (if enabled).

View and complete document requests sent by school admins.

View attendance records and daily activities added by your child's teacher.

Swipe to view additional children.

Navigate to the home screen/activities.

Georgie Jones

Nov 14 - Dec 12 / All Activities

DEC 07

MEALS 12:00 PM
By Jennifer H
Georgie ate all of the Breakfast.

NAP 11:31 AM
By Jennifer H
Slept from 3:30 PM to 4:45 PM.

ACTIVITY DOCUMENTS PROFILE

Your current balance is \$374.50 **PAY NOW**