



301 East Main Street
Lowell, Michigan 49331
Phone (616) 897-8457
Fax (616) 897-4085

CITY OF LOWELL
CITY COUNCIL AGENDA
MARCH 21, 2022

1. CALL TO ORDER; PLEDGE OF ALLEGIANCE; ROLL CALL
2. CONSENT AGENDA
 - Approval of the Agenda.
 - Approve and place on file the minutes of the March 7, 2022 Regular and Closed Session City Council meetings.
 - Authorize payment of invoices in the amount of \$93,856.68.
3. CITIZEN DISCUSSION FOR ITEMS NOT ON THE AGENDA

IF YOU WISH TO ADDRESS AN AGENDA ITEM, PUBLIC COMMENT FOR EACH ITEM WILL OCCUR AFTER THE INITIAL INFORMATION IS SHARED ON THE MATTER AND INITIAL DELIBERATIONS BY THE PUBLIC BODY. PUBLIC COMMENT WILL OCCUR BEFORE A VOTE ON THE AGENDA ITEM OCCURS.

4. OLD BUSINESS
5. NEW BUSINESS
 - a. Arbor Day and Week Proclamation
 - b. Road Closure – Eric Bartkus
6. BOARD/COMMISSION REPORTS
7. BUDGET REPORT
8. MONTHLY REPORTS
9. MANAGER'S REPORT
10. APPOINTMENTS
11. COUNCIL COMMENTS
12. ADJOURNMENT

NOTE: Any person who wishes to speak on an item included on the printed meeting agenda may do so. Speakers will be recognized by the Chair, at which time they will be allowed five (5) minutes maximum to address the Council. A speaker representing a subdivision association or group will be allowed ten (10) minutes to address the Council.



301 East Main Street
Lowell, Michigan 49331
Phone (616) 897-8457
Fax (616) 897-4085
www.ci.lowell.mi.us

MEMORANDUM

TO: Lowell City Council

FROM: Michael Burns, City Manager

RE: Council Agenda for Monday, March 21, 2022

1. CALL TO ORDER; PLEDGE OF ALLEGIANCE; ROLL CALL

2. CONSENT AGENDA

- Approval of the Agenda.
- Approve and place on file the minutes of the March 7, 2022 Regular and Closed Session City Council meetings.
- Authorize payment of invoices in the amount of \$93,856.68.

3. CITIZEN DISCUSSION FOR ITEMS NOT ON THE AGENDA

IF YOU WISH TO ADDRESS AN AGENDA ITEM, PUBLIC COMMENT FOR EACH ITEM WILL OCCUR AFTER THE INITIAL INFORMATION IS SHARED ON THE MATTER AND INITIAL DELIBERATIONS BY THE PUBLIC BODY. PUBLIC COMMENT WILL OCCUR BEFORE A VOTE ON THE AGENDA ITEM OCCURS.

4. OLD BUSINESS

5. NEW BUSINESS

- a. Arbor Day and Week Proclamation. Mayor DeVore will read the proclamation into record.
- b. Road Closure – Eric Bartkus. Letter is provided by Eric Bartkus.

Recommended Motion: That the Lowell City Council approve this request.

6. BOARD/COMMISSION REPORTS

7. BUDGET REPORTS

8. MONTHLY REPORTS

9. MANAGER'S REPORT

10. APPOINTMENTS

11. COUNCIL COMMENTS

12. ADJOURNMENT

**PROCEEDINGS
OF
CITY COUNCIL
OF THE
CITY OF LOWELL
MONDAY, MARCH 7, 2022, 7:45 P.M.**

1. **CALL TO ORDER; PLEDGE OF ALLEGIANCE; ROLL CALL.**

The Meeting was called to order at 7:45 p.m. by Mayor DeVore and Clerk Susan Ullery called roll.

Present: Councilmembers Marty Chambers, Councilmember Jim Salzwedel, Councilmember Cliff Yankovich, Leah Groves and Mayor Mike DeVore.

Absent: None.

Also Present: City Manager Michael Burns, Chief of Police Chris Hurst, Clerk Susan Ullery, DPW Director Dan Czarnecki.

2. **APPROVAL OF THE CONSENT AGENDA.**

- Approval of the Agenda as written.
- Approve and place on file the regular minutes of the February 22, 2022 Zoning Board of Appeals and City Council meetings.
- Authorize payment of invoices in the amount of \$497,127.28.

IT WAS MOVED BY GROVES and seconded by SALZWEDEL to approve the consent agenda as written.

YES: Councilmember Chambers, Councilmember Yankovich, Mayor DeVore, Leah Groves and Councilmember Salzwedel.

NO: None.

ABSENT: None.

MOTION CARRIED.

3. **CITIZEN COMMENTS FOR ITEMS NOT ON THE AGENDA.**

Lowell City Clerk, Sue Ullery, read into record a letter from James Pfaller who resides at 810 Bowes Road stating his concerns with Lowell Area Recreation Authority's (LARA) funding of the trails future maintenance.

Councilmember Yankovich stated LARA is working on addressing the trails future maintenance.

City Manager Michael Burns stated he has never seen resident tax dollars funded to this.

Mayor DeVore stated funding for the police and fire have never been cut since he has been on Council.

Bob Rogers who resides at 1319 Cumberland and 451 Grand, gave an update on skate park project.

4. **OLD BUSINESS**

a. **Legislative Update- Senator Winnie Brinks.**

Senator Winnie Brinks provided a legislative update and thanked the Councilmembers for their well-managed service to the community. The State budget is currently being worked on.

b. **MERS- 2020/2021 Actuarial Presentation.**

City Manager Michael Burns introduced Mike Oberley, MERS Regional Manager who provided an update to the previous fiscal year's pension actuarial for the City of Lowell. He also presented the actuarial reports for the proposed extension to our unfunded pension liability.

c. **MERS – Extending Deadline for Unfunded Pension Liability.**

City Manager Michael Burns provided projections over 18 and 23 year time period for some different scenarios in funding the liability between all of our funds within the city, as well as an attached agreement to extend the amortization period from 18 to 23 years.

IT WAS MOVED BY CHAMBERS and seconded by SALZWEDEL that Lowell City Council approve the Amortization Extension agreement with MERS as presented.

YES: Mayor DeVore, Councilmember Salzwedel, Councilmember Yankovich, Councilmember Chambers, and Councilmember Groves.

NO: None.

ABSENT: None.

MOTION CARRIED.

5. **NEW BUSINESS**

a. **LCTV Recommendation.**

LCTV Endowment Board Chairperson, Dennis Kent advised the Council of the board's recommendations for the LCTV Endowment grant funds which were as follows:

City of Lowell-- LCTV Fund Administrative Expenses - \$4000.00
City of Lowell --Front Entry Replacement at 325 W. Main - \$25,000.00
Fallasburg Historical Society – Misner House Climate Control - \$1958.50.
Flat River Outreach Ministries – FROM Storage Project - \$6,200.00
Impact Church – Skate Park Renovation/Remodel - \$30,000.00
Lowell Area Fire Department – Firefighter Body Armor - \$6,846.00
Lowell Area Historical Museum – Historic District Building History Project - \$9,000.00
Lowell Area Arts Council – Technology Upgrades - \$2,630.00
Lowell Police Department – Bola Wrap System - \$10,596.85.
Lowell Open Table – To-go Containers - \$1,500.00
Vergennes Township – Handicap Access to Building - \$5,800.00
YMCA of Greater GR – LiveStrong at the Lowell Family YMCA- Supplies - \$600.00

IT WAS MOVED BY CHAMBERS and seconded by YANKOVICH that Lowell City Council approve the LCTV Endowment Fund recommendations in the amount of \$104,131.35 as presented.

YES: Councilmember Salzwedel, Councilmember Yankovich, Councilmember Chambers, Councilmember Groves and Mayor DeVore.

NO: None.

ABSENT: None.

MOTION CARRIED.

b. Rezoning of 115 Riverside- Ordinance 22-01.

City Manager Michael Burns stated as part of the redevelopment of the soon to be former city-owned property at 115 Riverside Drive, the parcel needs to be rezoned from a public facility (PF) to C-2 Central Business District. At the February 14, Planning Commission meeting they made a recommendation to the City Council to rezone the property from PF to C-2.

IT WAS MOVED BY YANKOVICH and seconded by SALZWEDEL that the Lowell City Council approve Ordinance 22-01, rezoning 115 Riverside Drive as presented.

YES: Councilmember Yankovich, Councilmember Chambers, Councilmember Groves, Mayor DeVore and Councilmember Salzwedel.

NO: None.

ABSENT: None.

MOTION CARRIED.

c. Sewer Cleaning.

DPW Director Dan Czarnecki read his memo regarding the sewer cleaning stating several years ago, the City of Lowell received a Storm Water, Asset Management, and Wastewater (SAW) Grant from EGLE (formerly Michigan DEQ). The grant was utilized to review our storm water and sanitary sewer systems, find problem areas, and develop an asset management program to continue the monitoring, maintenance and improvements of each system. In order to keep our system functioning at its optimum design capacity, we would like to work towards cleaning our entire system again.

IT WAS MOVED BY CHAMBERS and seconded by YANKOVICH that the Lowell City Council approve the Sanitary Sewer Cleaning quote from Plummer's Environmental Services, Inc., Byron Center, as proposed in their quote dated January 6, 2022, for the amount of \$124,155. to be spread over a three-year period. presented.

YES: Councilmember Chambers, Councilmember Groves, Mayor DeVore, Councilmember Salzwedel and Councilmember Yankovich.

NO: None.

ABSENT: None.

MOTION CARRIED.

6. BOARD/COMMISSION REPORTS.

Councilmember Groves stated she has a Chamber of Commerce meeting tomorrow and wanted to thank Council for moving forward on the Skate Park.

Councilmember Chamber will be sitting in for Councilmember Salzwedel at Lowell Light & Power meeting.

Mayor Devore stated DDA is cancelled and Fire Authority is Thursday.

7. **BUDGET REPORT.**

There was nothing new.

8. **MANAGER'S REPORT.**

City Manager Michael Burns reported on the following:

- River City Cannabis has had no odor issues since the last citation on February 22, 2022. They were sent a certified letter last week. They need to complete their modification to their odor mitigation plan and then submit that to Andy Moore with Williams and Works. They also need to retain the services of an industrial hygienist to figure out where the odor is leaving the site and have a third party expert sign off on it. They also need to give us a weekly report.
- Revenue Sharing – with the population increase, we will see about \$70,000 more from this year to next year. Plan is to make an extra pension payment with it as long as no one objects to that.
- Still do not know the amount we are receiving on excise tax but should hear something soon.
- Looking at changing email address, working on it with Betsy.
- DPW – clearing snow off some banks in town and damaged some lawns, they will be fixed in the Spring.

9. **APPOINTMENTS.**

There are no new appointments.

10. **COUNCIL COMMENTS.**

Councilmember Salzwedel wanted to congratulate the wrestling team! Nine years in a row, that is an awesome feat!

Councilmember Yankovich went to the Lowell High School play, The Wizard of Oz. It was great and there are three more days to see it. There are 80 plus kids involved.

11. **MOTION TO GO INTO CLOSED SESSION.**

IT WAS MOVED BY SALWEDEL and seconded by GROVES to go into closed session at 8:18 p.m.

12. **MOTION TO GO BACK INTO OPEN SESSION.**

IT WAS MOVED BY YANKOVICH and seconded by Groves to go back into open session at 8:34 p.m.

13. ADJOURNMENT.

IT WAS MOVED SALZWEDEL and seconded by CHAMBERS to adjourn at 8:35 p.m.

DATE:

APPROVED:

Mike DeVore, Mayor

Sue Ullery, Lowell City Clerk

**CITY OF LOWELL
KENT COUNTY, MICHIGAN**

ORDINANCE NO. 22-01

AN ORDINANCE TO AMEND THE CITY OF LOWELL ZONING ORDINANCE MAP AS ESTABLISHED BY SECTION 3.02, "DISTRICT BOUNDARIES," OF CHAPTER 3, "ZONING DISTRICTS – GENERAL," OF APPENDIX A, "ZONING," OF THE CODE OF ORDINANCES OF THE CITY OF LOWELL TO REZONE 115 RIVERSIDE DRIVE SE FROM PF PUBLIC FACILITIES TO C-2 CENTRAL BUSINESS DISTRICT

Councilmember YANKOVICH, supported by Councilmember SALZWEDEL moved the adoption of the following ordinance:

THE CITY OF LOWELL ORDAINS:

Section 1. Amendment to the Zoning Ordinance Map Established by Section 3.02 of Chapter 3. The Zoning Ordinance Map Established by Section 3.02, "District boundaries," of Chapter 3, "Zoning Districts - General," of Appendix A, "Zoning," of the Code of Ordinance of the City of Lowell is amended to amend the zone district classification of real property located at 115 Riverside Drive SE, Permanent Parcel No. 41-20-02-403-027, from its existing classification of PF Public Facilities to C-2 Central Business District.

Section 2. Publication. After its adoption, the City Clerk shall publish this ordinance or a summary thereof, as permitted by law, along with its date of adoption in the *Lowell Ledger*, a newspaper of general circulation in the City, at least ten (10) days before its effective date.

Section 3. Effective Date. This ordinance shall take effect ten (10) days after it, or a summary thereof, as permitted by law, along with the date of its adoption, is published in the *Lowell Ledger*, a newspaper of general circulation in the City.

YEAS: Councilmembers Yankovich, Chambers, Groves, Mayor DeVore and
Councilmember Salzwedel

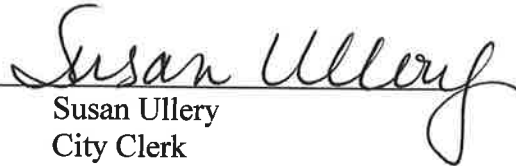
NAYS: Councilmembers None

ABSTAIN: Councilmembers None

ABSENT: Councilmembers None

ORDINANCE DECLARED ADOPTED.

Dated: March 7, 2022


Susan Ullery
City Clerk

CERTIFICATION

I, the undersigned City Clerk of the City of Lowell, Michigan (the "City"), certify that the above ordinance is a true and complete copy of an ordinance adopted at a regular meeting of the Lowell City Council held on March 7, 2022, pursuant to notice given in compliance with Act 267 of the Public Acts of Michigan of 1976, as amended, and notice of its adoption, including a summary of its contents and its effective date, was published in the *Lowell Ledger*, on March 16, 2022. I further certify that the above ordinance was entered into the Ordinance Book of the City on March 26, 2022, and was effective March 26, 2022, ten (10) days after publication.

Dated: March 7, 2022


Susan Ullery
City Clerk

03/18/2022 11:40 AM
User: LORI
DB: Lowell

INVOICE APPROVAL BY INVOICE REPORT FOR CITY OF LOWELL
EXP CHECK RUN DATES 03/04/2022 - 03/18/2022
BOTH JOURNALIZED AND UNJOURNALIZED
BOTH OPEN AND PAID - CHECK TYPE: PAPER CHECK

Page: 1/3

Vendor Code	Vendor Name	Description	Amount
Invoice			
00007	ADT SECURITY SYSTEMS, INC.		
3/16/2022	WTP SECURITY		133.53
TOTAL FOR: ADT SECURITY SYSTEMS, INC.			133.53
10810	ANGEL ARMOR		
8979	LPD EQUIPMENT		1,275.66
TOTAL FOR: ANGEL ARMOR			1,275.66
00065	BOUWHUIS SUPPLY, INC.		
63192	DPW & PARKS TOWELS		364.05
TOTAL FOR: BOUWHUIS SUPPLY, INC.			364.05
00084	CANFIELD PLUMBING & HEATING IN		
3/1/2022	STATEMENT FOR INV#33140898		195.00
33140898	CAMERA WORK AT 525 N HUDSON		195.00
TOTAL FOR: CANFIELD PLUMBING & HEATING IN			390.00
10509	CONSUMERS ENERGY		
FEB	ACCOUNT STATEMENT		21.65
MARCH 2022	ACCOUNT STATEMENTS		20,436.53
TOTAL FOR: CONSUMERS ENERGY			20,458.18
00132	D&D TRUCKING ACQUISITION, LLC		
34471	#14 CEMETERY TRUCK R & M		433.05
34478	#11 COLD PATCH TRUCK R & M		6,265.61
TOTAL FOR: D&D TRUCKING ACQUISITION, LLC			6,698.66
10640	DEVORE, MICHAEL		
3/16/2022	CONFERENCE MILEAGE & MEALS		111.54
TOTAL FOR: DEVORE, MICHAEL			111.54
10713	EPS SECURITY		
A1288058	WTP VIDEO SERVICE		225.00
TOTAL FOR: EPS SECURITY			225.00
10670	FAHEY SCHULTZ BURZYCH RHODES PLC		
1718	LEGAL SERVICES		2,936.50
TOTAL FOR: FAHEY SCHULTZ BURZYCH RHODES PLC			2,936.50
10673	FERGUSON WATERWORKS		
0148103	REMOTE RADIOS FOR METERS		1,144.90
0148197	1245 W MAIN METER PARTS		134.10
0148197-1	1245 W MAIN1-1/2" METER		794.20
0149760	METER INSTALL INVENTORY		615.72
TOTAL FOR: FERGUSON WATERWORKS			2,688.92
10211	FIRE PROS INC.		
INV-1837361	MUSEUM SPRINKLER SYSTEM INSPECTION		179.00
INV-1837828	MUSEUM ALRM INSPECTION		340.00
TOTAL FOR: FIRE PROS INC.			519.00
01517	GR CITY TREASURER		
22002483	FEB 2022 PARKING VALIDATION		54.70
TOTAL FOR: GR CITY TREASURER			54.70
00248	HOOPER PRINTING, LLC		
63950	BUSINESS CARDS - CHAMBERS		41.34
TOTAL FOR: HOOPER PRINTING, LLC			41.34

User: LORI

EXP CHECK RUN DATES 03/04/2022 - 03/18/2022

DB: Lowell

BOTH JOURNALIZED AND UNJOURNALIZED

BOTH OPEN AND PAID - CHECK TYPE: PAPER CHECK

Vendor Code	Vendor Name	Invoice	Description	Amount
00262	IDEXX DISTRIBUTION CORP.	3101763405	WTP SUPPLIES	1,013.86
TOTAL FOR: IDEXX DISTRIBUTION CORP.				1,013.86
00300	KENT COUNTY TREASURER	3/18/2022	FEB TRAILER FEES	297.50
TOTAL FOR: KENT COUNTY TREASURER				297.50
10627	KIESLER'S POLICE SUPPLY, INC	IN183915	LPD AMMO	1,617.04
		IN186447	POLICE AMMO	1,352.60
TOTAL FOR: KIESLER'S POLICE SUPPLY, INC				2,969.64
00330	LOWELL LEDGER	2/28/2022	ACCOUNT STATMENT	152.77
TOTAL FOR: LOWELL LEDGER				152.77
00352	LUBRICATION ENGINEERS INC.	IN469295	WWTP ANNUAL EQUIP LUBRICANT	3,361.10
TOTAL FOR: LUBRICATION ENGINEERS INC.				3,361.10
01794	MUNDT, THERESA	3/15/2022	SEWING FOR POLICE DEPT	252.00
TOTAL FOR: MUNDT, THERESA				252.00
01499	NAPA AUTO PARTS	2/28/2022	ACCOUNT STATEMENT	163.26
TOTAL FOR: NAPA AUTO PARTS				163.26
10898	POINT BROADBAND	5267-20220317-1	INTERNET SERVICES	319.99
TOTAL FOR: POINT BROADBAND				319.99
00859	PRINTING SYSTEMS	222018	VOTER ID CARDS	175.26
TOTAL FOR: PRINTING SYSTEMS				175.26
10762	PROFESSIONAL CODE INSPECTIONS OF MI	220002	PERMIT FEES - FEB 2022	3,321.90
TOTAL FOR: PROFESSIONAL CODE INSPECTIONS OF MI				3,321.90
02331	PROGRESSIVE HEATING COOLING, CORP.	2020494	LIBRARY SERVICE CALL	400.37
TOTAL FOR: PROGRESSIVE HEATING COOLING, CORP.				400.37
10133	RED CREEK WASTE SERVICES INC.	22R00703	TRASH SERVICE	364.81
TOTAL FOR: RED CREEK WASTE SERVICES INC.				364.81
10732	REVIZE LLC	13211	WESITE & CMS TECH SUPPORT	1,800.00
TOTAL FOR: REVIZE LLC				1,800.00
10378	RUESINK, KATHIE	388337-38338	CLEANING 2/18 - 3/3/2022	690.00
		388339/338340	CLEANING 3/4 - 3/17/22	720.00
TOTAL FOR: RUESINK, KATHIE				1,410.00

03/18/2022 11:40 AM
User: LORI
DB: Lowell

INVOICE APPROVAL BY INVOICE REPORT FOR CITY OF LOWELL
EXP CHECK RUN DATES 03/04/2022 - 03/18/2022
BOTH JOURNALIZED AND UNJOURNALIZED
BOTH OPEN AND PAID - CHECK TYPE: PAPER CHECK

Page: 3/3

Vendor Code	Vendor Name Invoice	Description	Amount
10856	SABO PR 4913	FEB 2022 STATEMENT	310.95
TOTAL FOR: SABO PR			310.95
10042	SAWYER ENGINE & COMPRESSOR INC. 59455	NE PUMP STATION COMPRESSOR HEAD REBUILD	627.45
TOTAL FOR: SAWYER ENGINE & COMPRESSOR INC.			627.45
10849	SMART BUSINESS SOURCE OE-48547-2	OFFICE SUPPLIES	123.06
TOTAL FOR: SMART BUSINESS SOURCE			123.06
02232	STATE OF MICHIGAN 3/15/2022	2021 IFT	24,568.10
TOTAL FOR: STATE OF MICHIGAN			24,568.10
10341	STATE OF MICHIGAN 551-596692 551-597038	SOR REGISTRATION FEB 2022 LIVE SCAN FEBRUARY 2022	120.00 519.00
TOTAL FOR: STATE OF MICHIGAN			639.00
10543	TRACTOR SUPPLY CREDIT PLAN FEB 2022	ACCOUN STATEMENT	425.73
TOTAL FOR: TRACTOR SUPPLY CREDIT PLAN			425.73
10459	TRANSUNION RISK AND ALTERNATIVE 181229-202202-1	ACCOUNT STATEMENT FEB 2022	220.00
TOTAL FOR: TRANSUNION RISK AND ALTERNATIVE			220.00
00930	TRUCK & TRAILER SPECIALTIES DSO009309	PLOW TRUCK SCRAPER BLADES	393.12
TOTAL FOR: TRUCK & TRAILER SPECIALTIES			393.12
10860	ULINE 64761203	FIRST AID SUPPLIES DPW	80.76
TOTAL FOR: ULINE			80.76
00651	USA BLUE BOOK 883670	SPECIAL SOCKETS CLAMPS	244.83
TOTAL FOR: USA BLUE BOOK			244.83
02203	VISA FEB 2022	MERCANTILE VISA STATEMENT	4,263.09
TOTAL FOR: VISA			4,263.09
00692	WILLIAMS & WORKS INC. 93737	MONROE ST IMPROVEMENTS	6,256.30
TOTAL FOR: WILLIAMS & WORKS INC.			6,256.30
10567	WOLF KUBOTA BYR-106171 BYR-106172	#54 MOWER R & M #53 (OLD) R & M	1,637.71 2,167.04
TOTAL FOR: WOLF KUBOTA			3,804.75
TOTAL - ALL VENDORS			93,856.68

03/18/2022 11:41 AM
User: LORI
DB: Lowell

INVOICE GL DISTRIBUTION REPORT FOR CITY OF LOWELL
EXP CHECK RUN DATES 03/04/2022 - 03/18/2022
BOTH JOURNALIZED AND UNJOURNALIZED
BOTH OPEN AND PAID

Page: 1/4

GL Number	Invoice Line Desc	Vendor	Invoice Description	Amount	Check #
Fund 101 GENERAL FUND					
Dept 000					
101-000-084.015	DUE FROM FIRE AUTHORITY	POINT BROADBAND	INTERNET SERVICES	29.49	76921
101-000-085.000	DUE FROM LIGHT & POWER	POINT BROADBAND	INTERNET SERVICES	60.46	76921
101-000-222.000	DUE TO COUNTY-TRAILER FEE	KENT COUNTY TREASURER	FEB TRAILER FEES	59.50	76915
101-000-225.000	DUE TO SET -TRAILER FEES	KENT COUNTY TREASURER	FEB TRAILER FEES	238.00	76915
Total For Dept 000				387.45	
Dept 101 COUNCIL					
101-101-727.000	OFFICE SUPPLIES	HOOPER PRINTING, LLC	BUSINESS CARDS - CHAMBERS	41.34	76913
101-101-864.000	CONFERENCES & CONVENTIONS	VISA	MERCANTILE VISA STATEMENT	444.69	76938
101-101-864.000	CONFERENCES & CONVENTIONS	DEVORE, MICHAEL	CONFERENCE MILEAGE & MEAL	111.54	76907
Total For Dept 101 COUNCI				597.57	
Dept 172 MANAGER					
101-172-801.000	PROFESSIONAL SERVICES	SABO PR	FEB 2022 STATEMENT	310.95	76928
101-172-955.000	MISCELLANEOUS EXPENSE	VISA	MERCANTILE VISA STATEMENT	56.36	76938
Total For Dept 172 MANAGE				367.31	
Dept 191 ELECTIONS					
101-191-740.000	OPERATING SUPPLIES	PRINTING SYSTEMS	VOTER ID CARDS	175.26	76922
Total For Dept 191 ELECTI				175.26	
Dept 209 ASSESSOR					
101-209-900.000	PRINTING	LOWELL LEDGER	ACCOUNT STATMENT	90.95	76917
Total For Dept 209 ASSESS				90.95	
Dept 210 ATTORNEY					
101-210-802.000	LABOR RELATIONS ATTORNEY	FAHEY SCHULTZ BURZYCH RHO	LEGAL SERVICES	2,936.50	76909
Total For Dept 210 ATTORN				2,936.50	
Dept 215 CLERK					
101-215-864.000	CONFERENCES & CONVENTIONS	VISA	MERCANTILE VISA STATEMENT	570.00	76938
Total For Dept 215 CLERK				570.00	
Dept 265 CITY HALL					
101-265-727.000	OFFICE SUPPLIES	VISA	MERCANTILE VISA STATEMENT	100.06	76938
101-265-730.000	POSTAGE	VISA	MERCANTILE VISA STATEMENT	1,645.80	76938
101-265-740.000	OPERATING SUPPLIES	SMART BUSINESS SOURCE	OFFICE SUPPLIES	61.53	76930
101-265-802.000	CONTRACTUAL	RUESINK, KATHIE	CLEANING 2/18 - 3/3/2022	360.00	76899
101-265-802.000	CONTRACTUAL	RED CREEK WASTE SERVICES	TRASH SERVICE	73.45	76925
101-265-802.000	CONTRACTUAL	RUESINK, KATHIE	CLEANING 3/4 - 3/17/22	360.00	76927
101-265-850.000	COMMUNICATIONS	POINT BROADBAND	INTERNET SERVICES	44.99	76921
101-265-920.000	PUBLIC UTILITIES	CONSUMERS ENERGY	ACCOUNT STATEMENTS	8,136.57	76900
Total For Dept 265 CITY H				10,782.40	
Dept 301 POLICE DEPARTMENT					
101-301-626.000	REPORTS & FINGERPRINT FEE	STATE OF MICHIGAN	LIVE SCAN FEBRUARY 2022	519.00	76932
101-301-660.002	SEX OFFENDER FEES	STATE OF MICHIGAN	SOR REGISTRATION FEB 2022	120.00	76932
101-301-743.000	AMMUNITION	KIESLER'S POLICE SUPPLY,	LPD AMMO	1,617.04	76916
101-301-743.000	AMMUNITION	KIESLER'S POLICE SUPPLY,	POLICE AMMO	1,352.60	76916
101-301-744.000	UNIFORMS	MUNDT, THERESA	SEWING FOR POLICE DEPT	252.00	76919
101-301-850.000	COMMUNICATIONS	POINT BROADBAND	INTERNET SERVICES	44.98	76921
101-301-931.000	R & M POLICE CARS	NAPA AUTO PARTS	ACCOUNT STATEMENT	20.94	76920
101-301-955.000	MISCELLANEOUS EXPENSE	TRANSUNION RISK AND ALTER	ACCOUNT STATEMENT FEB 202	220.00	76934
101-301-955.000	MISCELLANEOUS EXPENSE	GR CITY TREASURER	FEB 2022 PARKING VALIDATI	54.70	76912
101-301-984.000	EQUIPMENT	ANGEL ARMOR	LPD EQUIPMENT	1,275.66	76902
Total For Dept 301 POLICE				5,476.92	
Dept 400 PLANNING & ZONING					
101-400-801.000	PROFESSIONAL SERVICES	LOWELL LEDGER	ACCOUNT STATMENT	61.82	76917
Total For Dept 400 PLANNI				61.82	
Dept 441 DEPARTMENT OF PUBLIC WORKS					
101-441-740.000	OPERATING SUPPLIES	ULINE	FIRST AID SUPPLIES DPW	80.76	76936

03/18/2022 11:41 AM
User: LORI
DB: Lowell

INVOICE GL DISTRIBUTION REPORT FOR CITY OF LOWELL
EXP CHECK RUN DATES 03/04/2022 - 03/18/2022
BOTH JOURNALIZED AND UNJOURNALIZED
BOTH OPEN AND PAID

Page: 2/4

GL Number	Invoice Line Desc	Vendor	Invoice Description	Amount	Check #
Fund 101 GENERAL FUND					
Dept 441 DEPARTMENT OF PUBLIC WORKS					
101-441-740.000	OPERATING SUPPLIES	BOUWHUIS SUPPLY, INC.	DPW & PARKS TOWELS	226.17	76903
101-441-802.000	CONTRACTUAL	RED CREEK WASTE SERVICES	TRASH SERVICE	238.86	76925
101-441-850.000	COMMUNICATIONS	POINT BROADBAND	INTERNET SERVICES	29.49	76921
101-441-920.000	PUBLIC UTILITIES	CONSUMERS ENERGY	ACCOUNT STATEMENTS	1,579.53	76900
101-441-920.000	PUBLIC UTILITIES	CONSUMERS ENERGY	ACCOUNT STATEMENTS	2,245.75	76900
Total For Dept 441 DEPART				4,400.56	
Dept 747 CHAMBER/RIVERWALK					
101-747-920.000	CHAMBER UTILITIES	CONSUMERS ENERGY	ACCOUNT STATEMENTS	331.26	76900
Total For Dept 747 CHAMBE				331.26	
Dept 751 PARKS					
101-751-740.000	OPERATING SUPPLIES	BOUWHUIS SUPPLY, INC.	DPW & PARKS TOWELS	137.88	76903
Total For Dept 751 PARKS				137.88	
Dept 790 LIBRARY					
101-790-740.000	OPERATING SUPPLIES	SMART BUSINESS SOURCE	OFFICE SUPPLIES	61.53	76930
101-790-802.000	CONTRACTUAL	RUESINK, KATHIE	CLEANING 2/18 - 3/3/2022	330.00	76899
101-790-802.000	CONTRACTUAL	RED CREEK WASTE SERVICES	TRASH SERVICE	52.50	76925
101-790-802.000	CONTRACTUAL	RUESINK, KATHIE	CLEANING 3/4 - 3/17/22	360.00	76927
101-790-920.000	PUBLIC UTILITIES	CONSUMERS ENERGY	ACCOUNT STATEMENTS	3,643.71	76900
101-790-930.000	REPAIR & MAINTENANCE	PROGRESSIVE HEATING COOLI	LIBRARY SERVICE CALL	400.37	76924
Total For Dept 790 LIBRAR				4,848.11	
Dept 804 MUSEUM					
101-804-887.000	CONTRIBUTIONS & MAINTENAN	FIRE PROS INC.	MUSEUM SPRINKLER SYSTEM I	179.00	76911
101-804-887.000	CONTRIBUTIONS & MAINTENAN	CONSUMERS ENERGY	ACCOUNT STATEMENTS	1,941.11	76900
101-804-887.000	CONTRIBUTIONS & MAINTENAN	FIRE PROS INC.	MUSEUM ALRM INSPECTION	340.00	76911
Total For Dept 804 MUSEUM				2,460.11	
Total For Fund 101 GENERA				33,624.10	
Fund 202 MAJOR STREET FUND					
Dept 450 CAPITAL OUTLAY					
202-450-970.000	CAPITAL OUTLAY	WILLIAMS & WORKS INC.	MONROE ST IMPROVEMENTS	2,085.44	76939
Total For Dept 450 CAPITA				2,085.44	
Total For Fund 202 MAJOR				2,085.44	
Fund 249 BUILDING INSPECTION FUND					
Dept 371 BUILDING INSPECTION DEPARTMENT					
249-371-802.000	CONTRACTUAL	PROFESSIONAL CODE INSPECT	PERMIT FEES - FEB 2022	3,321.90	76923
Total For Dept 371 BUILDI				3,321.90	
Total For Fund 249 BUILDI				3,321.90	
Fund 581 AIRPORT FUND					
Dept 000					
581-000-920.000	PUBLIC UTILITIES	CONSUMERS ENERGY	ACCOUNT STATEMENT	21.65	76905
581-000-955.000	MISCELLANEOUS EXPENSE	POINT BROADBAND	INTERNET SERVICES	51.60	76921
Total For Dept 000				73.25	
Total For Fund 581 AIRPOR				73.25	
Fund 590 WASTEWATER FUND					
Dept 000					
590-000-043.000	DUE FROM EARTH TECH	POINT BROADBAND	INTERNET SERVICES	29.49	76921
Total For Dept 000				29.49	
Dept 550 TREATMENT					
590-550-930.000	REPAIR & MAINTENANCE	LUBRICATION ENGINEERS INC	WWTP ANNUAL EQUIP LUBRICA	3,361.10	76918
Total For Dept 550 TREATM				3,361.10	
Dept 551 COLLECTION					
590-551-740.000	OPERATING SUPPLIES	CANFIELD PLUMBING & HEATI	STATEMENT FOR INV#3314089	195.00	76904
590-551-930.000	REPAIR & MAINTENANCE	CANFIELD PLUMBING & HEATI	CAMERA WORK AT 525 N HUDS	195.00	76904

GL Number	Invoice Line Desc	Vendor	Invoice Description	Amount	Check #
Fund 590 WASTEWATER FUND					
Dept 551 COLLECTION					
590-551-930.000	REPAIR & MAINTENANCE	FERGUSON WATERWORKS	1245 W MAIN METER PARTS	67.05	76910
590-551-930.000	REPAIR & MAINTENANCE	FERGUSON WATERWORKS	REMOTE RADIOS FOR METERS	572.45	76910
590-551-930.000	REPAIR & MAINTENANCE	FERGUSON WATERWORKS	1245 W MAIN1-1/2" METER	397.10	76910
590-551-930.000	REPAIR & MAINTENANCE	FERGUSON WATERWORKS	METER INSTALL INVENTORY	307.86	76910
590-551-970.000	CAPITAL OUTLAY	WILLIAMS & WORKS INC.	MONROE ST IMPROVEMENTS	2,085.43	76939
Total For Dept 551 COLLEC				3,819.89	
Total For Fund 590 WASTEW				7,210.48	
Fund 591 WATER FUND					
Dept 570 TREATMENT					
591-570-740.000	OPERATING SUPPLIES	IDEXX DISTRIBUTION CORP.	WTP SUPPLIES	1,013.86	76914
591-570-802.000	CONTRACTUAL	EPS SECURITY	WTP VIDEO SERVICE	225.00	76908
591-570-802.000	CONTRACTUAL	ADT SECURITY SYSTEMS, INC	WTP SECURITY	133.53	76901
591-570-850.000	COMMUNICATIONS	POINT BROADBAND	INTERNET SERVICES	29.49	76921
591-570-920.000	PUBLIC UTILITIES	CONSUMERS ENERGY	ACCOUNT STATEMENTS	1,547.61	76900
Total For Dept 570 TREATM				2,949.49	
Dept 571 DISTRIBUTION					
591-571-740.000	OPERATING SUPPLIES	TRACTOR SUPPLY CREDIT PLA	ACCOUN STATEMENT	353.91	76933
591-571-864.000	CONFERENCES & CONVENTIONS	VISA	MERCANTILE VISA STATEMENT	1,446.18	76938
591-571-920.000	PUBLIC UTILITIES	CONSUMERS ENERGY	ACCOUNT STATEMENTS	463.23	76900
591-571-920.000	PUBLIC UTILITIES	CONSUMERS ENERGY	ACCOUNT STATEMENTS	547.76	76900
591-571-930.000	REPAIR & MAINTENANCE	TRACTOR SUPPLY CREDIT PLA	ACCOUN STATEMENT	71.82	76933
591-571-930.000	REPAIR & MAINTENANCE	FERGUSON WATERWORKS	1245 W MAIN METER PARTS	67.05	76910
591-571-930.000	REPAIR & MAINTENANCE	FERGUSON WATERWORKS	REMOTE RADIOS FOR METERS	572.45	76910
591-571-930.000	REPAIR & MAINTENANCE	FERGUSON WATERWORKS	1245 W MAIN1-1/2" METER	397.10	76910
591-571-930.000	REPAIR & MAINTENANCE	FERGUSON WATERWORKS	METER INSTALL INVENTORY	307.86	76910
591-571-930.000	REPAIR & MAINTENANCE	SAWYER ENGINE & COMPRESSO	NE PUMP STATION COMPRESSO	627.45	76929
591-571-930.000	REPAIR & MAINTENANCE	USA BLUE BOOK	SPECIAL SOCKETS CLAMPS	244.83	76937
591-571-970.000	CAPITAL OUTLAY	WILLIAMS & WORKS INC.	MONROE ST IMPROVEMENTS	2,085.43	76939
Total For Dept 571 DISTRI				7,185.07	
Total For Fund 591 WATER				10,134.56	
Fund 636 DATA PROCESSING FUND					
Dept 000					
636-000-802.000	CONTRACTUAL	REVIZE LLC	WESITE & CMS TECH SUPPORT	1,800.00	76926
Total For Dept 000				1,800.00	
Total For Fund 636 DATA P				1,800.00	
Fund 661 EQUIPMENT FUND					
Dept 895 FLEET MAINT. & REPLACEMENT					
661-895-930.000	REPAIR & MAINTENANCE	D&D TRUCKING ACQUISITION, #14	CEMETERY TRUCK R & M	433.05	76906
661-895-930.000	REPAIR & MAINTENANCE	TRUCK & TRAILER SPECIALTI	PLOW TRUCK SCRAPER BLADES	393.12	76935
661-895-930.000	REPAIR & MAINTENANCE	NAPA AUTO PARTS	ACCOUNT STATEMENT	142.32	76920
661-895-930.000	REPAIR & MAINTENANCE	D&D TRUCKING ACQUISITION, #11	COLD PATCH TRUCK R &	6,265.61	76906
661-895-930.000	REPAIR & MAINTENANCE	WOLF KUBOTA	#53 (OLD) R & M	2,167.04	76940
661-895-930.000	REPAIR & MAINTENANCE	WOLF KUBOTA	#54 MOWER R & M	1,637.71	76940
Total For Dept 895 FLEET				11,038.85	
Total For Fund 661 EQUIPM				11,038.85	
Fund 703 CURRENT TAX COLLECTION FUND					
Dept 000					
703-000-274.001	UNDISTRIBUTED PA 198 TAXE	STATE OF MICHIGAN	2021 IFT	24,568.10	76931
Total For Dept 000				24,568.10	
Total For Fund 703 CURREN				24,568.10	

03/18/2022 11:41 AM
User: LORI
DB: Lowell

INVOICE GL DISTRIBUTION REPORT FOR CITY OF LOWELL
EXP CHECK RUN DATES 03/04/2022 - 03/18/2022
BOTH JOURNALIZED AND UNJOURNALIZED
BOTH OPEN AND PAID

Page: 4/4

GL Number	Invoice Line Desc	Vendor	Invoice Description	Amount	Check #
<hr/>					
Fund Totals:					
			Fund 101 GENERAL FUND	33,624.10	
			Fund 202 MAJOR STREET FUN	2,085.44	
			Fund 249 BUILDING INSPECT	3,321.90	
			Fund 581 AIRPORT FUND	73.25	
			Fund 590 WASTEWATER FUND	7,210.48	
			Fund 591 WATER FUND	10,134.56	
			Fund 636 DATA PROCESSING	1,800.00	
			Fund 661 EQUIPMENT FUND	11,038.85	
			Fund 703 CURRENT TAX COLL	24,568.10	
				<hr/>	
				93,856.68	



301 East Main Street
Lowell, Michigan 49331
Phone (616) 897-8457
Fax (616) 897-4085

ARBOR DAY AND WEEK PROCLAMATION

Whereas, in 1872, J Sterling Morton proposed to the Nebraska Board of Agriculture that a special day be set aside for the planting of trees, and

Whereas, the holiday, called Arbor Day, was first observed with the planting of more than a million trees in Nebraska, and

Whereas, Arbor Day is now observed throughout the nation and the world, and

Whereas, trees can reduce the erosion of our precious topsoil by wind and water, lower our heating and cooling costs, moderate the temperature, clean the air, produce oxygen and provide habitat for wildlife, and

Whereas, trees are a renewable resource giving us paper, wood for our homes, fuel for our fires and countless other wood products, and

Whereas, trees in our city increase property values, enhance the economic vitality of business areas, and beautify our community, and

Whereas, trees, wherever they are planted, are a source of joy and spiritual renewal,

Now, Therefore, Be It Resolved, that I, Mike DeVore, Mayor of the City of Lowell do hereby proclaim every last Friday in April as Arbor Day in the City Lowell and I urge all citizens to celebrate Arbor Day and to support efforts to protect our trees and woodlands, and

Further, I urge all citizens to plant and care for trees to gladden the heart and promote the well-being of this and future generations.

Dated this 29th day of April in the year 2022.

Mike DeVore, Mayor
City of Lowell

March 18, 2022

Mr. Mike Burns

City Manager

Lowell Michigan

Dear Mr. Burns,

Ability Weavers LLC would like to host the third annual Lowell Weaving Fair on July 30, 2022 on Riverside Drive north of Main Street. This has been a successful event in the past and should have more vendors and attendees this year.

We would like to have a section of the road closed from the Backwater cafe trash bin to the north side of Lowell Light and Power. This is the same section as in previous years. This does not interfere with the city parking lot or Backwater cafe parking.

Times of closure requested are 8am until 5pm.

Please consider at your next city council meeting.

Thank you,

Eric Bartkus

Eric and Beryl Bartkus

215 West Main street

616 240 0227 phone

REVENUE AND EXPENDITURE REPORT FOR CITY OF LOWELL
 PERIOD ENDING 02/28/2022

GL NUMBER	DESCRIPTION	2021-22 AMENDED BUDGET	YTD BALANCE 02/28/2022	ACTIVITY FOR MONTH 02/28/2022	AVAILABLE BALANCE	% BDGT USED
Fund 101 - GENERAL FUND						
Revenues						
TAXES	TAXES	2,206,594.96	1,992,611.63	64,293.44	213,983.33	90.30
STATE	STATE GRANTS	633,516.00	240,602.97	78,407.50	392,913.03	37.98
LICPER	LICENSES AND PERMITS	102,918.00	71,958.14	9,752.36	30,959.86	69.92
CHARGES	CHARGES FOR SERVICES	357,083.00	33,826.30	8,171.00	323,256.70	9.47
FED	FEDERAL GRANTS	0.00	0.00	0.00	0.00	0.00
OTHER	OTHER REVENUE	11,150.00	31,482.39	1,625.79	(20,332.39)	282.35
INT	INTEREST AND RENTS	15,000.00	0.00	0.00	15,000.00	0.00
TRANSIN	TRANSFERS IN	312,632.00	293,518.76	0.00	19,113.24	93.89
LOCAL	LOCAL CONTRIBUTIONS	12,108.00	9,942.45	3,386.69	2,165.55	82.11
FINES	FINES AND FORFEITURES	4,200.00	5,858.75	1,639.75	(1,658.75)	139.49
TOTAL REVENUES		3,655,201.96	2,679,801.39	167,276.53	975,400.57	73.31
Expenditures						
000		0.00	0.00	0.00	0.00	0.00
101	COUNCIL	20,752.00	18,462.77	545.14	2,289.23	88.97
172	MANAGER	168,825.74	138,984.18	10,520.52	29,841.56	82.32
191	ELECTIONS	5,701.00	4,420.96	0.00	1,280.04	77.55
209	ASSESSOR	59,620.00	33,450.19	4,347.21	26,169.81	56.11
210	ATTORNEY	75,000.00	40,638.00	733.50	34,362.00	54.18
215	CLERK	152,085.98	100,614.27	7,331.09	51,471.71	66.16
253	TREASURER	276,626.18	203,548.31	11,403.25	73,077.87	73.58
265	CITY HALL	138,053.89	106,187.00	10,079.76	31,866.89	76.92
276	CEMETERY	123,448.09	92,151.50	6,198.85	31,296.59	74.65
294	UNALLOCATED MISCELLANEOUS	12,000.00	66,960.00	1,000.00	(54,960.00)	558.00
301	POLICE DEPARTMENT	1,000,392.33	595,806.05	51,595.53	404,586.28	59.56
305	CODE ENFORCEMENT	0.00	0.00	0.00	0.00	0.00
336	FIRE	129,000.00	105,964.02	560.79	23,035.98	82.14
371	BUILDING INSPECTION DEPARTMENT	0.00	0.00	0.00	0.00	0.00
400	PLANNING & ZONING	51,873.07	45,130.16	4,536.32	6,742.91	87.00
426	EMERGENCY MANAGEMENT	0.00	0.00	0.00	0.00	0.00
441	DEPARTMENT OF PUBLIC WORKS	317,639.01	152,081.65	16,688.80	165,557.36	47.88
442	SIDEWALK	4,152.16	2,449.39	927.78	1,702.77	58.99
443	ARBOR BOARD	0.00	0.00	0.00	0.00	0.00
523	TRASH	0.00	0.00	0.00	0.00	0.00
651	AMBULANCE	0.00	0.00	0.00	0.00	0.00
672	SENIOR CITIZEN CONTRIBUTION	0.00	0.00	0.00	0.00	0.00
728	ECONOMIC DEVELOPMENT	0.00	0.00	0.00	0.00	0.00
747	CHAMBER/RIVERWALK	5,500.00	3,699.91	822.39	1,800.09	67.27
751	PARKS	230,008.10	170,714.26	7,971.55	59,293.84	74.22
757	SHOWBOAT	10,615.00	0.00	0.00	10,615.00	0.00
758	DOG PARK	0.00	0.00	0.00	0.00	0.00
774	RECREATION CONTRIBUTIONS	5,000.00	5,000.00	0.00	0.00	100.00
790	LIBRARY	82,886.10	59,760.95	5,688.11	23,125.15	72.10
803	HISTORICAL DISTRICT COMMISSION	0.00	0.00	0.00	0.00	0.00
804	MUSEUM	52,699.69	37,171.46	1,951.51	15,528.23	70.53
906	DEBT SERVICE	0.00	0.00	0.00	0.00	0.00
965	TRANSFERS OUT	737,632.00	25,000.00	0.00	712,632.00	3.39
TOTAL EXPENDITURES		3,659,510.34	2,008,195.03	142,902.10	1,651,315.31	54.88
TOTAL REVENUES		3,655,201.96	2,679,801.39	167,276.53	975,400.57	73.31
TOTAL EXPENDITURES		3,659,510.34	2,008,195.03	142,902.10	1,651,315.31	54.88
NET OF REVENUES & EXPENDITURES		(4,308.38)	671,606.36	24,374.43	(675,914.74)	15,588.3

GL NUMBER	DESCRIPTION	2021-22	YTD BALANCE	ACTIVITY FOR	AVAILABLE	% BDGT
		AMENDED BUDGET	02/28/2022	MONTH 02/28/2022	BALANCE	USED

REVENUE AND EXPENDITURE REPORT FOR CITY OF LOWELL
 PERIOD ENDING 02/28/2022

GL NUMBER	DESCRIPTION	2021-22 AMENDED BUDGET	YTD BALANCE 02/28/2022	ACTIVITY FOR MONTH 02/28/2022	AVAILABLE BALANCE	% BDGT USED
Fund 202 - MAJOR STREET FUND						
Revenues						
STATE	STATE GRANTS	0.00	0.00	0.00	0.00	0.00
FED	FEDERAL GRANTS	63,333.33	0.00	0.00	63,333.33	0.00
OTHER	OTHER REVENUE	355,325.00	199,191.57	39,358.21	156,133.43	56.06
INT	INTEREST AND RENTS	0.00	0.00	0.00	0.00	0.00
TRANSIN	TRANSFERS IN	0.00	0.00	0.00	0.00	0.00
TOTAL REVENUES		418,658.33	199,191.57	39,358.21	219,466.76	47.58
Expenditures						
000		0.00	0.00	0.00	0.00	0.00
450	CAPITAL OUTLAY	7,500.00	20,745.79	0.00	(13,245.79)	276.61
463	MAINTENANCE	41,440.22	20,196.92	584.35	21,243.30	48.74
474	TRAFFIC	12,471.85	4,427.43	48.46	8,044.42	35.50
478	WINTER MAINTENANCE	61,714.19	52,280.04	18,006.72	9,434.15	84.71
483	ADMINISTRATION	17,444.00	2,897.00	0.00	14,547.00	16.61
906	DEBT SERVICE	0.00	0.00	0.00	0.00	0.00
965	TRANSFERS OUT	341,662.50	0.00	0.00	341,662.50	0.00
999	TRANSFERS IN	0.00	0.00	0.00	0.00	0.00
TOTAL EXPENDITURES		482,232.76	100,547.18	18,639.53	381,685.58	20.85
TOTAL REVENUES		418,658.33	199,191.57	39,358.21	219,466.76	47.58
TOTAL EXPENDITURES		482,232.76	100,547.18	18,639.53	381,685.58	20.85
NET OF REVENUES & EXPENDITURES		(63,574.43)	98,644.39	20,718.68	(162,218.82)	155.16

REVENUE AND EXPENDITURE REPORT FOR CITY OF LOWELL
 PERIOD ENDING 02/28/2022

GL NUMBER	DESCRIPTION	2021-22 AMENDED BUDGET	YTD BALANCE 02/28/2022	ACTIVITY FOR MONTH 02/28/2022	AVAILABLE BALANCE	% BDGT USED
Fund 203 - LOCAL STREET FUND						
Revenues						
STATE	STATE GRANTS	250,000.00	0.00	0.00	250,000.00	0.00
CHARGES	CHARGES FOR SERVICES	0.00	0.00	0.00	0.00	0.00
OTHER	OTHER REVENUE	137,721.00	73,763.73	14,020.15	63,957.27	53.56
INT	INTEREST AND RENTS	0.00	0.00	0.00	0.00	0.00
TRANSIN	TRANSFERS IN	611,662.50	0.00	0.00	611,662.50	0.00
LOCAL	LOCAL CONTRIBUTIONS	0.00	0.00	0.00	0.00	0.00
TOTAL REVENUES		999,383.50	73,763.73	14,020.15	925,619.77	7.38
Expenditures						
000		0.00	0.00	0.00	0.00	0.00
450	CAPITAL OUTLAY	1,043,333.33	354,615.13	0.00	688,718.20	33.99
463	MAINTENANCE	91,963.79	49,507.96	1,871.68	42,455.83	53.83
474	TRAFFIC	13,071.34	6,196.12	464.50	6,875.22	47.40
478	WINTER MAINTENANCE	86,160.61	56,953.15	19,803.51	29,207.46	66.10
483	ADMINISTRATION	20,162.00	3,612.50	0.00	16,549.50	17.92
906	DEBT SERVICE	0.00	0.00	0.00	0.00	0.00
965	TRANSFERS OUT	0.00	0.00	0.00	0.00	0.00
999	TRANSFERS IN	0.00	0.00	0.00	0.00	0.00
TOTAL EXPENDITURES		1,254,691.07	470,884.86	22,139.69	783,806.21	37.53
TOTAL REVENUES		999,383.50	73,763.73	14,020.15	925,619.77	7.38
TOTAL EXPENDITURES		1,254,691.07	470,884.86	22,139.69	783,806.21	37.53
NET OF REVENUES & EXPENDITURES		(255,307.57)	(397,121.13)	(8,119.54)	141,813.56	155.55

REVENUE AND EXPENDITURE REPORT FOR CITY OF LOWELL
PERIOD ENDING 02/28/2022

GL NUMBER	DESCRIPTION	2021-22 AMENDED BUDGET	YTD BALANCE 02/28/2022	ACTIVITY FOR MONTH 02/28/2022	AVAILABLE BALANCE	% BDGT USED
Fund 238 - HISTORICAL DISTRICT FUND						
Revenues						
OTHER	OTHER REVENUE	25,000.00	0.00	0.00	25,000.00	0.00
INT	INTEREST AND RENTS	0.00	0.00	0.00	0.00	0.00
TOTAL REVENUES		25,000.00	0.00	0.00	25,000.00	0.00
Expenditures						
000		25,000.00	18,709.00	0.00	6,291.00	74.84
999	TRANSFERS IN	0.00	0.00	0.00	0.00	0.00
TOTAL EXPENDITURES		25,000.00	18,709.00	0.00	6,291.00	74.84
TOTAL REVENUES		25,000.00	0.00	0.00	25,000.00	0.00
TOTAL EXPENDITURES		25,000.00	18,709.00	0.00	6,291.00	74.84
NET OF REVENUES & EXPENDITURES		0.00	(18,709.00)	0.00	18,709.00	100.00

REVENUE AND EXPENDITURE REPORT FOR CITY OF LOWELL
 PERIOD ENDING 02/28/2022

GL NUMBER	DESCRIPTION	2021-22 AMENDED BUDGET	YTD BALANCE 02/28/2022	ACTIVITY FOR MONTH 02/28/2022	AVAILABLE BALANCE	% BDGT USED
Fund 248 - DOWNTOWN DEVELOPMENT AUTHORITY						
Revenues						
TAXES	TAXES	755,000.00	682,640.45	595.00	72,359.55	90.42
STATE	STATE GRANTS	0.00	0.00	0.00	0.00	0.00
OTHER	OTHER REVENUE	0.00	0.00	0.00	0.00	0.00
INT	INTEREST AND RENTS	2,500.00	0.00	0.00	2,500.00	0.00
TRANSIN	TRANSFERS IN	0.00	0.00	0.00	0.00	0.00
TOTAL REVENUES		757,500.00	682,640.45	595.00	74,859.55	90.12
Expenditures						
000		0.00	0.00	0.00	0.00	0.00
450	CAPITAL OUTLAY	270,000.00	156,115.19	4,825.00	113,884.81	57.82
463	MAINTENANCE	164,738.25	77,102.37	12,075.72	87,635.88	46.80
483	ADMINISTRATION	65,130.34	33,090.28	3,056.22	32,040.06	50.81
740	COMMUNITY PROMOTIONS	65,000.00	13,582.00	0.00	51,418.00	20.90
906	DEBT SERVICE	34,263.28	34,752.54	0.00	(489.26)	101.43
965	TRANSFERS OUT	496,632.00	293,518.76	0.00	203,113.24	59.10
999	TRANSFERS IN	0.00	0.00	0.00	0.00	0.00
TOTAL EXPENDITURES		1,095,763.87	608,161.14	19,956.94	487,602.73	55.50
TOTAL REVENUES		757,500.00	682,640.45	595.00	74,859.55	90.12
TOTAL EXPENDITURES		1,095,763.87	608,161.14	19,956.94	487,602.73	55.50
NET OF REVENUES & EXPENDITURES		(338,263.87)	74,479.31	(19,361.94)	(412,743.18)	22.02

REVENUE AND EXPENDITURE REPORT FOR CITY OF LOWELL
 PERIOD ENDING 02/28/2022

GL NUMBER	DESCRIPTION	2021-22 AMENDED BUDGET	YTD BALANCE 02/28/2022	ACTIVITY FOR MONTH 02/28/2022	AVAILABLE BALANCE	% BDGT USED
Fund 249 - BUILDING INSPECTION FUND						
Revenues						
CHARGES	CHARGES FOR SERVICES	75,000.00	87,019.00	8,063.00	(12,019.00)	116.03
INT	INTEREST AND RENTS	0.00	0.00	0.00	0.00	0.00
TRANSIN	TRANSFERS IN	0.00	0.00	0.00	0.00	0.00
TOTAL REVENUES		75,000.00	87,019.00	8,063.00	(12,019.00)	116.03
Expenditures						
371	BUILDING INSPECTION DEPARTMENT	65,000.00	76,362.30	7,256.70	(11,362.30)	117.48
TOTAL EXPENDITURES		65,000.00	76,362.30	7,256.70	(11,362.30)	117.48
TOTAL REVENUES		75,000.00	87,019.00	8,063.00	(12,019.00)	116.03
TOTAL EXPENDITURES		65,000.00	76,362.30	7,256.70	(11,362.30)	117.48
NET OF REVENUES & EXPENDITURES		10,000.00	10,656.70	806.30	(656.70)	106.57

REVENUE AND EXPENDITURE REPORT FOR CITY OF LOWELL
 PERIOD ENDING 02/28/2022

GL NUMBER	DESCRIPTION	2021-22 AMENDED BUDGET	YTD BALANCE 02/28/2022	ACTIVITY FOR MONTH 02/28/2022	AVAILABLE BALANCE	% BDGT USED
Fund 260 - DESIGNATED CONTRIBUTIONS						
Revenues						
STATE	STATE GRANTS	0.00	219,165.02	0.00	(219,165.02)	100.00
CHARGES	CHARGES FOR SERVICES	0.00	0.00	0.00	0.00	0.00
OTHER	OTHER REVENUE	150,000.00	116,497.46	0.00	33,502.54	77.66
INT	INTEREST AND RENTS	1,000.00	1,400.00	0.00	(400.00)	140.00
TRANSIN	TRANSFERS IN	0.00	(7,480.67)	0.00	7,480.67	100.00
LOCAL	LOCAL CONTRIBUTIONS	0.00	0.00	0.00	0.00	0.00
UNCLASSIFIED	Unclassified	0.00	0.00	0.00	0.00	0.00
TOTAL REVENUES		151,000.00	329,581.81	0.00	(178,581.81)	218.27
Expenditures						
000		0.00	0.00	0.00	0.00	0.00
265	CITY HALL	0.00	0.00	0.00	0.00	0.00
276	CEMETERY	0.00	0.00	0.00	0.00	0.00
301	POLICE DEPARTMENT	0.00	46,510.00	0.00	(46,510.00)	100.00
442	SIDEWALK	0.00	0.00	0.00	0.00	0.00
443	ARBOR BOARD	0.00	0.00	0.00	0.00	0.00
474	TRAFFIC	0.00	0.00	0.00	0.00	0.00
747	CHAMBER/RIVERWALK	0.00	76,566.60	0.00	(76,566.60)	100.00
751	PARKS	150,000.00	140,878.70	983.80	9,121.30	93.92
758	DOG PARK	1,000.00	1,810.84	116.93	(810.84)	181.08
759	COMMUNITY GARDEN	0.00	0.00	0.00	0.00	0.00
774	RECREATION CONTRIBUTIONS	0.00	1,000.00	0.00	(1,000.00)	100.00
790	LIBRARY	0.00	0.00	0.00	0.00	0.00
TOTAL EXPENDITURES		151,000.00	266,766.14	1,100.73	(115,766.14)	176.67
TOTAL REVENUES		151,000.00	329,581.81	0.00	(178,581.81)	218.27
TOTAL EXPENDITURES		151,000.00	266,766.14	1,100.73	(115,766.14)	176.67
NET OF REVENUES & EXPENDITURES		0.00	62,815.67	(1,100.73)	(62,815.67)	100.00

REVENUE AND EXPENDITURE REPORT FOR CITY OF LOWELL
 PERIOD ENDING 02/28/2022

GL NUMBER	DESCRIPTION	2021-22 AMENDED BUDGET	YTD BALANCE 02/28/2022	ACTIVITY FOR MONTH 02/28/2022	AVAILABLE BALANCE	% BDGT USED
Fund 351 - GENERAL DEBT SERVICE (NON-VOTED BONDS)						
Revenues						
OTHER	OTHER REVENUE	0.00	0.00	0.00	0.00	0.00
INT	INTEREST AND RENTS	0.00	0.00	0.00	0.00	0.00
TRANSIN	TRANSFERS IN	312,632.00	0.00	0.00	312,632.00	0.00
TOTAL REVENUES		312,632.00	0.00	0.00	312,632.00	0.00
Expenditures						
000		0.00	0.00	0.00	0.00	0.00
906	DEBT SERVICE	312,632.00	51,936.26	0.00	260,695.74	16.61
TOTAL EXPENDITURES		312,632.00	51,936.26	0.00	260,695.74	16.61
TOTAL REVENUES		312,632.00	0.00	0.00	312,632.00	0.00
TOTAL EXPENDITURES		312,632.00	51,936.26	0.00	260,695.74	16.61
NET OF REVENUES & EXPENDITURES		0.00	(51,936.26)	0.00	51,936.26	100.00

REVENUE AND EXPENDITURE REPORT FOR CITY OF LOWELL
 PERIOD ENDING 02/28/2022

GL NUMBER	DESCRIPTION	2021-22 AMENDED BUDGET	YTD BALANCE 02/28/2022	ACTIVITY FOR MONTH 02/28/2022	AVAILABLE BALANCE	% BDGT USED
Fund 581 - AIRPORT FUND						
Revenues						
CHARGES	CHARGES FOR SERVICES	24,936.00	19,407.87	705.60	5,528.13	77.83
OTHER	OTHER REVENUE	0.00	0.00	0.00	0.00	0.00
INT	INTEREST AND RENTS	52,100.00	44,750.00	11,908.00	7,350.00	85.89
TRANSIN	TRANSFERS IN	0.00	0.00	0.00	0.00	0.00
TOTAL REVENUES		77,036.00	64,157.87	12,613.60	12,878.13	83.28
Expenditures						
000		78,000.00	47,373.88	1,777.00	30,626.12	60.74
999	TRANSFERS IN	0.00	0.00	0.00	0.00	0.00
TOTAL EXPENDITURES		78,000.00	47,373.88	1,777.00	30,626.12	60.74
TOTAL REVENUES		77,036.00	64,157.87	12,613.60	12,878.13	83.28
TOTAL EXPENDITURES		78,000.00	47,373.88	1,777.00	30,626.12	60.74
NET OF REVENUES & EXPENDITURES		(964.00)	16,783.99	10,836.60	(17,747.99)	1,741.08

REVENUE AND EXPENDITURE REPORT FOR CITY OF LOWELL
 PERIOD ENDING 02/28/2022

GL NUMBER	DESCRIPTION	2021-22 AMENDED BUDGET	YTD BALANCE 02/28/2022	ACTIVITY FOR MONTH 02/28/2022	AVAILABLE BALANCE	% BDGT USED
Fund 590 - WASTEWATER FUND						
Revenues						
STATE	STATE GRANTS	131,000.00	0.00	0.00	131,000.00	0.00
CHARGES	CHARGES FOR SERVICES	1,101,418.07	719,294.05	108,829.06	382,124.02	65.31
FED	FEDERAL GRANTS	63,333.00	0.00	0.00	63,333.00	0.00
OTHER	OTHER REVENUE	100.00	1,489.32	0.00	(1,389.32)	1,489.32
INT	INTEREST AND RENTS	7,000.00	0.00	0.00	7,000.00	0.00
TRANSIN	TRANSFERS IN	0.00	0.00	0.00	0.00	0.00
LOCAL	LOCAL CONTRIBUTIONS	0.00	0.00	0.00	0.00	0.00
UNCLASSIFIED	Unclassified	0.00	0.00	0.00	0.00	0.00
TOTAL REVENUES		1,302,851.07	720,783.37	108,829.06	582,067.70	55.32
Expenditures						
000		0.00	0.00	0.00	0.00	0.00
550	TREATMENT	599,665.00	287,432.93	45,098.27	312,232.07	47.93
551	COLLECTION	432,592.18	136,129.04	8,552.00	296,463.14	31.47
552	CUSTOMER ACCOUNTS	74,281.26	57,054.09	3,224.20	17,227.17	76.81
553	ADMINISTRATION	388,791.50	119,946.87	1,049.45	268,844.63	30.85
999	TRANSFERS IN	0.00	0.00	0.00	0.00	0.00
TOTAL EXPENDITURES		1,495,329.94	600,562.93	57,923.92	894,767.01	40.16
TOTAL REVENUES		1,302,851.07	720,783.37	108,829.06	582,067.70	55.32
TOTAL EXPENDITURES		1,495,329.94	600,562.93	57,923.92	894,767.01	40.16
NET OF REVENUES & EXPENDITURES		(192,478.87)	120,220.44	50,905.14	(312,699.31)	62.46

REVENUE AND EXPENDITURE REPORT FOR CITY OF LOWELL
 PERIOD ENDING 02/28/2022

GL NUMBER	DESCRIPTION	2021-22 AMENDED BUDGET	YTD BALANCE 02/28/2022	ACTIVITY FOR MONTH 02/28/2022	AVAILABLE BALANCE	% BDGT USED
Fund 591 - WATER FUND						
Revenues						
CHARGES	CHARGES FOR SERVICES	1,203,918.38	863,316.24	95,844.89	340,602.14	71.71
OTHER	OTHER REVENUE	68,333.33	1,714.42	25.00	66,618.91	2.51
INT	INTEREST AND RENTS	8,040.00	4,160.00	520.00	3,880.00	51.74
TRANSIN	TRANSFERS IN	0.00	0.00	0.00	0.00	0.00
TOTAL REVENUES		1,280,291.71	869,190.66	96,389.89	411,101.05	67.89
Expenditures						
000		0.00	0.00	0.00	0.00	0.00
552	CUSTOMER ACCOUNTS	0.00	2,997.75	0.00	(2,997.75)	100.00
570	TREATMENT	765,945.83	281,480.22	35,092.99	484,465.61	36.75
571	DISTRIBUTION	428,999.87	297,460.07	91,659.98	131,539.80	69.34
572	CUSTOMER ACCOUNTS	80,959.87	61,945.62	3,224.35	19,014.25	76.51
573	ADMINISTRATION	374,437.50	83,291.34	1,049.45	291,146.16	22.24
906	DEBT SERVICE	0.00	0.00	0.00	0.00	0.00
965	TRANSFERS OUT	0.00	0.00	0.00	0.00	0.00
999	TRANSFERS IN	0.00	0.00	0.00	0.00	0.00
TOTAL EXPENDITURES		1,650,343.07	727,175.00	131,026.77	923,168.07	44.06
TOTAL REVENUES		1,280,291.71	869,190.66	96,389.89	411,101.05	67.89
TOTAL EXPENDITURES		1,650,343.07	727,175.00	131,026.77	923,168.07	44.06
NET OF REVENUES & EXPENDITURES		(370,051.36)	142,015.66	(34,636.88)	(512,067.02)	38.38

REVENUE AND EXPENDITURE REPORT FOR CITY OF LOWELL
 PERIOD ENDING 02/28/2022

GL NUMBER	DESCRIPTION	2021-22 AMENDED BUDGET	YTD BALANCE 02/28/2022	ACTIVITY FOR MONTH 02/28/2022	AVAILABLE BALANCE	% BDGT USED
Fund 598 - CABLE TV FUND						
Revenues						
OTHER	OTHER REVENUE	109,000.00	0.00	0.00	109,000.00	0.00
INT	INTEREST AND RENTS	0.00	0.00	0.00	0.00	0.00
TOTAL REVENUES		109,000.00	0.00	0.00	109,000.00	0.00
Expenditures						
000		105,000.00	0.00	0.00	105,000.00	0.00
906	DEBT SERVICE	4,000.00	0.00	0.00	4,000.00	0.00
999	TRANSFERS IN	0.00	0.00	0.00	0.00	0.00
TOTAL EXPENDITURES		109,000.00	0.00	0.00	109,000.00	0.00
TOTAL REVENUES		109,000.00	0.00	0.00	109,000.00	0.00
TOTAL EXPENDITURES		109,000.00	0.00	0.00	109,000.00	0.00
NET OF REVENUES & EXPENDITURES		0.00	0.00	0.00	0.00	0.00

REVENUE AND EXPENDITURE REPORT FOR CITY OF LOWELL
 PERIOD ENDING 02/28/2022

GL NUMBER	DESCRIPTION	2021-22 AMENDED BUDGET	YTD BALANCE 02/28/2022	ACTIVITY FOR MONTH 02/28/2022	AVAILABLE BALANCE	% BDGT USED
Fund 636 - DATA PROCESSING FUND						
Revenues						
OTHER	OTHER REVENUE	2,000.00	1,529.05	0.00	470.95	76.45
INT	INTEREST AND RENTS	120,406.00	120,406.00	0.00	0.00	100.00
TRANSIN	TRANSFERS IN	0.00	0.00	0.00	0.00	0.00
TOTAL REVENUES		122,406.00	121,935.05	0.00	470.95	99.62
Expenditures						
000		144,298.94	71,768.86	4,563.72	72,530.08	49.74
965	TRANSFERS OUT	0.00	0.00	0.00	0.00	0.00
999	TRANSFERS IN	0.00	0.00	0.00	0.00	0.00
TOTAL EXPENDITURES		144,298.94	71,768.86	4,563.72	72,530.08	49.74
TOTAL REVENUES		122,406.00	121,935.05	0.00	470.95	99.62
TOTAL EXPENDITURES		144,298.94	71,768.86	4,563.72	72,530.08	49.74
NET OF REVENUES & EXPENDITURES		(21,892.94)	50,166.19	(4,563.72)	(72,059.13)	229.14

REVENUE AND EXPENDITURE REPORT FOR CITY OF LOWELL
 PERIOD ENDING 02/28/2022

GL NUMBER	DESCRIPTION	2021-22 AMENDED BUDGET	YTD BALANCE 02/28/2022	ACTIVITY FOR MONTH 02/28/2022	AVAILABLE BALANCE	% BDGT USED
Fund 661 - EQUIPMENT FUND						
Revenues						
CHARGES	CHARGES FOR SERVICES	231,375.00	179,529.04	34,925.75	51,845.96	77.59
OTHER	OTHER REVENUE	0.00	2,390.02	0.00	(2,390.02)	100.00
INT	INTEREST AND RENTS	816.48	0.00	0.00	816.48	0.00
TRANSIN	TRANSFERS IN	25,000.00	25,000.00	0.00	0.00	100.00
TOTAL REVENUES		257,191.48	206,919.06	34,925.75	50,272.42	80.45
Expenditures						
000		0.00	0.00	0.00	0.00	0.00
895	FLEET MAINT. & REPLACEMENT	371,582.95	137,685.89	15,417.38	233,897.06	37.05
965	TRANSFERS OUT	0.00	0.00	0.00	0.00	0.00
999	TRANSFERS IN	0.00	0.00	0.00	0.00	0.00
TOTAL EXPENDITURES		371,582.95	137,685.89	15,417.38	233,897.06	37.05
TOTAL REVENUES		257,191.48	206,919.06	34,925.75	50,272.42	80.45
TOTAL EXPENDITURES		371,582.95	137,685.89	15,417.38	233,897.06	37.05
NET OF REVENUES & EXPENDITURES		(114,391.47)	69,233.17	19,508.37	(183,624.64)	60.52

REVENUE AND EXPENDITURE REPORT FOR CITY OF LOWELL
 PERIOD ENDING 02/28/2022

GL NUMBER	DESCRIPTION	2021-22 AMENDED BUDGET	YTD BALANCE 02/28/2022	ACTIVITY FOR MONTH 02/28/2022	AVAILABLE BALANCE	% BDGT USED
Fund 711 - CEMETERY FUND						
Revenues						
CHARGES	CHARGES FOR SERVICES	6,500.00	4,250.00	500.00	2,250.00	65.38
INT	INTEREST AND RENTS	1,000.00	0.00	0.00	1,000.00	0.00
UNCLASSIFIED	Unclassified	0.00	0.00	0.00	0.00	0.00
TOTAL REVENUES		7,500.00	4,250.00	500.00	3,250.00	56.67
Expenditures						
000		0.00	0.00	0.00	0.00	0.00
965	TRANSFERS OUT	0.00	0.00	0.00	0.00	0.00
999	TRANSFERS IN	0.00	0.00	0.00	0.00	0.00
TOTAL EXPENDITURES		0.00	0.00	0.00	0.00	0.00
TOTAL REVENUES		7,500.00	4,250.00	500.00	3,250.00	56.67
TOTAL EXPENDITURES		0.00	0.00	0.00	0.00	0.00
NET OF REVENUES & EXPENDITURES		7,500.00	4,250.00	500.00	3,250.00	56.67

REVENUE AND EXPENDITURE REPORT FOR CITY OF LOWELL
 PERIOD ENDING 02/28/2022

GL NUMBER	DESCRIPTION	2021-22 AMENDED BUDGET	YTD BALANCE 02/28/2022	ACTIVITY FOR MONTH 02/28/2022	AVAILABLE BALANCE	% BDGT USED
Fund 714 - LEE FUND						
Revenues						
OTHER	OTHER REVENUE	0.00	0.00	0.00	0.00	0.00
INT	INTEREST AND RENTS	4,000.00	(31.70)	0.00	4,031.70	(0.79)
TOTAL REVENUES		4,000.00	(31.70)	0.00	4,031.70	(0.79)
Expenditures						
000		4,000.00	0.00	0.00	4,000.00	0.00
965	TRANSFERS OUT	0.00	0.00	0.00	0.00	0.00
999	TRANSFERS IN	0.00	0.00	0.00	0.00	0.00
TOTAL EXPENDITURES		4,000.00	0.00	0.00	4,000.00	0.00
TOTAL REVENUES		4,000.00	(31.70)	0.00	4,031.70	0.79
TOTAL EXPENDITURES		4,000.00	0.00	0.00	4,000.00	0.00
NET OF REVENUES & EXPENDITURES		0.00	(31.70)	0.00	31.70	100.00

REVENUE AND EXPENDITURE REPORT FOR CITY OF LOWELL
 PERIOD ENDING 02/28/2022

GL NUMBER	DESCRIPTION	2021-22 AMENDED BUDGET	YTD BALANCE 02/28/2022	ACTIVITY FOR MONTH 02/28/2022	AVAILABLE BALANCE	% BDGT USED
Fund 715 - LOOK FUND						
Revenues						
OTHER	OTHER REVENUE	45,000.00	19,000.00	0.00	26,000.00	42.22
INT	INTEREST AND RENTS	0.00	210.43	27.67	(210.43)	100.00
TOTAL REVENUES		45,000.00	19,210.43	27.67	25,789.57	42.69
Expenditures						
000		45,000.00	24,500.00	0.00	20,500.00	54.44
965	TRANSFERS OUT	0.00	0.00	0.00	0.00	0.00
999	TRANSFERS IN	0.00	0.00	0.00	0.00	0.00
TOTAL EXPENDITURES		45,000.00	24,500.00	0.00	20,500.00	54.44
TOTAL REVENUES		45,000.00	19,210.43	27.67	25,789.57	42.69
TOTAL EXPENDITURES		45,000.00	24,500.00	0.00	20,500.00	54.44
NET OF REVENUES & EXPENDITURES		0.00	(5,289.57)	27.67	5,289.57	100.00

REVENUE AND EXPENDITURE REPORT FOR CITY OF LOWELL
 PERIOD ENDING 02/28/2022

GL NUMBER	DESCRIPTION	2021-22 AMENDED BUDGET	YTD BALANCE 02/28/2022	ACTIVITY FOR MONTH 02/28/2022	AVAILABLE BALANCE	% BDGT USED
Fund 716 - CARR FUND						
Revenues						
OTHER	OTHER REVENUE	0.00	0.00	0.00	0.00	0.00
INT	INTEREST AND RENTS	100.00	0.00	0.00	100.00	0.00
TOTAL REVENUES		100.00	0.00	0.00	100.00	0.00
Expenditures						
000		100.00	0.00	0.00	100.00	0.00
999	TRANSFERS IN	0.00	0.00	0.00	0.00	0.00
TOTAL EXPENDITURES		100.00	0.00	0.00	100.00	0.00
TOTAL REVENUES		100.00	0.00	0.00	100.00	0.00
TOTAL EXPENDITURES		100.00	0.00	0.00	100.00	0.00
NET OF REVENUES & EXPENDITURES		0.00	0.00	0.00	0.00	0.00

REVENUE AND EXPENDITURE REPORT FOR CITY OF LOWELL
 PERIOD ENDING 02/28/2022

GL NUMBER	DESCRIPTION	2021-22 AMENDED BUDGET	YTD BALANCE 02/28/2022	ACTIVITY FOR MONTH 02/28/2022	AVAILABLE BALANCE	% BDGT USED
Fund 717 - PENSION TRUST FUND						
Revenues						
OTHER	OTHER REVENUE	0.00	0.00	0.00	0.00	0.00
INT	INTEREST AND RENTS	0.00	0.00	0.00	0.00	0.00
UNCLASSIFIED	Unclassified	0.00	0.00	0.00	0.00	0.00
TOTAL REVENUES		0.00	0.00	0.00	0.00	0.00
Expenditures						
000		0.00	0.00	0.00	0.00	0.00
999	TRANSFERS IN	0.00	0.00	0.00	0.00	0.00
TOTAL EXPENDITURES		0.00	0.00	0.00	0.00	0.00
TOTAL REVENUES		0.00	0.00	0.00	0.00	0.00
TOTAL EXPENDITURES		0.00	0.00	0.00	0.00	0.00
NET OF REVENUES & EXPENDITURES		0.00	0.00	0.00	0.00	0.00

REVENUE AND EXPENDITURE REPORT FOR CITY OF LOWELL
 PERIOD ENDING 02/28/2022

GL NUMBER	DESCRIPTION	2021-22 AMENDED BUDGET	YTD BALANCE 02/28/2022	ACTIVITY FOR MONTH 02/28/2022	AVAILABLE BALANCE	% BDGT USED
Fund 718 - CARR FUND II						
Revenues						
OTHER	OTHER REVENUE	0.00	0.00	0.00	0.00	0.00
INT	INTEREST AND RENTS	250.00	0.00	0.00	250.00	0.00
TOTAL REVENUES		250.00	0.00	0.00	250.00	0.00
Expenditures						
000		250.00	0.00	0.00	250.00	0.00
965	TRANSFERS OUT	0.00	0.00	0.00	0.00	0.00
999	TRANSFERS IN	0.00	0.00	0.00	0.00	0.00
TOTAL EXPENDITURES		250.00	0.00	0.00	250.00	0.00
TOTAL REVENUES		250.00	0.00	0.00	250.00	0.00
TOTAL EXPENDITURES		250.00	0.00	0.00	250.00	0.00
NET OF REVENUES & EXPENDITURES		0.00	0.00	0.00	0.00	0.00

REVENUE AND EXPENDITURE REPORT FOR CITY OF LOWELL
 PERIOD ENDING 02/28/2022

GL NUMBER	DESCRIPTION	2021-22 AMENDED BUDGET	YTD BALANCE 02/28/2022	ACTIVITY FOR MONTH 02/28/2022	AVAILABLE BALANCE	% BDGT USED
Fund 737 - OTHER POST EMPLOYEE BENEFITS						
Revenues						
INT	INTEREST AND RENTS	0.00	0.00	0.00	0.00	0.00
UNCLASSIFIED	Unclassified	68,000.00	0.00	0.00	68,000.00	0.00
TOTAL REVENUES		68,000.00	0.00	0.00	68,000.00	0.00
Expenditures						
483	ADMINISTRATION	68,064.17	39,579.75	5,654.25	28,484.42	58.15
TOTAL EXPENDITURES		68,064.17	39,579.75	5,654.25	28,484.42	58.15
TOTAL REVENUES		68,000.00	0.00	0.00	68,000.00	0.00
TOTAL EXPENDITURES		68,064.17	39,579.75	5,654.25	28,484.42	58.15
NET OF REVENUES & EXPENDITURES		(64.17)	(39,579.75)	(5,654.25)	39,515.58	61,679.5
TOTAL REVENUES - ALL FUNDS		9,668,002.05	6,058,412.69	482,598.86	3,609,589.36	62.66
TOTAL EXPENDITURES - ALL FUNDS		11,011,799.11	5,250,208.22	428,358.73	5,761,590.89	47.68
NET OF REVENUES & EXPENDITURES		(1,343,797.06)	808,204.47	54,240.13	(2,152,001.53)	60.14



Lowell Area Fire and
Emergency Services Authority
Lowell Area Fire Department
315 S. Hudson St. Lowell, MI 49331
616-897-7354

Monday, March 07, 2022

Fire Authority Board:

We responded to 75 total incidents for the month of February. Including an auto aid call to Cascade on a house fire, a cooking fire and dumpster fire in the City

Our new door system has been installed and are up and working on three of the doors. The other three doors are waiting for the card readers.

The Fox 17 did a nice interview on the addition of Little Chief as well as a second story on the rising costs of equipment.

We are still planning of May inspection on the Engine 1 chassis and an early September delivery of the truck.

Both brush truck skid system rebuilds have been completed. This work was all done in-house for around \$3,000.00. A new skid system would have cost us around \$8,000.00

We have been informed that our cable fund grant request has been approved.

Our pancake breakfast is coming back this year! We will start serving at 7am on Saturday March 26th, hope to see you all there. We will also have staff at the Expo that day.

Our Instructor I class is going well and will wrap up this weekend. We have nine members in this class.

Please feel free to contact me at (616) 840-1422 with any questions or concerns.

Respectfully, Shannon Witherell

Fire Chief, Lowell Area Fire Dept.

TRUCK REPLACEMENT SCHEDULE

LOWELL AREA FIRE DEPARTMENT

TRUCK AND NUMBER	YEAR	COST	LIFE OF VEHICLE	YEAR
GMC YUKON MEDICAL UNIT	2011	\$65,000.00	8 YEARS	2019
FORD GRASS TRUCK	1997	\$65,000.00	8 YEARS	2005
HME 1250 GPM PUMPER	2005	\$700,000.00	15 MAIN TO 20 YEARS BACK UP	2025
CHEVY BRUSH UNIT / MEDIC	2018	\$75,000.00	8 Years	2026
COMMAND VEHICLE(CAR #1)	2020	\$75,000.00	8 Years	2028
SPARTAN/ROSEN BAUER 1500 G.P.M. PUMPER	2014	\$770,000.00	15 MAIN TO 20 YEARS BACK UP	2034
ROSEN BAUER 3000 G.P.M. Tender	2019	\$550,000.00	15 MAIN TO 20 YEARS BACK UP	2039
SPARTAN/SPENCER 1000 GAL PUMPER	2022	\$900,000.00	17 YEARS (COUNTY TRUCK)	2039
AIR TRAILER & FILLING STATION	2011	\$25,000.00	REPLACE WHEN NEEDED	UNKNOWN
WATER RESCUE BOAT & TRAILER	1996	\$15,000.00	REPLACE WHEN NEEDED	UNKNOWN
MINI MEDIC-UTILITY TASK VEHICLE	2019	\$21,000.00	REPLACE WHEN NEEDED	UNKNOWN

Lowell Area Fire Dept.

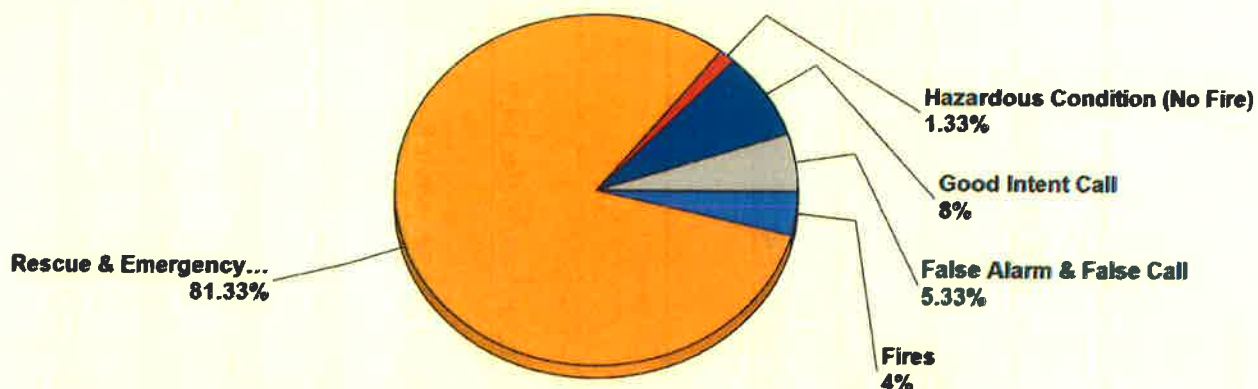
Lowell, MI

This report was generated on 3/7/2022 10:31:58 AM



Breakdown by Major Incident Types for Date Range

Zone(s): All Zones | Start Date: 02/01/2022 | End Date: 02/28/2022



MAJOR INCIDENT TYPE	# INCIDENTS	% of TOTAL
Fires	3	4%
Rescue & Emergency Medical Service	61	81.33%
Hazardous Condition (No Fire)	1	1.33%
Good Intent Call	6	8%
False Alarm & False Call	4	5.33%
TOTAL	75	100%

Only REVIEWED and/or LOCKED IMPORTED incidents are included. Summary results for a major incident type are not displayed if the count is zero.



emergencyreporting.com
Doc Id: 553
Page # 1 of 2

Detailed Breakdown by Incident Type

INCIDENT TYPE	# INCIDENTS	% of TOTAL
111 - Building fire	1	1.33%
113 - Cooking fire, confined to container	1	1.33%
154 - Dumpster or other outside trash receptacle fire	1	1.33%
311 - Medical assist, assist EMS crew	1	1.33%
321 - EMS call, excluding vehicle accident with injury	55	73.33%
322 - Motor vehicle accident with injuries	1	1.33%
324 - Motor vehicle accident with no injuries.	4	5.33%
444 - Power line down	1	1.33%
611 - Dispatched & cancelled en route	4	5.33%
651 - Smoke scare, odor of smoke	1	1.33%
671 - HazMat release investigation w/no HazMat	1	1.33%
730 - System malfunction, other	2	2.67%
733 - Smoke detector activation due to malfunction	1	1.33%
743 - Smoke detector activation, no fire - unintentional	1	1.33%
TOTAL INCIDENTS:	75	100%

Only REVIEWED and/or LOCKED IMPORTED incidents are included. Summary results for a major incident type are not displayed if the count is zero.

Lowell Area Fire Dept.

Lowell, MI

This report was generated on 3/7/2022 10:30:39 AM



Incident Count with Man-Hours per Zone for Date Range

Incident Type(s): All Incident Types | Start Date: 02/01/2022 | End Date: 02/28/2022

ZONE	INCIDENT COUNT	MAN-HOURS
Alto - Bowne Township	1	1:15
Cascade - Cascade TOWNSHIP	1	3:52
City of Lowell - City	36	37:19
Lowell Township - Lowell Township	30	38:49
Vergennes Township - Vergennes Township	7	18:23
TOTAL	75	99:39

NOTE that this report takes into consideration ONLY those Personnel that are associated with an Apparatus, and that only Reviewed incidents are included in the counts.



emergencyreporting.com
Doc Id: 1306
Page # 1 of 1

Lowell Area Fire Dept.

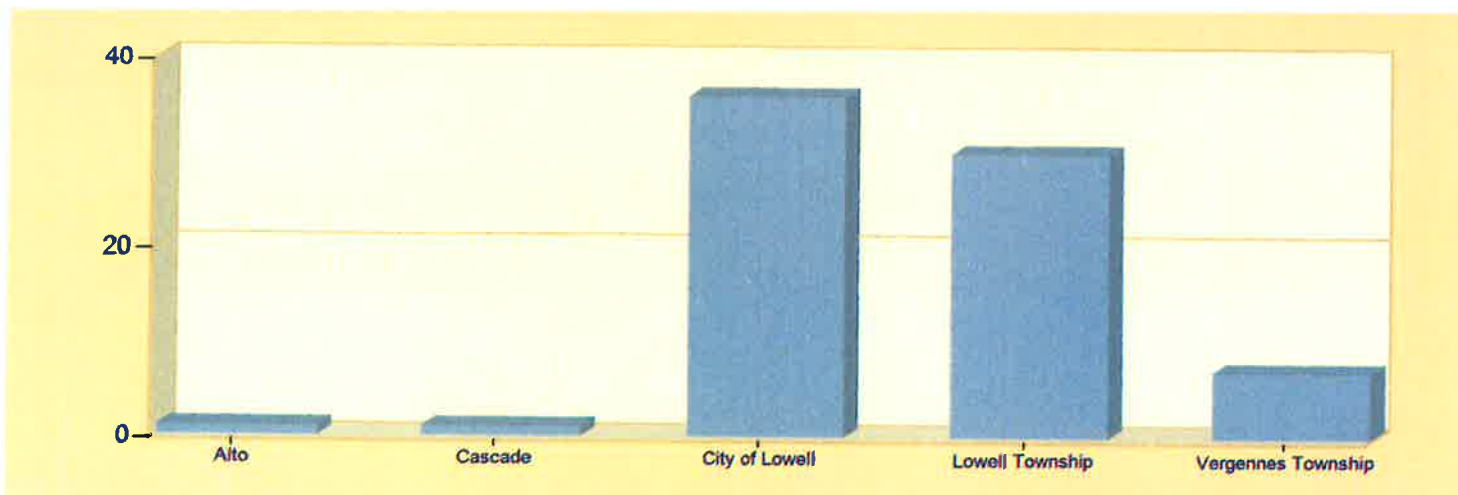
Lowell, MI

This report was generated on 3/7/2022 10:28:39 AM



Incident Type Count per Zone for Date Range

Start Date: 02/01/2022 | End Date: 02/28/2022



ZONES	INCIDENT TYPE	COUNT
Alto - Bowne Township		
	611 - Dispatched & cancelled en route	1
	<i>Total Incidents for Alto - Bowne Township:</i>	1
Cascade - Cascade TOWNSHIP		
	111 - Building fire	1
	<i>Total Incidents for Cascade - Cascade TOWNSHIP:</i>	1
City of Lowell - City		
	113 - Cooking fire, confined to container	1
	154 - Dumpster or other outside trash receptacle fire	1
	321 - EMS call, excluding vehicle accident with injury	30
	611 - Dispatched & cancelled en route	1
	651 - Smoke scare, odor of smoke	1
	671 - HazMat release investigation w/no HazMat	1
	730 - System malfunction, other	1
	<i>Total Incidents for City of Lowell - City :</i>	36
Lowell Township - Lowell Township		
	311 - Medical assist, assist EMS crew	1
	321 - EMS call, excluding vehicle accident with injury	20
	322 - Motor vehicle accident with injuries	1
	324 - Motor vehicle accident with no injuries.	3
	444 - Power line down	1

Zone information is defined on the Basic Info 3 screen of an incident.
Only REVIEWED incidents included.



emergencyreporting.com
Doc Id: 1404
Page # 1 of 2

ZONES	INCIDENT TYPE	COUNT
	611 - Dispatched & cancelled en route	2
	733 - Smoke detector activation due to malfunction	1
	743 - Smoke detector activation, no fire - unintentional	1
	<i>Total Incidents for Lowell Township - Lowell Township</i>	30
Vergennes Township - Vergennes Township		
	321 - EMS call, excluding vehicle accident with injury	5
	324 - Motor vehicle accident with no injuries.	1
	730 - System malfunction, other	1
	<i>Total Incidents for Vergennes Township - Vergennes Township</i>	7
Total Count for all Zone:		75

Zone information is defined on the Basic Info 3 screen of an incident.
Only REVIEWED incidents included.



Offense Count Report

Report Criteria:

Start Offense	End Offense
---------------	-------------

01000	99303
-------	-------

FEBRUARY 2022

02/01/2022-02/28/2022

Offense	Description	FEBRUARY 2022
13001	NONAGGRAVATED ASSAULT	1
22001	BURGLARY - FORCED ENTRY	1
23005	LARCENY - THEFT FROM MOTOR VEHICLE	1
23007	LARCENY - OTHER	1
25000	FORGERY/COUNTERFEITING	1
26001	FRAUD - FALSE PRETENSE/SWINDLE/CONF	1
30001	RETAIL FRAUD - MISREPRESENTATION	1
38003	FAMILY - OTHER	1
48000	OBSTRUCTING POLICE	1
50000	OBSTRUCTING JUSTICE	4
52003	WEAPONS OFFENSE - OTHER	1
53001	DISORDERLY CONDUCT	4
53002	PUBLIC PEACE - OTHER	1
54001	HIT & RUN MOTOR VEHICLE ACCIDENT	1
54002	OUIL OR OUID	1
54003	DRIVING LAW VIOLATIONS	3
55000	HEALTH AND SAFETY	2
57002	INVASION OF PRIVACY - OTHER	1
70000	JUVENILE RUNAWAY	2
93001	PROPERTY DAMAGE ACCIDENT/PI	11
93004	Parking Violations and Impounds	4
93006	Traffic Policing	2
94003	FALSE ALARM - PERSON/BUSINESS CAUSED	9
98002	Salvage/VIN/Vehicle Inspections/Abandoned Vehicles	18
98003E	Animal Issues	2
98006	Civil Matter/Dispute	4
98007	Suspicious Situations	18
98008	Lost/Found Property	2
99000	Criminal History Checks Performed	1
99001	Suicide (Include Attempts)	1
99003	Missing Person	1
99008	General Assists	13
99008A	Motorist Assists	10
99008B	Fingerprints	20
99008C	Pistol Permits/Sales Records	25
99019	Assist -All Others	5
99019A	Assist KCSD	18
99019B	Assist Lowell Fire Department	4
99019C	Assist Medical	6
99019E	Assist CPS	1
99019F	Assist ICSD	1
99069	Stand By As A Peace Officer	3
Totals:		208

LOWELL POLICE DEPARTMENT
TRAFFIC REPORT
FEBRUARY, 2022

TRAFFIC STOPS:	104
CITATIONS ISSUED:	14
WARNINGS:	90

Dept. of Public Works, City of Lowell

217 S. Hudson

Lowell, MI. 49331

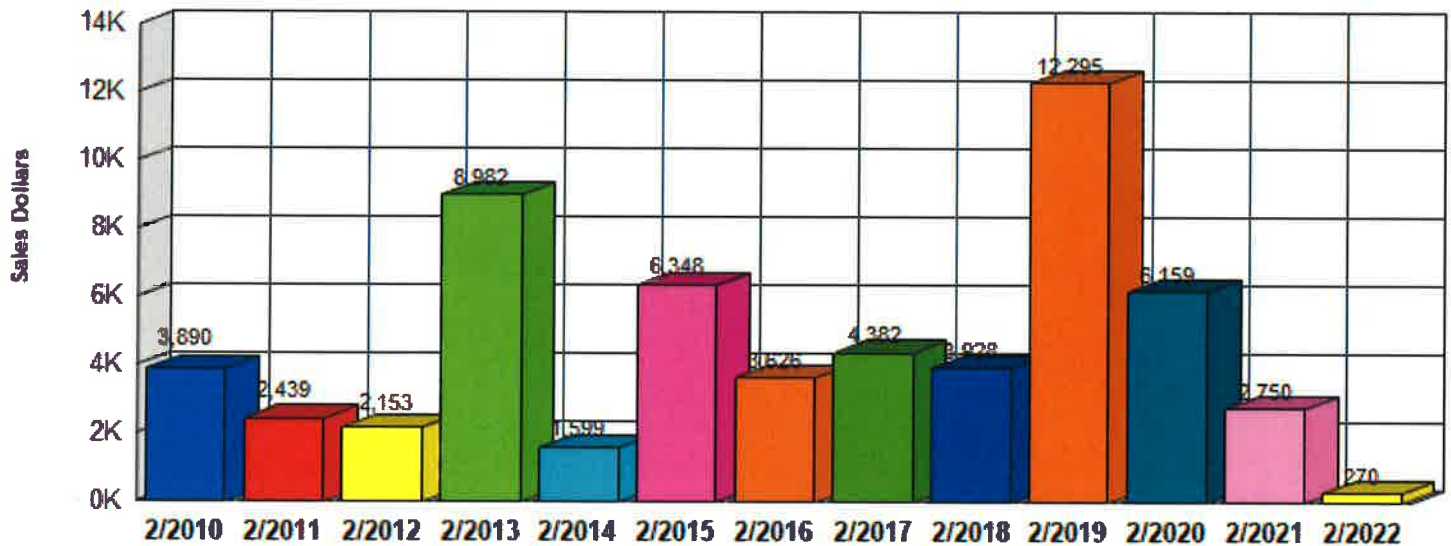
Phone - 616-897-5929 Fax - 616- -

Sales By Selected Month For The Month Of February

Report Date: 03/01/2022

<u>Month & Year</u>	<u>Avg. RO</u>	<u>Car Count</u>	<u>Sales Amount</u>	<u>Avg. Labor</u>	<u>Total Labor</u>	<u>Avg. Parts</u>	<u>Total Parts</u>
2/2010	277.87	14	3,890.11	164.79	2,307.00	106.34	1,488.76
2/2011	187.63	13	2,439.24	133.85	1,740.00	47.79	621.24
2/2012	179.40	12	2,152.79	75.50	906.00	100.12	1,201.49
2/2013	598.80	15	8,981.98	358.80	5,382.00	233.46	3,501.88
2/2014	114.21	14	1,598.91	94.29	1,320.00	15.21	212.91
2/2015	705.37	9	6,348.31	409.43	3,684.91	286.51	2,578.55
2/2016	725.28	5	3,626.40	132.00	660.00	586.68	2,933.40
2/2017	337.08	13	4,382.08	185.54	2,412.00	145.09	1,886.23
2/2018	280.59	14	3,928.24	165.21	2,313.00	109.67	1,535.44
2/2019	614.74	20	12,294.89	527.59	10,551.74	76.78	1,535.59
2/2020	769.85	8	6,158.82	759.31	6,074.51	3.18	25.46
2/2021	458.33	6	2,749.96	447.18	2,683.10	0.00	0.00
2/2022	135.04	2	270.07	128.61	257.21	0.00	0.00

Totals:	145	58,821.80	\$40,291.47	\$17,520.95
----------------	------------	------------------	--------------------	--------------------



Note: Labor and Part columns do not include Shop Supplies or Hazmat

Dept. of Public Works, City of Lowell

217 S. Hudson

Lowell, MI. 49331

Phone: 616-897-5929 Fax: 616- -

Next Place to Be

1755

INVOICE

Police

Cust ID : 2

Print Date: 02/18/2022 Work Completed: 02/18/2022

2017 Ford - Police Interceptor Utility

3.7L, V6 (227CI) VIN(R), 6 speed Automatic 6F55, 4-Wheel

Lic # : 002 X 979 - MI

Odometer In : 57,434

Unit # : 839

Odometer Out :

VIN # : 1FM5K8AR7 HGA63347

Part Description / Number	Qty	Sale	Ext	Labor Description	Hours	Extended
Misc. Shop Supplies			2.96	Invoice 231384, Harold Zeigler Ford 2-15-2022 LOF, Multipoint inspection		59.25
[Technicians :]						

Org. Estimate \$ 62.21	Revisions \$ 0.00	Current Estimate \$ 62.21	Additional Cost	Revised Estimate	Labor: 0.00
					Parts: 2.96
					Sublet: 59.25
					Sub: 62.21
					Tax: 0.00
					Total: \$62.21
					Bal Due: \$0.00

[Payments - Cash - \$62.21]

Dept. of Public Works, City of Lowell

217 S. Hudson

Lowell, MI 49331

Phone: 616-897-5929 Fax: 616- -

Posted Totals by Invoice Number

Report Date: 03/01/2022

Period From: 02/01/2022 To: 02/28/2022

Invoice Number	Date	Name	Tax	Total	Balance Due
001754	02/08/2022	Equipment	0.00	207.86	157.50
001755	02/15/2022	Police	0.00	62.21	1,293.79
Grand Totals:			0.00	270.07	1,451.29
Number of Invoices:		2	* - Indicates a Counter Sale		
Averages:				\$135.04	725.65

CITY OF LOWELL
REPORT FOR : FEBRUARY
FOR: Michael Burns

DRINKING WATER TREATMENT AND FILTRATION PLANT

A TOTAL OF: 13.94286 MILLION GALLONS OF RAW WATER WAS TREATED FOR THE
MONTH OF: FEBRUARY TOTAL PUMPING TIME, TREATMENT AND THE DISTRIBUTION
OF THE FINISHED WATER TO THE SYSTEM REQUIRED 219.77 HOURS, WHICH RESULTED IN
353.45 MAN HOURS FOR THE OPERATION.

CHEMICAL COST PER MILLION GALLONS: \$ 135.27

ELECTRICAL COST PER MILLION GALLONS: \$ 352.52

TOTAL COST PER MILLION GALLONS: \$ 487.80

WATER PRODUCTION

DAILY AVERAGE: 0.498 MILLION GALLONS

DAILY MAXIMUM: 0.581 MILLION GALLONS

DAILY MINIMUM: 0.428 MILLION GALLONS

THE AVERAGE PLANT OPERATION TIME WAS 7.0892 HOURS PER DAY.

Monthly Operating Report

for the . . .

Contract Operation

of the . . .



Wastewater Treatment Plant

February 2022





March 17, 2022

Mr. Mike Burns
City Manager
City of Lowell
301 East Main Street
Lowell, MI 49331

Dear Mr. Burns:

On behalf of Suez I am pleased to submit the February Monthly Operating Report for the Lowell Wastewater Treatment Plant. During the month 38.95 million gallons of wastewater were treated, up from 34.08 million gallons the month before. We received approximately 2" of rain over 2 days in the middle of the month which caused a rise in flows for the second half of the month.

All NPDES Permit requirements were satisfied. Copies of the Discharge Monitoring Report for the month can be seen in Appendix A. Appendix B contains graphs representing how the actual lab results compared to the limits in the NPDES Permit and how the actual plant flows compared to the design flow.

The rotor that broke in December was removed by Northwest Kent Mechanical on February 2. Suez staff spent the next few weeks removing the parts that will be moved to the new torque tube. The new tube was delivered in late February and the transfer of parts should be complete in early March.



INDUSTRIAL PRETREATMENT PROGRAM

The Fullers Septic February surcharges were \$4.62 for the month. No operational problems were experienced at the plant from this discharge.

The Litehouse February surcharges were \$3,007.76. There were no exceedances requiring fines in February. No operational problems were experienced at the plant from this discharge.

MAINTENANCE COST REPORT

Date	Vendor	Cost
2/1	Ace Hardware (1)	\$52.44
2/17	AirGas (2)	144.36
2/18	Best Aire (3)	220.63
Beginning Balance of the Annual Maintenance Allowance (Including carryover \$\$ from FY 20-21)*		\$ 11,971.61*
Maintenance Allowance Spent YTD		\$ 7,528.95
Balance of Maintenance Allowance		\$ 4,442.66

*The maintenance spending for FY 20-21 was over the annual allotment by \$28.39. That amount will be subtracted from the beginning balance on July 1st. That makes the beginning balance \$11,971.61 (\$12,000-28.39).

In addition to the preventive maintenance the following corrective maintenance activities occurred:

- Replaced transfer tube on polymer day tank (1)
- Replaced oxygen & acetylene tanks for torches (2)
- Replaced springs & diaphragms on plant air compressor (3)

PROJECTS FOR THE FUTURE

- Replace GFCI outlet in garage
- Replace door gasket on chlorine scum pump control panel
- Replace fasteners for torque tube stub shafts

If you have any questions or would like additional information, please feel free to call me at your convenience.

Respectfully submitted,

SUEZ



Brian Vander Meulen
Project Manager

FEBRUARY EFFLUENT ANALYSIS OVERVIEW

The daily average for CBOD was 5 mg/l, 80% under the NPDES limit of 25 mg/l. The worst 7-day average was 8 mg/l, 80% under the NPDES limit of 40 mg/l.

The daily average for Suspended Solids was 10.7 mg/l, 64% under the NPDES limit of 30 mg/l. The worst 7-day average was 15.7 mg/l, 65% under the NPDES limit of 45 mg/l.

The monthly average for Phosphorus was 0.51 mg/l, the limit is 1.0 mg/l.

The average removal rate for BOD was 97%; a minimum of 85% is required. The average removal rate for Suspended Solids was 91%; a minimum of 85% is required.

The geometric average for fecal coliform bacteria was 187 colonies/100 mls, the limit is 200 colonies/100 mls. The worst 7-day average was 355 colonies/100 mls, the limit is 400 colonies/100 mls.

The highest chlorine residual was 36 ug/l; the limit is 38 ug/l. The monthly average was 17 ug/l.

Appendix A



Plant Influent Sheet

State of Michigan
Department of Environmental Quality

Lowell, Michigan

R4607 4/74
4833-6040

Weather Code	
1. Clear	6. Warm
2. Partly Cloudy	7. Cold
3. Cloudy	8. Windy
4. Rain	9. Melting Snow
5. Snow	

Plant No. Month Year
410049 February 2022

Superintendent's Signature
Brian Vander Meulen, Supt.

WEATHER			FLOW		RAW SEWAGE QUALITY												
D A Y P N S	Type Code	Precip Inches	Total MGD	Peak MGD	Temp F	pH SU	BOD		SS		Total-P		VSS	NH3-N		Mercury	D A Y P N S
	0033	0045	50050	50051	00011	00400	mg/l	LBS	mg/l	LBS	mg/l	LBS	mg/l	mg/l	LBS	ng/l	
1	3457	0.30	1.08	1.50												*G	1
2	357	0.32	1.01	1.40	54	7.5	222	1870	170	1432			168				2
3	27	0.00	1.08	1.40													3
4	257	0.03	1.03	1.50	51	7.3	261	2242	178	1529	3.2	27.5	162	12.7	109.1		4
5	22	0.00	1.00	1.50													5
6	27	0.00	1.10	1.60													6
7	357	0.00	1.01	1.40	55	7.4	154	1297	136	1146			130				7
8	27	0.00	1.02	1.60													8
9	3457	0.04	1.02	1.50	54	7.5	220	1871	190	1616	3.2	27.2	168	12.8	108.9		9
10	257	0.37	1.02	1.40													10
11	24578	0.03	0.95	1.50	55	7.5	234	1854	132	1046			124				11
12	3578	0.00	1.02	1.60													12
13	257	0.00	1.05	1.50													13
14	357	0.00	1.00	1.40	55	7.1	237	1977	104	867			102				14
15	26	0.00	1.04	1.40													15
16	347	1.66	1.40	2.20	54	7.4	203	2370	142	1658			128				16
17	257	0.06	1.65	1.90													17
18	247	0.16	1.54	2.10	52	7.5	118	1516	64	822	2.0	25.7	62	7.9	101.5		18
19	2578	0.00	1.66	2.10													19
20	278	0.00	1.85	2.10													20
21	347	0.09	1.75	3.60	52	7.4	101	1474	48	701			46				21
22	347	0.56	1.99	3.40													22
23	27	0.00	1.95	3.40	53	7.3	124	2017	110	1789	2.0	32.5	108	6.7	109.0		23
24	357	0.11	2.05	3.40													24
25	2578	0.00	1.91	3.50	52	7.5	97	1545	74	1179			66				25
26	278	0.00	1.94	3.40													26
27	17	0.00	2.00	3.50													27
28	27	0.00	1.83	3.70	52	7.6	54	824	56	855			46				28
29																	29
30																	30
31																	31
TL	XXXX	3.73	38.95	XXXX	XXXX	XXXX	XXXX	48667	XXXX	34158	XXXX	790	XXXX	XXXX	2999	XXXX	TL
ME	XXXX	XXXX	1.39	XXXX	53	7.4	169	1738	117	1220	2.6	28.2	109	10.0	107.1	XXXX	ME
MAX	XXXX	1.66	2.05	3.70	55	7.6	261	2370	190	1789	3.2	32.5	168	12.8	109.1	XXXX	MAX
MIN	XXXX	XXXX	0.95	1.40	51	7.1	54	824	48	701	2.0	25.7	46	6.7	101.5	XXXX	MIN

Activated Sludge Sheet

State of Michigan
Department of Environmental Quality

Lowell, Michigan

- PM Code
1. Conventional
2. Step Feed
3. Complete Mix
4. Extended Aeration
5. Contact Stabilization
6. Other

Plant No. Month Year
410049 February 2022

Superintendent's Signature
Brian Vander Meulen, Supt.

AERATION SYSTEM					MIXED LIQUOR						SECONDARY SLUDGE			Process Modification see code 80889	D A Y P N S F	REMARKS
D A Y P N S F	Aeration Volume KCF 80993	Detention Time Hours 81001	Sludge Age Days 80990	Organic Loading F/M 80992	MLSS mg/l 70323	MLVSS mg/l 70324	Settle. % 81004	SDI % 81007	DO mg/l 00300	SVI % 8100	SS % 81006	VSS % 70325	Waste Kgal 80991			
1	192	31.9											20.5	4		1
2		34.1	18.3	0.09	2194	1813	16	1.37	7.5	73	0.40	0.33	0.0			2
3		31.9											28.4			3
4		33.5	16.3	0.11	2077	1678	20	1.04	8.4	96	0.33	0.27	23.0			4
5		34.5											0.0			5
6		31.3											0.0			6
7		34.1	23.6	0.06	2262	1844	20	1.13	6.3	88	0.38	0.31	25.8			7
8		33.8											0.0			8
9		33.8	18.1	0.08	2448	2006	21	1.17	5.9	86	0.42	0.35	26.2			9
10		33.8											0.0			10
11		36.3	28.8	0.07	2514	2073	20	1.26	4.6	80	0.41	0.34	0.0			11
12		33.8											0.0			12
13		32.8											0.0			13
14		34.5	29.6	0.10	2141	1737	20	1.07	7.0	93	0.45	0.37	22.3			14
15		33.1											0.0			15
16		24.6	14.9	0.11	2060	1795	17	1.21	2.1	83	0.48	0.39	0.0			16
17		20.9											0.0			17
18		22.4	35.9	0.06	2463	1986	20	1.23	5.0	81	0.52	0.42	0.0			18
19		20.8											0.0			19
20		18.6											0.0			20
21		19.7	43.8	0.06	2561	2075	20	1.28	4.3	78	0.63	0.50	0.0			21
22		17.3											0.0			22
23		17.7	18.5	0.07	2763	2251	20	1.38	4.5	72	0.63	0.51	0.0			23
24		16.8											0.0			24
25		18.0	28.0	0.06	2752	2227	15	1.83	1.1	55	0.28	0.22	0.0			25
26		17.8											0.0			26
27		17.2											0.0			27
28		18.8	44.2	0.03	3155	2535	19	1.66	4.5	60	0.64	0.51	0.0			28
29																29
30																30
31																31
TL	XXXX	XXXX	XXXX	XXXX	XXXX	XXXX	XXXX	XXXX	XXXX	XXXX	XXXX	XXXX	146.2	XXXX	TL	
ME	192	26.9	26.7	0.07	2449	2002	19	1.30	5.1	79	0.46	0.38	5.2	XXXX	ME	
MAX	XXXX	36.3	44.2	0.11	3155	2535	21	1.83	8.4	96	0.64	0.51	28.4	XXXX	MAX	
MIN	XXXX	16.8	14.9	0.03	2060	1678	15	1.04	1.1	55	0.28	0.22	XXXX	XXXX	MIN	

Remarks:

4833-5034
R4609 4/74

Final Effluent Sheet

State of Michigan
Department of Environmental Quality

Lowell, Michigan

	Fecal	Total
MF	31616	31504
MPW	31615	31505

Plant No. 410049 Month February Year 2022 Sampling Point Code 001

Superintendent's Signature _____
Brian Vander Meulen, Supt.

R 4610 4/74
4833-5468

D A Y P N S F	CBOD			SS			Total - P			VSS	pH	DO	F.Coli	NH3		Cl2	Mercury	D A Y P N S F
	mg/l	LBS.	% Rem	mg/l	LBS.	% Rem	mg/l	LBS.	% Rem	mg/l	SU	mg/l	#/100ml	mg/l	LBS.	ug/l	ng/l	
	80082	85001	80091	00530	85002	81011	00665	85004	81012	00535	00400	00300	31616	00610	00610	50060	71900	
1																	*G	1
2	5	42	98	10.0	84	94				9.6	7.3	10.7	240			2		2
3																		3
4	4	34	98	7.2	62	96	0.39	3.35	88	6.8	7.2	11.0	320	0.17	1.46	2		4
5																		5
6																		6
7	3	25	98	10.0	84	93				9.2	7.3	11.0	390			1		7
8																		8
9	4	34	98	11.0	94	94	0.55	4.68	83	8.4	7.2	10.6	360	0.38	3.23	10		9
10																		10
11	5	40	98	13.0	103	90				11.0	7.2	10.5	240			3		11
12																		12
13																		13
14	5	42	98	7.0	58	93				6.6	7.2	11.0	430			10		14
15																		15
16	10	117	95	17.0	198	88				13.0	7.0	10.5	58			1		16
17																		17
18	8	103	93	23.0	295	64	0.67	8.61	67	20.0	7.3	10.6	240	0.18	2.31	29		18
19																		19
20																		20
21	4	58	96	6.0	88	88				5.6	7.2	10.6	360			31		21
22																		22
23	3	49	98	6.0	98	95	0.41	6.67	80	5.2	7.0	10.4	430	0.04	0.65	35		23
24													50			36		24
25	4	64	96	11.0	175	85				8.0	7.0	9.7	30			34		25
26																		26
27																		27
28	3	46	94	7.6	116	86				5.2	7.3	10.5	92			22		28
29																		29
30																		30
31																		31
TL	XXXX	1524	XXXX	XXXX	3396	XXXX	XXXX	163.1	XXXX	XXXX	XXXX	XXXX	XXXX	XXXX	53.59	XXXX	XXXX	TL
ME	5	54	97	10.7	121	91	0.51	5.83	79	9.1	7.2	10.6	187	0.19	1.91	17	XXXX	ME
WA	8	93	95	15.7	194	80	XXXX	XXXX	XXXX	13.2	7.3	10.1	355	0.38	3.23	34	XXXX	WA
MAX	10	117	98	23.0	295	96	0.67	8.61	88	20.0	7.3	11.0	430	0.38	3.23	36	XXXX	MAX
MIN	3	25	93	6.0	58	64	0.39	3.35	67	5.2	7.0	9.7	30	0.04	0.65	1	XXXX	MIN

Remarks: Fecal Coli for February 2, 11, 18, are actually "Greater Than"
Cl2 Residuals for February 7, 16 are actually "Less Than"

Miscellaneous Sheet

State of Michigan
Department of Environmental Quality

Lowell, Michigan

R 4607 4/74
4833-6040

Plant No. 410049
Month February
Year 2022

Superintendent's Signature
Brian Vander Meulen, Supt.

Grit		Aux Fuel	Power Consumption	Chemicals Applied		
D		Nat. Gas		CL2	FeCL2	
A						
Y	CF	CF	KWH	LBS	GAL	
PN		2	3			
SF						
1	1	20	1.8	12	25	
2	1	27	1.8	13	30	
3	1	36	1.8	10	25	
4	1	27	1.8	10	25	
5	1	21	1.8	11	25	
6	1	21	1.8	14	25	
7	1	35	1.8	18	25	
8	1	25	1.8	11	25	
9	1	27	1.8	10	25	
10	1	28	1.8	20	30	
11	1	20	1.6	20	45	
12	1	19	1.6	20	35	
13	1	31	2.0	18	40	
14	1	34	1.6	20	45	
15	1	29	1.6	22	45	
16	1	16	1.6	19	45	
17	1	29	2.0	10	40	
18	1	26	2.0	10	45	
19	1	24	1.8	10	40	
20	1	19	2.0	10	40	
21	1	25	2.0	10	40	
22	1	24	2.0	10	45	
23	1	28	1.8	10	40	
24	1	28	1.4	10	40	
25	1	19	1.6	10	40	
26	1	16	2.0	10	40	
27	1	19	2.0	12	40	
28	1	26	2.0	10	40	
29						
30						
31						
TL	28	699	50.6	370	1005	0
ME	1	25	1.8	13	36	0
MAX	1	36	2.0	22	45	0
MIN	1	16	1.4	10	25	0

Manpower						
Position Title	Full Time	Part Time	Total Hours	No. of Vac.	No. of Separations	No. of New Hires
Superintendent	1	0	160	0	0	0
Shift Operator	1	1	176	0	0	0
Total	2	1	336	0	0	0
Weekday Hrs.	9					
Saturday Hrs.	4					
Sunday Hrs.	4					
Holiday Hrs.	4					

PERMITTEE NAME/ADDRESS (Include Facility Name/Location if Different)

NAME: LOWELL WWTP
ADDRESS: 301 EAST MAIN STREET
 LOWELL MI 49331

NATIONAL POLLUTANT DISCHARGE ELIMINATION SYSTEM (NPDES)

DISCHARGE MONITORING REPORT (DMR)

MI0020311	001 A
PERMIT NUMBER	DISCHARGE NUMBER

MINOR
 (SUBR GG)
 F-FINAL
 001 MUN.WASTE20--FLAT RIVER

FACILITY: LOWELL WWTP
LOCATION: LOWELL MI 49331
ATTN: BRIAN VANDER MEULEN

MONITORING PERIOD					
YEAR	MO	DAY	YEAR	MO	DAY
2022	2	1	2022	2	28

*** NO DISCHARGE ☐ ***

NOTE: Read Instructions before completing this form.

PARAMETER		QUANTITY OR LOADING			QUALITY OR CONCENTRATION				NO. EX	FREQUENCY OF ANALYSIS	SAMPLE TYPE
		AVERAGE	MAXIMUM	UNITS	MINIMUM	AVERAGE	MAXIMUM	UNITS			
FLOW, IN CONDUIT OR THRU TREATMENT PLANT	SAMPLE MEASUREMENT	1.39	2.05	(03)	*****	*****	*****		-	7/7	RECORD FLOW
50050 1 0 0	PERMIT REQUIREMENT	REPORT MONTHLY AVG	REPORT DAILY MAX	MGD	*****	*****	*****	****		WEEKDAYS	RECORD FLOW
EFFLUENT GROSS VALUE											
SOLIDS, TOTAL SUSPENDED	SAMPLE MEASUREMENT	121	194	(26)	*****	10.7	15.7	(19)	0	3/7	24 HR COMP
00530 B 0 0	PERMIT REQUIREMENT	360	530		*****	30	45			WEEKDAYS	24 HR COMP
PRIOR TO DISINFECT		MONTHLY AVG	7 DAY AVG	lbs/day		MONTHLY AVG	7 DAY AVG	mg/L			
BOD, CARBONACEOUS 05 DAY, 20C	SAMPLE MEASUREMENT	54	93	(26)	*****	5	8	(19)	0	3/7	24 HR COMP
80082 B 0 0	PERMIT REQUIREMENT	300	470		*****	25	40			WEEKDAYS	24 HR COMP
PRIOR TO DISINFECT		MONTHLY AVG	7 DAY AVG	lbs/day		MONTHLY AVG	7 DAY AVG	mg/L			
NITROGEN, AMMONIA TOTAL (AS N)	SAMPLE MEASUREMENT	*****	3.23	(26)	*****	*****	0.38	(19)	0	1/7	24 HR COMP
00610 B 1 0	PERMIT REQUIREMENT	*****	REPORT DAILY MAX	lbs/day	*****	*****	REPORT DAILY MAX	mg/L		WEEKLY	24 HR COMP
PRIOR TO DISINFECT											
PHOSPHORUS, TOTAL (AS P)	SAMPLE MEASUREMENT	5.8	8.6	(26)	*****	0.51	0.67	(19)	0	1/7	24 HR COMP
00665 B 0 0	PERMIT REQUIREMENT	12	REPORT DAILY MAX	lbs/day	*****	1.0	REPORT DAILY MAX	mg/L		WEEKLY	24 HR COMP
PRIOR TO DISINFECT		MONTHLY AVG				MONTHLY AVG					
CHLORINE, TOTAL RESIDUAL	SAMPLE MEASUREMENT	*****	*****		*****	*****	36	(19)	0	3/7	GRAB
50060 P 0 0	PERMIT REQUIREMENT	*****	*****	****	*****	*****	38			WEEKDAYS	GRAB
SEE COMMENTS BELOW				****			DAILY MAX	ug/l			
MERCURY, TOTAL	SAMPLE MEASUREMENT	*****	*G		*****	*****	*G		0	1/90	GRAB
71900 B 0 0	PERMIT REQUIREMENT	*****	Report Max Monthly Avg	lbs/day	*****	*****	Report Max Monthly Avg	ng/L		QUARTERLY	GRAB
POST DISINFECT											
NAME/TITLE PRINCIPAL EXECUTIVE OFFICER		I certify under penalty of law that this document and all attachments were prepared under my direction or supervision in accordance with a system designed to assure that qualified personnel properly gather and evaluate the information submitted. Based on my inquiry of the person or persons who manage the system, or those persons directly responsible for gathering the information, the information submitted is, to the best of my knowledge and belief, true, accurate, and complete. I am aware that there are significant penalties for submitting false information, including the possibility of fine and imprisonment for knowing violations.					PHONE NUMBER		DATE		
Brian Vander Meulen, Supt.							(616) 897-8135		2022	3	10
TYPED OR PRINTED							SIGNATURE OF PRINCIPAL EXECUTIVE OFFICER OR AUTHORIZED AGENT		AREA CODE	NUMBER	YEAR

COMMENTS AND EXPLANATION OF ANY VIOLATIONS (Reference all attachments here)

P=AFTER DISINFECTION

PERMITTEE NAME/ADDRESS (Include Facility Name/Location if Different)

NAME: LOWELL WWTP
ADDRESS: 301 EAST MAIN STREET
 LOWELL MI 49331

NATIONAL POLLUTANT DISCHARGE ELIMINATION SYSTEM (NPDES)

DISCHARGE MONITORING REPORT (DMR)

MI0020311	001 A
PERMIT NUMBER	DISCHARGE NUMBER

MINOR
 (SUBR GG)
 F-FINAL
 001 MUN. WASTE H2O--FLAT RIVER

FACILITY: LOWELL WWTP
LOCATION: LOWELL MI 49331
ATTN: BRIAN VANDER MEULEN

MONITORING PERIOD					
YEAR	MO	DAY	YEAR	MO	DAY
2022	2	1	2022	2	28

*** NO DISCHARGE ☐ ***

NOTE: Read instructions before completing this form.

PARAMETER		QUANTITY OR LOADING			QUALITY OR CONCENTRATION				NO. EX	FREQUENCY OF ANALYSIS	SAMPLE TYPE
		AVERAGE	MAXIMUM	UNITS	MINIMUM	AVERAGE	MAXIMUM	UNITS			
MERCURY, TOTAL	SAMPLE MEASUREMENT	*****	0.000003		*****	*****	0.25		0	1/90	CALCTD
71900 X 0 0	PERMIT REQUIREMENT	*****	0.000024		*****	*****	2.0			QUARTERLY	CALCTD
POST DISINFECT			12-Mo Rolling Avg	lbs/day			12-Mo Rolling Avg	ng/L			
COLIFORM, FECAL GENERAL	SAMPLE MEASUREMENT	*****	*****		*****	187	355		0	3/7	GRAB
74055 P 0 0	PERMIT REQUIREMENT	*****	*****	*****	*****	200	400			DAILY	GRAB
SEE COMMENTS BELOW						MONTHLY AVG	7 DAY AVG	mg/L			
BOD, 5-DAY PERCENT REMOVAL	SAMPLE MEASUREMENT	*****	*****		97	*****	93	(23)	0	1/30	CALCTD
81010 K 0 0	PERMIT REQUIREMENT	*****	*****	*****	85	*****	Minimum Daily % Removal	PER-CENT		ONCE/MON	CALCTD
PERCENT REMOVAL											
SOLIDS, SUSPENDED PERCENT REMOVAL	SAMPLE MEASUREMENT	*****	*****		91	*****	64	(23)	0	1/30	CALCTD
81011 K 0 0	PERMIT REQUIREMENT	*****	*****	*****	85	*****	Minimum Daily % Removal	PER-CENT		ONCE/MON	CALCTD
PERCENT REMOVAL											
pH	SAMPLE MEASUREMENT	*****	*****		7.0	*****	7.3	(12)	0	3/7	GRAB
00400 P 0 0	PERMIT REQUIREMENT	*****	*****	****	6.5	*****	9.0			WEEKDAYS	GRAB
SEE COMMENTS BELOW						DAILY MINIMUM	DAILY MAX	S.U.			
OXYGEN, DISSOLVED (DO)	SAMPLE MEASUREMENT	*****	*****		9.7	*****	*****	(19)	0	3/7	GRAB
00300 P 0 0	PERMIT REQUIREMENT	*****	*****	****	3.0	*****	*****			WEEKDAYS	GRAB
SEE COMMENTS BELOW											
	SAMPLE MEASUREMENT										
	PERMIT REQUIREMENT										

NAME/TITLE PRINCIPAL EXECUTIVE OFFICER	I certify under penalty of law that this document and all attachments were prepared under my direction or supervision in accordance with a system designed to assure that qualified personnel properly gather and evaluate the information submitted. Based on my inquiry of the person or persons who manage the system, or those persons directly responsible for gathering the information, the information submitted is, to the best of my knowledge and belief, true, accurate, and complete. I am aware that there are significant penalties for submitting false information, including the possibility of fine and imprisonment for knowing violations.	PHONE NUMBER		DATE		
		(616) 897-8135	2022	3	10	
TYPED OR PRINTED		SIGNATURE OF PRINCIPAL EXECUTIVE OFFICER OR AUTHORIZED AGENT	AREA CODE	NUMBER	YEAR	MO DAY

COMMENTS AND EXPLANATION OF ANY VIOLATIONS (Reference all attachments here)

P=AFTER DISINFECTION

EPA Form 3320-1 (Rev 3/99) Previous editions may be used.

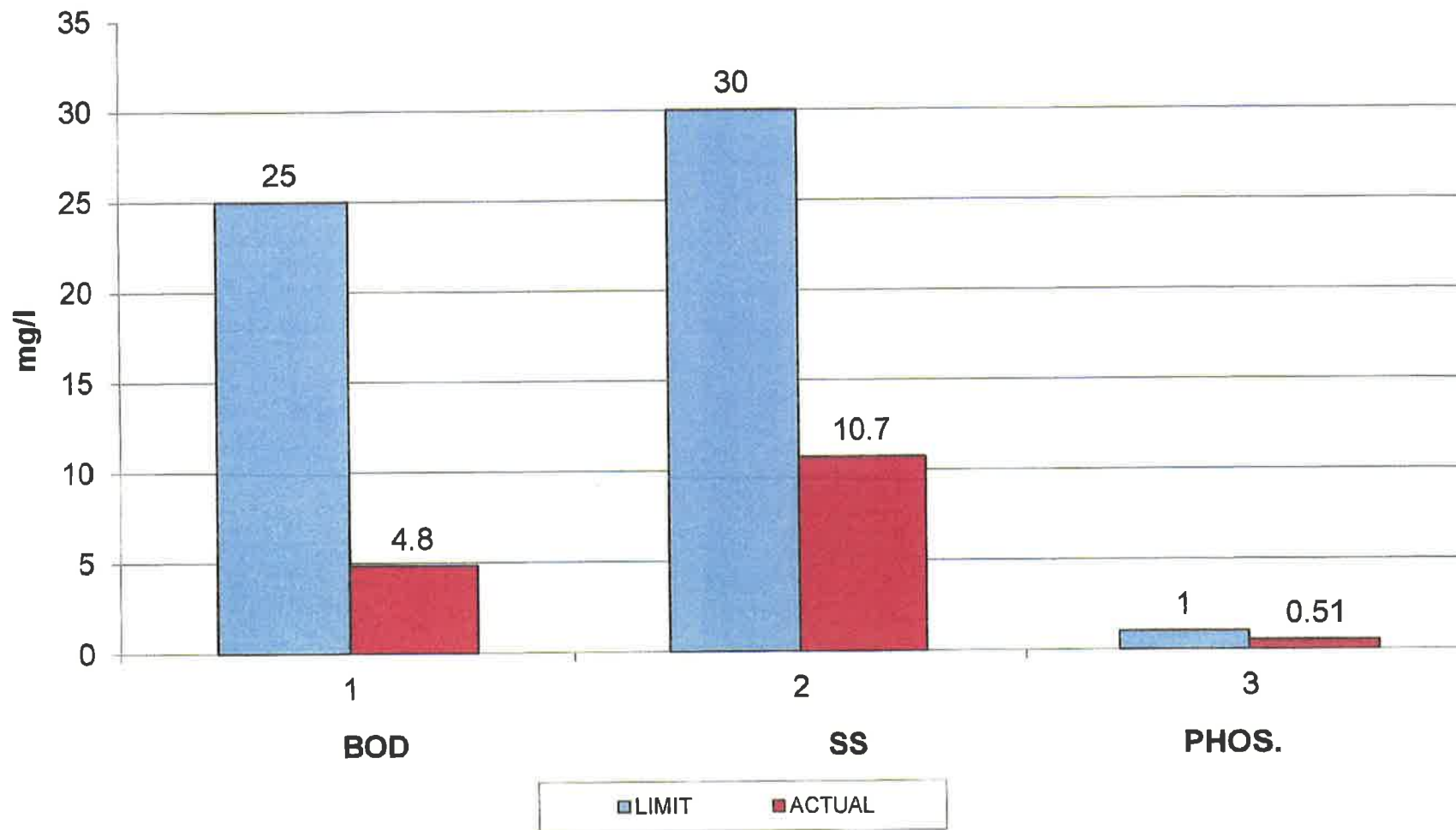
This is an electronic copy.

Page 2 of 2

Appendix B



EFFLUENT LIMIT vs ACTUAL



DESIGN FLOW vs ACTUAL FLOW

