

2021

Lufkin Police Department
Annual Report


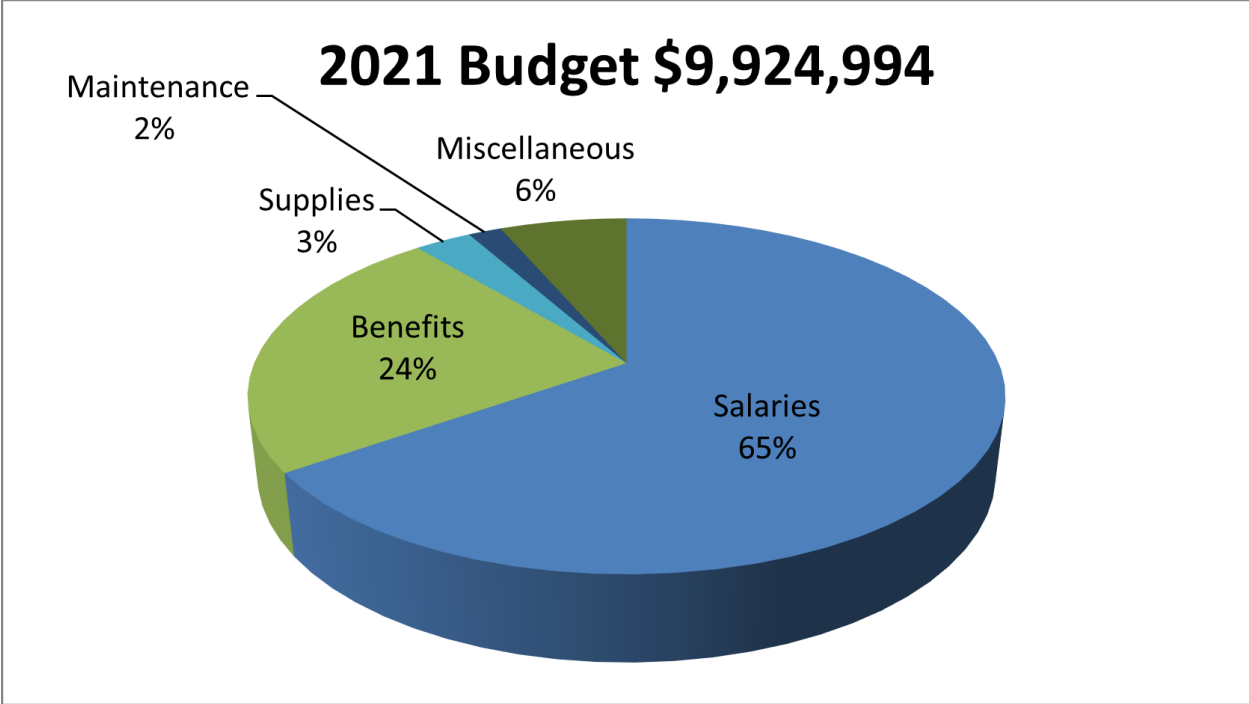


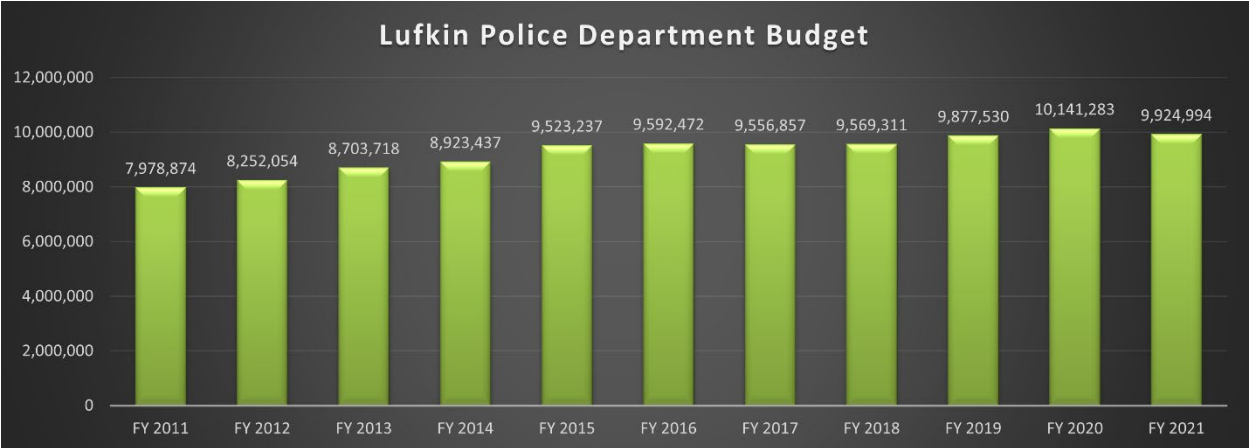
Table of Contents

Budget	3
Message from the Chief	4
Crime Clock	5
Crime Analysis	6-8
Activity Report	9-10
Arrest Summary	11
Crash Clock & Analysis	12-13
Racial Profiling Report	14-24
Division Schedules	25-29
Special Response Team	30
Patrol Vehicles	31





Salaries & Wages	\$6,482,085
Benefits	\$2,341,973
Supplies	\$288,100
Maintenance	\$169,000
Misc.	\$643,336
Sundries	\$500



Message from the Chief

It is my pleasure to share with you the 2021 Annual Report. This report not only includes information about your Police Department, but will also provide you with some of our crime statistics and information on our calls for service.

The statistics come from a reporting system called the National Incident Based Reporting System (NIBRS) created by the Federal Bureau of Investigation. This reporting system is supposed to allow more standardized reporting among agencies and give an overall picture of crime statistics. We have taken these overall numbers, and in some instances, broken them down into specific crimes to give you a better snapshot of crime in our city.

I am honored to serve with the men and women of the Lufkin Police Department and look forward to another year working together to make our city a great place to work, play and raise a family.

Sincerely,

D. Thomas

David Thomas

Chief of Police

Lufkin Police Department

Lufkin's 2021 Crime Clock

On average occurred every



Theft

8 hours

Burglary

31 hours

Aggravated Assault

2 days

Vehicle Theft

3 days

Robbery

16 days

Rape

11 days

Murder

60 days

Lufkin Crime Analysis

Crime Measurements

To measure crime trends, Lufkin utilizes the National Incident-Based Reporting System (NIBRS).

Crime Index

NIBRS collects the reporting of seven “index” crimes. There are two types of index crimes – violent crimes and property crimes. Violent crimes recorded include murder, rape, robbery and aggravated assault while property crimes include burglary, theft and motor-vehicle theft.

The total number of reported index crimes creates the Crime Index.

Although arson and human trafficking are considered index crimes in the number of reported offenses collected, neither is a part of the Crime Index.



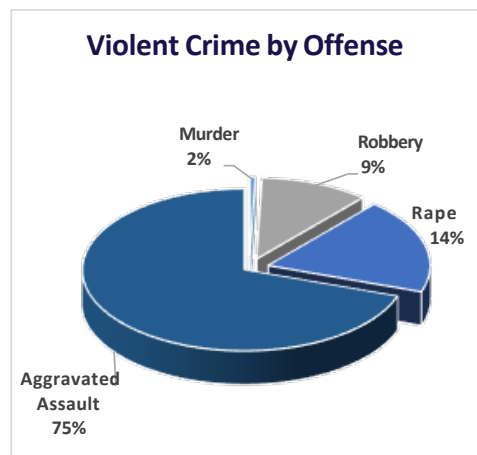
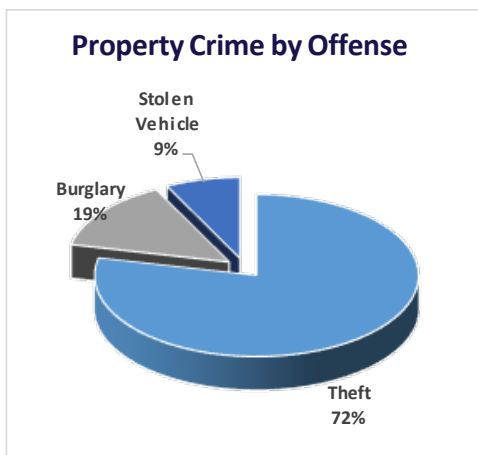
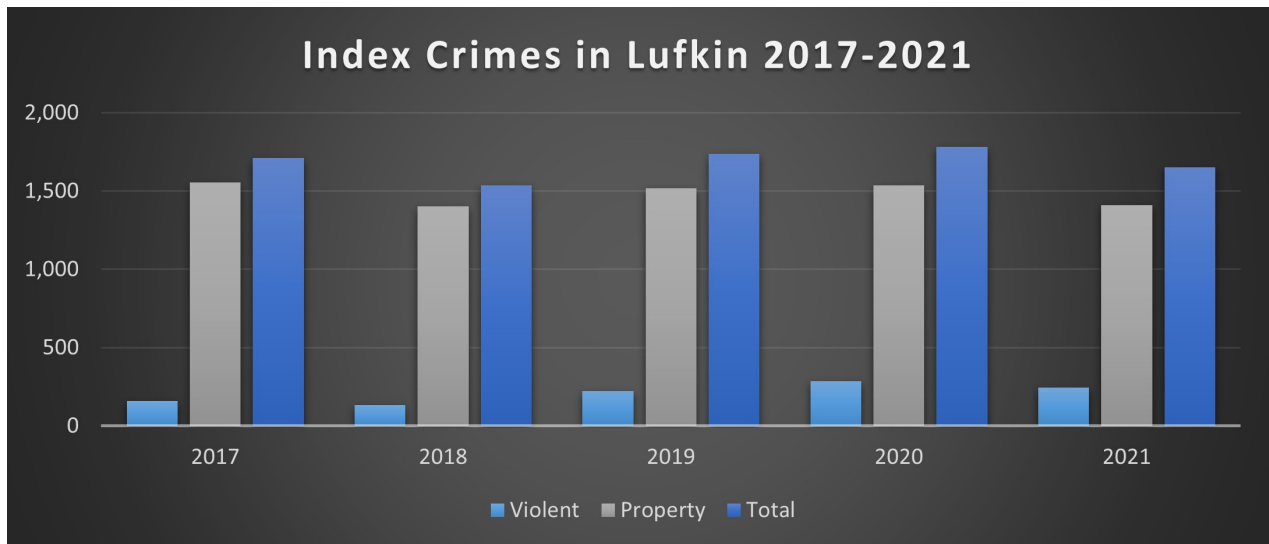
Violent Crimes

- Murder
- Rape
- Robbery
- Aggravated Assault



Property Crimes

- Burglary
- Theft (larceny)
- Motor vehicle theft



Offense	Reported	Cleared	Percent Cleared
Murder	5 incidents; 6 victims	4	80%
Rape	33	4	12%
Robbery	22	8	36%
Aggravated Assault	181	89	61%
Burglary	275	26	9%
Theft	1012	202	20%
Stolen Vehicle	125	24	19%
Total	1653	359	22%

Type of Crime

Crime analysis generally looks at the two categories of crime discussed above: violent crimes (or crimes against persons) and property crimes.

In 2021, violent crimes accounted for 15 percent of the Crime Index, while property crimes made up the other 85 percent.

Crime Volume

In 2021, there were 1,653 index crimes reported.

Arrests were made in 359 of those cases, giving us a 22 percent clearance rate in 2021.

Crime Rate

During calendar year 2021, Lufkin's crime rate was 4,721 index crimes per 100,000 persons. This is a 7 percent decrease from the previous year. The crime rate is based on the 2021 Lufkin population of 35,007 (Census.gov estimate).

15%
Violent
Crimes

vs.

85%
Property
Crimes

22%
Clearance
Rate

4,721
Crime Rate
per 100,000
people


7%
from
2020

Year	Murder	Rape	Robbery	Aggravated Assault	Burglary	Larceny	Motor Vehicle Theft	Total Index Crimes
2017	4	17	33	105	264	1206	83	1712
2018	1	20	16	97	260	1067	76	1537
2019	1	20	35	127	215	1196	113	1707
2020	2	32	46	204	275	1103	119	1781
2021	5	33	22	181	275	1012	125	1653

*** Although FBI does not track "drive-by shootings," we know that we had an increase in those incidents in 2021. We took steps to prevent these incidents and arrest suspects by paying officers to come in on their days off to work high-victims areas. ***

125 Vehicles Stolen in 2021



5 commercial vehicles
4%



9 other
7%



111
cars/trucks/SUVs
89%

\$1.2 million
Stolen Value

\$756,958
Recovered Value

Stolen vehicles

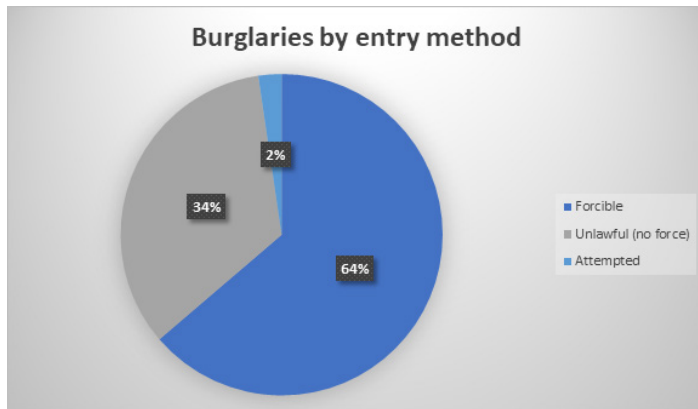
Of the types of motor vehicles that were reported to be stolen, 89 percent were automobiles, 4 percent were commercial vehicles, and the remainder were classed as "other vehicles." The "other vehicles" classification includes all other motor vehicles, such as ATV's, motorcycles, motor scooters, trail bikes, mopeds, golf carts and the like.

Our 2021 numbers remained very similar to our 2020 numbers.

Thefts

As with other non-violent property crimes, theft is primarily a crime of opportunity. The factors of opportunity and stealth work in the favor of perpetrators and against police detection, thereby reducing available solutions for this offense. Also, it is reasonable to expect that many offenses in this category, particularly where the value of goods stolen is small, are never reported to police.

The number of thefts committed in Lufkin in 2021 was 1,012, making this the largest crime category of the Index Crimes.



Burglaries

Property crimes fell by 6 percent in 2021 compared to 2020, although the number of burglaries remained the same at 275.

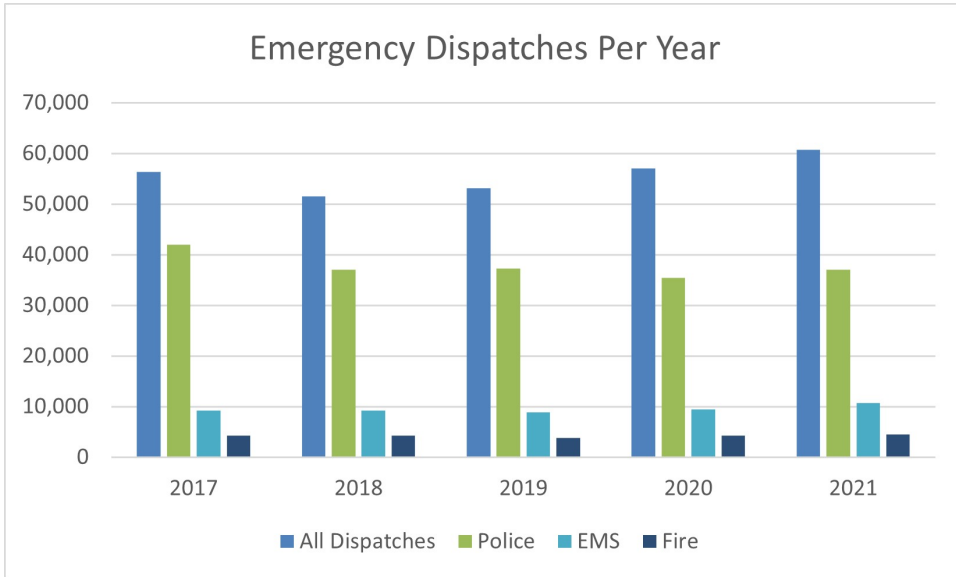
Of all burglaries in 2021, most occurred at residences. Forcible entry or attempted forcible entry accounted for 67 percent of all burglaries, while 31 percent were unlawful entries that were not forced and 2 percent were attempts to force entry.



275 burglaries in 2021

- 184 forced entry
- 6 attempted forced entry
- 85 no forced entry

LPD Activity Report




Communications

The Communications Center provides 24-hour service to the public for information or assistance that may be needed for Police, EMS, Fire, and Public Works (after hours).

The Communications Center also takes all incoming 9-1-1 calls for not only the City of Lufkin, but also transfer calls from Angelina County residents and the City of Diboll needing EMS Services.



Non-emergency calls
154,724



911 calls
60,683 (all agencies)
36,354 (Lufkin only)

Call Types

In 2021, the LPD Communications center dispatched 60,683 9-1-1 calls for all of the agencies it serves. This was an increase of more than 3,000 calls compared to 2020.

In 2021, the Communications Center dispatched 37,000 police calls; 10,654 EMS calls; and 4,448 fire calls.

An emergency 9-1-1 call was answered on average every 8.5 minutes.



911 call answered every
8.5 minutes



Officer dispatched every
14 minutes

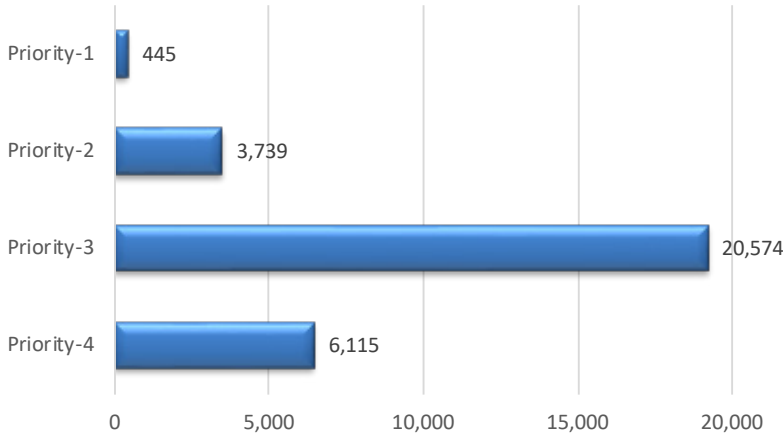
Police Response

Overall police activity here is measured by the total Computer Aided Dispatch (CAD) calls generated each year. This will include most officer-initiated activities.

In 2021, a police officer was dispatched every 14 minutes.

On average, LPD officers responded to 3,083 calls per month in 2021.

Call Response Type



Response Times

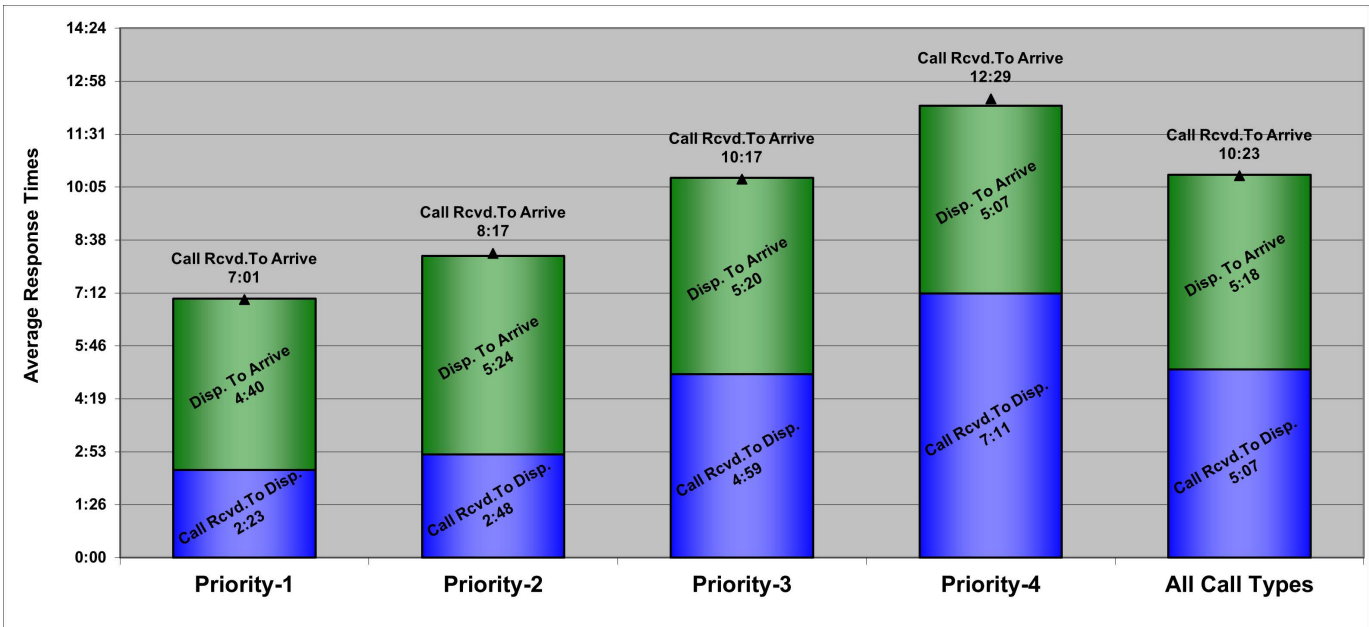
In 2021, the average response time for a Lufkin Police officer was 10 minutes.

Calls are ranked by priority on a scale of 1-4. Calls which require an immediate response with an immediate threat to life are ranked Priority 1.

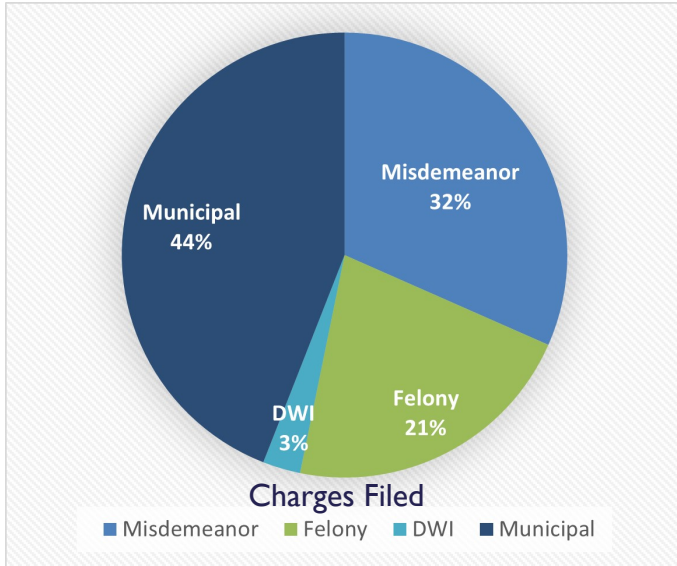
Priority 2 calls are calls that require an immediate response with a substantial threat to life.

In 80 percent of Priority 1 and 2 calls, an officer was on scene in 8 minutes from the time of the citizen's call.

Priority 3 is an urgent call with no immediate threat to life. Priority 4 is a call to a situation that has already occurred with no threat to life.



Arrest Summary



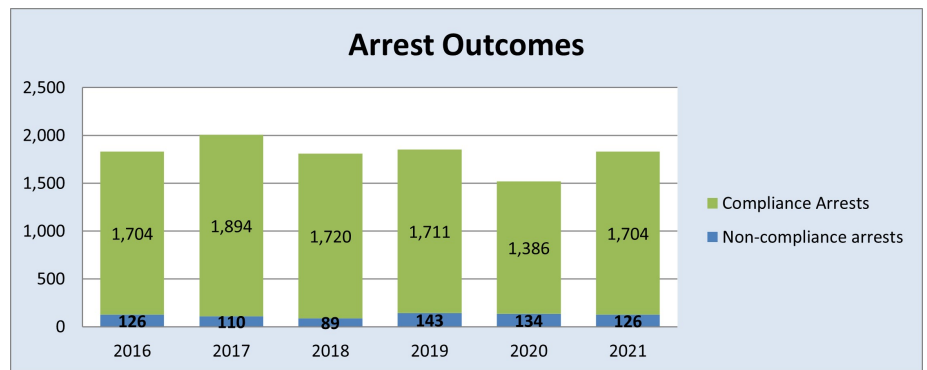
1,345
Adult
Arrests in
2021




44
Juvenile
Arrests in
2021



177
Non-Compliance
Arrests



24 Vehicle Pursuits in 2021



35
Felony Charges

8
Misdemeanor
Charges

Because of their inherent danger to our officers and the public, vehicle pursuits are also thoroughly documented and closely evaluated by the Lufkin Police Department's Administration.

A total of 25 suspects were arrested, resulting in 35 felony charges and 8 misdemeanors.

Arrests

In 2021, Lufkin Police Officers made 1,345 adult arrests, for an average of 112 arrests a month.

There were 44 juveniles arrested in 2021. That is 7 more than in 2020.

In 2021, Lufkin Police officers filed 694 felony charges, 88 charges for driving while intoxicated, 1,016 charges for other misdemeanor offenses and 1,416 municipal offenses.

Lufkin's 2021 Crash Clock

Fatal

33 days

Suspected serious

12 days

Non-incapacitating

3 days

Possible injury

2 days

Not injured

10 hours

Unknown

5 days



Fatalities
by
Type

2

Vehicle vs.
Vehicle



3

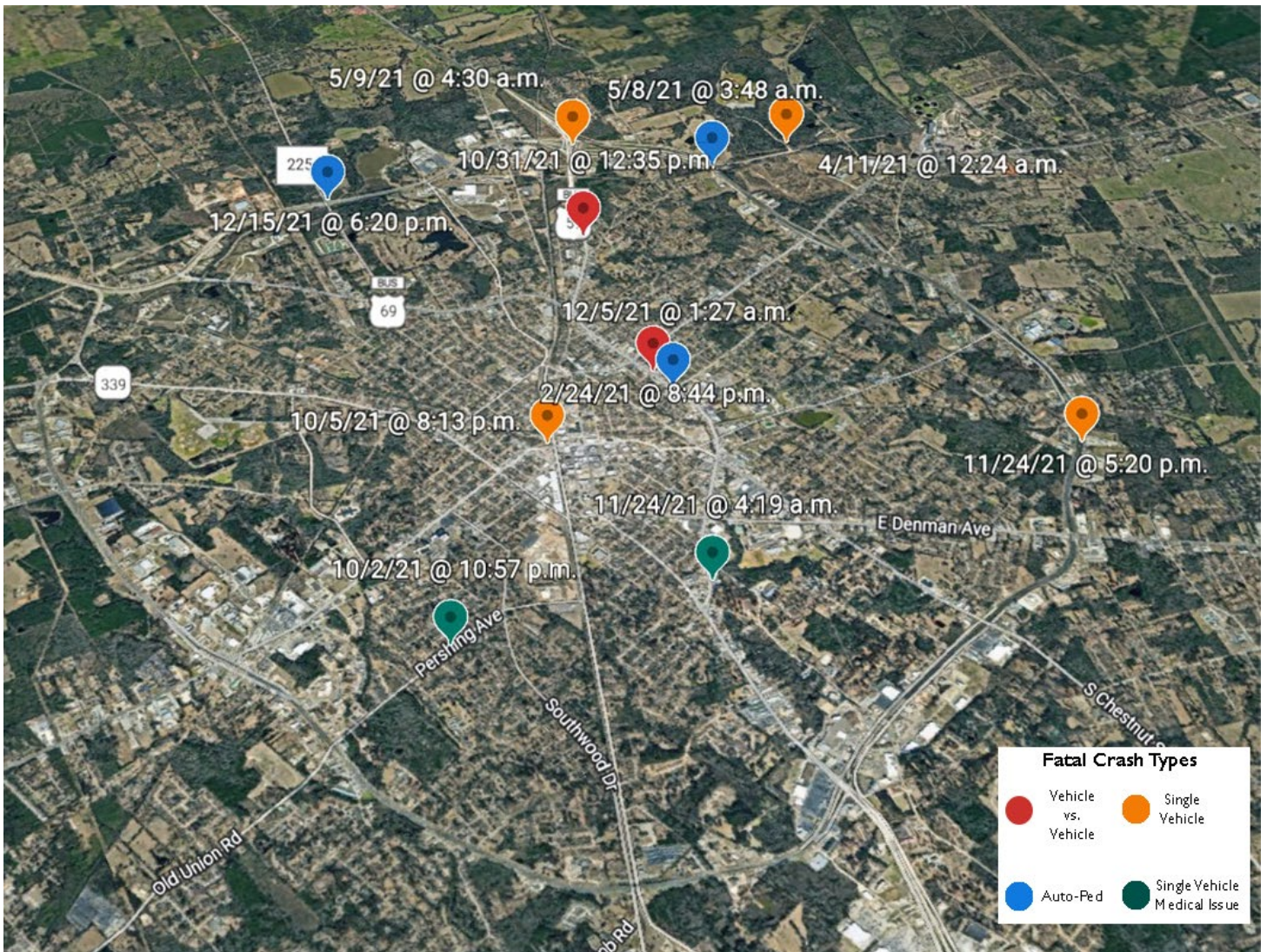
Auto
vs.
Pedestrian



6

Single
Vehicle






Vehicle Fatalities

In 2021, we saw an increase in vehicle-related fatalities with 11 reported.

An analysis of the data showed that single-vehicle accidents comprised the largest category with 6 reported. In 2 of those 6, medical issues are believed to have caused the accident.

There were 3 auto-pedestrian fatalities and 2 vehicle vs. vehicle fatalities in 2021.

In early 2022, we moved manpower around to permanently assign an additional officer to the Traffic Division. We are also paying overtime for officers to come in and work areas of town that are known to be problematic for accidents and other traffic issues through the Selective Traffic Enforcement Program (S.T.E.P.).



DAVID THOMAS
Chief of Police
(936) 633-0300



300 E. Shepherd Ave.
P.O. Box 190
Lufkin, Texas 75902

February 1, 2022

To: City of Lufkin Councilmembers

From: David Thomas, Chief of Police

Re: 2021 Racial Profiling Report

Dear Councilmembers,

Each law enforcement agency in Texas, who conduct traffic stops, is required to keep statistics of the stops. A law enforcement agency shall compile and analyze the information contained in each report received by the agency under Article 2.133. Not later than March 1 of each year, each law enforcement agency shall submit a report containing the incident-based data compiled during the previous calendar year to the Texas Commission on Law Enforcement and, if the law enforcement agency is a local law enforcement agency, to the governing body of each county or municipality served by the agency.

Attached you will find the 2021 Racial Profiling report for the Lufkin Police Department.

Respectfully,

A handwritten signature in black ink that reads "D. Thomas". The signature is written in a cursive, flowing style.



300 E. Shepherd Ave.

Lufkin, Texas 75902

2021 Racial Profiling Comparative Analysis required by the Texas Code of Criminal Procedure Section 2.134

(A) evaluate and compare the number of motor vehicle stops, within the applicable jurisdiction, of persons who are recognized as racial or ethnic minorities and persons who are not recognized as racial or ethnic minorities;

4.	Not recognized as racial or ethnic minority	Recognized as racial or ethnic minority
2019 Estimated Census	41.3 %	58.5 %
Motor vehicle stops	46.7%	53.3 %

(B) examine the disposition of motor vehicle stops made by officers employed by the agency, categorized according to the race or ethnicity of the affected persons, as appropriate, including any searches resulting from stops within the applicable jurisdiction; and

	White	Black	Hispanic/Latino	Asian/PI/AN/AI
11. Result of stop				
a. Verbal warning	0 %	0 %	0 %	0 %
b. Written Warning	42.8 %	33.3 %	22.7 %	1.2 %
c. Citation	48.7 %	29.7 %	20.6 %	1.0 %
d. Written warning and arrest	27.2 % (3)	63.6 % (7)	9.2 % (1)	0 %
e. Citation and arrest	53.6 %	35.8 %	10.6 %	0 %
f. Arrest only	50.3 % (75)	38.3 % (57)	11.4 % (17)	0 %
7. b. Search Conducted	51.4 %	34.4 %	14.2 %	0 %

(C) evaluate and compare the number of searches resulting from motor vehicle stops within the applicable jurisdiction and whether contraband or other evidence was discovered in the course of those searches; and

9.	White	Black	Hispanic/Latino	Asian/PI/AN/AI
Contraband discovered	48.1%	34.6 %	17.3 %	0 %

(2) information relating to each complaint filed with the agency alleging that a peace officer employed by the agency has engaged in racial profiling.

14.	
Racial Profiling Complaints	0

Racial Profiling Report | Full

Agency Name: LUFKIN POLICE DEPT.
Reporting Date: 02/01/2022
TCOLE Agency Number: 005205

Chief Administrator: DAVID S. THOMAS

Agency Contact Information:
Phone: (936) 633-0300
Email: dthomas@lufkinpolice.com

Mailing Address:
P.O. Box 190
300 E Shepherd Street
Lufkin, TX 75902-2019

This Agency filed a full report

LUFKIN POLICE DEPT. has adopted a detailed written policy on racial profiling. Our policy:

- 1) clearly defines acts constituting racial profiling;
- 2) strictly prohibits peace officers employed by the LUFKIN POLICE DEPT. from engaging in racial profiling;
- 3) implements a process by which an individual may file a complaint with the LUFKIN POLICE DEPT. if the individual believes that a peace officer employed by the LUFKIN POLICE DEPT. has engaged in racial profiling with respect to the individual;
- 4) provides public education relating to the agency's complaint process;
- 5) requires appropriate corrective action to be taken against a peace officer employed by the LUFKIN POLICE DEPT. who, after an investigation, is shown to have engaged in racial profiling in violation of the LUFKIN POLICE DEPT. policy;
- 6) requires collection of information relating to motor vehicle stops in which a warning or citation is issued and to arrests made as a result of those stops, including information relating to:
 - a. the race or ethnicity of the individual detained;
 - b. whether a search was conducted and, if so, whether the individual detained consented to the search;
 - c. whether the peace officer knew the race or ethnicity of the individual detained before detaining that individual;
 - d. whether the peace officer used physical force that resulted in bodily injury during the stop;
 - e. the location of the stop;
 - f. the reason for the stop.
- 7) requires the chief administrator of the agency, regardless of whether the administrator is elected, employed, or appointed, to submit an annual report of the information collected under Subdivision (6) to:
 - a. the Commission on Law Enforcement; and
 - b. the governing body of each county or municipality served by the agency, if the agency is an agency of a county, municipality, or other political subdivision of the state.

The LUFKIN POLICE DEPT. has satisfied the statutory data audit requirements as prescribed in Article 2.133(c),

Code of Criminal Procedure during the reporting period.

Executed by: David Thomas
Chief of Police

Date: 02/01/2022

Total stops: 1825

Street address or approximate location of the stop

City street	1140
US highway	407
County road	4
State highway	274
Private property or other	0

Was race or ethnicity known prior to stop?

Yes	88
No	1737

Race / Ethnicity

Alaska Native / American Indian	0
Asian / Pacific Islander	16
Black	592
White	853
Hispanic / Latino	364

Gender

Female	681
Alaska Native / American Indian	0
Asian / Pacific Islander	6
Black	229
White	317
Hispanic / Latino	129
Male	1144
Alaska Native / American Indian	0
Asian / Pacific Islander	10
Black	363
White	536
Hispanic / Latino	235

Reason for stop?

Violation of law	59
Alaska Native / American Indian	0
Asian / Pacific Islander	2
Black	12
White	35

Hispanic / Latino	10
Preexisting knowledge	104
Alaska Native / American Indian	0
Asian / Pacific Islander	0
Black	35
White	53
Hispanic / Latino	16
Moving traffic violation	984
Alaska Native / American Indian	0
Asian / Pacific Islander	12
Black	315
White	441
Hispanic / Latino	216
Vehicle traffic violation	678
Alaska Native / American Indian	0
Asian / Pacific Islander	2
Black	230
White	324
Hispanic / Latino	122
Was a search conducted?	
Yes	253
Alaska Native / American Indian	0
Asian / Pacific Islander	0
Black	87
White	130
Hispanic / Latino	36
No	1572
Alaska Native / American Indian	0
Asian / Pacific Islander	16
Black	505
White	723
Hispanic / Latino	328
Reason for Search?	
Consent	76
Alaska Native / American Indian	0
Asian / Pacific Islander	0
Black	21
White	48

Hispanic / Latino	7		
Contraband	13		
Alaska Native / American Indian	0		
Asian / Pacific Islander	0		
Black	5		
White	4		
Hispanic / Latino	4		
Probable	63		
Alaska Native / American Indian	0		
Asian / Pacific Islander	0		
Black	29		
White	21		
Hispanic / Latino	13		
Inventory	42		
Alaska Native / American Indian	0		
Asian / Pacific Islander	0		
Black	12		
White	26		
Hispanic / Latino	4		
Incident to arrest	59		
Alaska Native / American Indian	0		
Asian / Pacific Islander	0		
Black	20		
White	31		
Hispanic / Latino	8		
Was Contraband discovered?			
Yes	127	Did the finding result in arrest?	
		(total should equal previous column)	
Alaska Native / American Indian	0	Yes 0	No 0
Asian / Pacific Islander	0	Yes 0	No 0
Black	44	Yes 22	No 22
White	61	Yes 37	No 24
Hispanic / Latino	22	Yes 7	No 15
No	126		
Alaska Native / American Indian	0		
Asian / Pacific Islander	0		
Black	43		
White	69		
Hispanic / Latino	14		

Description of contraband	
Drugs	90
Alaska Native / American Indian	0
Asian / Pacific Islander	0
Black	37
White	38
Hispanic / Latino	15
Weapons	4
Alaska Native / American Indian	0
Asian / Pacific Islander	0
Black	2
White	2
Hispanic / Latino	0
Currency	1
Alaska Native / American Indian	0
Asian / Pacific Islander	0
Black	0
White	0
Hispanic / Latino	1
Alcohol	3
Alaska Native / American Indian	0
Asian / Pacific Islander	0
Black	1
White	1
Hispanic / Latino	1
Stolen property	0
Alaska Native / American Indian	0
Asian / Pacific Islander	0
Black	0
White	0
Hispanic / Latino	0
Other	25
Alaska Native / American Indian	0
Asian / Pacific Islander	0
Black	3
White	17
Hispanic / Latino	5
Result of the stop	
Verbal warning	0

Alaska Native / American Indian	0
Asian / Pacific Islander	0
Black	0
White	0
Hispanic / Latino	0
Written warning	726
Alaska Native / American Indian	0
Asian / Pacific Islander	8
Black	242
White	311
Hispanic / Latino	165
Citation	816
Alaska Native / American Indian	0
Asian / Pacific Islander	8
Black	242
White	398
Hispanic / Latino	168
Written warning and arrest	11
Alaska Native / American Indian	0
Asian / Pacific Islander	0
Black	7
White	3
Hispanic / Latino	1
Citation and arrest	123
Alaska Native / American Indian	0
Asian / Pacific Islander	0
Black	44
White	66
Hispanic / Latino	13
Arrest	149
Alaska Native / American Indian	0
Asian / Pacific Islander	0
Black	57
White	75
Hispanic / Latino	17
Arrest based on	
Violation of Penal Code	186
Alaska Native / American Indian	0
Asian / Pacific Islander	0

Black	63
White	106
Hispanic / Latino	17
Violation of Traffic Law	24
Alaska Native / American Indian	0
Asian / Pacific Islander	0
Black	19
White	4
Hispanic / Latino	1
Violation of City Ordinance	1
Alaska Native / American Indian	0
Asian / Pacific Islander	0
Black	0
White	1
Hispanic / Latino	0
Outstanding Warrant	72
Alaska Native / American Indian	0
Asian / Pacific Islander	0
Black	26
White	33
Hispanic / Latino	13

Was physical force resulting in bodily injury used during stop?

Yes	1
Alaska Native / American Indian	0
Asian / Pacific Islander	0
Black	1
White	0
Hispanic / Latino	0
Resulting in Bodily Injury To:	
Suspect	0
Officer	0
Both	1
No	1824
Alaska Native / American Indian	0
Asian / Pacific Islander	16
Black	591
White	853
Hispanic / Latino	364

Number of complaints of racial profiling

Total	0
Resulted in disciplinary action	0
Did not result in disciplinary action	0

Comparative Analysis

Use TCOLE's auto generated analysis	<input type="checkbox"/>
Use Department's submitted analysis	<input checked="" type="checkbox"/>

Optional Narrative

N/A

Submitted electronically to the




The Texas Commission on Law Enforcement

Division Schedules

Patrol Division

The Patrol Division is comprised of 60 officers and is made up of six shifts - 2 day shifts, 2 night shifts, and 2 mid shifts.

Regular-Shift Officers 6a-6p / 6p-6a



Mid-Shift Officers 2p-2a



Communications Division

The Communications Division is comprised of 13 dispatchers and 1 supervisor and is made up of 4 shifts - 2 day and 2 night.

Communications Supervisor 8a-5p M-F on call 24/7/365



Dispatchers 6a-6p / 6p-6a




-  Lieutenant
-  Sergeant
-  Corporal
-  Communications Supervisor

Criminal Investigations Division




The Criminal Investigations Division consists of 13 detectives. Detectives work 10-hour shifts from 6 a.m. to 5 p.m., with weekends and off-set Fridays and Mondays off. Detectives and supervisors also rotate being on call (7-day periods).


In 2021, the Crime Scene Unit was composed of 3 civilian crime scene technicians. They also maintain the Property Room and catalogue evidence.

Detectives



Crime Scene Technicians

-  Lieutenant
-  Sergeant
-  Corporal



- Sergeant
- Detective
- Investigator

Special Services Division

The Department has a five-member team which comprises the Special Services Division.

The mission of the unit is to conduct proactive policing in high crime rate areas of town or in areas that have seen a temporary spike in the crime rate as victims of crime or a high concentration of suspects.

The unit is also assigned other special services as needed, but will not be used as manpower or for all special events. The unit works 4, 10-hour shifts per week with the days and hours being flexible.

These officers work mainly street crimes in marked cars and uniforms but have the option to work in plain clothes as needed.

The investigator follows up on Special Service's cases during normal business hours, interview possible informants, and attend CID shift meetings to share information.

All members of the unit work with Patrol, CID and other agencies to assist with and request assistance with follow up on cases.



\$10,875
Money Paid
for
Tips in 2021

Crime Stoppers

Deep East Texas Crime Stoppers Inc. is ran out of Lufkin Police Department by a sworn officer who acts as the executive director.

It exists to reduce crime in communities throughout the Deep East Texas region and to reduce the crime prevention and crime-solving burdens on area law enforcement agencies.


Crime Stoppers is non-profit organization with a Board of Directors comprised of citizens from the East Texas area providing direction as to the financial and promotional activities of the Program. The executive director manages the day-to-day operations and expansion of the Program but the board controls the program, determines all reward payments, and is vital to the program's success.

2021 was another busy year for Crime Stoppers with 689 tips called in to the tip line. Tips cleared a total of 38 cases with 42 arrests made.

Statistic	YTD
Tips Received	689
Cases Cleared	38
Arrests (does not include wanted/fugitive arrests)	42
Fugitive Arrests	2
Administrative Discipline for on-campus incidents	19
Rewards	\$10,875
Weapons Recovered	16
Vehicles Recovered	2
Property Recovered	\$60,805
Drugs Seized	\$300

Professional Standards & Recruiting Division

There are two Professional Standards investigators. They are responsible for receiving and investigating citizen complaints, uses of force, and pursuit reviews as well as the Department's recruiting and hiring practices.



Recruiting and retention in 2021

In Aug. 2020, we found ourselves down 20 officers. Throughout 2021, we ramped up our recruiting efforts and hired 8 new officers.

Candidates are recruited from regional police academies, area universities and colleges, and contacts within the military and NAACP. To prepare candidates for the Civil Service Test, we offer study sessions and physical fitness training through the "Row and Read with Your Recruiter" program.

In Nov. 2021, Lufkin City Council approved step raises and additional incentives that have greatly improved our hiring and retention efforts. These incentives and step raises coupled with our affordable insurance plans allow us to compete with much larger agencies.

Thanks to city council's actions, there are 62 LPD officers who are now receiving some type of incentive pay.

City council also approved a \$5,000 sign-on bonus for certified officers and a recruiting bonus for certified officer referrals.

So far in 2022, we have hired 7 officers with civil service testing expected to fill our remaining vacancies.

LPD salary range

Officer: \$50k-\$76k

Supervisor: \$65k - \$101k

Incentive pay opportunities

- Bilingual
- College degree
- SWAT
- Field training officer
- Instructor
- Detective
- Military service
- Accident reconstruction
- Certificate pay



Records Division

There are two clerks and one supervisor that make up the Records Division. They are housed out of Lufkin Municipal Court. They maintain the Department's database, input reports and fill records requests for incident reports and crash reports for citizens every day.

They are in the office Monday - Friday from 8 a.m. to 5 p.m.



Media Relations/Open Records Division

There is one civilian Public Information Officer who answers Open Records Requests and media inquiries. They are responsible for the Department's Daily Media Report and social media presence.

They are in the office Monday - Friday from 8 a.m. to 5 p.m. and on call 24/7/365.



IT/Fleet Division

There is one civilian IT/Fleet Manager who maintains the Department's vehicles and related technology like in-car and body-worn recording systems.

They are in the office Monday - Friday from 8 a.m. to 5 p.m. and on call 24/7/365.




Chaplains

There are four Department chaplains who respond on an as-needed basis for requests within the LPD family and the community.

They are requested in times of crisis to provide support to officers, their families and citizens alike.

They also provide leadership for the Department's CAPA graduates.



Special Response Team



1 Commander



10 Team Members



3 Snipers



4 Negotiators



1 Paramedic

Special Response Team is a unit of highly-trained and specifically equipped officers who work as a coordinated team to resolve critical incidents that are so hazardous, complex or unusual that they may exceed the capabilities of first responders or investigative units. Those incidents include, but are not limited to, hostage taking, barricaded suspects, snipers, terrorist acts and other high-risk incidents.


This unit is also used to serve high-risk warrants, both search and arrest, where public and officer safety issues warrant the use of such a unit.

SRT/SWAT trains once a month. The unit completes mandatory physical fitness testing twice a year.

This unit consists of three operational components: a Crisis Negotiation Team, the Entry Team, and the Sniper Team.



BATT-X Rescue Vehicle

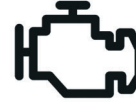


SRT-I

2020 Chevy Tahoe Police Pursuit Vehicle



5.3L
V8



2WD

355 HP



6-Speed
Automatic

121 MPH Projected Top Speed
Without Equipment

2021 Ford Police Interceptor Utility Vehicle



3.3L
V6



AWD

285 HP



10-Speed
Automatic

136MPH Projected Top Speed
Without Equipment



In-Car
Camera
System



LED Emergency
Lighting



Prisoner Partition with
Fiberglass Seat