

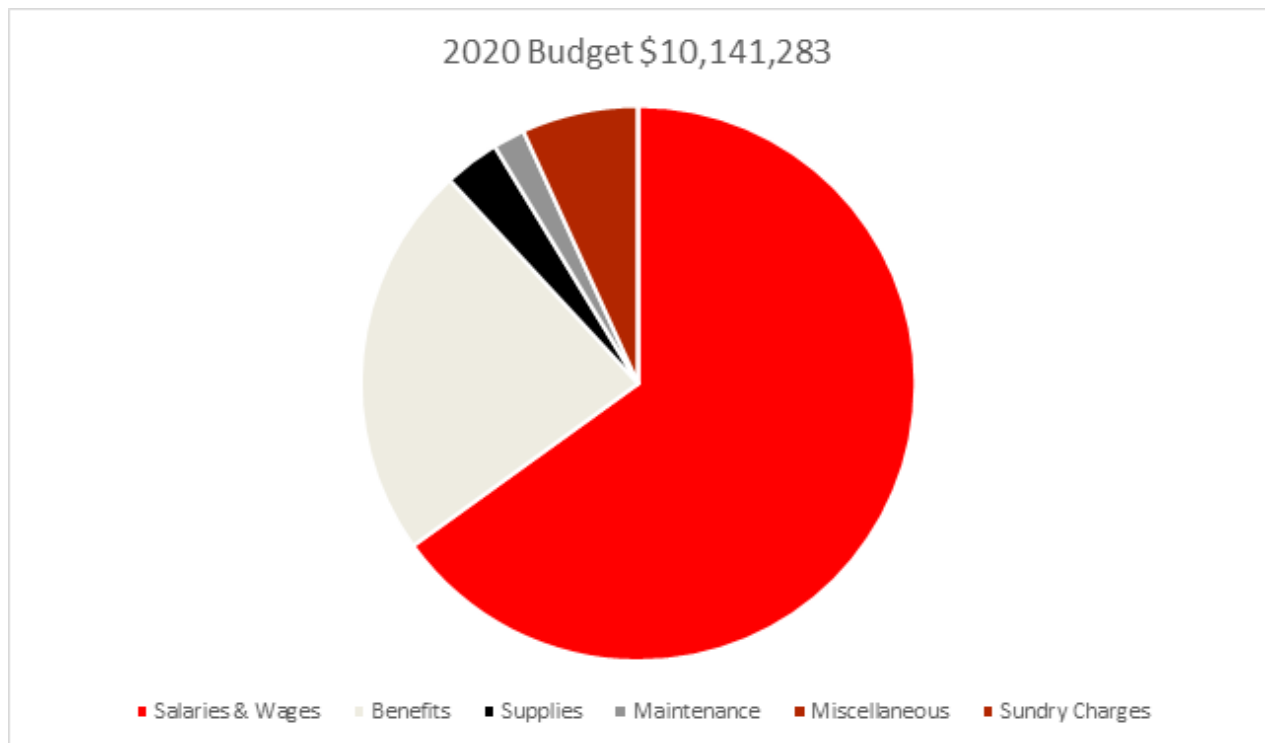
# 2020

## Lufkin Police Department Annual Report

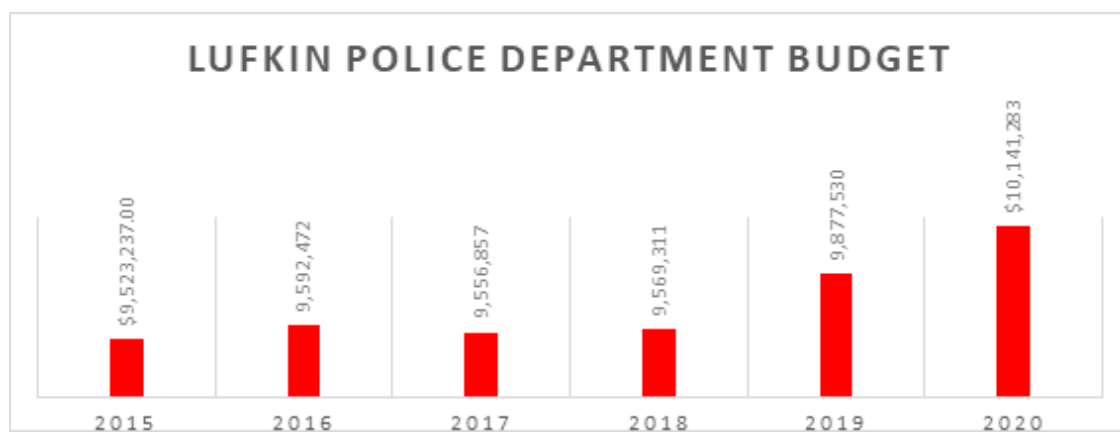


# Table of Contents

Budget .....	3
Message from the Chief .....	4
Crime Clock .....	5
Crime Analysis .....	6-8
Activity Report .....	9-10
Arrest Summary .....	11
Crash Clock .....	12
Racial Profiling Report .....	13-20
Division Schedules .....	21-23
Special Response Team .....	24
2020 Chevy PPV .....	25
Future Challenges .....	26



Salaries & Wages	\$6,598,741
Benefits	\$2,336,380
Supplies	\$327,742
Maintenance	\$188,600
Miscellaneous	\$688,820
Sundry Charges	\$1,000



# Message from the Chief

*It is my pleasure to share with you the 2020 Annual Report. This report will not only give you information about the police department but will also provide with a few of our crime statistics and calls for service.*

*This year's statistics come from a new reporting system called the National Incident Based Reporting System (NIBRS) created by the Federal Bureau of Investigation. This reporting system is supposed to allow more standardized reporting among agencies and give an overall picture of crime statistics. We have taken these overall numbers, and in some instances, broken them down into specific crimes to give you a better snapshot of crime in our city.*

*The Officers of the Lufkin Police Department and I hope you find the 2020 Annual Report both interesting and informative.*

*Sincerely,*

A handwritten signature in cursive script that reads "D. Thomas".

*David Thomas*

*Chief of Police*

*Lufkin Police Department*

# Lufkin's 2020 Crime Clock

On average occurred every .....



**Theft**

**8 hours**

**Assault**

**14 hours**

**Burglary**

**31 hours**

**Aggravated Assault**

**42 hours**

**Vehicle Theft**

**3 days**

**Robbery**

**8 days**

**Rape**

**11 days**

**Murder**

**2 per year**

# Lufkin Crime Analysis

## Crime Measurements

To measure crime trends, Lufkin utilizes reporting systems like Uniform Crime Reporting (UCR) and National Incident-Based Reporting System (NIBRS). In 2020, the Department switched to the NIBRS system and will no longer be using UCR for state and federal crime reporting.

## Crime Index

NIBRS collects the reporting of seven “index” crimes. There are two types of index crime – violent and property. Violent crimes recorded include murder, rape, robbery and aggravated assault while property crimes include burglary, theft (larceny) and motor vehicle theft.

By reducing the overall occurrence of crime to this Crime Index, the annual comparison of crime trends is simplified. Although arson and human trafficking are index crimes in that the number of reported offenses is collected, neither is a part of the Crime Index.



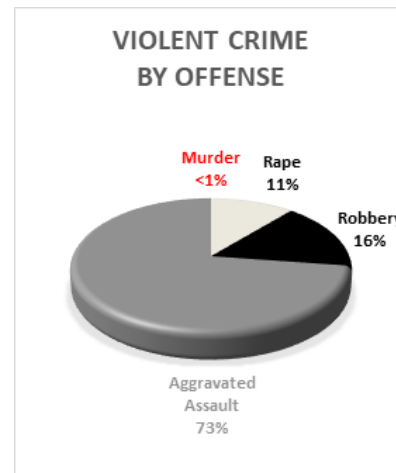
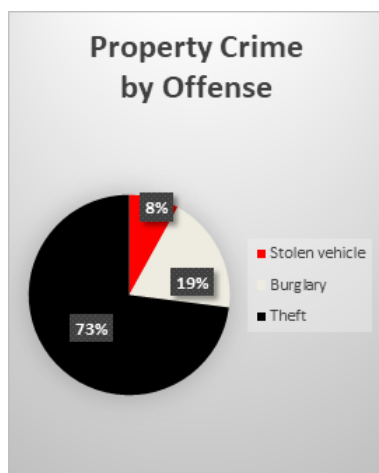
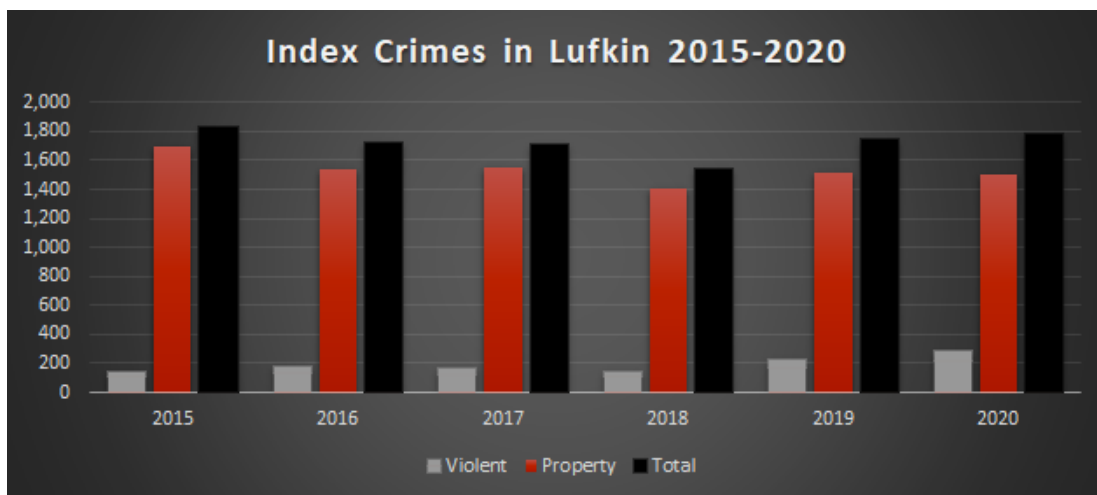
## Violent Crimes

- Murder
- Rape
- Robbery
- Aggravated assault



## Property Crimes

- Burglary
- Theft (larceny)
- Motor vehicle theft



Offense	Reported	Cleared	Percent Cleared
Murder	2	2	100%
Rape	32	10	31%
Robbery	46	9	20%
Aggravated Assault	204	68	33%
Burglary	275	25	9%
Theft	1103	263	24%
Stolen Vehicle	119	28	24%
Total	1781	405	22%

### Type of Crime

Crime analysis generally looks at the two categories of crime discussed above: violent crimes (or crimes against persons) and property crimes.

In 2020, violent crimes accounted for 16 percent of the Crime Index, while property crimes made up the other 84 percent.

### Crime Volume

In 2020, there were 1,781 index crimes reported.

Arrests were made in 405 of those cases, giving us a 22 percent clearance rate in 2020.

### Crime Rate

During calendar year 2020, Lufkin's crime rate was 5,085 index crimes per 100,000 persons. This is a 6 percent increase from the previous year. The crime rate is based on the 2020 Lufkin population of 35,021 (Census.gov estimate).

**16%**  
Violent  
Crimes

vs.

**84%**  
Property  
Crimes


**26%**  
Clearance  
Rate

**5,085**  
Crime Rate  
per 100,000  
people

  
**6%**  
from  
2019

Year	Murder	Rape	Robbery	Aggravated Assault	Burglary	Larceny	Motor Vehicle Theft	Total Index Crimes
2015	1	0*	44	90	328	1309	60	1832
2016	1	37	32	102	293	1164	85	1714
2017	4	17	33	105	264	1206	83	1712
2018	1	20	16	97	260	1067	76	1537
2019	1	20	35	127	215	1196	113	1707
2020	2	32	46	204	275	1103	119	1781

## 119 Vehicles Stolen in 2020



**\$1.2 million**  
Recovered  
Value

## Stolen vehicles

Of the types of motor vehicles that were reported to be stolen, 84 percent were automobiles, 13 percent were trucks and buses, and the remainder were classed as 'other vehicles' which accounted for the remaining 3 percent. The 'other vehicles' classification includes all other motor vehicles, such as ATV's, motorcycles, motor scooters, trail bikes, mopeds, golf carts and the like.

Our 2020 numbers remained very similar to our 2019 numbers.

Arrests have been made in the majority of the cases attributed to that group and vehicles have been returned to their owners

## Burglaries

Though Property Crimes overall increased slightly in 2020, burglaries continue to fall. The number of burglaries committed in Lufkin in 2020 was 275.

## Thefts

As with other non-violent property crimes, theft is primarily a crime of opportunity. The factors of opportunity and stealth work in the favor of perpetrators and against police detection, thereby reducing available solutions for this offense. Also, it is reasonable to expect that many offenses in this category, particularly where the value of goods stolen is small, are never reported to police.

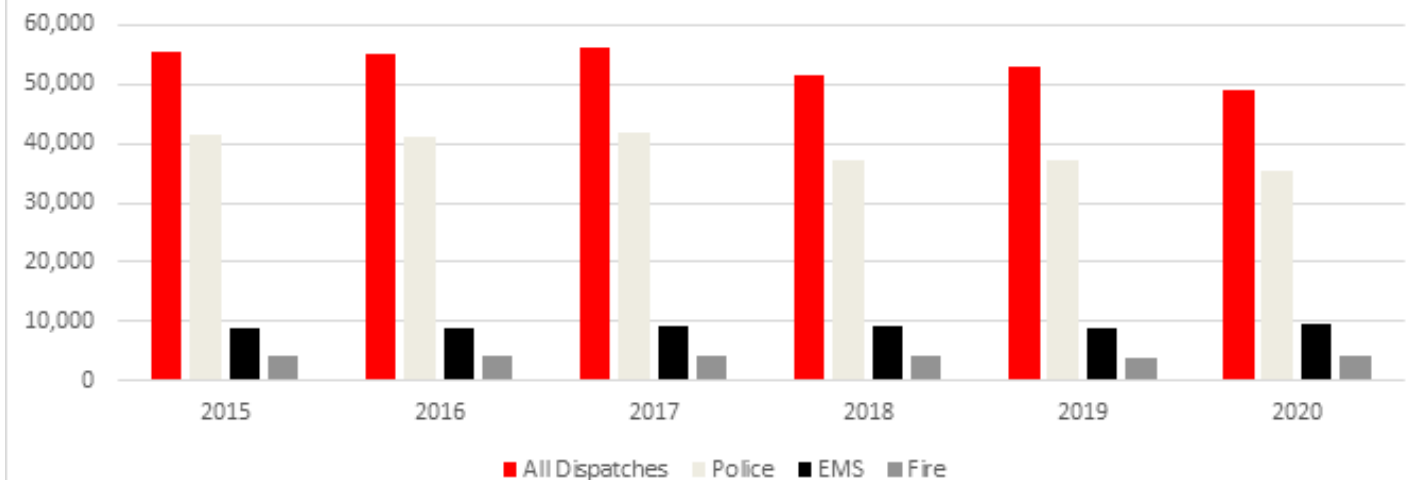
The number of thefts committed in Lufkin in 2020 was 1,103, making this the largest crime category of the Index Crimes.





# LPD Activity Report

Emergency Dispatches per year



## Communications

The Communications Center provides 24-hour service to the public for information or assistance that may be needed for Police, EMS, Fire, and Public Works (after hours). The Communications Center also takes all incoming 9-1-1 calls for not only the City of Lufkin, but also transfers calls from Angelina County residents and the City of Diboll for EMS Services.

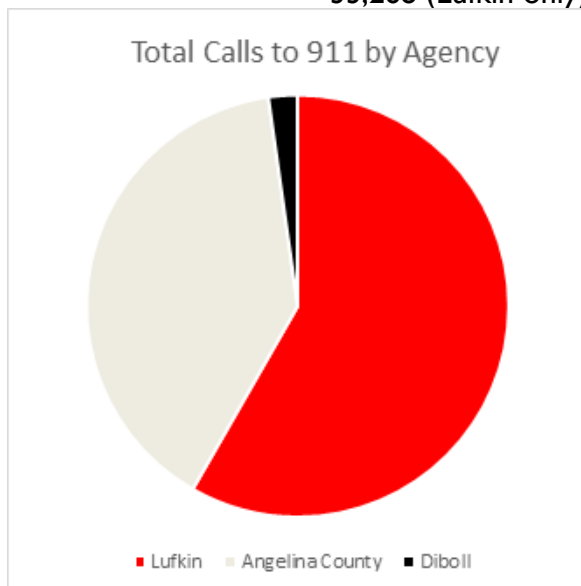


**Non-emergency calls**  
138,948



**911 calls**  
57,078 (all agencies)  
33,268 (Lufkin only)

Total Calls to 911 by Agency



\* calls transferred by ACSO/Diboll for EMS not shown

## Call Types

In 2020, the LPD Communications center dispatched 57,078 9-1-1 calls for all of the agencies it serves. This was a slight increase from 2019.

In 2020, the Communications Center dispatched 35,405 police calls; 9,429 EMS calls; 4,250 fire calls; 434 private ambulance calls; and 511 after-hours Public Works calls.

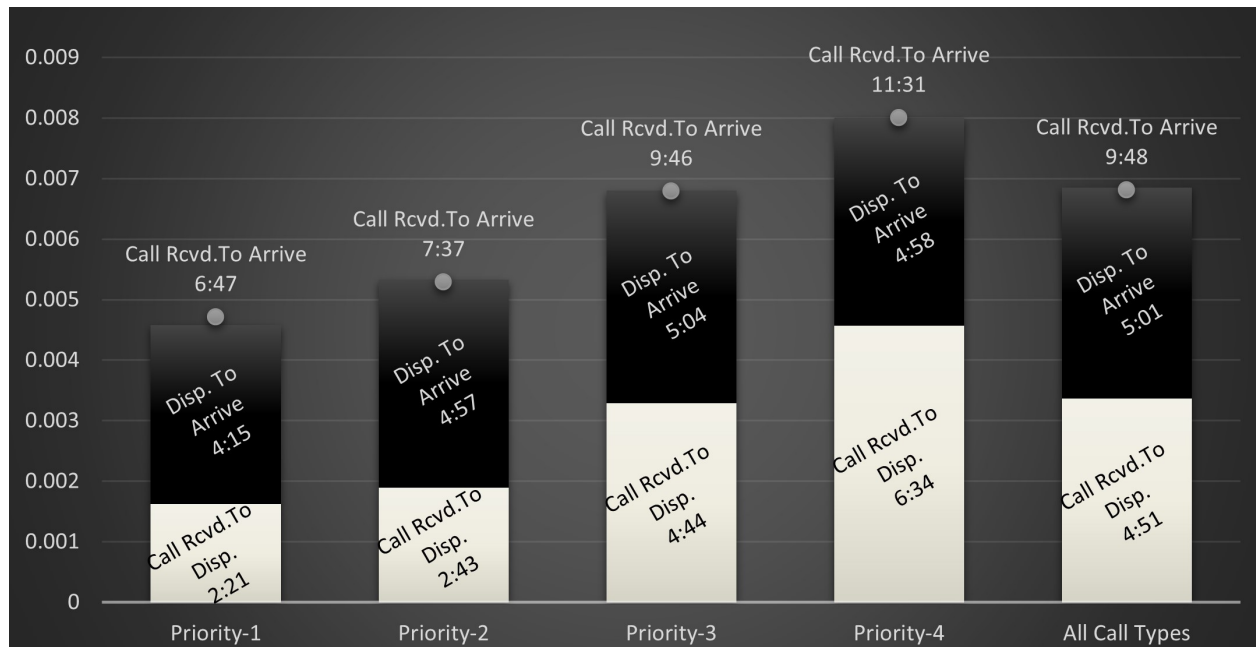
An emergency 9-1-1 call was answered on average every 9 minutes.

## Police Response

Overall police activity here is measured by the total Computer Aided Dispatch (CAD) calls generated each year. This will include most officer-initiated activities. There were 35,396 CAD calls in 2020. This was slight decrease in overall police activity from 2019.

In 2020 a police officer was dispatched every 15 minutes.

On average, LPD officers responded to 2,949 calls per month in 2020.



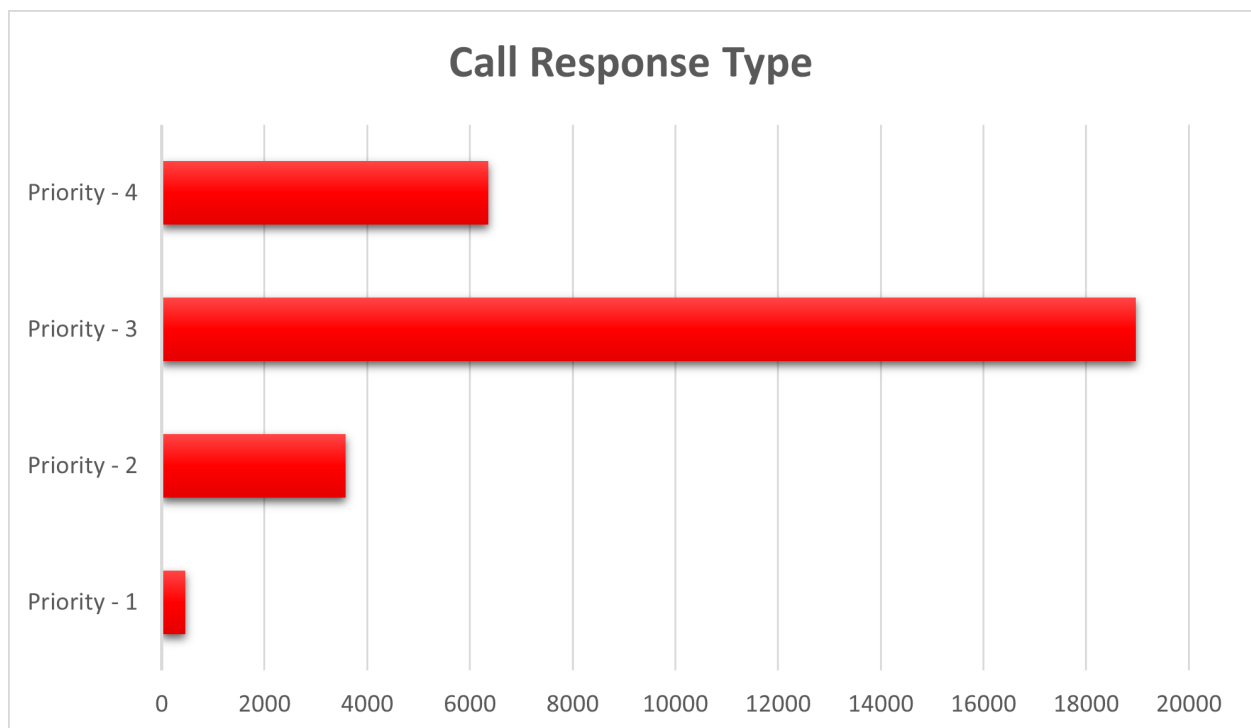
## Response Times

In 2020, the average response time for a Lufkin Police officer was 9 minutes.

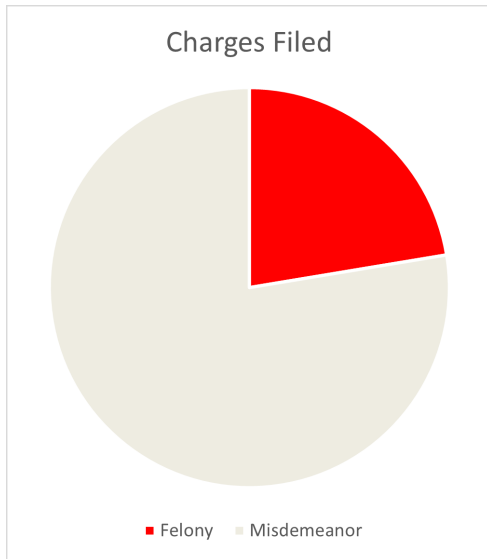
Calls are ranked by priority on a scale of 1-4. Calls which require an immediate response with an immediate threat to life are ranked Priority 1.

Priority 2 calls are calls that require an immediate response with a substantial threat to life.

In 80 percent of Priority 1 and 2 calls, an officer was on scene in less than 7 minutes from the time of the citizen's call.



# Arrest Summary



**1,483**  
Adult  
Arrests in  
2020



**37**  
Juvenile  
Arrests in  
2020



**134**  
Non-Compliance  
Arrests

## Arrests

In 2020, Lufkin Police Officers made 1,483 adult arrests, for an average of 124 arrests a month. This was an decrease of 309 arrests from 2019.

There were 37 juveniles arrested in 2020. That is 25 less than in 2019.

In 2020, Lufkin Police officers filed 680 felony charges and 2,358 charges for other misdemeanor offenses.

## 33 Vehicle Pursuits in 2020



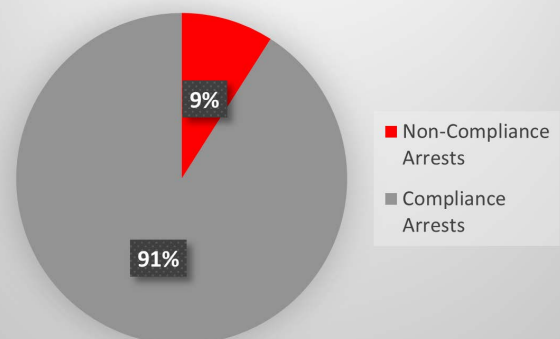
**46**  
Felony Charges

**30**  
Misdemeanor  
Charges

Because of their inherent danger to our officers and the public, vehicle pursuits are also thoroughly documented and closely evaluated by the Lufkin Police Department's Administration.

A total of 35 suspects were arrested, resulting in 46 felony charges and 30 misdemeanors.

## 2020 Arrest Outcomes



# Lufkin's 2020 Crash Clock

**Fatal**

**122 days**

**Suspected serious**

**11 days**

**Suspected minor**

**4 days**

**Possible injury**

**2 days**

**Not injured**

**10 hours**

**Unknown**

**16 days**



Fatalities  
by  
Type

**3**

Vehicle  
vs.  
Vehicle



**0**

Auto  
vs.  
Pedestrian





In compliance with Senate Bill 1074, the following is the Lufkin Police Department racial profiling report for 2020.



# Total stops: 1915

---

## Street address or approximate location of the stop

City street	1225
US highway	444
County road	0
State highway	234
Private property or other	12

## Was race or ethnicity known prior to stop?

Yes	76
No	1839

## Race / Ethnicity

Alaska Native / American Indian	2
Asian / Pacific Islander	16
Black	644
White	827
Hispanic / Latino	426

## Gender

<b>Female</b>	<b>765</b>
Alaska Native / American Indian	0
Asian / Pacific Islander	4
Black	252
White	342
Hispanic / Latino	167
<b>Male</b>	<b>1150</b>
Alaska Native / American Indian	2
Asian / Pacific Islander	12
Black	391
White	486
Hispanic / Latino	259

## Reason for stop?

<b>Violation of law</b>	<b>75</b>
Alaska Native / American Indian	0
Asian / Pacific Islander	0
Black	26
White	35

Hispanic / Latino	14
<b>Preexisting knowledge</b>	<b>231</b>
Alaska Native / American Indian	0
Asian / Pacific Islander	4
Black	62
White	124
Hispanic / Latino	41
<b>Moving traffic violation</b>	<b>1035</b>
Alaska Native / American Indian	2
Asian / Pacific Islander	12
Black	335
White	430
Hispanic / Latino	256
<b>Vehicle traffic violation</b>	<b>574</b>
Alaska Native / American Indian	0
Asian / Pacific Islander	0
Black	221
White	238
Hispanic / Latino	115
<b>Was a search conducted?</b>	
<b>Yes</b>	<b>307</b>
Alaska Native / American Indian	0
Asian / Pacific Islander	0
Black	129
White	127
Hispanic / Latino	51
<b>No</b>	<b>1608</b>
Alaska Native / American Indian	2
Asian / Pacific Islander	16
Black	515
White	700
Hispanic / Latino	375
<b>Reason for Search?</b>	
<b>Consent</b>	<b>80</b>
Alaska Native / American Indian	0
Asian / Pacific Islander	0
Black	27
White	41

Hispanic / Latino	12				
<b>Contraband</b>	<b>1</b>				
Alaska Native / American Indian	0				
Asian / Pacific Islander	0				
Black	0				
White	0				
Hispanic / Latino	1				
<b>Probable</b>	<b>80</b>				
Alaska Native / American Indian	0				
Asian / Pacific Islander	0				
Black	39				
White	31				
Hispanic / Latino	10				
<b>Inventory</b>	<b>66</b>				
Alaska Native / American Indian	0				
Asian / Pacific Islander	0				
Black	28				
White	24				
Hispanic / Latino	14				
<b>Incident to arrest</b>	<b>80</b>				
Alaska Native / American Indian	0				
Asian / Pacific Islander	0				
Black	35				
White	31				
Hispanic / Latino	14				
<b>Was Contraband discovered?</b>					
<b>Yes</b>	<b>137</b>				
		Did the finding result in arrest?			
		(total should equal previous column)			
Alaska Native / American Indian	0	Yes	0	No	0
Asian / Pacific Islander	0	Yes	0	No	0
Black	58	Yes	34	No	24
White	59	Yes	35	No	24
Hispanic / Latino	20	Yes	12	No	8
<b>No</b>	<b>170</b>				
Alaska Native / American Indian	0				
Asian / Pacific Islander	0				
Black	71				
White	68				
Hispanic / Latino	31				



<b>Description of contraband</b>	
<b>Drugs</b>	<b>117</b>
Alaska Native / American Indian	0
Asian / Pacific Islander	0
Black	50
White	46
Hispanic / Latino	21
<b>Weapons</b>	<b>2</b>
Alaska Native / American Indian	0
Asian / Pacific Islander	0
Black	2
White	0
Hispanic / Latino	0
<b>Currency</b>	<b>0</b>
Alaska Native / American Indian	0
Asian / Pacific Islander	0
Black	0
White	0
Hispanic / Latino	0
<b>Alcohol</b>	<b>9</b>
Alaska Native / American Indian	0
Asian / Pacific Islander	0
Black	5
White	2
Hispanic / Latino	2
<b>Stolen property</b>	<b>1</b>
Alaska Native / American Indian	0
Asian / Pacific Islander	0
Black	1
White	0
Hispanic / Latino	0
<b>Other</b>	<b>8</b>
Alaska Native / American Indian	0
Asian / Pacific Islander	0
Black	3
White	3
Hispanic / Latino	2
<b>Result of the stop</b>	
Verbal warning	<b>0</b>

Alaska Native / American Indian	0
Asian / Pacific Islander	0
Black	0
White	0
Hispanic / Latino	0
<b>Written warning</b>	<b>682</b>
Alaska Native / American Indian	1
Asian / Pacific Islander	8
Black	234
White	308
Hispanic / Latino	131
<b>Citation</b>	<b>1076</b>
Alaska Native / American Indian	1
Asian / Pacific Islander	8
Black	344
White	456
Hispanic / Latino	267
<b>Written warning and arrest</b>	<b>17</b>
Alaska Native / American Indian	0
Asian / Pacific Islander	0
Black	7
White	6
Hispanic / Latino	4
<b>Citation and arrest</b>	<b>132</b>
Alaska Native / American Indian	0
Asian / Pacific Islander	0
Black	59
White	50
Hispanic / Latino	23
<b>Arrest</b>	<b>8</b>
Alaska Native / American Indian	0
Asian / Pacific Islander	0
Black	0
White	7
Hispanic / Latino	1
<b>Arrest based on</b>	
<b>Violation of Penal Code</b>	<b>109</b>
Alaska Native / American Indian	0
Asian / Pacific Islander	0

Black	42
White	48
Hispanic / Latino	19
<b>Violation of Traffic Law</b>	<b>8</b>
Alaska Native / American Indian	0
Asian / Pacific Islander	0
Black	4
White	3
Hispanic / Latino	1
<b>Violation of City Ordinance</b>	<b>0</b>
Alaska Native / American Indian	0
Asian / Pacific Islander	0
Black	0
White	0
Hispanic / Latino	0
<b>Outstanding Warrant</b>	<b>40</b>
Alaska Native / American Indian	0
Asian / Pacific Islander	0
Black	20
White	12
Hispanic / Latino	8

**Was physical force resulting in bodily injury used during stop?**

<b>Yes</b>	<b>6</b>
Alaska Native / American Indian	0
Asian / Pacific Islander	0
Black	3
White	2
Hispanic / Latino	1
<b>No</b>	<b>1909</b>
Alaska Native / American Indian	2
Asian / Pacific Islander	16
Black	641
White	825
Hispanic / Latino	425

**Number of complaints of racial profiling**

<b>Total</b>	<b>0</b>
<b>Resulted in disciplinary action</b>	<b>0</b>
<b>Did not result in disciplinary action</b>	<b>0</b>

# Division Schedules

## Patrol Division

The Patrol Division is comprised of 60 officers and is made up of six shifts: - 2 day shifts, 2 night shifts, and 2 mid shifts.

### Regular-Shift Officers 6a-6p / 6p-6a



### Mid-Shift Officers 12p-12a



## Communications Division

The Communications Division is comprised of 13 dispatchers and 1 supervisor and is made up of 4 shifts - 2 day and 2 night.

### Communications Supervisor

8a-5p M-F  
on call 24/7/365



### Dispatchers 6a-6p / 6p-6a



-  Lieutenant
-  Sergeant
-  Corporal
-  Communications Supervisor




**Criminal Investigations Division**


The Criminal Investigations Division consists of 13 detectives. Detectives work 10-hour shifts from 6 a.m. to 5 p.m., with weekends and off-set Fridays and Mondays off. Detectives and supervisors also rotate being on call (7-day periods).

The Crime Scene Unit is composed of 3 civilian crime scene technicians. They also maintain the Property Room and catalogue evidence.

**Detectives**




**Crime Scene Technicians**



Lieutenant

Sergeant



- **Sergeant**
- **Detective**
- **Investigator**

## Special Services Division

The Department has a five-member team which comprises the Special Services Division.

The mission of the unit is to conduct proactive policing in high crime rate areas of town or in areas that have seen a temporary spike in the crime rate as victims of crime or a high concentration of suspects.

The unit is also assigned other special services as needed, but will not be used as manpower or for all special events. . The unit works 4, 10-hour shifts per week with the days and hours being flexible.

These officers work mainly street crimes in marked cars and uniforms but have the option to work in plain clothes as needed.

The investigator follows up on Special Service's cases during normal business hours, interview possible informants, and attend CID shift meetings to share information.

All members of the unit work with Patrol, CID and other agencies to assist with and request assistance with follow up on cases.



## \$18,365

Money Paid  
for  
Tips in 2020

## Crime Stoppers 2020 Stats

Tips Received	821
Cases Cleared	45
Arrests (does not include fugitive arrests)	41
Fugitive Arrests	17
Administrative Discipline for on-campus incidents	7
Rewards	\$18,365
Weapons Recovered	2
Vehicles Recovered	2
Property Recovered	\$98,155

## Crime Stoppers

Crime Stoppers of Lufkin is ran out of the Lufkin Police Department by a sworn officer who acts as the executive director.

It exists to reduce crime in communities throughout the Deep East Texas region and to reduce the crime prevention and crime-solving burdens on area law enforcement agencies.

Crime Stoppers is non-profit organization with a Board of Directors comprised of citizens from the East Texas area providing direction as to the financial and promotional activities of the program. The executive director manages the day-to-day operations and expansion of the program but the board controls the program, determines all reward payments, and is vital to the program's success.

2020 was another busy year for Crime Stoppers with 821 tips called in to the tip line. Tips cleared a total of 45 cases with 58 arrests made.

### Records Division

There are two clerks and one supervisor that make up the Records Division. They maintain the Department's database, input reports and fill records requests for incident reports and crash reports for citizens every day.

They are in the office Monday - Friday from 8 a.m. to 5 p.m.



### Professional Standards Division

There are two Professional Standards Investigators. They are responsible for taking and investigating citizens complaints, use of force and pursuit re-views and the Department's recruiting and hiring practices.

They work the same schedule as the Criminal Investigations Division.




### Chaplains

There are four Department chaplains who respond on an as-needed basis for requests within the LPD family and the community.

They are requested in times of crisis to provide support to officers, their families and citizens alike.

They also provide leadership for the Department's CAPA graduates.



### Media Relations/Open Records Division

There is one civilian Public Information Officer who answers Open Records Requests and media inquiries. They are responsible for the Department's Daily Media Report, press distributions and social media presence.

They are housed out of the City of Lufkin Communications Department. Their office hours are Monday - Friday from 8 a.m. to 5 p.m. and on call 24/7/365.



### IT/Fleet Division

There is one civilian IT/Fleet Manager who maintains the Department's vehicles and related technology like in-car and body-worn recording systems.

They are in the office Monday - Friday from 8 a.m. to 5 p.m. and on call 24/7/365.



# Special Response Team



**1 Commander**



**10 Team Members**



**3 Snipers**



**4 Negotiators**



**1 Paramedic**

Special Response Team is a unit of highly-trained and specifically equipped officers who work as a coordinated team to resolve critical incidents that are so hazardous, complex or unusual that they may exceed the capabilities of first responders or investigative units. Those incidents include, but are not limited to, hostage taking, barricaded suspects, snipers, terrorist acts and other high-risk incidents.


This unit is also used to serve high-risk warrants, both search and arrest, where public and officer safety issues warrant the use of such a unit.

SRT/SWAT Trains twice a month for a combined 3264 hours SRT/SWAT Mandatory Physical Fitness Training each month SRT/SWAT Completes Mandatory Physical Fitness Testing twice a year.

This unit consists of three operational components: a Crisis Negotiation Team, the Entry Team, and the Sniper Team.



**BATT-X Rescue Vehicle**



**SRT-I**



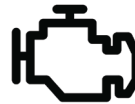
# 2020 Chevy Tahoe Police Pursuit Vehicle



**In-Car  
Camera  
System**



**5.3L  
V8**



**2WD**

**LED  
Emergency  
Lighting**



**355 HP**



**6-Speed  
Automatic**

**Prisoner  
Partition with  
Fiberglass Seat**



**121 MPH**

**Projected Top Speed  
Without Equipment**



# Future Challenges and Opportunities

*2020 was a challenging year due to the COVID-19 outbreak as well as civil unrest across the country. COVID-19 left its mark on our community not in only illness and deaths but economically as well. We as a department faced new challenges from the wearing of personal protective equipment to how to enforce state health orders while protecting individual rights. Our goal was one of education and keeping our community healthy. Once again, our community stood behind us by adhering to health standards and self-policing so we could focus on criminal activity and quality of life issues.*

*We were sadden to see the civil unrest across our country. Our city saw peaceful protests and prayer rallies and were an example of how a community could come together during unprecedented times. We cannot thank the community enough for their support and trust. We do not take it lightly and are truly grateful.*

*I am honored to serve with the men and women of the Lufkin Police Department and look forward to another year working together to make our city a great place to work, play and raise a family.*

*Sincerely,*

A handwritten signature in cursive script that reads "D. Thomas".

*David Thomas*

*Chief of Police*

*Lufkin Police Department*



