

NEW BERN



NORTH CAROLINA

Everything comes together here

Departmental Monthly Reports

August 2021

Table of Contents

Development Services	2
Finance	6
Fire	7
Human Resources	8
Parks & Recreation.....	9
Police.....	10
Public Utilities	13
Public Works	21
Attendance for Board Appointees	22

Development Services

Inspections:

Overview	2020 YTD	2021 YTD	July 2021	August 2021
Commercial Permits – New Construction	95	53	4	4
Residential Permits – New Single Family	180	313	28	20
Residential Permits – Additions/Remodels	238	187	1	24
Mobile Homes	9	8	1	0
Signs	34	27	5	3
Certificates of Occupancy – Residential	172	155	15	20
Certificates of Occupancy – Commercial	12	1	0	0
Total Permit Valuation	\$105,414,843	\$68,934,935	\$8,783,819	\$8,486,052

Community and Economic Development:

Volt Center/City Market:

- For FY2021 the Volt Center has 1,530 students and 400 confirmed jobs since the Volt Center’s opening by students prior to leaving or graduating from courses.

Economic and Community Development:

- Staff worked on compiling information for the Consolidated Annual Performance Evaluation Report (CAPER). This annual report is due to HUD each September and grantees report on accomplishments and progress toward Consolidated Plan goals. The AD for the CAPER went on display on August 18, 2021, and the draft CAPER was placed on displayed on August 20, 2021.
- Staff amended the 2021 Annual Action Plan certification documents. These documents were sent to the Interim City Manager for approval to later be submitted to HUD.
- Staff hosted and attended the Community Development Advisory Committee (CDAC) meeting on Tuesday, August 10, 2021.
- Staff has been working with Dr. Holmes of the Duffyfield Community in matching a local resident with what is needed for housing rehabilitation.
- Staff is working with Habitat for Humanity in preparation for the Redevelopment Commission’s upcoming Health and Wellness event.

Development Services

- Staff also attended the CARTS Transportation Advisory Board meeting held virtually on Wednesday, August 18, 2021. Staff prepared minutes for the meeting and submitted them to CARTS director, Kelly Walker.
- Staff recently sent advertisement to the Sun Journal for the re-bid of the ongoing 2020 CDBG Bus Shelter Project.
- Staff also sent the 2021 CDBG Grant Funding Agreement to be signed by the City Manager. This agreement ensures that the city receives its 2021 CDBG allocation. This agreement was signed and delivered to HUD.
- The City of New Bern was selected for the Electricities Site Assist Program and held a kick-off call with the consultant team, members from Electricities and Staff. New Bern is one of seven NC public power communities approved to participate in the summer 2021 cycle of our Site Assist program.
- Staff had call with Economic Development Administration regional representative to learn more about the EDA's published Notice of Funding Opportunities (NOFO). Under the American Rescue Plan, EDA was allocated \$3 billion in supplemental funding to assist communities nationwide in their efforts to build back better by accelerating the economic recovery from the coronavirus pandemic and building local economies that will be resilient to future economic shocks. With an emphasis on equity, EDA investments made under the American Rescue Plan will directly benefit previously underserved communities impacted by COVID-19. EDA has published the following funding opportunities: Economic Adjustment Assistance; Travel, Tourism and Outdoor Recreation; Indigenous Communities; Build Back Better Regional Challenge; Statewide Planning, Research and Networks; and Good Jobs Challenge. Staff is preparing information to discuss how New Bern's goals align with EDAs priorities under these opportunities in a future conference call next week.

Resiliency and Recovery Activities:

- Staff held a virtual meeting with the NCDPS for the BRIC (Building Resilient Infrastructure and Communities) 2021 FEMA funding cycle. The BRIC program aims to categorically shift the federal focus away from reactive disaster spending and toward research-supported, proactive investment in community resilience. FEMA anticipates BRIC funding projects that demonstrate innovative approaches to partnerships, such as shared funding mechanisms, and/or project design.
- Staff held a conference call with Withers Ravenel as follow-up to call with NCEM regarding FEMA's BRIC grant program NOFO release, the city is identifying a list of potential projects to submit as an LOI for NCEM to consider for full application. LOIs are due to the state in the beginning of October.
- Staff held working group meeting with Moffatt & Nichol and all City Departments to prioritize projects for inclusion in the final Resiliency & Hazard Mitigation Plan.
- Monthly resiliency call held with Moffatt Nichol, they are writing the final draft plan and a public meeting will be scheduled sometime mid-August.
- Staff prepared information for grant reporting, including a call with the National Fish and Wildlife Foundation (NFWF). Staff is awaiting results of the NC Land and Water Fund and the Division of Water Infrastructure.

Development Services

GIS:

- Continued work on the Munis Permitting and Inspections setup looked at addresses and roads names.
- Attended the following meetings/workshops/seminars:
 - Local Government Committee: Stepped down as the Chair and will remain on to represent the APA and LGC at the SMAC (Statewide Mapping Advisory Meeting) meetings and other sub committees.
 - GICC – Council Meeting to look at a variety of projects for next year’s work plan. Discussed the 2020 Census release and ways to provide data to the communities and how to challenge counts.
 - NC Arc Users Group Conference – day one of a 4-day program. Discuss a variety of tools related to ESRI software use and what other governments are doing in GIS.
- Held 3 interviews for the GIS Technician position. An offer was extended to and accepted by Dylan Winger; he will start in late September. Dylan will also be working with the Engineering Department to complete his capstone project for completion of his MGIST at NCSU.
- Continued work on resiliency and flood mitigation efforts along with Moffat & Nichol. Attended a Resiliency Action Plan meeting to formulate ideas to move forward and categorize efforts.
- Received and converted the 2020 Redistricting data from the US Census. Data is down to block level and has racial counts as well as total population and population 18 and older. Compared to determine if redistricting for the City was needed, it appears Wards 1 and 3 do not meet the 10% rule. Began looking at the possible changes, held meetings with Ward 2 and 5 Alderwomen to look at possible changes as well as Wards 1 and 5 to make continued adjustments.
- Updated a variety of data: structures, foreclosures, roads, services, and minimum housing.
- Held the first of monthly GIS meetings to look at citywide efforts and goals.
- Updated and installed GIS software in the water and sewer division of Engineering.
- Attended online meetings seminars to look at the new damage assessment tool that ESRI is making available. Hope to deploy it soon.

MPO:

- Staff attended:
 - Board of Transportation Work Session – 8/2
 - SPOT P6.0 discussion meeting with NCDOT staff – 8/5
 - CARTS TAB meeting – 8/18
 - James City Project team meeting – 8/19
 - DERPO joint TAC/TCC meeting – 8/24
 - City of New Bern Bike/Ped Plan update kickoff call – 8/31
- Held TCC meeting – 8/12
- Held TAC meeting – 8/26
- Continued discussions with MPO planning partners and NCDOT
- Continued efforts with website and social media updates.

Zoning:

- Presented the following items for the July Planning and Zoning Board Meeting:
 - Robert May Subdivision, Phase 2 (Highland Village)
 - Derby Park, Phase 7
- Presented the following items for the Development Review Committee (DRC):
 - Consideration of a Site Plan for Two Rivers Church, reuse of accessory structures for commercial uses.

Development Services

- Conducted field collection of Illegal signs placed in ROW's on MLK Jr. Boulevard corridor and Neuse Boulevard.
- Conducted field investigations related to zoning violation complaints.
- Fielding zoning-related phone calls and email requests
- Processing sign permit applications

HPC:

- Design Review Meeting held on August 4, 2021, for the following projects:
 - 504 S. Front St. – various ideas for discussion 300 Pollock St. (City Hall) – Elevator and stairway addition
 - 420 Broad St. (Firemen's Museum) – new sculpture
 - 513 Metcalf St. – replace chain link fencing with new wood fencing
- Regular Meeting held on August 18, 2021, no COA hearings for this meeting.
- Board Discussion Actions and Discussion Items:
 - CoA extension for 416-418 Broad St. townhouses
 - Report on 613 Broad St. retaining wall reconstruction

Finance

Cash on Hand :

Fund	As of 6/30/2018	As of 6/30/2019	As of 6/30/2020	As of 6/30/2021 *Estimate*	As of 8/31/2021 *Estimate*
Water Fund Cash on Hand	\$ 6,424,708	\$ 7,316,831	\$ 8,316,009	\$ 9,821,632	\$ 11,139,347
Water (Days)	381	255	287	333	367
Sewer Fund Cash on Hand	\$ 4,214,328	\$ 4,460,409	\$ 5,096,367	\$ 5,490,164	\$ 6,985,708
Sewer (Days)	192	135	153	161	193
Electric Fund Cash on Hand	\$ 18,144,700	\$ 19,930,718	\$ 18,891,493	\$ 20,252,521	\$ 21,367,558
Electric (Days)	151	132	124	133	142
General Fund Cash on Hand	\$ 14,236,881	\$ 18,024,570	\$ 15,260,906	\$ 19,855,149	\$ 14,951,515
General Fund Balance %	39.50%	48.00%	55.51%	54.79%	48.45%

General Fund Cash on Hand net of Hurricane Funds:

Fund	As of 6/30/2018	As of 6/30/2019	As of 6/30/2020	As of 6/30/2021 *Estimate*	As of 8/31/2021 *Estimate*
General Fund Cash on Hand	\$ 14,236,881	\$ 18,024,570	\$ 15,260,906	\$ 22,706,567	18,059,308
Florence Fund Cash on Hand	\$ -	\$ (11,578,971)	\$ (5,099,694)	\$ (5,749,484)	(6,010,700)
Dorian Fund Cash on Hand	\$ -	\$ -	\$ (1,457,187)	\$ (424,424)	(424,424)
Isaias Fund Cash on Hand	\$ -	\$ -	\$ -	\$ (51,860)	(51,860)
Net General Fund Cash on Hand	\$ 14,236,881	\$ 6,445,599	\$ 8,704,025	\$ 16,480,799	11,572,324
Net General Fund Balance %	39.50%	17.00%	30.39%	30.38%	27.51%

*The actual fund balance and Days Cash on Hand for each fiscal year are determined after the completion of the Comprehensive Annual Financial Report. The amounts above are estimates based on current financial information.

Significant Issues/Comments:

Fire

Fire Suppression:

Incidents	2020 Total	2021 YTD	Last Month	Current Month
Number of Incidents	1,956	1,272	143	198
90% Response Time to Incidents	9 minutes 49 seconds	8 minutes 55 seconds	8 minutes 23 seconds	8 minutes 53 seconds
Endangered Property Value	\$292,177,530	\$206,548,225	\$1,745,000	\$13,578,038
Property Losses Due to Fire	\$4,265,125	\$814,100	\$250,000	\$20,738
Percentage of Saved Property Value	98.54%	99.61%	85.67%	99.85%
Overlapping Incidents	238	N/A*	N/A*	N/A*

* Not available due to new software current reporting limitations.

Fire Prevention:

Prevention Statistics	2020 Total	2021 YTD	Last Month	Current Month
Fire Investigations	54	27	1	1
Fire Inspections	2,120	1,363	206	147
Permits Issued	87	78	2	5
Child-Passenger Seat Checks	43	67	9	10
People Educated Through Public Fire & Life-Safety Programs	2,189	424	71	116
Smoke Alarms Installed	196	152	7	24

Narcan:

Statistics	2020 Total	2021 YTD	Last Month	Current Month
Overdose Calls Responded To	146	103	15	16
Instances Narcan Administered	11	4	0	0

Significant Issues:

- Slight increase in impact from COVID cases. Approximately 5% of the Fire Department's workforce has either contracted COVID or has been/or still is in quarantine due to exposure.
- Continue to use state recommended medical response protocol for COVID.
- Clean/sanitize fire stations and apparatus twice daily.
- Reinstated distancing policy when in fire station.
- Division Chief McConnell deployed to western part of the state with HART Team (Helicopter Aquatic Rescue Team) due to Tropical Storm Fred.
- Met with Fort Bragg Civilian Affairs Unit to discuss disaster prepared planning.
- New Bern Firemen's Relief Fund presented scholarships to Katelyn Walls and Zachary Lewis (children of New Bern Firefighters).

Human Resources

City-Wide Vacancies:

Department	Budgeted Positions	Separations During the Month	Positions Filled By External Candidates During the Month	Current Vacancies	Turnover FY20/21	Turnover FY21/22
Administration	12	0	0	2	2	0
Development Services	20	0	0	3	0	1
Finance	14	1	0	4	6	6
Fire	75	0	0	2	4	0
Human Resources	5	0	0	0	1	0
Parks & Recreation	30	2	0	4	3	2
Police	120.5	0	2	6	15	1
Public Utilities	87	3	0	15	12	3
Public Works	51	3	2	9	10	5
Water Resources	81	1	1	10	13	4
Totals:	495.5*	10	5	55**	66	22

**Includes regular and 2 grant-funded positions approved for the fiscal year; does not include seasonal positions. Includes 10 funded positions approved by Board of Aldermen at the July 27, 2021 meeting (6-Public Utilities, 3-Water Resources and 1-Public Works).*

Reflects re-organization of 10 positions transferred from Finance Department to Public Utilities.

***Current vacancies due to separations from employment, promotions, demotions and transfers.*

Safety News:

Workers' Compensation	2021	2022
Current Month's Claims	1 OSHA Recordable 0 Lost Time 2 Non-Recordable 0 Denied	6 OSHA Recordable 0 Lost Time 1 Non-Recordable 0 Denied
Year-to-Date Claims	2 Recordable 2 Non-Recordable	8 Recordable 3 Non-Recordable
Current Month Costs	\$26,540.00	\$7,301.65 *July 2021 corrected-\$7,176.90
Year-to-Date Costs	\$48,100.00	\$14,478.55

Other:

None

Parks and Recreation

Significant Issues:

Aquatic Center	August 1 – Labor Day	Year to Date
Admission Revenues	\$5106.20	\$48,774.20
Concessions Revenues	\$2,253.50	\$15,474.25
Swim Lessons Revenues	\$0.0	\$7,340.00
Pool Party Revenues	\$2,100.0	\$5,800.00
Total Revenues	\$9,459.70	\$77,388.45
Daily Admissions	2,413	13,791

Events – On August 13th the *Footloose on the Neuse Summer Concert Series* returned featuring Rivermist. The August 27th the *Footloose on the Neuse Summer Concert Series* featuring Trial by Fire-Journey tribute band had an estimated attendance of 2,500. Staff assisted with the MS bike ride hosted at Union Point Park.

Martin Marietta Park Project- Sod installation has been completed at the playground, shelter, and picnic area. Staff installed drainage pipes and put the finishing touches on trails. Fishing and observation platforms were completed.

The Stanley White Recreation Center Advisory Committee did not meet in August. The group will convene again in October.

Police

Crime:

Incidents & Arrests	Aug Total	2018 Total	2019 Total	2020 Total	2021 YTD
NIBRS* Group A Incidents	191	2,534	2,644	2,530	1,512
NIBRS* Group B Incidents (Arrests)	62	900	736	589	493
Adult Arrests	99	1,698	1,477	1,256	877
Juvenile Arrests	1	9	3	2	2
Total Arrests	100	1,707	1,480	1,258	879
Police Calls for Service	3990	45,246	45,402	41,846	29,632
Business Alarms Dispatched	148	2,157	1,981	1,635	1,085
Residential Alarms Dispatched	56	755	645	497	345
Alarm Calls (PD Dispatched)	204	2,912	2,626	2,132	1,430

*NIBRS = National Incident-Based Reporting System

Monthly and year-to-date totals are subject to change due to reports being submitted/merged after the month for which they were reported and to account for corrections/changes to the original classifications.

Index Crime Report	Aug Total	2018 Total	2019 Total	2020 Total	2021 YTD
Homicide	-	-	2	4	4
Rape	1	9	8	15	6
Robbery	4	30	25	23	15
Aggravated Assault	10	87	88	119	61
B&E – Residence	12	168	177	176	75
B&E – Business	4	37	49	30	25
Theft from Motor Vehicle	14	111	141	127	61
Larceny	57	782	841	706	414
Motor Vehicle Theft	4	36	25	34	22
Arson	-	3	7	1	1
Total	102	1,255	1,360	1,235	679

Criminal Investigations	Aug Total	2020 Total	2021 YTD
Cases Assigned	10	235	103
Cases Closed by Arrest	1	43	35
Cases Closed Leads Exhausted	0	18	10
Cases Closed Unfounded	0	25	12

2021 Cases of Note - Aug	
2021-27731	Sexual Assault: Washington Post Rd. Victim was sexually assaulted by a known suspect. Interviews conducted and evidence collected. Currently waiting on medical records before warrants are obtained.

2021-27857	Armed Robbery: Rountree St. Victim reported armed robbery after dropping off a juvenile at his residence. Reported larceny of goods from her person. Conducted interviews and collected evidence. At this time, it appears to be a fabricated report, but investigation continues.
2021-27915	Armed Robbery: Jones St. Victim arranged to purchase a gun from a subject on social media and upon arriving was robbed by several unknown armed subjects. Investigation continues.
2021-28924	Shooting: G St. Victim did not cooperate and was unable to provide a description of the events that were probable. Interviews conducted and evidence collected. Investigation being closed victim refused to cooperate.
2021-29283	Shooting: Liberty St. Victim was shot during a reported vehicle break in by an unknown suspect. Evidence collected and interviews conducted. Investigation Continues.

Crime Analysis		
	Aug 2021	2021 YTD
Top 5 Calls for Service & Number of Incidents	1) Traffic Stop – 563 2) Security Check Residential -387 3) Security Check Business– 386 4) Directed Patrols – 228 5) Follow Up – 208	1) Traffic Stop – 4,130 2) Security Check Business – 3,272 3) Security Check Residential – 2,613 4) Follow Up – 1,452 5) Directed Patrols – 1,258
Top 5 Calls for Service for Current Month by Location* and Number of Incidents	1) 3105 M L King Jr Blvd (Larceny)- 50 2) 1100 Clarks Rd, Magistrates Office (Commitment Papers)- 47 3) 1309 Country Club Rd (Park Gate, Security Checks)- 41 4) 601 Rountree St (Assault, B&E & Larceny)- 38 5) 1125 Walt Bellamy Dr (Security Checks)- 34	
Top 3 Group A Crime Locations for Current Month and Number of Incidents	1) 3105 M L Jr Blvd, Walmart (Larceny, Trespassing)- 8 2) 107 Windy Trl, (Special Operation)- 4 3) 601 Rountree St, Lowes (Larceny & Assault)- 4	

**Excludes officer self-initiated activities and calls at the Police Department that do not divert agency resources.*

Personnel:

Extra Duty Hours						
Aug	2016	2017	2018	2019	2020	2021 YTD
129.00	3,299.00	4,076.75	4,525.01	4,392.75	995.50	593.75

City sponsored events/assignments are considered overtime assignments and are not included in extra duty reporting.

Overtime (2021)	Aug Total	2018 Total	2019 Total	2020 Total	2021 YTD
Office of the Chief	\$308.21	\$200.97	\$180.55	\$62.84	\$1,519.94
Operations Division	\$7,144.52	\$266,946.37	\$151,599.12	\$118,609.28	\$67,182.35
Services Division	\$4,935.03	\$152,064.54	\$136,802.31	\$89,971.82	\$53,586.27
Investigations Division	\$666.21	\$75,893.65	\$42,992.18	\$19,358.26	\$14,148.26
TOTAL	\$13,053.97	\$495,422.53	\$331,574.16	\$228,013.20	\$136,436.82

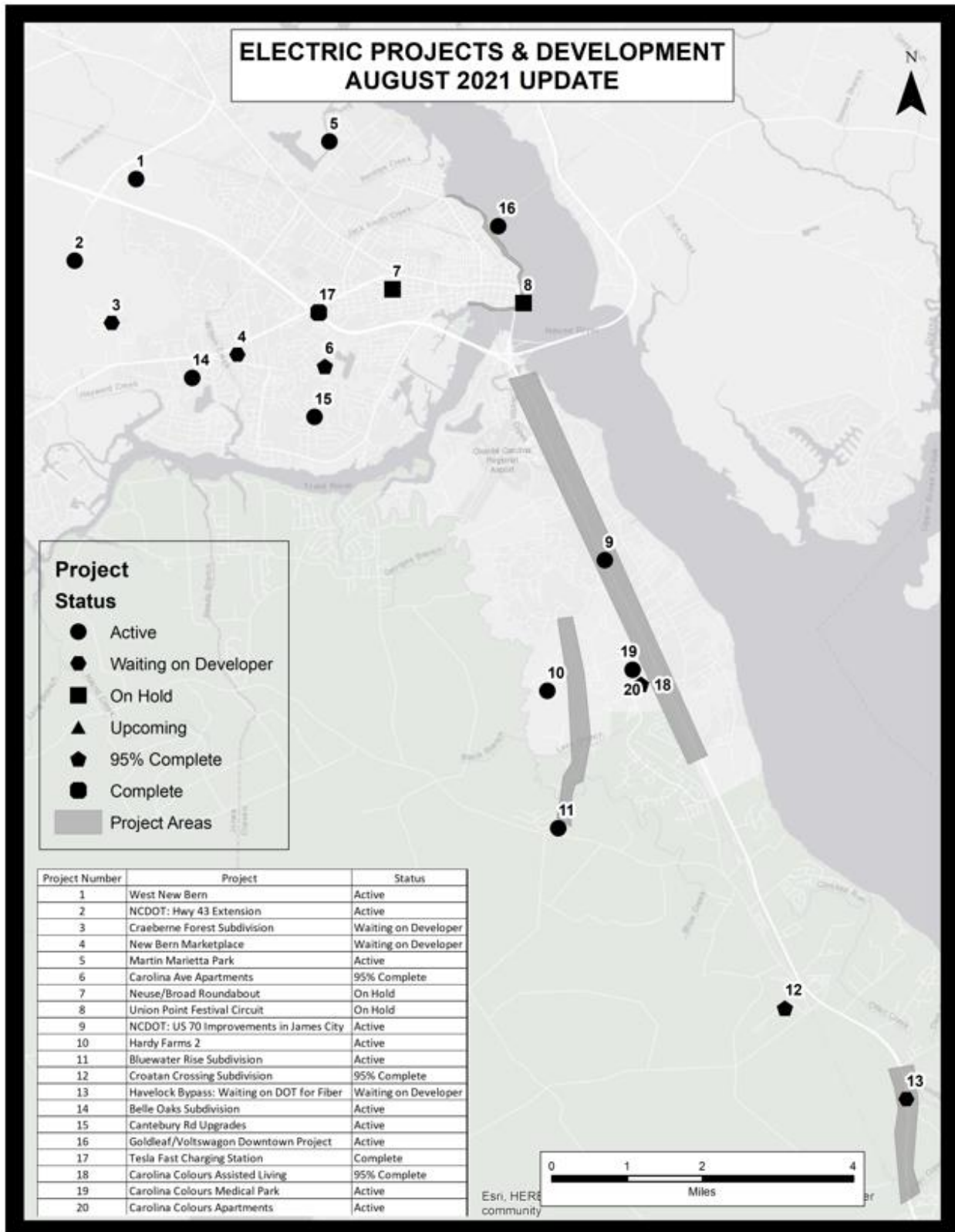
Significant Issues (not noted above):

Public Utilities

- High-Profile Projects: Eleven high profile projects have been identified for electric utilities. A location map is attached to assist with visualizing the project locations. There are also five high profile water and sewer projects currently underway. An updated summary is included.
- System Reliability: A total of 42 interruptions were recorded on the electric system during the month of August. This impacted a total of 1218 customers. As a result, customers experienced an average of 0.0535 interruptions and were restored in an average of 3.48 minutes. Additional details are provided in the table of “Electric System Outages and Reliability Statistics”.
- Safety: Monthly safety meetings continue. Continue to mitigate the spread of COVID.
- Electric and Water Sales: Graphical trends of revenue and expenses are Included.
- Employee Recognitions –

Mike Harper is being recognized for coordinating the successful installation of Carolina Avenue metering, as well as the Tesla project.

Karla Overbey, Field Service and Metering Supervisor, would like to recognize her staff for all the hard work that has been put forth. Even though they have been short staffed, they not only kept up with their workload, but even made some improvements to make everything run more efficiently!



Public Utilities

- **Advanced Metering Infrastructure Project** - This project involves installing a network of electric and water meters. We are currently reading 15,083 water meters and 24,264 electric meters, of which 11,537 are disconnect meters. There have been 6,689 two-way load management switches installed.

AUGUST 2021

Utility	Active Cust.	Never AMI Cust.	Active AMI Cust.	% Complete
Electric	23,140	36*	23,518	99.999
Water	18,400	~ 2,570	~ 13,729	~ 95.565
Installed Gateways		42		
Installed Relays		85		
LM Customers		4,248		
Total Switches		6,746		
Controlled Devices				
Air Conditioner		Electric Furnace	Heat Strips	Water Heaters
4,268		85	2,221	2,286

**Electricities read meters*

Note: Active AMI meters reporting procedure has been corrected and adjusted accordingly

Note: Water's 'Never AMI' estimate impacts the '% Complete'

- **Street Lighting** - This project involves the changing out of streetlights, area lights, and security and flood lights throughout the city. Annual budget amount has been spent. The effort will resume in the new budget year.
- **Vegetation Management** – Is ongoing throughout the service area.

Public Utilities

High-Profile Electric Projects:

- **Bluewater Rise Subdivision**. *New underground residential subdivision.* Construction is following the pace of the developer.
- **Croatan Crossing Subdivision**. Construction is following the pace of the developer. This project is 98% complete.
- **NCDOT**. *This consist of various NCDOT projects.*
 - a. NC Hwy 43 Extension – Engineering
 - b. Neuse Boulevard Roundabout – On hold by NCDOT.
 - c. US Hwy 70 – James City – Engineering, Design and Construction
 - d. US Hwy 70 – James City – Fiber – Engineering/Permitting
 - e. Havelock Bypass – Engineering, Design and Construction
 - f. Havelock Bypass Fiber – Awaiting additional information
 - g. Thurman Road to Havelock bypass – NCDOT hold.
 - h. *Reimbursable dollars to date: \$904,152.60; collected to date \$728,766.22*
- **Martin Marietta** – Following pace of developer.
- **Golden LEAF Grant** – Raise or relocate electrical infrastructure. Construction activities.
- **Carolina Avenue Apartments** – Construction activities follow pace of developer - 95% complete.
- **West New Bern** – Electric line extension in progress and following pace of developer.
- **Volkswagon DEQ Grant** – Electric vehicle chargers. Construction expected to start 9/7/21.
- **Canterbury Road** – Overhead to underground conversion 60% complete.
- **Hospital Expansion** – Awaiting further information.
- **Schlaadt Plastic Plant Expansion** – Waiting on contractor.
- **Tesla** – Ready for owner commissioning.

Public Utilities

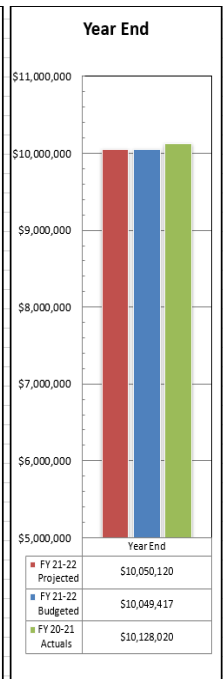
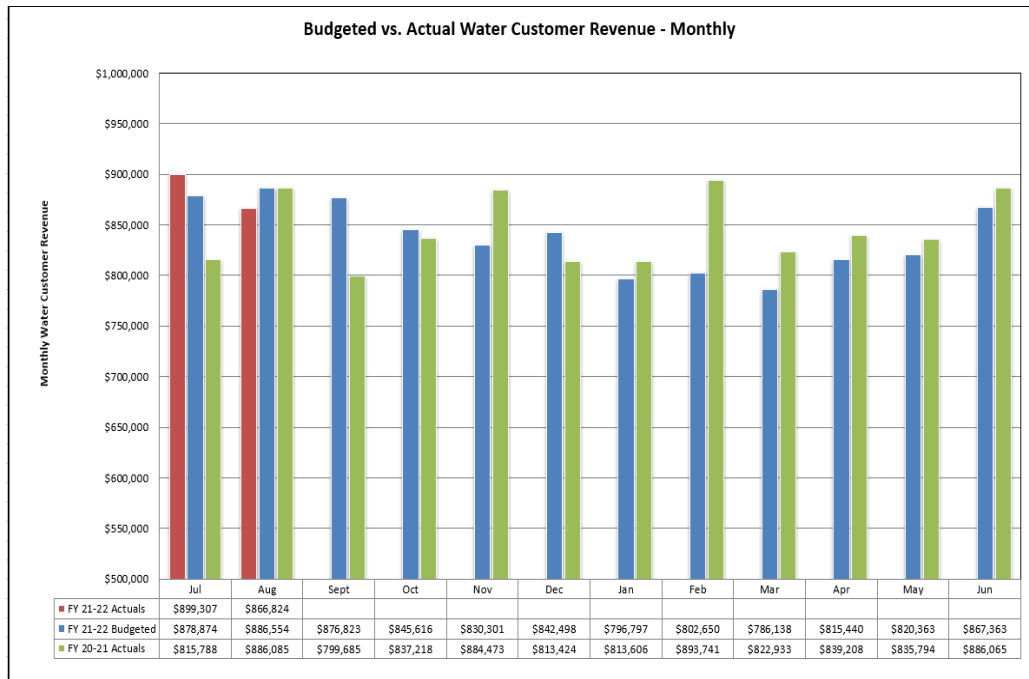
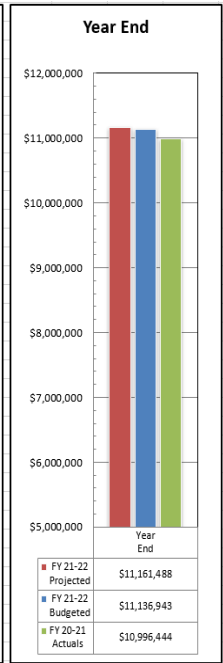
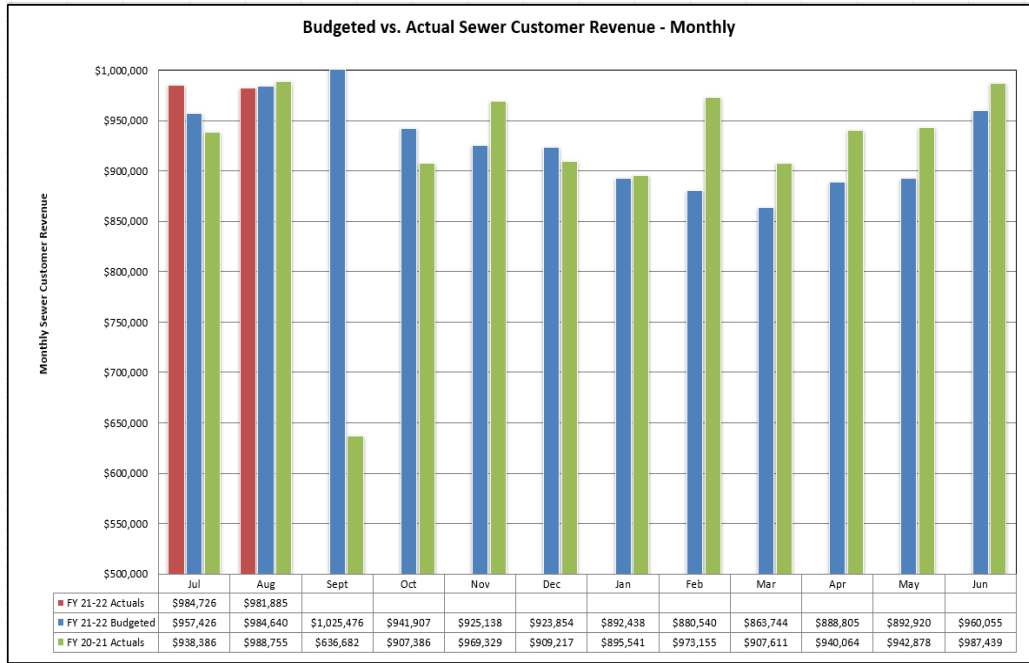
High-Profile Water Resources Projects:

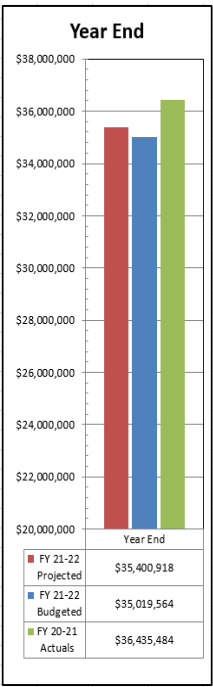
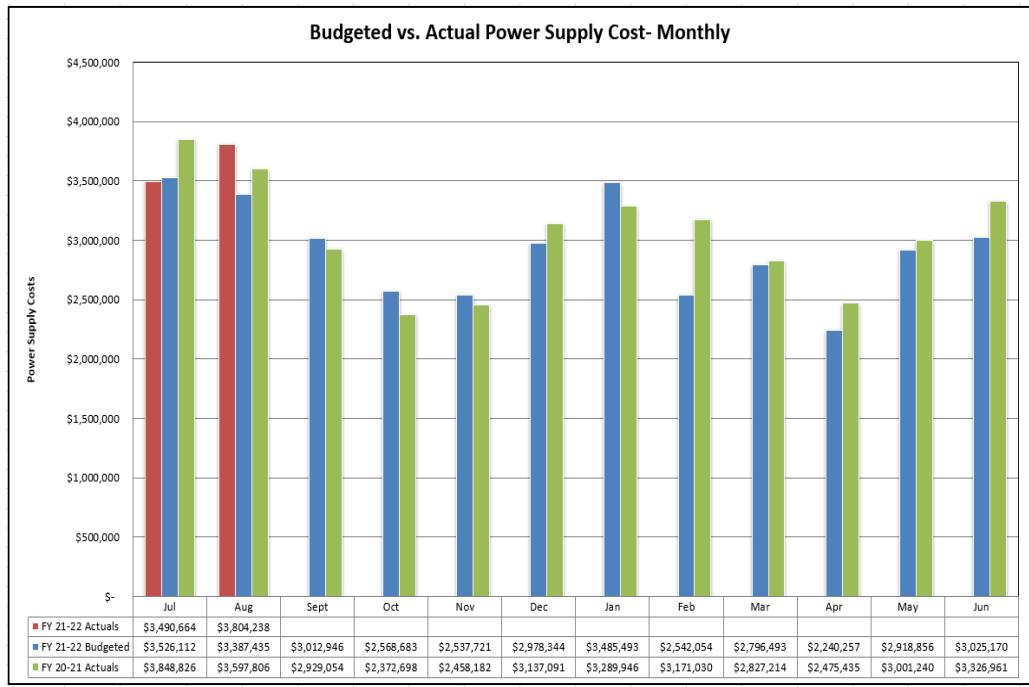
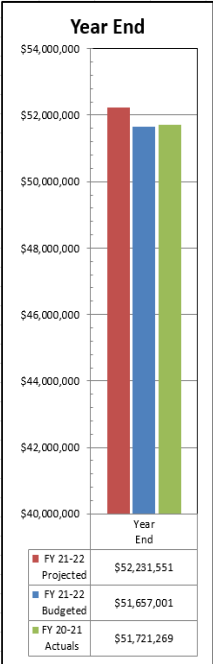
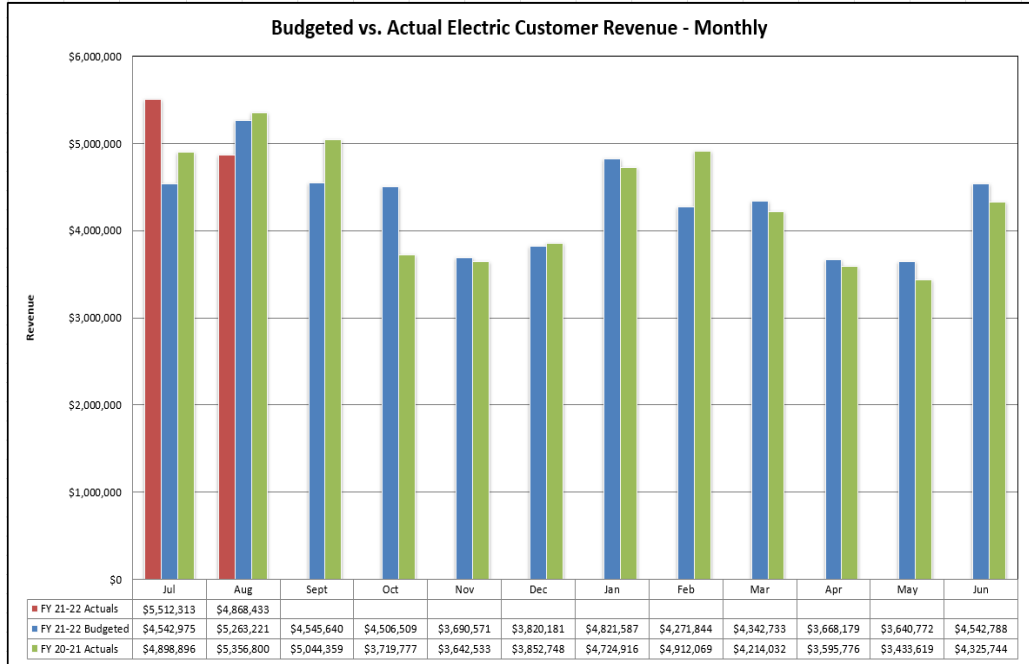
- **Township No. 7 Sewer Improvements – Phase III**. *Sewer system infrastructure improvements for increasing transmission capacity.* Due to the pump station’s proposed location in the historic district and on State property, several additional approvals will have to be obtained prior to being able to move forward with construction. The easement for the pump station site is in processing within the State Property Office and the final plans have been submitted to other various state agencies for permitting.
- **West New Bern Water System Improvements** – *Water system infrastructure improvements between the Highways 17 and 55 corridors increasing available domestic and fire flow supplies.* The NCDOT has postponed the proposed work on extending Highway 43, which will impact the southern tie-in for this project. At this point, we plan to continue moving forward with the water project and will make the necessary modifications to the project to complete the southern tie-in, without the highway improvements in place.
- **Racetrack Road Sewer Lift Station Rehabilitation Project** – *Rehabilitation of the existing sewer pump station No. 29 that services a small area of Racetrack Road, near the railroad crossing.* All of the new force main for the project has been installed. However, the construction has been paused due to manufacturing delays of the wet well and valve vault components. They are hoping to receive materials at some point October, at which point the construction can resume.
- **FY22 Water & Sewer Improvements** – *Rehabilitation of existing water and sewer infrastructure in various locations throughout City, in advance of the FY22 paving project.* Water Resources staff have worked with Public Works to determine the areas in the FY22 paving program that will need water and sewer infrastructure replaced prior to paving. Engineering staff has completed the construction plans for the rehabilitation work along High Street and Washington Avenue, and this work will be set out for bid in early September. The required water service replacements along Brier Hill Road have been completed and the service work in Windy Hill will be completed in the coming months.

Public Utilities

Electric System Outages and Reliability Statistics			
<i>*Adjusted for APPA Event Threshold</i>			
	August 2021		2021 YTD
# of Interruptions	42		228
# of Customers out	1218		3899
Customers Minutes Out	79170		322219
August 1, 2021 to August 31, 2021			
SAIDI (Minutes)	SAIFI (# of Interruptions)	CAIDI (Minutes)	ASIAI (Percent)
3.48	0.0535	65	99.9919%
August 1, 2020 to August 31, 2021			
SAIDI (Minutes)	SAIFI (# of Interruptions)	CAIDI (Minutes)	ASIAI (Percent)
27.284	0.423	64.465	99.952%
August 1, 2019 to August 31, 2020			
SAIDI (Minutes)	SAIFI (# of Interruptions)	CAIDI (Minutes)	ASIAI (Percent)
22.556	0.279	84.31	99.9958%

Outages		
Scheduled/Unscheduled	Cause	Total Outages
Unscheduled	Squirrel/Snake/Bird	5
Unscheduled	Equipment Worn Out	3
Unscheduled	Storm	0
Unscheduled	Vine	4
Unscheduled	Vehicle Accident	0
Unscheduled	Tree	5
Unscheduled	Equipment Damage	6
Scheduled	Repairs	0
Unscheduled	Wind	0
Unscheduled	Unknown/Other	17
Unscheduled	Manufacturing Defect	0
Unscheduled	Contact with Foreign Object	0
Unscheduled	Human	0
Unscheduled	Lightning	0
Unscheduled	Failure of Greater Transmission	0
Unscheduled	Equipment Replacement	2
Unscheduled	Non Utility Fire	0
Total		42





Public Works

Leaf and Limb:

Service Provided (Tons)	FY19-20 YTD	FY20-21 YTD	FY21-22 YTD	August 2021
White Goods Collected	63.00	49.50	9.00	9.00
Brown Goods Collected	4,151.40	4,177.80	508.20	250.80
Yard Waste Received	15,531.57	13,623.34	1,804.80	876.20
Mulch Dispersed	2,894.85	450.05	59.78	49.65

City Garage:

Costs	FY19-20 YTD	FY20-21 YTD	FY21-22 YTD	August 2021
Services Provided by City Garage:				
Vehicles Serviced	3,090	2,728	489	254
Total Labor Cost	\$119,392.63	\$118,978.38	\$24,304.55	\$12,250.55
Total Parts Cost	\$218,398.58	\$222,112.11	\$50,509.73	\$28,101.65
Total Cost (Parts + Labor)	\$337,791.21	\$341,090.50	\$74,814.28	\$40,352.20
Services Provided by Contract:				
Vehicles Serviced	542	403	49	29
Total Labor Cost	\$126,420.89	\$105,911.46	\$15,081.48	\$ 8,500.65
Total Parts Cost	\$168,023.32	\$149,450.03	\$24,682.93	\$15,268.93
Total Cost (Parts + Labor)	\$294,444.21	\$255,361.49	\$39,764.41	\$23,769.58
Total Services Provided (City Garage & Contract):				
Vehicles Serviced	3,632	3,129	538	283
Total Labor Cost	\$268,422.38	\$224,889.84	\$ 39,386.03	\$20,751.20
Total Parts Cost	\$363,813.04	\$371,562.14	\$ 75,192.66	\$43,370.58
Total Cost (Parts + Labor)	\$632,235.42	\$596,451.98	\$114,578.69	\$64,121.78

Cost by Department	FY19-20 YTD	FY20-21 YTD	FY21-22 YTD	August 2021
Public Utilities (Electric)	\$ 73,116.32	\$ 75,734.54	\$16,980.52	\$ 9,195.17
Public Utilities (W&S)	\$106,776.47	\$139,000.69	\$23,857.08	\$16,286.55
Police	\$110,281.92	\$107,363.21	\$24,653.28	\$11,536.51
Recreation & Parks	\$ 39,637.59	\$ 23,305.33	\$ 3,659.89	\$ 1,874.11
Finance	\$ 19,417.26	\$ 17,342.25	\$ 3,135.68	\$ 1,323.89
Public Works	\$206,565.04	\$155,557.33	\$34,889.26	\$21,011.29
Fire / Rescue	\$ 72,295.39	\$ 72,368.27	\$ 6,869.54	\$ 2,571.90
Human Resources	\$ 665.96	\$ 1,512.06	\$ 257.74	\$ 188.90
Development Services	\$ 3,479.48	\$ 4,268.27	\$ 275.72	\$ 133.47

Significant Issues: None.

Attendance for Board Appointees

Board of Adjustment			
Appointee	Current Month Attendance*	Meetings Missed in 2021 To Date	Appointed By
Richard Parsons	N/A	1	Ward 1
Peter Dillon	N/A	0	Ward 3
Jim Morrison	N/A	0	Ward 5
John Riggs	N/A	0	Ward 6
Kenneth "Kip" Peregoy	N/A	1	Mayor Outlaw
Barbara Sampson	N/A	0	Ward 5
Jonathan Foster (Alternate)	N/A	1	Ward 4
Ross Beebe (Alternate)	N/A	1	Ward 3

A meeting was not held in August

Community Development Advisory Committee			
Appointee	Current Month Attendance*	Meetings Missed in 2021 To Date	Appointed By
Corinne Corr	P	0	Ward 1
Carol Williams	P	1	Ward 2
Marshall Williams	P	0	Ward 3
Vernon Guion	P	1	Ward 4
Vacant	N/A	0	Ward 5
Lindsay Best	P	0	Ward 6

Meetings are held quarterly.

Craven County Tourism Development Authority			
Appointee	Current Month Attendance	Meetings Missed in 2021 To Date	Appointed By
Jefferey Odham	P	0	BOA

Dangerous Dog Board			
Appointee	Current Month Attendance	Meetings Missed in 2021 To Date	Appointed By
Dona Baker	N/A	0	BOA
Dr. Steve Stelma	N/A	0	BOA
Vacant	N/A	0	BOA

*Meetings are only held as needed.

Attendance for Board Appointees

Eastern Carolina Council of Government			
Appointee	Current Month* Attendance	Meetings Missed in 2021 To Date	Appointed By
Sabrina Bengel	P	0	Aster

*Attendance is only *required* at January and June meetings.

Friends of New Bern Firemen’s Museum, Inc. Board of Directors			
Appointee	Current Month Attendance*	Meetings Missed in 2021 To Date	Appointed By
George Halyak	P	1	Ward 1
Mike Markham	P	0	Ward 2
David Finn	P	0	Ward 3
Betty Blythe	P	1	Ward 4
Henry Watson	P	0	Ward 5
Carol Zink	A	5	Ward 6
Gary Lingman	A	5	Mayor
William Frederick	P	1	Best
David Pickens	A	2	Odham
Ex-officio Bobby Aster	P	3	Odham

Historic Preservation Commission			
Appointee	Current Month Attendance	Meetings Missed in 2021 To Date	Appointed By
Tripp Eure	P	1	Mayor
Ellen Sheriden	A	5	Ward 1
Dr. Ruth Cox	P	0	Ward 2
Jim Bisbee	A	3	Ward 3
Christian Evans	A	1	Ward 4
Annette Stone	P	0	Ward 5
John Blackwelder	P	0	Ward 6
Peggy Broadway	P	0	Harris
Candance Sullivan	P	0	Odham

Attendance for Board Appointees

Housing Authority of the City of New Bern			
Appointee	Current Month Attendance	Meetings Missed in 2021 To Date	Appointed By
Zeb Hough	P	0	Mayor
Pete Monte	P	0	Mayor
Chris Ormond	P	2	Mayor
Molichia Hardy	P	0	HA Residents
Ronald Scott	P	0	Mayor
Janelle Reddick	P	0	Mayor
Denise Harris-Powell	A	2	Mayor

New Bern Area Metropolitan Planning Organization – Transportation Advisory Committee			
Appointee	Current Month Attendance*	Meetings Missed in 2021 To Date	Appointed By
Jeffrey Odham	P	0	Mitchell
Johnnie Ray Kinsey (Alternate)*	N/A	0	White

*Alternate only *required* when regular appointee is not attendance.

New Bern-Craven County Public Library Board of Trustees			
Appointee	Current Month Attendance*	Meetings Missed in 2021 To Date	Appointed By
Carol Becton	P	2	Odham
Sam Carter	P	0	Bengel
Bo Wernersbach	P	1	Bengel
Shelley Maloy	P	0	Bengel
Sabrina Bengel	A	1	Aster

*Meetings are held alternate months (February, April, June, August, October and December).

Attendance for Board Appointees

Planning & Zoning Board			
Appointee	Current Month Attendance	Meetings Missed in 2021 To Date	Appointed By
Anne Schout	P	1	Mayor
Travis Oakley	P	1	Ward 1
Margie Dunn	A	3	Ward 2
Gasper Sonny Aluzzo	P	0	Ward 3
Raymond Layton	P	1	Ward 4
Marcus Simmons	P	5	Ward 5
Pat Dougherty	A	2	Ward 6

Police Civil Service Board			
Appointee	Current Month Attendance*	Meetings Missed in 2021 To Date	Appointed By
Amy James	N/A	0	Best
Isaiah Daniels	N/A	0	Aster
Karen May	N/A	0	Kinsey
Kevin Rock	N/A	0	Odham
Lesley Hunter	N/A	0	Bengel

*Meetings are only held on an as-needed basis for appeals of disciplinary actions.

Redevelopment Commission			
Appointee	Current Month Attendance	Meetings Missed in 2021 To Date	Appointed By
Maria Cho	A	1	Gov. Bd. As Whole
Kip Peregoy	P	0	Gov. Bd. as Whole
Beth Walker	P	0	Gov. Bd. as Whole
Julian (Jay) Tripp	P	1	Gov. Bd. as Whole
Leander "Robbie" Morgan, Jr.	P	3	Gov. Bd. as Whole
Steve Strickland	P	0	Gov. Bd. as Whole
John Young	A	3	Gov. Bd. as Whole
Tabari Wallace	A	6	Gov. Bd. as Whole
Theresa Lee	P	1	Gov. Bd. as Whole

NOTE: At-large appointments reflect the name of the Governing Board member who made the appointment. All other appointments are specific to the Mayor or a Ward and are noted as such.

Attendance for Board Appointees

Stanley White Recreation Center Advisory Committee			
Appointee	Current Month Attendance*	Meetings Missed in 2021 To Date	Appointed By
Leander Morgan, Jr.	N/A	1	Gov. Bd. As Whole
Talina Massey	N/A	0	Gov. Bd. as Whole
Kurtis Stewart	N/A	0	Gov. Bd. as Whole
James Woods	N/A	0	Gov. Bd. as Whole
Bernard White	N/A	0	Gov. Bd. as Whole
Reginald Pender	N/A	0	Gov. Bd. as Whole
Elijah Brown	N/A	0	Gov. Bd. as Whole
Barbara Lee	N/A	0	Gov. Bd. as Whole

*A meeting was not held in August.

