

NEW BERN



NORTH CAROLINA

*Everything comes together here*

# Departmental Monthly Reports

---

August 2018

## Table of Contents

---

Development Services .....	1
Finance .....	6
Fire .....	7
Human Resources .....	8
Parks & Recreation.....	9
Police.....	10
Public Utilities .....	13
Public Works .....	21
Attendance for Board Appointees .....	23

## Development Services

### Inspections:

Overview	2017 YTD	% Change from Last Year	2018 YTD	JULY 2018	% Change from Previous Month
Commercial Permits – New Construction	138	-32%	106	15	38%
Residential Permits – New Single Family	71	40%	90	11	-10%
Residential Permits – Additions/Remodels	128	-12%	120	17	0%
Mobile Homes	9	100%	16	2	-100%
Signs	31	-26%	22	10	-400%
Certificates of Occupancy – Residential	57	31%	79	10	17%
Certificates of Occupancy – Commercial	9	-50%	4	2	0%
Total Permit Valuation	\$48,754,208	23%	\$54,528,732	\$4,731,717	47%

### Significant Project Update:

- The City of New Bern will host the Eastern Regional Certified Local Government Training on September 21, 2018 at the Cullman Performance Hall, courtesy of Tryon Palace. There is no cost for the workshop, but reservations are recommended. Contact Morgan Potts for additional information.
- Public Media North Carolina/UNC TV: Staff participated in meetings with UNC TV broadcast employees to help plan the focus of a documentary-type series that will include a local community summit open to the public on September 5<sup>th</sup>. The primary focus is planned to be on Economic Development and Community Re-Development. Final details are being arranged and filming occurred throughout New Bern and Craven County in preparation for the summit. A similar program was produced about the City of Hickory and Catawba County.
- Staff researched information about Opportunity Zones including the process for designation. New Bern received an Opportunity Zone designation for census tract 9609, which has the lowest median family income in the county. Each state could identify 25% of their low-income census tracts as Opportunity Zones. North Carolina had 1007 eligible census tracts and designated 252 Opportunity Zones. Of those, 155 Opportunity Zones are located in urban areas and 97 in rural areas. Fifty-five counties received only one Opportunity Zone and of those, 31 are designated as Tier 1 counties.  
The overarching goal is to incentivize long-term private investment in low-income areas across the country. The NC Department of Commerce staff is working on developing tools that will be useful to communities. In addition, they are waiting for the Federal government to release more guidelines to further clarify the program.

## Development Services

- City staff corrected over 100 elevation certificates over the past few months. The City has been assigned a new representative from the Department of Emergency Management: Mr. Terry Foxx, Planner for the Western NC Branch.  
Approximately 12 files remain outstanding that require corrections. These corrections must be accomplished by a licensed surveyor. Staff anticipates completion by October 31, 2018.
- The new flood maps for Craven County and the City of New Bern are delayed, due to Craven County voicing concerns over the preliminary maps. New map panels are currently being modeled by the Department of Emergency Management. The revisions will not affect New Bern. We expect adoption of the new flood maps to be spring 2019 and become effective summer 2019.

#### Community and Economic Development:

##### **Volt Center/City Market:**

- Progress report submitted to the Golden Leaf Foundation. Staff prepared the report as required every six months as part of the grant award.
- Staff worked with the Veteran's Employment Base Camp and Organic Garden Executive Director as they finalized a grant application through an endowment with the NC Community Foundation. USDA grant application notifications are still pending.
- Bi-weekly conference calls were held on August 13<sup>th</sup> and August 27<sup>th</sup> with pertinent parties involved in the project, to include the EDA Grant Administrator, architect, Craven Community College staff, city staff and others. The call agenda includes discussing status updates and addresses any concerns or follow-up initiatives.
- A demolition permit was issued on August 10, 2018 and construction process began on August 14, 2018. Substantial completion of the Workforce Training Center portion of project is targeted to be complete on March 15, 2019. Substantial completion of the entire site renovation for areas not related to the workforce development training center will be 365 days from commencement.
- EDA sign erected on the site announcing the project, and a photo was sent to EDA.
- Checklist and documentation submitted to the EDA through the grant administrator.
- A podcast was recorded by the Eastern Carolina Council of Government to discuss the Volt Center project. Guests speaking on the show included Matt Livingston from the Eastern Carolina Council, City of New Bern Economic Developer, Amanda Ohlensehlen, and EDA Regional Director, Hilary Sherman discussing the VOLT Center as a featured successful project in the region that utilized strong partnerships.

##### **Workforce Development:**

- August 2, 2018 - Workforce Development opportunity discussion with officials from Craven County Schools, Craven Community College, City of New Bern Economic Developer and Craven County Economic Developer. The group met to discuss education initiatives and industry needs, continued discussion on the status of the Volt Center, as well as needs of local companies, and . continued strategic conversation regarding workforce, marketing, recruitment, industry visits and trends. Companies that have been visited and will utilize students trained in the trade programs at the VOLT Center include, but are not limited to BSH Home Appliances, MOEN, Carolina Plastics, Tandemloc, Chatsworth Products, Trader Construction, Garney Construction and Volvo. Communication is ongoing with local companies.

## Development Services

**Business Recruitment:**

- Staff met with Electricities Economic Development team to provide a tour of New Bern and discuss strategic opportunities regarding future development and recruitment initiatives.
- An existing business is looking to expand into a larger building and has requested assistance in identifying potential grant-funding sources related to building re-use. Staff continues to research possibilities locally, as well as at the state level, and will help the business refine their proposal.
- Staff researched the Opportunity Zone designation in New Bern to better understand future possibilities, as well as the status of the program across the state.

**Community Development:**

- Welcome letters have been sent to members of the Redevelopment Commission.
- Staff began planning for the first meeting of the commission and organized schedules for a representative from UNC School of Government to provide an introductory session for members to better understand the goals and powers of Redevelopment Commissions.
- Bi-monthly Community Development Advisory Committee meeting was held. The committee welcomed new appointees and discussed future steps.
- Staff met with community development partners including non-profits that provide services, such as Habitat for Humanity.
- Staff continues planning and implementing the annual CDBG Annual Action Plan
- Staff is preparing an RFQ to go out for bid in October for the 5-year comprehensive plan.

**CDBG:**

- **16/17:** The City's allotment is \$250,955. Total amount of funding set aside for housing rehabilitation for this funding year is \$76,401.51.
- **17/18:** The City's allotment is \$223,934. Total amount of funding set aside for housing rehabilitation for this funding year is \$123,000.
- **18/19:** The City's allotment is \$242,771. Annual Action Plan is in final review from HUD. Awaiting grant agreement for funding year.
- CDAC Meeting was held on August 28, 2018.
- Letters of program dismissal for housing rehab program were sent to 2 homeowners for failure to fully submit income verification documentation in order to participate in the program. Two additional homeowners have been selected to participate. Awaiting signature from City Manager in order to begin contract with McDavid Associates for program delivery.
- All CDBG files were peer audited on August 21, 2018 by Tracy Jackson, Community Engagement Manager for the City of Jacksonville. Recommendations: consolidate project files that have multiple folders, ensure all signatures are on scope of work specs for housing rehab program, and ensure regulation citation for national objectives and eligible activities justification are ready visible in each file.

**Other:**

- **Zoning** – Twenty two land use approvals were issued during the month.
- **GIS** – Continued work on data and analysis for challenge to the population estimates with the Census Bureau for July 1, 2017.

## Development Services

---

Submitted data as requested related to residential permits, group homes, mobile homes, their tax listings and utility connections. Challenge was for timeframe of last Census (April 2010) until estimate for July 1, 2017. Concerns arose when latest population estimates were released and indicated the City had only grown in population by 66 people and had roughly stayed flat since the 2010 Census. See table below:

Geography	April 1, 2010		Population Estimate (as of July 1)							
	Census	Estimates Base	2010	2011	2012	2013	2014	2015	2016	2017
Nashville town, North Carolina	5,352	5,502	5,501	5,507	5,489	5,472	5,472	5,463	5,470	5,487
Navassa town, North Carolina	1,505	1,480	1,484	1,505	1,522	1,536	1,631	1,728	1,782	1,895
New Bern city, North Carolina	29,524	29,343	29,524	29,971	30,023	29,809	29,805	29,533	29,674	29,590
Newland town, North Carolina	698	703	700	696	691	689	688	684	685	685

Looking at our GIS data for housing units during that same time showed we had nearly 1,500 housing unit permits issued; a clear indicator that our population was not static.

We had a 90-day window to submit our concerns and their requested supporting data/spreadsheets. That deadline was met and discussions with census review staff is scheduled to occur Tuesday, September 5<sup>th</sup>. Note: we also received the State's estimate which closely matched the Census. Alice Wilson will be contacting them as well, but usually they challenges are not allowed.

- **HPC** – Provided staff support for the Historical Preservation Commission's regular meeting on August 15, 2018 for the following projects:

New Applications:

- 505 Metcalf St.— to include a request to reestablish porch rails, balusters and turned balustrades in the primary AVC. Approved
- 605 Pollock St.—to include a request to install a wrought iron gate in the secondary AVC. Approved
- 208 Pollock St.— to include a request to install an accessory structure in the tertiary AVC. Approved
- 312 Broad St.— to include a request to install a wooden 6' fence in the tertiary AVC. Approved.
- 501 Metcalf St.— to include a request to install a concrete driveway and a door with sidelights in the primary AVC; installation of a wooden deck and a sliding glass door in the tertiary AVC; removal of a mature tree in the primary AVC. Approved with conditions.

Minor COA'S Issued

- 409 Pollock St. – installation of storm windows.
- 740 E. Front St. – installation of a wooden dock/pier.
- 511 Broad St. – HVAC unit installation.

## Development Services

---

**Board of Adjustment:** - Provided staff support for the Board of Adjustment regular meeting on August 27, 2018 for the following projects:

- Consideration of Special Use Permit request to allow a bed and breakfast at 411 George Street. The property is located in the R-8 Residential District and further identified as Craven County Parcel Identification Number 8-008-9000. Unanimously approved.
- Consideration of Special Use Permit request to allow outside storage at 4112 Dr. Martin Luther King, Jr. Boulevard. The site is located in the C-3 Commercial District and further identified as Craven County Parcel Identification Numbers 8-211-017, 1000, & 1001. Unanimously approved.

## Finance

### Fund Balance Available for Appropriation and Days Cash on Hand:

<b>Fund</b>	<b>As of 06/30/15</b>	<b>As of 06/30/16</b>	<b>As of 6/30/17</b>	<b><i>Estimate for June 2018*</i></b>	<b><i>Estimate for July 2018*</i></b>
Water (Available)	\$7,885,359	\$8,497,223	\$6,298,596	\$6,097,210	\$5,549,214
Water (Days)	497	516	340	333	360
Sewer (Available)	\$3,441,193	\$3,422,417	\$4,035,133	\$3,343,179	\$2,442,391
Sewer (Days)	196	227	275	179	201
Electric (Available)	\$9,187,629	\$11,138,265	\$11,039,354	\$13,398,600	\$13,695,098
Electric (Days)	94	130	126	136	146
General (Available)	\$15,531,641	\$16,186,421	\$14,885,387	\$14,449,392	\$10,734,299
General %	56.95%	45.63%	45.47%	35.30%	28.89%

\*The actual fund balance and Days Cash on Hand for each fiscal year are determined after the completion of the Comprehensive Annual Financial Report. The amounts above are estimates based on current financial information.

### Significant Issues:

None



## Fire

### Fire Suppression:

<b>Incidents</b>	<b>2017 Total</b>	<b>2018 YTD</b>	<b>Last Month</b>	<b>Current Month</b>
*Number of Incidents	1,603	1,150	150	139
90% Response Time to Incidents	7 minutes 25 seconds	8 minutes 26 seconds	8 minutes 18 seconds	8 minutes 17 seconds
Endangered Property Value	\$21,736,200	\$35,460,060	\$3,800,980	\$7,310,570
Property Losses Due to Fire	\$1,662,990	\$10,017,346	\$17,750	\$42,850
Percentage of Saved Property Value	92.35%	71.75%	99.53%	99.41%
Overlapping Incidents	163	142	17	14

### Fire Prevention:

<b>Prevention Statistics</b>	<b>2017 Total</b>	<b>2018 YTD</b>	<b>Last Month</b>	<b>Current Month</b>
Fire Investigations	40	25	2	4
Fire Inspections	1,553	1,330	77	192
Permits Issued	92	60	7	4
Child-Passenger Seat Checks	207	113	11	20
People Educated Through Public Fire & Life-Safety Programs	9,476	2,847	50	244

### Narcan:

<b>Statistics</b>	<b>2017 Total</b>	<b>2018 YTD</b>	<b>Last Month</b>	<b>Current Month</b>
Overdose Calls Responded To	78	33	5	2
Instances Narcan Administered	14	8	2	0

### Significant Issues:

- 16 smoke alarms were installed this month (as compared to 44 in August, 2017).
- Continued with Leadership Development Training with Facilitator James Rowan via webinars.
- Two Battalion Chiefs were selected to fill the vacant positions, and one Fire Inspector was selected to fill the newly funded position.

*NOTE: August Report reflects the changes from the Revised July Report.*

## Human Resources

### City-Wide Vacancies:

Department	Budgeted Positions	Separations During the Month	Positions Filled By External Candidates During the Month	Current Vacancies	Turnover FY17/18	Turnover FY18/19
Administration	12	1	0	2	2	1
Development Services	18	0	0	2	5	0
Finance	39	0	0	2	2	0
Fire	73	0	0	9	3	0
Human Resources	5	0	0	0	1	0
Parks & Recreation	29	0	0	1	3	0
Police	117	1	0	5	13	2
Public Utilities (Electric)	52	1	1	4	8	1
Public Works	47	2	3	5	9	2
Water Resources	77	1	1	3	7	2
Totals:	469*	6	5	33**	53	8

\*Includes regular and 2 grant-funded positions approved for the fiscal year; does not include seasonal positions.

\*\*Current vacancies due to separations from employment, promotions, demotions and transfers.

### Safety News:

Workers' Compensation	2018	2019
Current Month's Claims	1 OSHA Recordable 1 Lost Time 2 Non-Recordable 1 Denied	2 OSHA Recordable 0 Lost Time 0 Non-Recordable 0 Denied
Year-to-Date Claims	1 Recordable 3 Non-Recordable	3 Recordable 2 Non-Recordable
Current Month Costs	\$247,584.65	\$36,546.69
Year-to-Date Costs	\$272,343.69	\$62,223.76

### Other:

None

## Parks and Recreation

---

### Significant Issues:

- On Thursday, August 9<sup>th</sup>, Foster Hughes spoke at the CNI joint meeting about events and activities being offered by New Bern Parks and Recreation.
- The Trent Cadillac GMC Footloose on the Neuse Summer Concert Series was held on Friday, August 17<sup>th</sup> featuring The Boys from Carolina Bluegrass Band with 250 in attendance. The final Trent Cadillac GMC Footloose on the Neuse Summer Concert was held on Friday, August 31<sup>st</sup> featuring The Joe Brown Band with 900 in attendance.
- On August 24<sup>th</sup>, we received notification of the PARTF Grant award in the amount of \$475,000. We will be presenting information to the Board at a future meeting on what we will be doing with these funds.
- The first Date Night Movies in the Park was held on August 25<sup>th</sup>, featuring La La Land with 160 in attendance.
- The aquatic center and spray ground will be closing on Labor Day. We will provide attendance and revenue information in the next report.
- Our summer camps were very successful this year:
  - Four sessions of the Bern Bear Bunch Summer Camp were offered at full capacity of 50 per session;
  - Two sessions of the Color Splash Art Camp were offered at full capacity of 10 per session;
  - Four sessions of Cooking Camp were offered at full capacity of 10 per session; and
  - Four sessions of the Yes Summer Day camp saw an average of attendance 30 per session.
- Our youth swimming lessons were also successful. Lessons were offered for ages 3 up to adults, with 141 total participants.
- This fall, we will have two tackle football teams participating in the American Youth Football League. Home games are currently scheduled at Lawson Creek on the following Saturdays: September 15<sup>th</sup>, September 29<sup>th</sup> and October 6<sup>th</sup>. Away Games will be held in Greenville, Plymouth and Washington.

## Police

### Crime:

<b>Incidents &amp; Arrests</b>	<b>Current Month Total</b>	<b>2015 Total</b>	<b>2016 Total</b>	<b>2017 Total</b>	<b>2018 YTD</b>
NIBRs* Group A Incidents	180	2,522	2,540	2,536	1,730
NIBRs* Group B Incidents (Arrests)	89	695	723	825	637
Adult Arrests	160	1,538	1,495	1,739	1,184
Juvenile Arrests	1	25	10	10	6
Total Arrests	161	1,563	1,505	1,749	1,190
Police Calls for Service	4,009	41,878	43,949	46,757	30,615
Business Alarms Dispatched	186	1,382	1,968	1,988	1,988
Residential Alarms Dispatched	58	777	878	758	758
Alarm Calls (PD Dispatched)	244	2,159	2,846	2,746	2,746

\*NIBRs = National Incident-Based Reporting System

Monthly and year-to-date totals are subject to change due to reports being submitted/merged after the month for which they were reported and to account for corrections/changes to the original classifications.

<b>Index Crime Report</b>	<b>Current Month Total</b>	<b>2015 Total</b>	<b>2016 Total</b>	<b>2017 Total</b>	<b>2018 YTD</b>
Homicide	0	9	3	4	0
Rape	1	5	11	8	6
Robbery	3	30	50	58	23
Aggravated Assault	5	68	82	93	49
B&E – Residence	14	181	168	160	110
B&E – Business	5	35	27	43	18
Theft from Motor Vehicle	4	157	173	187	82
Larceny	66	867	796	718	539
Motor Vehicle Theft	5	32	30	20	29
Arson	0	3	6	3	3
Total:	103	1,387	1,346	1,294	859

<b>Criminal Investigations</b>	<b>Current Month Total</b>	<b>2015 Total</b>	<b>2016 Total</b>	<b>2017 Total</b>	<b>2018 YTD</b>
Cases Assigned	13	141	179	108	120
Cases Closed	4	72	101	45	25

## Police

Crime Analysis		
Top 5 Calls for Service & Number of Incidents	<u>August 2018</u>	<u>2018 YTD</u>
	1) Traffic Stop: 517 2) Directed Patrols: 253 3) Follow Up: 243 4) Citizen Assist: 190 5) Alarm Business: 183	1) Traffic Stop: 3,972 2) Security Check Business: 1,937 3) Follow Up: 1,838 4) Citizen Assist: 1,534 5) Alarm Business: 1,235
Top 5 Calls for Service by Location and Number of Incidents	1) 601 George St., Police Station: 280 2) 3105 M L King Jr. Blvd., Wal-Mart: 69 3) 1310 Country Club Rd., Pembroke Overpass: 59 4) 411 Craven St., Magistrates Office: 56 5) 1210 Broad St., Five Points Broad: 48	
Top 3 Crime Locations for Current Month and Number of Incidents	1) 3105 M L King Jr. Blvd., Wal-Mart (Larceny): 11 2) 1210 Broad St., 5 – Points Gas Station (Larceny): 5 3) 2915 Neuse Blvd., Wal-Mart Market (Larceny): 5	

Cases of Note	
<b>2018-17415</b> – Sex Offense, 3127 Elizabeth Ave / HJ MacDonald School	Case still under investigation; interviews being conducted on victims; charges will be pending upon consultation with District Attorney.
<b>2018-23704</b> – AWDWISI / Crawford and Bay Streets	Suspect in this case, James Cobb, was arrested for Assault w/ a Deadly Weapon Inflicting Serious Injury.
<b>2018-24248</b> – Gunshot Victim / Crawford and Bay St	Dennis Massey has been arrested for Attempted Murder in this case. Case still has leads being followed up.
<b>2018-24770</b> – Gunshot Victim / Colonial MHP, Morning Star Dr.	Case is further investigation; however, victim has become uncooperative and is pending follow up interview.

## Police

### Personnel:

<b>Extra Duty Hours</b>	<b>2015 Total</b>	<b>2016 Total</b>	<b>2017 Total</b>	<b>2018 YTD</b>
272	2,161	3,299	4,076.75	2,668

<b>Overtime in Dollars</b>	<b>Current Month</b>	<b>2015 Total</b>	<b>2016 Total</b>	<b>2017 Total</b>	<b>2018 YTD</b>
Office of the Chief	\$110.21	\$8,783.87	\$1,251.97	\$381.11	\$200.97
Operations Division	\$11,716.77	\$145,902.95	\$135,511.65	\$118,641.19	\$58,622.41
Services Division	\$13,209.47	\$62,686.44	\$58,035.21	\$72,063.35	\$62,576.70
Investigations Division	\$4,047.80	N/A	\$21,689.72	\$45,845.93	\$12,225.41
Total:	\$29,083.25	\$217,373.26	\$216,488.55	\$236,931.58	133,642.49

### Significant Issues (not noted above):

None

## Public Utilities

---

**High-Profile Projects:** Thirteen high-profile projects have been identified. A location map is provided to assist with visualizing the project locations. A summarized report is also provided.

**Advanced Metering Infrastructure Project (AMI):** The AMI system is substantially complete, such that the communications network is collecting meter reads and integrating the reads into the billing system. A map has been included (electric and water) to help visualize the location of active AMI and non-AMI meters. System enhancements, further penetration of AMI meters and load management devices as well as staff training are ongoing on a daily basis. Summarized details are included in the project report.

**System Reliability:** A total of 62 interruptions were recorded on the electric system during the month of August. This impacted a total of 1,740 customers. The majority of these events were caused by storms (16) and electrical equipment failure (13). As a result, customers experienced an average 0.319 interruptions and were restored in an average of 14.43 minutes during the month of August. Additional details are provided in the table of “Electric System Outages and Reliability Statistics”.

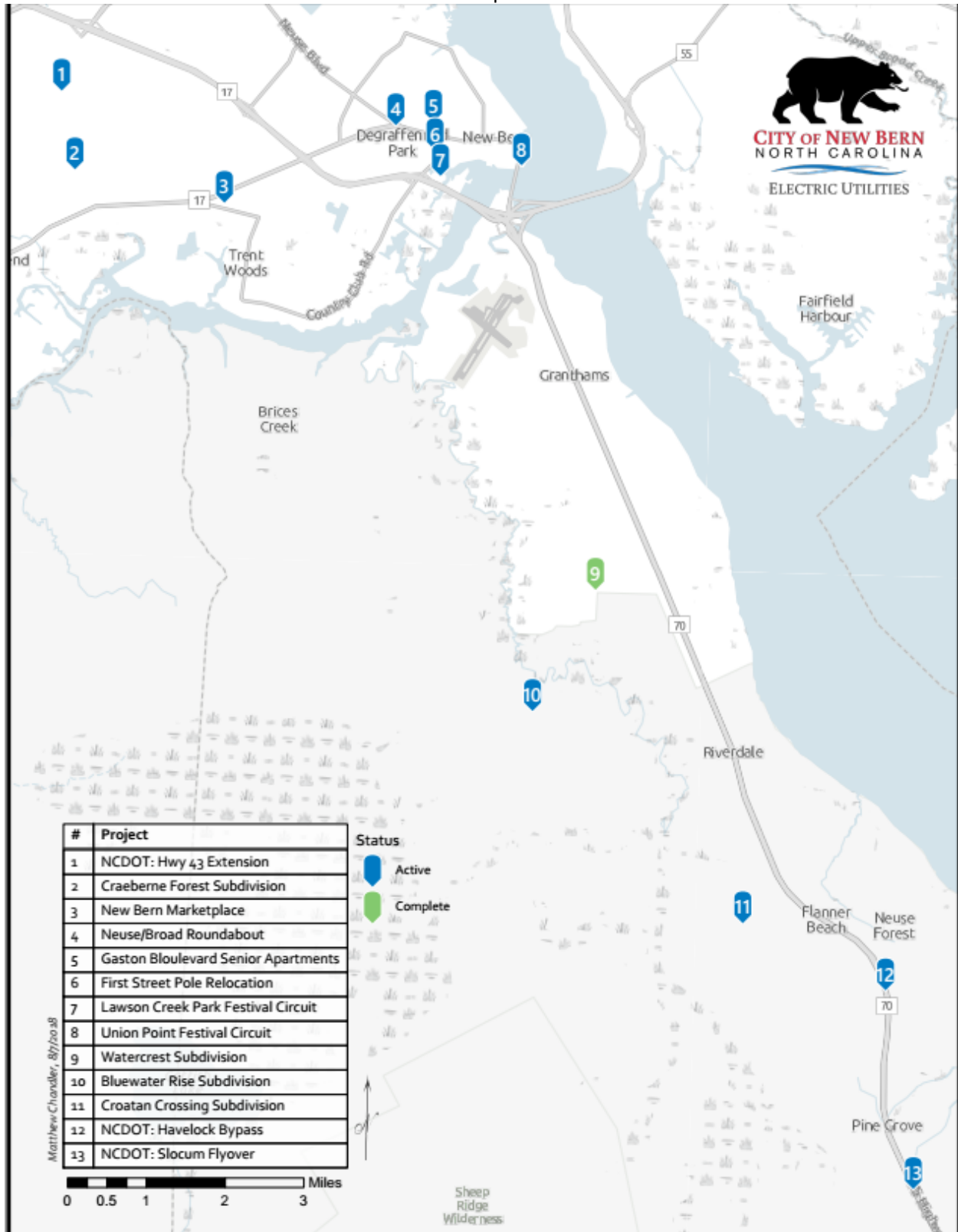
**Safety:** Zero incidents and zero lost time accidents were reported.

**Electric and Water Sales:** Graphical trends of revenue and expenses are included.

**Employee Recognition:** Timberly Curtiss, Utility Control Systems Operator, was recognized for working a major outage without needing to call in additional operators. Charles Collins was also recognized for being removed from probationary status to regular status as a Utility Control Operator.

# Public Utilities

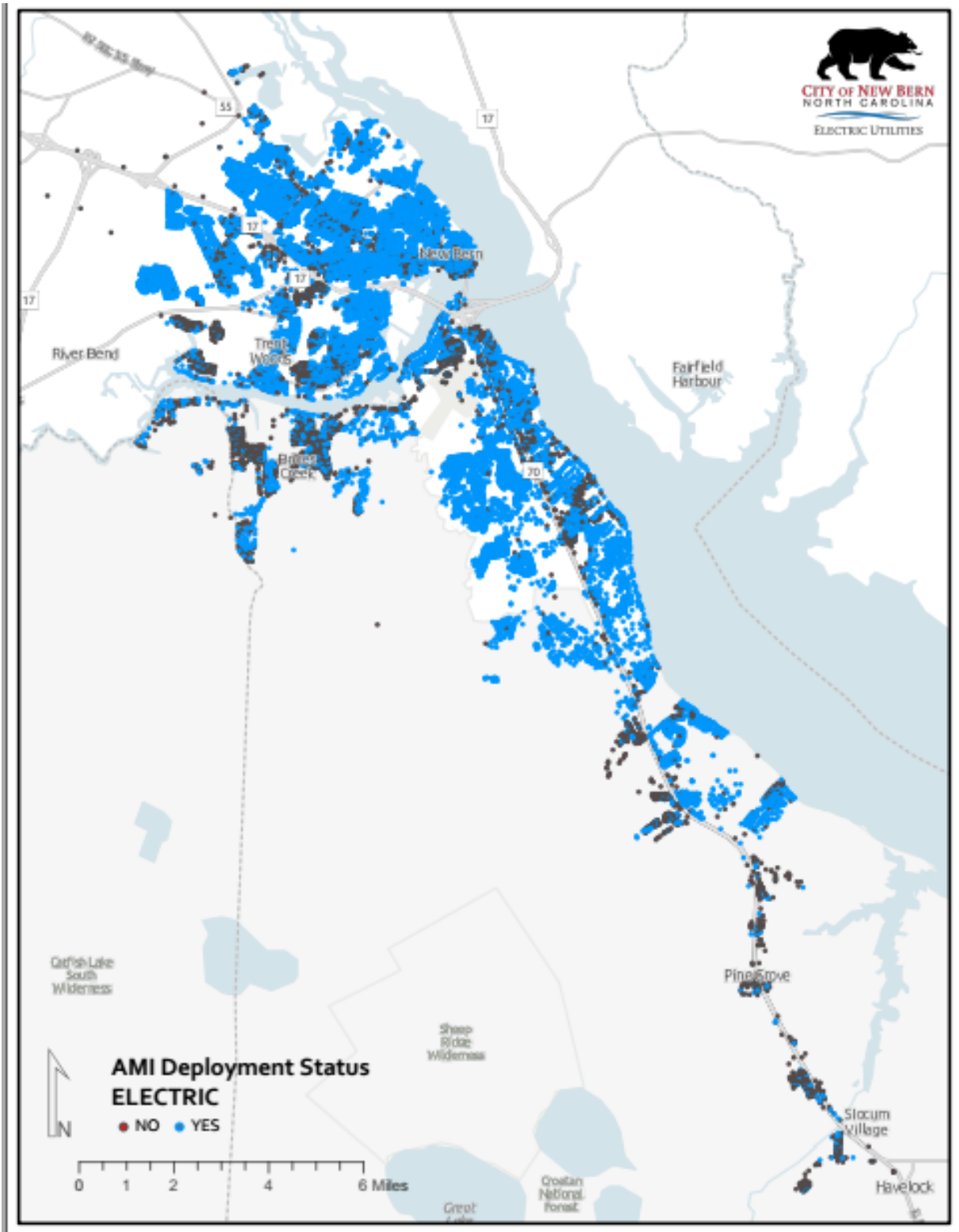
## High Profile Projects Map



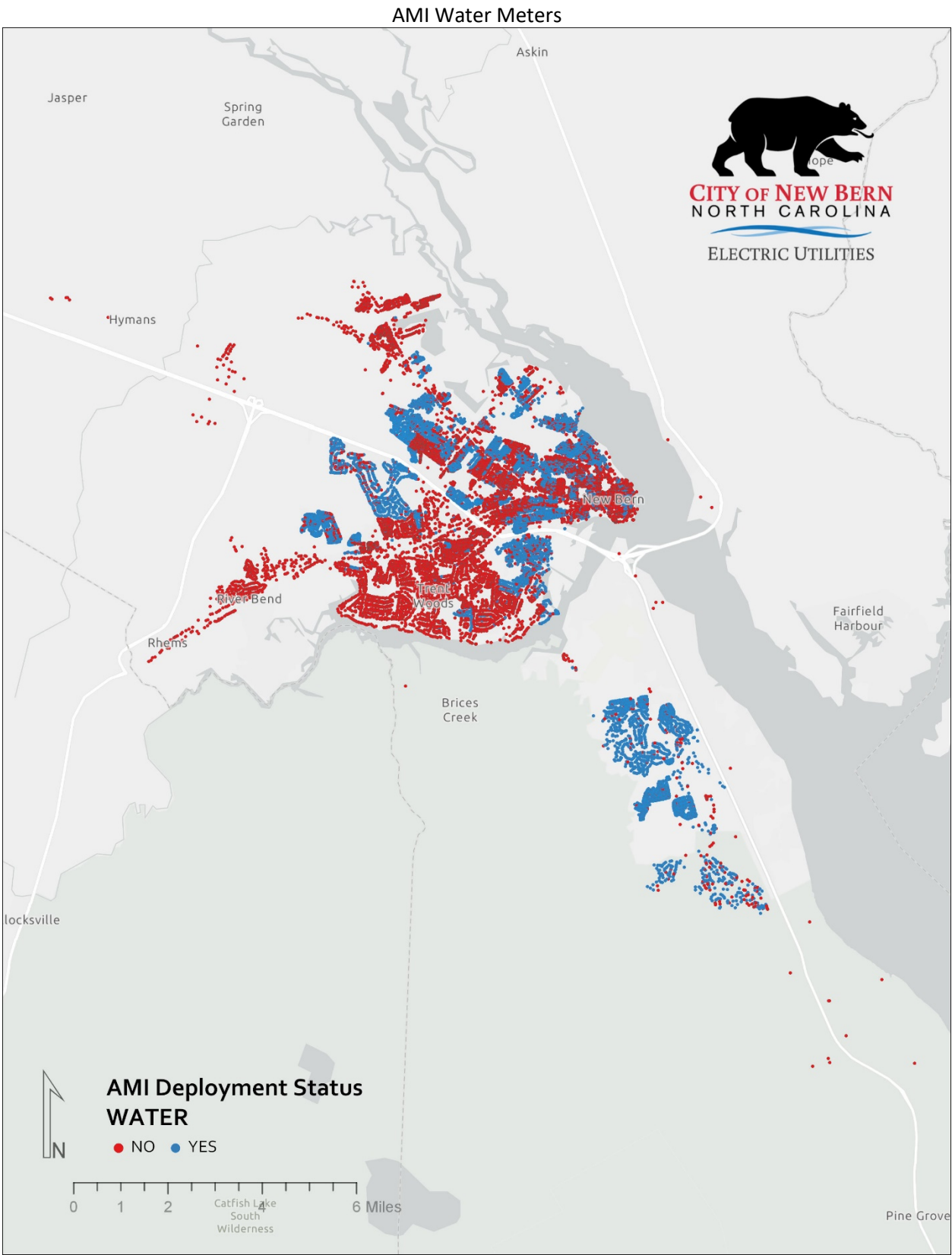


## Public Utilities

### AMI Electric Meters



# Public Utilities



## Public Utilities

---

### **Electric Projects and Developments:**

**Bluewater Rise Subdivision** – This is a new underground residential subdivision. We will be extending our existing underground primary along Old Airport Road and into the new development. We are working on upgrading our underground line to feeder capacity for this new load. The infrastructure for the first phase of the subdivision has been completed and work has begun on the second and third phases.

**Watercrest Subdivision** - This is a new residential section in the Carolina Colours Subdivision. We are extending the three-phase underground primary down Landscape Drive to a three-phase junction box by the entrance to the subdivision. We will install the underground primary from the junction box to feed this subdivision along with transformers, underground secondary, secondary pedestals and street lights.

**Croatian Crossing Subdivision** - Extending single phase underground primary to feed the next phase of Croatian Crossing Subdivision. We will install underground secondary, secondary pedestals and transformers at this location. The Station House Road portion of this project has been completed. We are in the planning stages of electric distribution and services for the last section of this subdivision which is section one, phase four. This section will consist of 27 lots. The estimated date for this section to be ready for power installation is early October.

**New Bern Market Place** - This is a new underground commercial complex. We will be serving the parking lot lights and all of the out parcels including the gas station. The underground infrastructure has been installed and we will proceed as new customers are added.

### **Water Resources Projects and Developments:**

**Township No. 7 Sewer Improvements** – Phase III. Sewer system infrastructure improvements for increasing transmission capacity. Staff is continuing to work with the property owners from whom the City will need a utility easement in order to construct the project and legal documents for the easements are being prepared.

**Water Resources Facility** - This involves the construction of a new facility adjacent to the City's existing water treatment plant to house the Water Resources operations and administration staff. All of the building work has been completed and the water resources staff are in the process of relocating all materials and equipment from the Neuse Boulevard site. The relocation process should be complete and staff fully operational at the new facility by the end of August.

**West New Bern Water System Improvements** – Water system infrastructure improvements between the Highways 17 and 55 corridors increasing available domestic and fire flow supplies. Staff is continuing to work with the property owners from whom the City will need a utility easement in order to construct the project and legal documents for the easements are being prepared.

**Spencer & Park Water and Sewer Rehabilitation Project** – Replacement of existing water and sewer infrastructure along Spencer and Park Avenues ahead of planned resurfacing project. The contractor has completed the improvements in the 1500 and 1600 blocks of Spencer. The contractor will continue to move along Spencer from east to west over the next few months. Recent rains have slowed the progress of this project, but the upcoming sections will be easier to complete, due to the shallow depth of the sewer and the contractor should be able to make good progress.

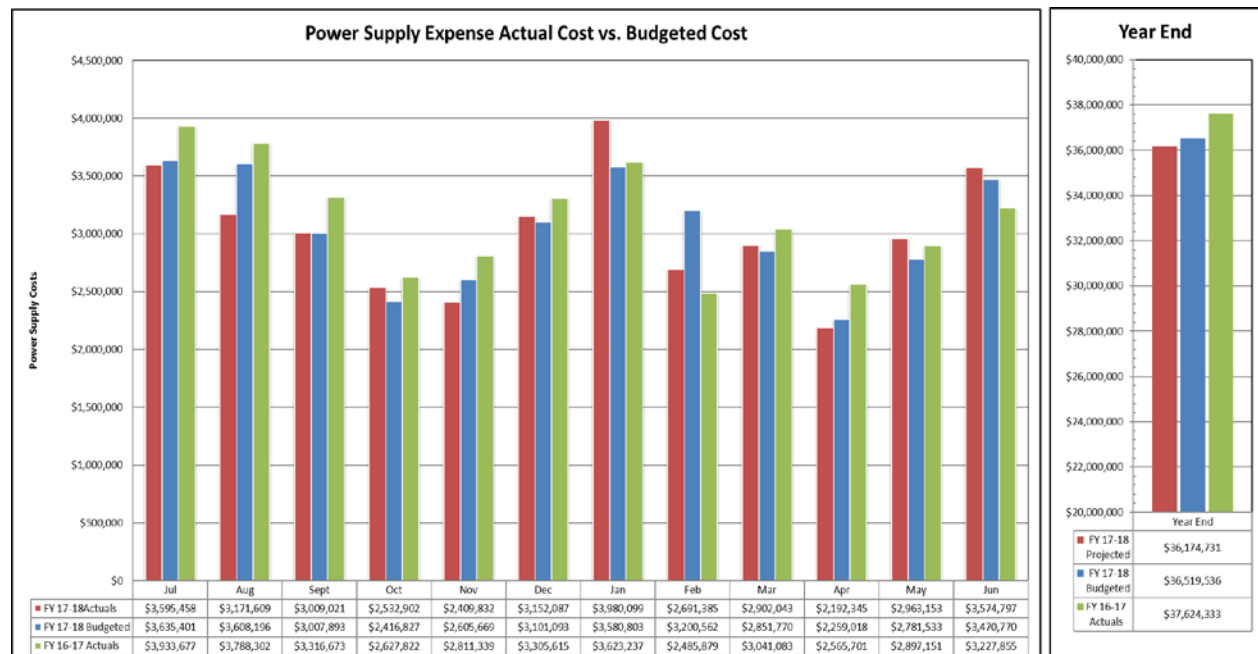
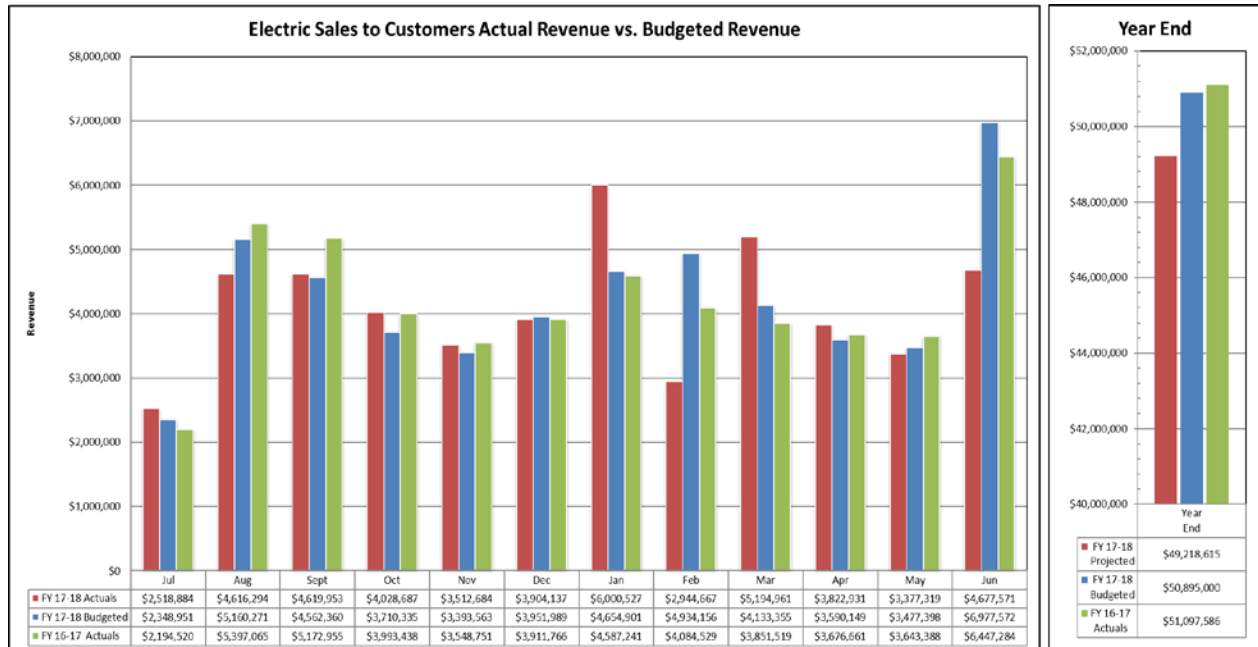
## Public Utilities

**Johnson & King Water, Sewer, and Storm Drain Rehabilitation Project** – Replacement of existing water, sewer, and storm drain infrastructure along Johnson and King Streets. Bids for this project have been received and staff is working with the low bidder to execute contracts and establish a construction contract. At this point, construction is expected to start in late summer/early fall.

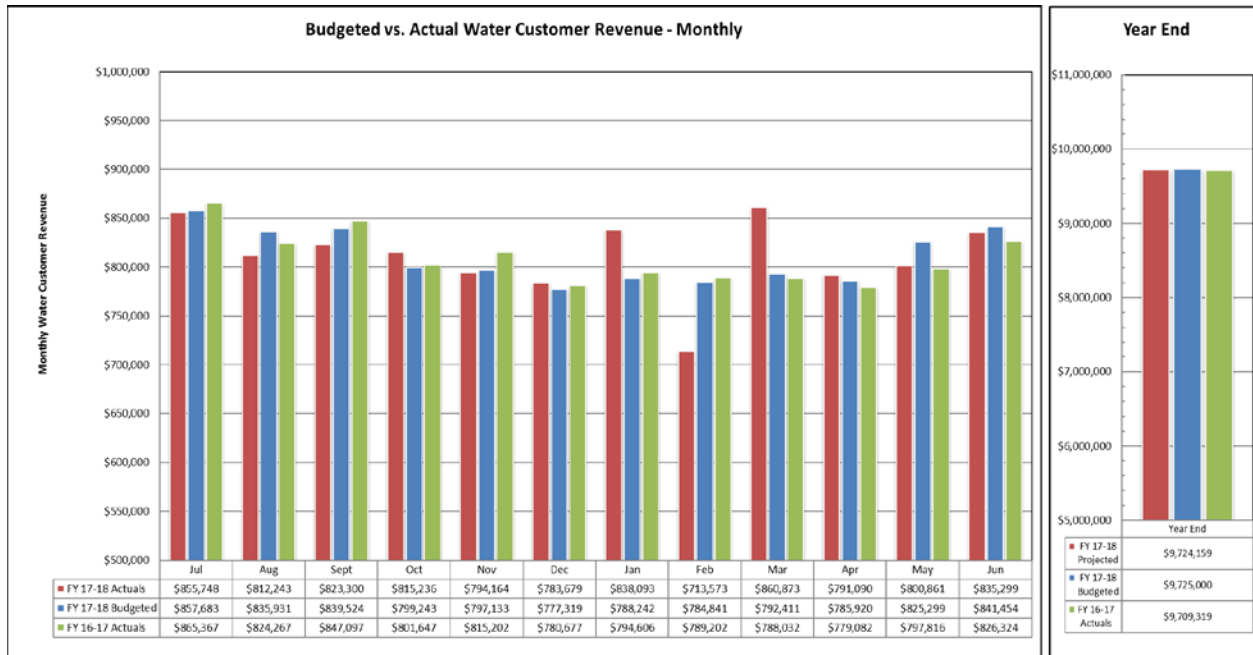
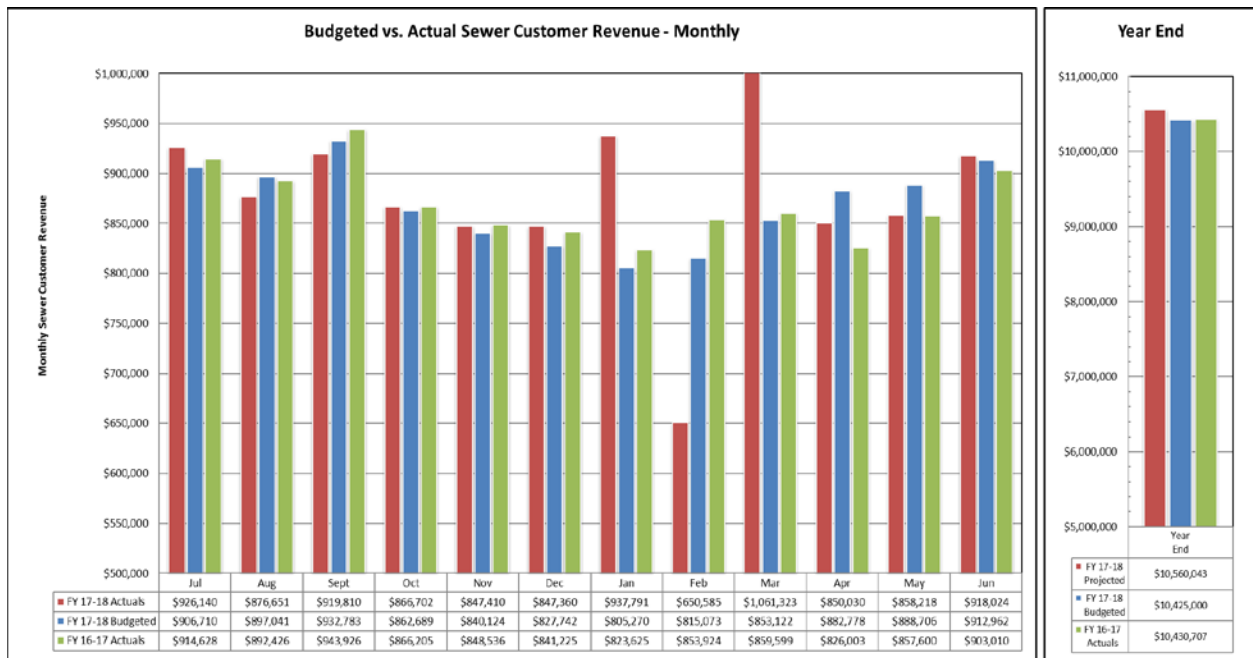
Electric System Outages and Reliability Statistics				
	August 2018		2018 YTD	
No. of Interruptions	62		318	
No. of Customer Out Customers Minutes Out	1,740		28,111	
	126,954		1,521,222	
08-01-18 to 08-31-18				
SAIDI (minutes)	SAIFI (number of interruptions)	CAIDI (minutes)	ASAI (percent)	
14.432	0.319	43.239	99.9974	

08-01-17 to 08-31-17				
SAIDI (minutes)	SAIFI (number of interruptions)	CAIDI (minutes)	ASAI (percent)	
6.916	0.0886	78.078	99.9987	
August 2018				
Sched/Unsched	Cause	Substation	Circuit	Total Outages
Scheduled	Squirrel/Bird			10
Unscheduled	Human			2
Unscheduled	Storm			16
Unscheduled	Electrical Failure			13
Unscheduled	Vehicle Accident			3
Unscheduled	Tree/Vine			4
Unscheduled	Equip. Replacement			5
Unscheduled	Equip. Damage			1
Unscheduled	Unknown/Other			8
Total				62

## Public Utilities



# Public Utilities



## Public Works

### Leaf and Limb:

Service Provided (Tons)	FY16-17 YTD	FY17-18 YTD	FY18-19 YTD	August 2018
White Goods Collected	12.38	27.00	3.38	3.38
Brown Goods Collected	3,689.40	3,603.60	627.00	316.80
Yard Waste Received	14,530.76	14,518.26	2,900.38	1,475.88
Mulch Dispersed	3,864.30	6,419.37	902.55	446.82

### City Garage:

Costs	FY16-17 YTD	FY17-18 YTD	FY18-19 YTD	August 2018
Services Provided by City Garage:				
Vehicles Serviced	1,692	2,007	315	209
Total Labor Cost	\$ 52,205.30	\$ 59,457.53	10,156.98	6,244.91
Total Parts Cost	\$151,894.04	\$158,265.30	22,365.18	13,323.90
Total Cost (Parts + Labor)	\$204,099.34	\$217,722.83	32,207.16	19,568.81
Services Provided by Contract:				
Vehicles Serviced	542	551	92	36
Total Labor Cost	\$111,212.64	\$103,943.03	16,054.81	7,946.09
Total Parts Cost	\$174,965.06	\$190,999.15	22,650.85	12,197.81
Total Cost (Parts + Labor)	\$283,177.70	\$294,942.18	38,705.66	20,143.90
Total Services Provided (City Garage & Contract):				
Vehicles Serviced	2,234	2,558	407	245
Total Labor Cost	\$160,418.57	\$163,413.50	25,896.79	14,191.00
Total Parts Cost	\$327,129.10	\$349,536.84	45,016.03	25,521.71
Total Cost (Parts + Labor)	\$487,277.04	\$512,950.34	70,912.82	39,712.71

Cost by Department	FY16-17 Total	FY17-18 YTD	FY18-19 YTD	August 2018
Public Utilities (Electric)	\$ 89,722.68	\$ 77,364.66	8,589.65	3,874.88
Public Utilities (W&S)	\$106,384.36	\$119,216.35	17,559.43	11,003.49
Police	\$ 75,648.03	\$ 87,738.96	11,050.60	5,546.08
Recreation & Parks	\$ 42,286.71	\$ 44,518.24	8,239.11	4,420.26
Finance	\$ 11,181.78	\$ 14,017.76	1,868.63	1,453.69
Public Works	\$ 96,169.46	\$ 92,786.18	7,098.70	2,361.97
Fire / Rescue	\$ 63,315.27	\$ 74,337.71	15,748.68	10,340.97
Human Resources	\$ 619.44	\$ 745.40	517.00	517.00
Development Services	\$ 1,911.96	\$ 2,225.08	241.01	194.36

## Public Works

---

Significant Issues:

None



## Attendance for Board Appointees

Board of Adjustment			
Appointee	August Attendance	Meetings Missed in 2018 To Date	Appointed By
Alfred Barfield	Absent	4	Mayor
Richard Parsons	Present	0	Ward 1
Dorothea White	Present	0	Ward 2
Vacant	N/A	N/A	Ward 3
Tripp Eure	Present	0	Ward 4
Kenneth Brown	Present	1	Ward 5
John Riggs	Present	0	Ward 6
Kenneth "Kip" Peregoy	Present	1	Mayor Outlaw
Steve Strickland	Present	0	Mayor Outlaw
Lois Jamison	Absent	3	Schaible
Edward Bellis, III	Present	1	Not Available
Ross Beebe	Present	1	Not Available

Community Development Advisory Committee			
Appointee	August Attendance	Meetings Missed in 2018 To Date	Appointed By
Corinne Corr	Absent	2	Ward 1
Carol Williams	Absent	2	Ward 2
Marshall Williams	Present	0	Ward 3
Vernon Guion	Present	2	Ward 4
Dell Simmons	Present	0	Ward 5
Lindsay Best	Present	0	Ward 6

Meetings are held quarterly.

Craven County Tourism Development Authority			
Appointee	August Attendance	Meetings Missed in 2018 To Date	Appointed By
Mark Stephens	Present	0	BOA

## Attendance for Board Appointees

Eastern Carolina Council of Government			
Appointee	August Attendance*	Meetings Missed in 2018 To Date	Appointed By
Johnnie Ray Kinsey	N/A	1	Aster

\*Attendance is only *required* at January and June meetings.

Friends of New Bern Firemen's Museum, Inc. Board of Directors			
Appointee	August Attendance	Meetings Missed in 2018 To Date	Appointed By
Nancy Mansfield	Present	1	Ward 1
Mike Markham	Present	0	Ward 2
David Finn	Absent	1	Ward 3
Juleon Dove	Absent	7	Ward 4
Henry Watson	Present	0	Ward 5
Carol Zink	Present	2	Ward 6
Gary Lingman	Absent	5	Mayor
Bill Frederick	Present	0	Blackiston
David Pickens	Present	2	Kinsey
Bobby Aster	Present	1	Odham

Historic Preservation Commission			
Appointee	August Attendance	Meetings Missed in 2018 To Date	Appointed By
David Griffith	Present	1	Mayor
Joe Anderson	Present	0	Ward 1
Dr. Ruth Cox	Absent	2	Ward 2
Jim Bisbee	Present	0	Ward 3
Christian Evans	Present	0	Ward 4
James Woods Jr.	Absent	3	Ward 5
George Brake	Present	0	Ward 6
Karin McNair	Present	0	Harris
Joe Klotz	Present	0	Odham

## Attendance for Board Appointees

Housing Authority of the City of New Bern			
Appointee	August Attendance	Meetings Missed in 2018 To Date	Appointed By
Steve Strickland	Present	1	Mayor
Joe Anderson	Present	1	Mayor
Pete Monte	Present	1	Mayor
Barbara Lee	Present	4	Mayor
Rob Overman	Present	1	Mayor
Molichia Hardy	Absent	4	Mayor
Willie Newkirk, Sr.	Absent	2	Mayor
Bill Frederick	Present	1	Mayor
Carol Becton	Present	0	Mayor
Denise Harris-Powell	Absent	3	Mayor
Thomas Hardin	Present	2	Mayor

New Bern Appearance Commission			
Appointee	August Attendance	Meetings Missed in 2018 To Date	Appointed By
James Dugan	Present	1	Ward 2 - Taylor
Joseph Cannon	Absent	1	Ward 3 - Mitchell
Rose Williams	Present	0	Ward 4 - Kinsey
Mattie Tatum	Absent	5	Ward 5 - White
Kate Rosenstrauch	Absent	1	Ward 4 - Kinsey
John Phaup	Present	1	Ward 5 - Best
Mike Duffy	Present	0	Ward 6 - Odham

New Bern Area Metropolitan Planning Organization – Transportation Advisory Committee			
Appointee	August * Attendance	Meetings Missed in 2018 To Date	Appointed By
Jeffrey Odham	Present	0	Mitchell
Johnnie Ray Kinsey (Alternate)*	N/A	0	White

\* Alternate only *required* when regular appointee is not in attendance. A meeting was not held in August.

## Attendance for Board Appointees

New Bern-Craven County Public Library Board of Trustees			
Appointee	August Attendance	Meetings Missed in 2018 To Date	Appointed By
Carol Becton	Absent	1	Odham
Esther Hardin	Present	2	Not Available
Erika Foluke	Absent	3	Taylor
Ethel Staten	Present	0	Taylor
Sabrina Bengel	Absent	1	Aster

\* Meetings are held alternate months (February, April, June, August, October and December)

Planning & Zoning Board			
Appointee	August Attendance	Meetings Missed in 2018 To Date	Appointed By
Willie Newkirk, Sr.	N/A	5	Mayor
Jerry Walker	N/A	2	Ward 1
Carol Williams	N/A	2	Ward 2
Gaspar Sonny Aluzzo	N/A	0	Ward 3
Raymond Layton	N/A	0	Ward 4
Jeffery Midgett	N/A	2	Ward 5
Pat Dougherty	N/A	0	Ward 6

\*A meeting was not held in August.

Police Civil Service Board			
Appointee	August Attendance	Meetings Missed in 2018 To Date	Appointed By
Ronnie Lovick	N/A	0	Bengel
Jon Skinner	N/A	1	Mitchell
Craig Baader	N/A	0	Mitchell
Mark Best	N/A	0	Best
Chip Hughes	N/A	0	Odham

\*Meetings are held for appeals of disciplinary actions only. A meeting was not required in August.

## Attendance for Board Appointees

Redevelopment Commission			
Appointee	August Attendance	Meetings Missed in 2018 To Date	Appointed By
Jaimee Bullock	N/A	0	Board at Large
David Herndon	N/A	0	Board at Large
Tharesa Lee	N/A	0	Board at Large
Leander “Robbie” Morgan	N/A	0	Board at Large
Kip Peregoy	N/A	0	Board at Large
Steve Strickland	N/A	0	Board at Large
Beth Walker	N/A	0	Board at Large
Tabari Wallace	N/A	0	Board at Large
John Young	N/A	0	Board at Large

\*A meeting was not held in August.

NOTE: At-large appointments reflect the name of the Governing Board member who made the appointment. All other appointments are specific to the Mayor or a Ward and are noted as such.