

NEW BERN



NORTH CAROLINA

*Everything comes together here*

# Departmental Monthly Reports

---

September 2018

## Table of Contents

---

Development Services .....	1
Finance .....	4
Fire .....	5
Human Resources .....	6
Parks & Recreation.....	7
Police.....	8
Public Utilities .....	11
Public Works .....	20
Attendance for Board Appointees .....	22

## Development Services

### Inspections:

Overview	2017 YTD	% Change from Last Year	2018 YTD	AUG 2018	% Change from Previous Month
Commercial Permits – New Construction	138	-16%	116	24	140%
Residential Permits – New Single Family	71	2350%	98	10	-10%
Residential Permits – Additions/Remodels	128	-2%	126	17	0%
Mobile Homes	9	100%	18	1	50%
Signs	31	-16%	26	2	0%
Certificates of Occupancy – Residential	57	44%	82	12	20%
Certificates of Occupancy – Commercial	9	-56%	4	0	0%
Total Permit Valuation	\$48,754,208	17%	\$56,958,153	\$8,948,370	268%

### Significant Project Update:

- Public Media North Carolina/UNC TV Summit was held on September 5, 2018. The Development Services Director participated in a panel discussion regarding community and economic development. Staff worked closely with the Public Media NC team providing support and coordination with the general public and partner entities. Staff attended several events throughout the week as UNC TV engaged with the community in the development of several programming events.
- Staff attended NC Governor Roy Cooper's announcement of continued funding and support of the Defense Industry Diversification Initiative (DIDI) at the Global Transpark in Kinston.
- Staff assisted in a site visit for the NC Department of Commerce Staff for a building re-use grant. McGuckin & Pyle, Inc., a manufacturer of custom lamination and processing equipment, chose Craven County for its new plant, creating 33 new jobs and investing \$2.25 million; Secretary of Commerce Anthony M. Copeland announced this on September 24, 2018. The company will bring mechanical and electrical control system assembly and machinery services to New Bern.
- Staff assisted in communicating resources available for hurricane recovery and relief.
- Staff attended meetings and worked with businesses to identify resources and compile information.

### Community and Economic Development:

#### **Volt Center/City Market:**

- Documentation was submitted to the EDA regarding contract notification.
- Progress report approved by the Golden Leaf Foundation. Staff prepared the bi-annual report as part of the grant award.

## Development Services

---

- Bi-weekly conference calls were held on September 10, 2018 and September 24, 2018 with pertinent parties involved in the project, to include the EDA Grant Administrator, architect, Craven Community College staff (when in session), city staff and others. The call agenda includes discussing status updates, addresses concerns and communicates follow-up initiatives.
- Construction continues on the site for the development Workforce Training Center, Makerspace and kitchen commissary.
- Construction meeting was held on September 19, 2018 for the project management team including the contractor, architect, city staff and grant administration.

### **Workforce Development:**

- September 6, 2018 - Workforce Development opportunity discussion with officials from Craven County Schools, Craven Community College and City of New Bern Economic Developer. Introduced new Craven County schools representative to opportunities in the area, including future plans for the Volt Center and industry site meetings.
- CravenWorks planning meeting with partners at EC Workforce Development Offices

### **Business Recruitment:**

- Staff held several meetings and phone conferences with retail and commercial developers.
- Staff continued research of the Opportunity Zone designation in New Bern to better understand future possibilities, as well as the status of the program across the state. Staff confirmed a NC Department of Commerce representative to come make a presentation to the Board regarding this topic.

### **Community Development:**

- Meeting is set for the Redevelopment Commission and informational session planned to be conducted by UNC School of Government.
- Staff planned the first meeting of the commission and organized schedules for a representative from UNC School of Government to provide an introductory session for members to better understand the goals and powers of Redevelopment Commissions.
- Staff is preparing an RFQ to go out for bid in October for the 5-year comprehensive plan.

### **CDBG:**

- **16/17:** Total amount of funding set aside for housing rehabilitation for this funding year is \$76,401.51. Agreement for technical/administration services for rehabilitation with McDavid Associates has been signed to begin rehab for group 4.
- **17/18:** Program year 2017-2018's Consolidated Annual Performance Evaluation Report (CAPER) was submitted to HUD on September 28, 2018. Agreement for technical/administration services for rehabilitation with McDavid Associates has been signed to begin rehab for group 4.
- **18/19:** Grant agreement was received from HUD on September 24, 2018. Copies have been signed and forwarded to the field office for recording.

## Development Services

### Other:

**GIS** – Submitted final data and analysis for US Census Challenge as related to the population estimates with the Census Bureau for July 1, 2017. 2010 Census (see table below)

Geography	April 1, 2010		Population Estimate (as of July 1)							
	Census	Estimates Base	2010	2011	2012	2013	2014	2015	2016	2017
Nashville town, North Carolina	5,352	5,502	5,501	5,507	5,489	5,472	5,472	5,463	5,470	5,487
Navassa town, North Carolina	1,505	1,480	1,484	1,505	1,522	1,536	1,631	1,728	1,782	1,895
New Bern city, North Carolina	29,524	29,343	29,524	29,971	30,023	29,809	29,805	29,533	29,674	29,590
Newland town, North Carolina	698	703	700	696	691	689	688	684	685	685

- Also submitted to the NC Office of Budget and received notification of an addition of approximately 100 new persons to their estimate, but would wait until the 2020 Census to make further adjustments.
- Presentation and demonstrations given to the Police department on various new tools for crime analysis and data management using GIS and ESRI tools
- Work related to Florence at the EOC and afterwards, multiple maps and data/analysis. Work with Damage Assessment app/map and working assisting FEMA. Work sharing information to FEMA and Craven County EOC

**Planning & Zoning** – Provided staff support for the Planning & Zoning regular meeting on September 4, 2018 for the following projects:

- Consideration of a Final Plan approval submitted by A. Sydes Construction, Inc. for Bluewater Rise “Southwind Phase One”; a 54-lot subdivision on an 46.85 +/- acre tract located west of Old Airport Road off of Bluewater Boulevard. The property is further identified as a portion of Craven County Parcel ID number 7-106-001. (Ward 3) – Motion to approve passed unanimously 6-0.
- Consideration of a request by the City of New Bern to amend Sections 15-15, 15-146 and 15-342 of the City of New Bern Land Use Ordinance; “Basic definitions and interpretations.”, “Table of permissible uses” and “Number of parking spaces required.” The purpose of these amendments is to create new standards for Marinas in the City Land Use Ordinance. – Motion to recommend approval to the Board of Aldermen passed 5-1.

## Finance

### Fund Balance Available for Appropriation and Days Cash on Hand:

<b>Fund</b>	<b>As of 06/30/16</b>	<b>As of 06/30/17</b>	<b>As of 6/30/18 *Estimate*</b>	<b><i>Estimate for July 2018*</i></b>	<b><i>Estimate for August 2018*</i></b>
Water (Available)	\$8,497,223	\$6,298,596	\$6,097,210	\$5,549,214	\$5,786,467
Water (Days)	516	340	333	360	372
Sewer (Available)	\$3,422,417	\$4,035,133	\$3,343,179	\$2,442,391	\$2,811,789
Sewer (Days)	227	275	179	201	209
Electric (Available)	\$11,138,265	\$11,039,354	\$13,398,600	\$13,695,098	\$14,426,452
Electric (Days)	130	126	136	146	152
General (Available)	\$16,186,421	\$14,885,387	\$14,449,392	\$10,734,299	\$8,550,306
General %	45.63%	45.47%	35.30%	28.89%	23.01%

\*The actual fund balance and Days Cash on Hand for each fiscal year are determined after the completion of the Comprehensive Annual Financial Report. The amounts above are estimates based on current financial information.

### Significant Issues:

The start of financial impacts from Hurricane Florence will become apparent in next month's report.

## Fire

### Fire Suppression:

<b>Incidents</b>	<b>2017 Total</b>	<b>2018 YTD</b>	<b>Last Month</b>	<b>Current Month</b>
*Number of Incidents	1,603	1,617	139	467
90% Response Time to Incidents	7 minutes 25 seconds	8 minutes 25 seconds	8 minutes 17 seconds	8 minutes 04 seconds
Endangered Property Value	\$21,736,200	\$36,390,240	\$7,310,570	\$930,180
Property Losses Due to Fire	\$1,662,990	\$10,589,026	\$42,850	\$571,680
Percentage of Saved Property Value	92.35%	70.90%	99.41%	38.54%
Overlapping Incidents	163	469	14	327

### Fire Prevention:

<b>Prevention Statistics</b>	<b>2017 Total</b>	<b>2018 YTD</b>	<b>Last Month</b>	<b>Current Month</b>
Fire Investigations	40	28	4	3
Fire Inspections	1,553	1,365	192	35
Permits Issued	92	71	4	11
Child-Passenger Seat Checks	207	119	20	6
People Educated Through Public Fire & Life-Safety Programs	9,476	2,864	244	17

### Narcan:

<b>Statistics</b>	<b>2017 Total</b>	<b>2018 YTD</b>	<b>Last Month</b>	<b>Current Month</b>
Overdose Calls Responded To	78	39	2	6
Instances Narcan Administered	14	8	0	0

### Significant Issues:

- 5 smoke alarms were installed this month (as compared to 22 in September, 2017).
- Finished the Leadership Development Training with Facilitator James Rowan via webinars.
- Hurricane Florence battered Eastern North Carolina and much of the City of New Bern.

## Human Resources

### City-Wide Vacancies:

Department	Budgeted Positions	Separations During the Month	Positions Filled By External Candidates During the Month	Current Vacancies	Turnover FY17/18	Turnover FY18/19
Administration	12	0	0	2	2	1
Development Services	18	1	1	2	5	1
Finance	39	0	0	2	2	0
Fire	73	1	0	10	3	1
Human Resources	5	0	0	0	1	0
Parks & Recreation	29	0	0	1	3	0
Police	117	4	1	8	13	6
Public Utilities (Electric)	52	1	0	5	8	2
Public Works	47	0	1	4	9	2
Water Resources	77	1	0	4	7	3
Totals:	469*	8	3	38**	53	16

\*Includes regular and 2 grant-funded positions approved for the fiscal year; does not include seasonal positions.

\*\*Current vacancies due to separations from employment, promotions, demotions and transfers.

### Safety News:

Workers' Compensation	2018	2019
Current Month's Claims	4 OSHA Recordable 1 Lost Time 0 Non-Recordable 0 Denied	2 OSHA Recordable 1 Lost Time 2 Non-Recordable 0 Denied
Year-to-Date Claims	5 Recordable 3 Non-Recordable	5 Recordable 2 Non-Recordable
Current Month Costs	\$252,627.28	\$18,017.69
Year-to-Date Costs	\$524,981.47	\$80,151.25 *includes adjustment for August

### Other:

None



## Parks and Recreation

### Significant Issues:

- The Aquatic Center and Spray Ground closed on September 3<sup>rd</sup>. The facilities were open from Memorial Day through Labor Day. Revenue for aquatics-related activities as follow:

	<b>Participants</b>	<b>Revenue</b>
Total Admissions	11,103	\$49,741.75
Pool Parties	17	\$2,240.00
Swimming Lessons	140	\$6,000
Concessions		\$12,107.04
Spray Ground Reservations	10	\$273.00
	<b>Total Revenue</b>	<b>\$70,361.79</b>

- A CAMA grant was submitted for a floating dock, restrooms, parking and a shelter at Martin Marietta Park.
- All Parks and Recreation facilities were closed the mid to later part of the month due to storm debris from Hurricane Florence. By the end of the month, all but three parks, Stanley White Recreation Center, and Parks and the administrative office were re-opened. Parks and Recreation is located at the Aquatic Center. The Stanley White Recreation Center has relocated to the West New Bern Recreation Center.

## Police

### Crime:

<b>Incidents &amp; Arrests</b>	<b>Current Month Total</b>	<b>2015 Total</b>	<b>2016 Total</b>	<b>2017 Total</b>	<b>2018 YTD</b>
NIBRs* Group A Incidents	136	2,522	2,540	2,536	1,872
NIBRs* Group B Incidents (Arrests)	56	695	723	825	694
Adult Arrests	101	1,538	1,495	1,739	1,287
Juvenile Arrests	1	25	10	10	7
Total Arrests	102	1,563	1,505	1,749	1,297
Police Calls for Service	3,603	41,878	43,949	46,757	34,218
Business Alarms Dispatched	293	1,842	1,382	1,968	1,557
Residential Alarms Dispatched	103	782	777	878	577
Alarm Calls (PD Dispatched)	396	2,624	2,159	2,846	2,134

*\*NIBRs = National Incident-Based Reporting System*

*Monthly and year-to-date totals are subject to change due to reports being submitted/merged after the month for which they were reported and to account for corrections/changes to the original classifications.*

<b>Index Crime Report</b>	<b>Current Month Total</b>	<b>2015 Total</b>	<b>2016 Total</b>	<b>2017 Total</b>	<b>2018 YTD</b>
Homicide	0	9	3	4	0
Rape	0	5	11	8	6
Robbery	0	30	50	58	23
Aggravated Assault	6	68	82	93	56
B&E – Residence	11	181	168	160	119
B&E – Business	7	35	27	43	25
Theft from Motor Vehicle	4	157	173	187	89
Larceny	38	867	796	718	578
Motor Vehicle Theft	2	32	30	20	31
Arson	0	3	6	3	3
Total:	68	1,387	1,346	1,294	930

<b>Criminal Investigations</b>	<b>Current Month Total</b>	<b>2015 Total</b>	<b>2016 Total</b>	<b>2017 Total</b>	<b>2018 YTD</b>
Cases Assigned	10	141	179	108	130
Cases Closed	0	72	101	45	25

## Police

Crime Analysis		
	<u>September 2018</u>	<u>2018 YTD</u>
Top 5 Calls for Service & Number of Incidents	1) Traffic Stop - 444 2) Alarm Business - 276 3) Check on Welfare - 203 4) Citizen Assist – 198 5) Security Check Business - 149	1) Traffic Stop – 4,416 2) Alarm Business – 2,086 3) Check on Welfare – 1,973 4) Citizen Assist – 1,732 5) Alarm Business – 1,511
Top 5 Calls for Service by Location and Number of Incidents	1) 601 George St. – Police Department (Citizen Assist): 163 2) 3105 M L King Jr Blvd. – Walmart (Vehicle-Crash): 44 3) 1100 Clark Rd. – Magistrates Sheriff Office (Commitment Papers): 37 4) 1210 Broad St. – Five Points Mart (Trespassing): 31 5) 1125 Walt Bellamy Dr. – New Bern Towers (Foot Patrol): 29	
Top 3 Crime Locations for Current Month and Number of Incidents	1) 3105 M L King Jr Blvd. – Walmart (Larceny): 3 2) 1210 Broad St. – Five Points Mart (Drug Activity): 3 3) 601 George St. – Police Department (Communicating Threats): 2	

Cases of Note	
<b>2018-17415</b> – Sex Offense, 3127 Elizabeth Ave / HJ MacDonald School	Case is still under investigation; interviews being conducted on victims; charges will be pending upon consultation with District Attorney.
<b>2018-24248</b> – Gunshot Victim / Crawford and Bay St	Dennis Massey has been arrested for Attempted Murder in this case. Case still has leads being followed up.
<b>2018-33494</b> – Gunshot Victims / 1709 Asheville St.	Case is under further investigation. Interviews pending of participants.
<b>2018-34036</b> – OPBFP / 325 Middle St / Country Travel and Tours	Case is under further investigation. This case has numerous victims, covers multiple jurisdictions and a suspect that may be missing in Europe.

## Police

### Personnel:

Extra Duty Hours	2015 Total	2016 Total	2017 Total	2018 YTD
217	2,161	3,299	4,076.75	2,885

Overtime in Dollars	Sep 2018 Total (REGULAR) (STORM)	2015 Total	2016 Total	2017 Total	2018 YTD (REGULAR) (STORM)
Office of the Chief	\$110.21 \$0.00	\$8,783.87	\$1,251.97	\$381.11	\$200.97 \$0.00
Operations Division	\$4,626.96 \$155,462.47	\$145,902.95	\$135,511.65	\$118,641.19	\$63,249.37 \$155,462.47
Services Division	\$4,942.24 \$61,901.18	\$62,686.44	\$58,035.21	\$72,063.35	\$67,518.94 \$61,901.18
Investigations Division	\$667.76 \$58,537.76	N/A	\$21,689.72	\$45,845.93	\$12,593.17 \$58,537.76
Total:	\$10,236.96 <u>\$275,901.41</u> \$286,138.37	\$217,373.26	\$216,488.55	\$236,931.58	\$143,879.45 <u>\$275,901.41</u> \$419,780.86

### Significant Issues (not noted above):

None

## Public Utilities

---

### **Electric Projects and Developments:**

**Cost of Service/Rate Study** – Finalizing study information. Awaiting NCEMPA power cost adjustment forecast and market information.

**System Improvement and Load Study** – Reviewing consults draft report. Prioritizing and budget to follow.

**Trent Rd Substation Transformer** – Engineering and design is in progress for the replacement of one 30 MVA transformer, structures and related equipment.

**Line Reclosure Improvements** – Ongoing improvements to control system functionality.

**Load Management** – Investigating system improvements. Evaluating and testing the application of Ecobee smart thermostats.

**Bluewater Rise Subdivision** – New underground residential subdivision. We will be extending our existing underground primary along Old Airport Road and into the new development. We are working on upgrading our underground line to feeder capacity for this new load. The infrastructure for the first phase of the subdivision has been completed and work has begun on the second and third phases.

**Watercrest Subdivision** – This is a new residential section in the Carolina Colours Subdivision. We are extending the three phase underground primary down Landscape Drive to a three-phase junction box by the entrance to the subdivision. We will install the underground primary from the junction box to feed this subdivision along with transformers, underground secondary, secondary pedestals and street lights.

**Croatan Crossing Subdivision** – Extending single phase underground primary to feed the next phase of Croatan Crossing Subdivision. We will install underground secondary, secondary pedestals and transformers at this location. The Station House Road portion of this project has been completed. We are in the planning stages of electric distribution and services for the last section of this subdivision which is section one phase four. This section will consist of 27 lots. The estimated date for this section to be ready for power installation is early October.

**New Bern Market Place** – This is a new underground commercial complex. We will be serving the parking lot lights and all of the out parcels including the gas station. The underground infrastructure has been installed and we will proceed as new customers are added.

## Public Utilities

---

### **Water Resources Projects and Developments:**

**Township No. 7 Sewer Improvements** – Phase III. Sewer system infrastructure improvements for increasing transmission capacity. Staff is continuing to work with the property owners from whom the City will need a utility easement in order to construct the project and legal documents for the easements are being prepared.

**Water Resources Facility** - This involves the construction of a new facility adjacent to the City's existing water treatment plant to house the Water Resources operations and administration staff. All of the building work has been completed and the water resources staff are in the process of relocating all materials and equipment from the Neuse Boulevard site. The relocation process has been completed and staff are fully operational at the new facility.

**West New Bern Water System Improvements** – Water system infrastructure improvements between the Highway 17 and 55 corridors increasing available domestic and fire flow supplies. Staff is continuing to work with the property owners from whom the City will need a utility easement in order to construct the project and legal documents for the easements are being prepared.

**Spencer & Park Water and Sewer Rehabilitation Project** – Replacement of existing water and sewer infrastructure along Spencer and Park Avenues ahead of planned resurfacing project. The contractor has completed the improvements in the 1500 and 1600 blocks of Spencer. The contractor will continue to move along Spencer from east to west over the next few months. Recent rains have slowed the progress of this project, but the upcoming sections will be easier to complete, due to the shallow depth of the sewer and the contractor should be able to make good progress.

**Johnson & King Water, Sewer, and Storm Drain Rehabilitation Project** – Replacement of existing water, sewer, and storm drain infrastructure along Johnson and King Streets. Bids for this project have been received and staff is working with the low bidder to execute contracts and establish a construction contract. At this point, construction is expected to start in late summer/early fall.

## Public Utilities

Electric System Outages and Reliability Statistics				
	September 2018		2018 YTD	
No. of Interruptions	46		331	
No. of Customer Out	81,147		109,258	
Customers Minutes Out	163,280,280		164,831,530	
09-01-18 to 09-30-18				
SAIDI (minutes)	SAIFI (number of interruptions)	CAIDI (minutes)	ASAI (percent)	
14.415	0.32	45.024	99.9974	
09-01-17 to 09-30-17				
SAIDI (minutes)	SAIFI (number of interruptions)	CAIDI (minutes)	ASAI (percent)	
6.943	0.0765	90.826	99.9987	
September 2018				
Sched/Unsched	Cause	Substation	Circuit	Total Outages
Unscheduled	Storm			26
Unscheduled	Lightning			8
Unscheduled	Vehicle Accidents			4
Unscheduled	Electrical Failure			3
Unscheduled	Equip. Replacement			1
Unscheduled	Human			1
Unscheduled	Squirrel			1
Unscheduled	Vine			1
Unscheduled	Hurricane Florence			1
			Total	46

## Public Utilities

---

**High-Profile Projects:** Nine high-profile projects have been identified. A location map is attached to assist with visualizing the project locations. A summarized report is also attached.

**Advanced Metering Infrastructure Project (AMI):** This will be the final monthly reporting of this project. The AMI system is substantially complete; such that the communications network is collecting meter reads and integrating the reads into the billing system. A map has been included (electric and water) to help visualize the location of active AMI and non-AMI meters. System enhancements, further penetration of AMI meters and load management devices as well as staff training are ongoing on a daily basis. Summarized details are included in the project report.

**System Reliability:** A total of 46 interruptions were recorded on the electric system during the month of September. This impacted a total of 350 customers. The majority of these events were caused by weather and post Hurricane Florence failure of trees and/or equipment. As a result, customers experienced an average of 0.016 interruptions and were restored in an average of 66.6 minutes. Additional details are provided in the table of “Electric System Outages and Reliability Statistics”.

**Safety:** Two incidents and one lost time accident were reported.

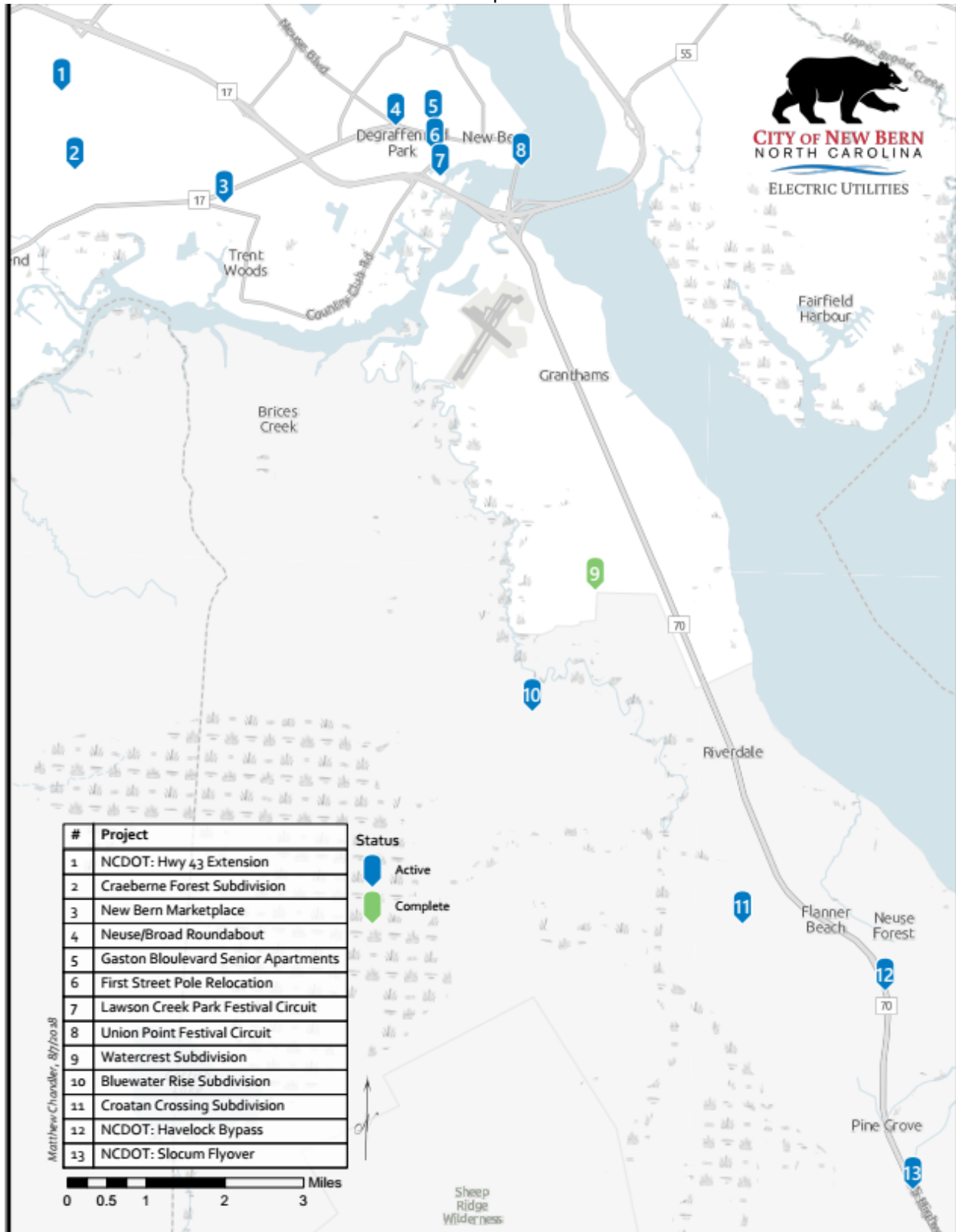
**Electric and Water Sales:** Graphical trends of revenue and expenses are Included.

**Employee Recognition:** All staff is recognized for their dedication and service during hurricane Florence. Virginia “Beth” Townsend worked the entire Hurricane Florence operation while suffering the loss of her home due to the hurricane. Sheri Benson (UBO staff) is recognized for her knowledge and experience coordinating critical media, business office and metering activities with electric operations activities. Taylor Fornes and Christian Swenson are recognized for having met all the requirements in the career development program to be promoted from Electric Groundworker to Electric Lineworker 3<sup>rd</sup> Class. Also recognized is Paul Baker, Electric Lineworker 1<sup>st</sup> Class, for longevity with 15 years of service to the City of New Bern.



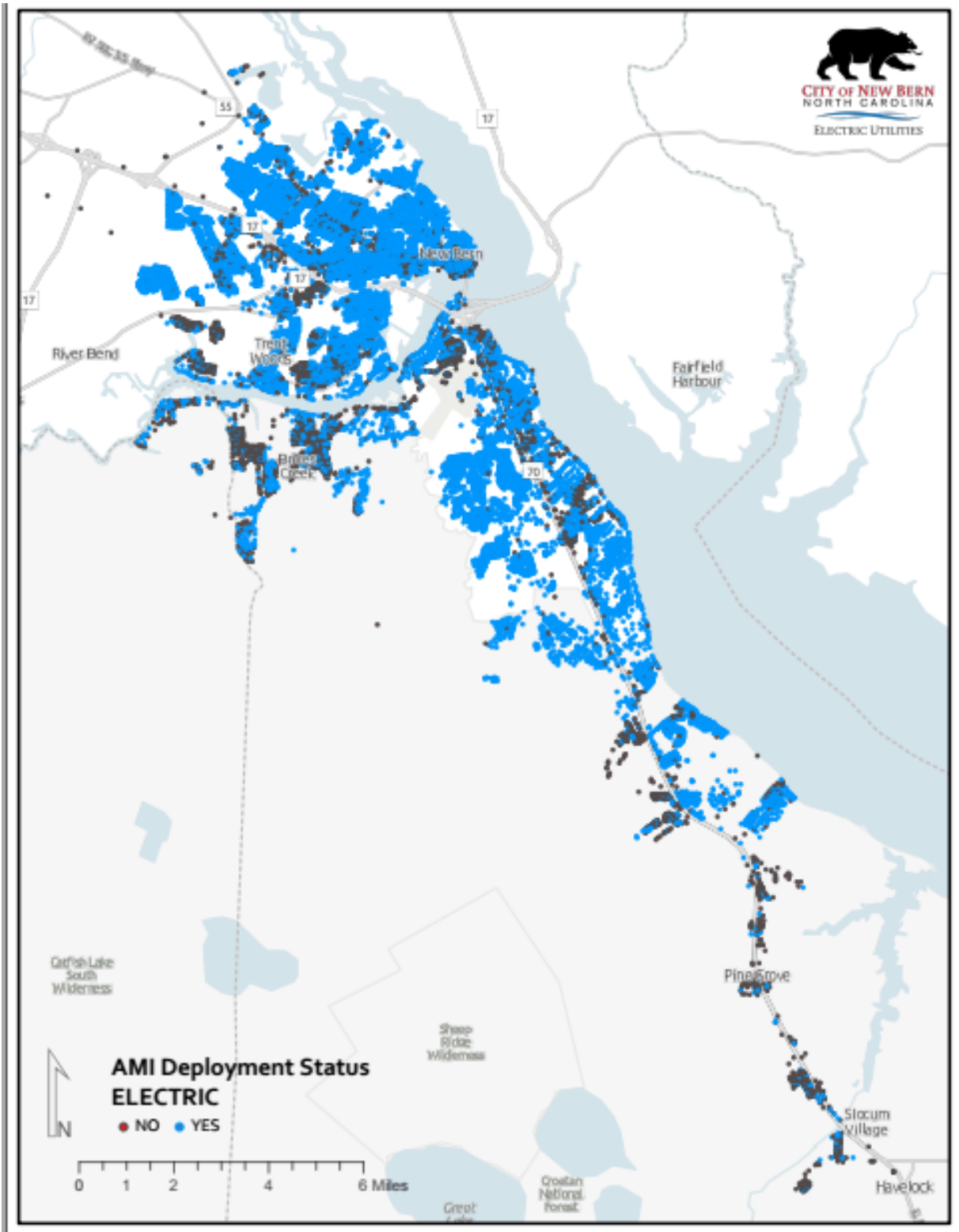
## Public Utilities

### High Profile Projects Map

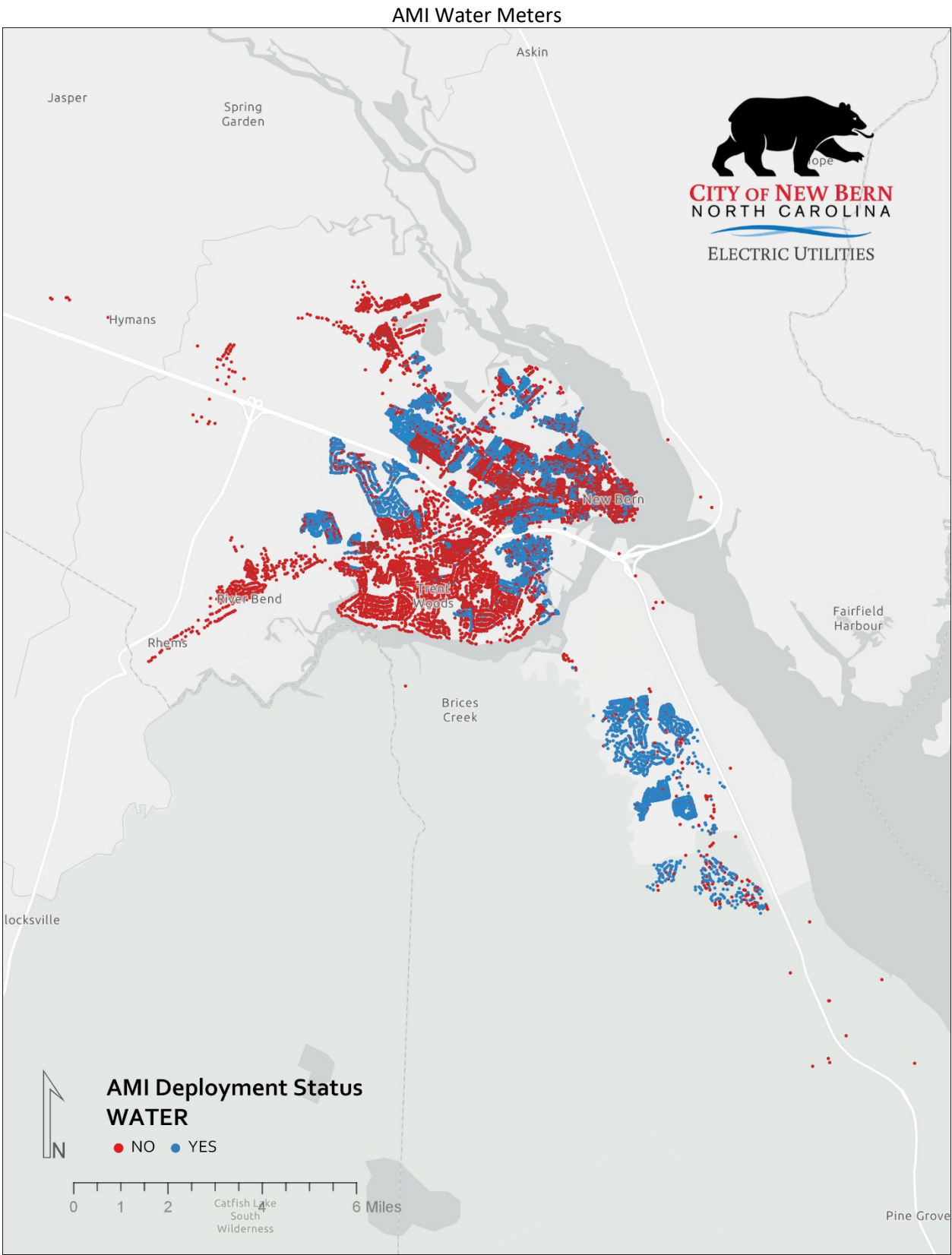


## Public Utilities

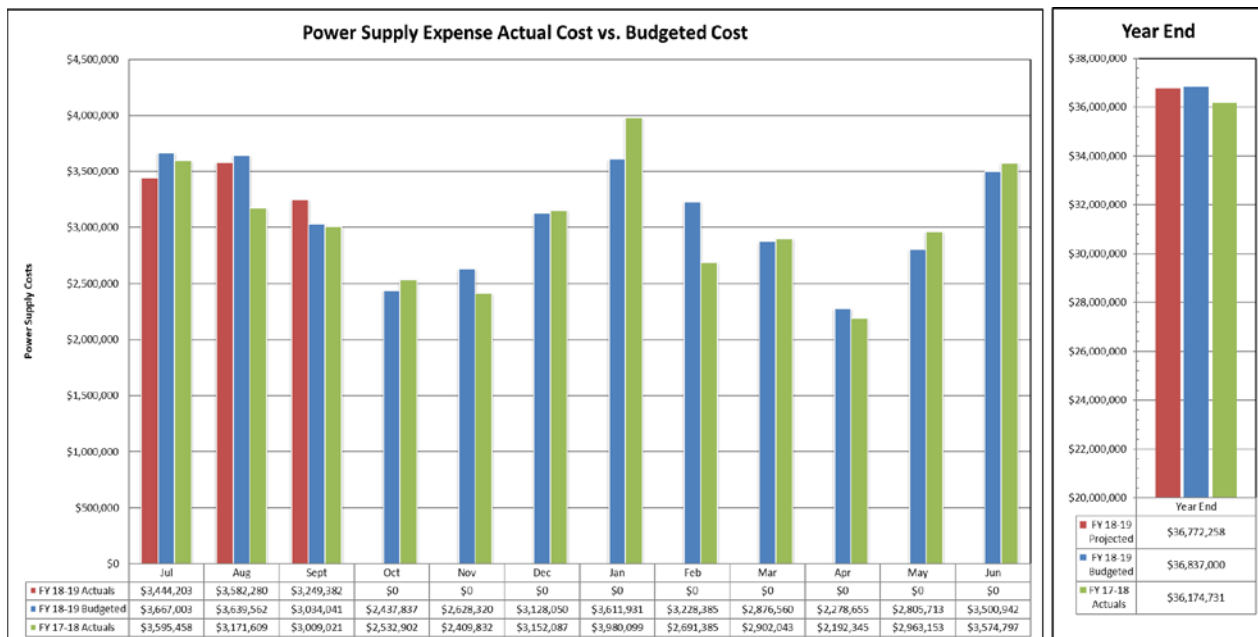
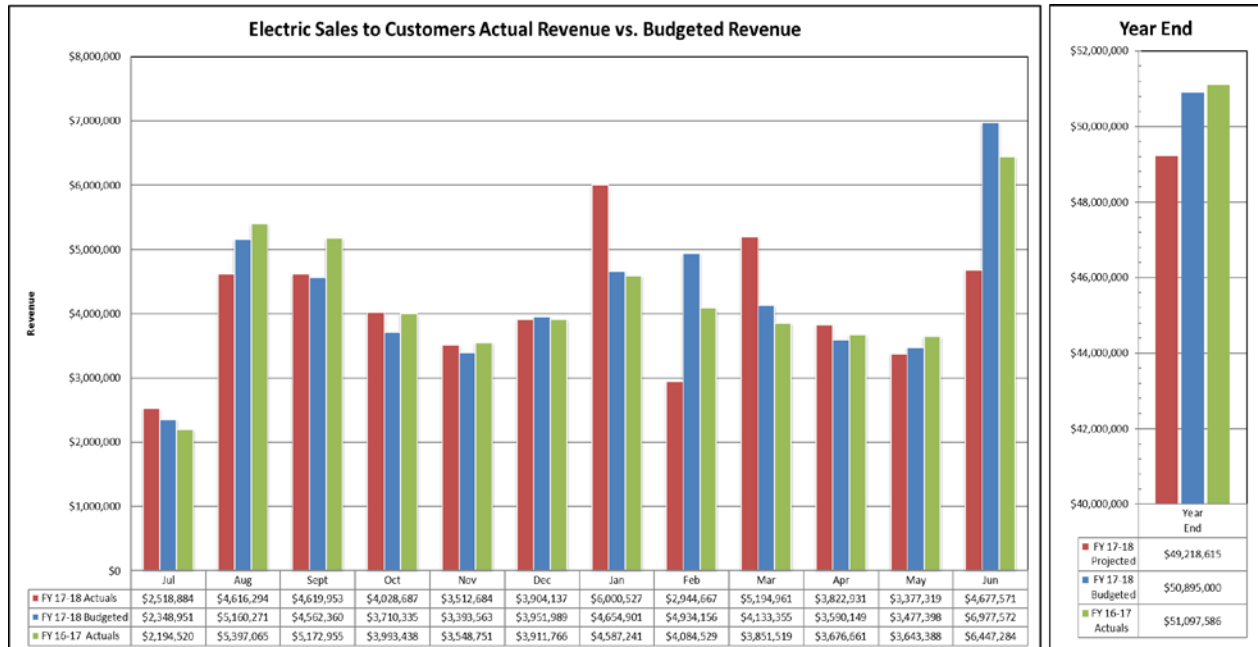
### AMI Electric Meters



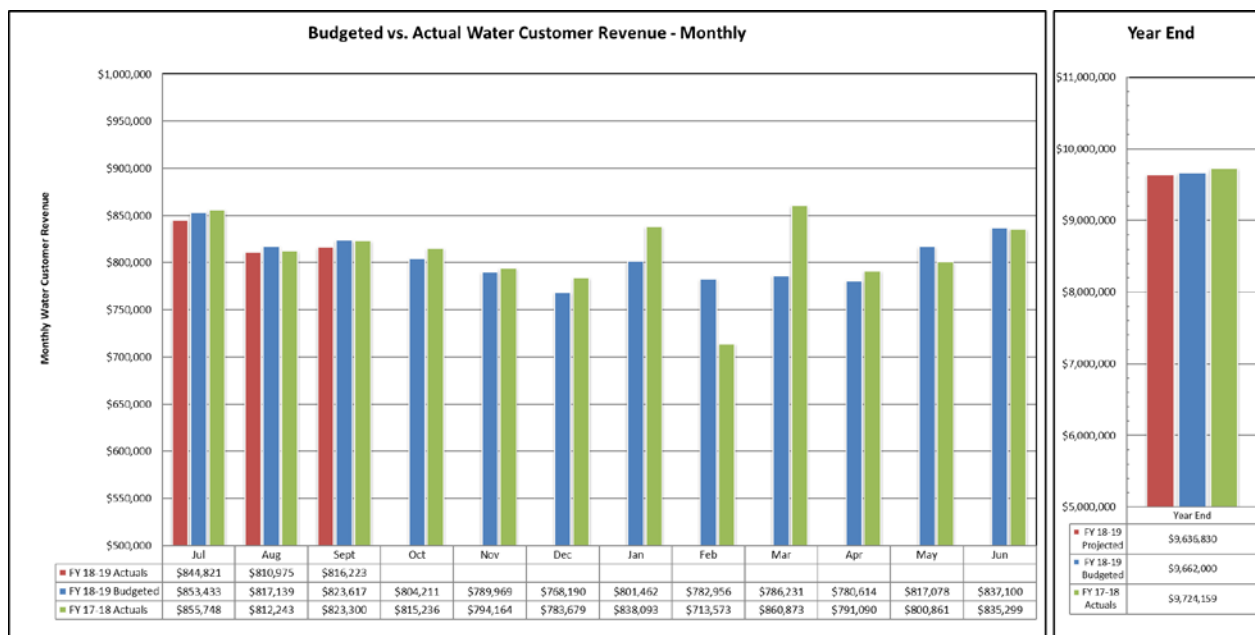
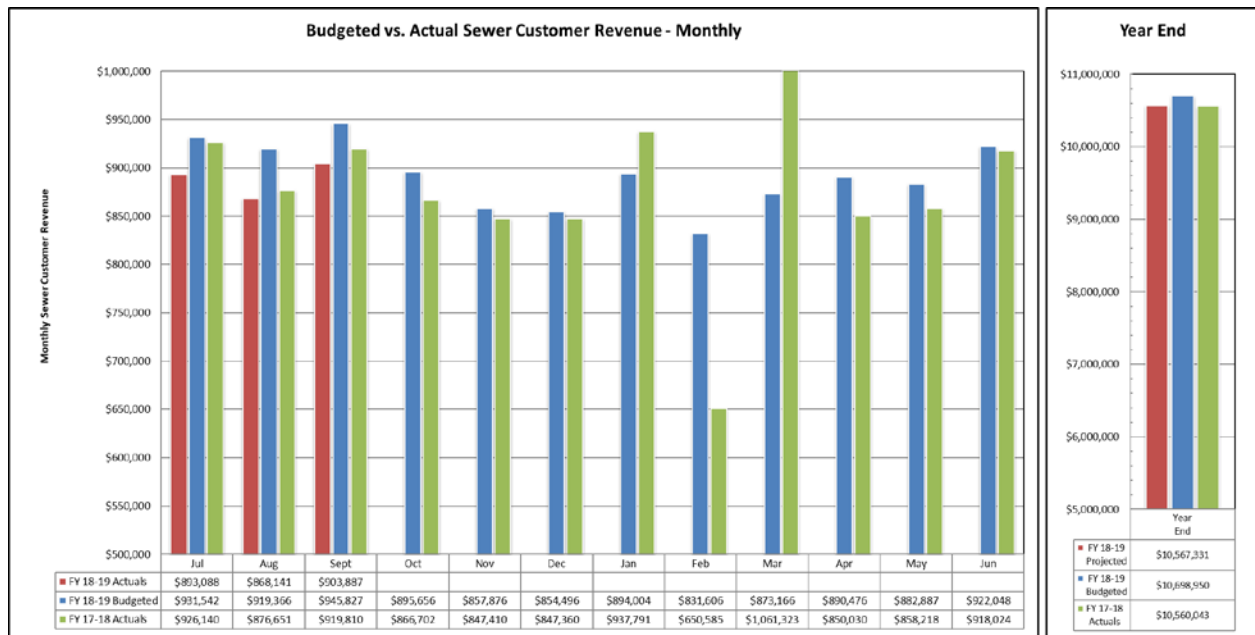
# Public Utilities



## Public Utilities



# Public Utilities



## Public Works

### Leaf and Limb:

Service Provided (Tons)	FY16-17 YTD	FY17-18 YTD	FY18-19 YTD	September 2018
White Goods Collected	12.38	27.00	3.38	0.00
Brown Goods Collected	3,689.40	3,603.60	765.60	138.60
Yard Waste Received	14,530.76	14,518.26	4,119.68	1,219.30
Mulch Dispersed	3,864.30	6,419.37	1,050.69	148.14

### City Garage:

Costs	FY16-17 YTD	FY17-18 YTD	FY18-19 YTD	September 2018
Services Provided by City Garage:				
Vehicles Serviced	1,692	2,007	506	191
Total Labor Cost	\$ 52,205.30	\$ 59,457.53	14,550.13	4,393.15
Total Parts Cost	\$151,894.04	\$158,265.30	31,088.28	8,723.10
Total Cost (Parts + Labor)	\$204,099.34	\$217,722.83	45,323.41	13,116.25
Services Provided by Contract:				
Vehicles Serviced	542	551	129	37
Total Labor Cost	\$111,212.64	\$103,943.03	21,352.11	5,297.30
Total Parts Cost	\$174,965.06	\$190,999.15	27,850.24	5,199.42
Total Cost (Parts + Labor)	\$283,177.70	\$294,942.18	49,202.38	10,496.72
Total Services Provided (City Garage & Contract):				
Vehicles Serviced	2,234	2,558	635	228
Total Labor Cost	\$160,418.57	\$163,413.50	35,587.24	9,690.45
Total Parts Cost	\$327,129.10	\$349,536.84	58,938.55	13,922.52
Total Cost (Parts + Labor)	\$487,277.04	\$512,950.34	94,525.79	23,612.97

Cost by Department	FY16-17 Total	FY17-18 YTD	FY18-19 YTD	September 2018
Public Utilities (Electric)	\$ 89,722.68	\$ 77,364.66	12,383.15	3,793.50
Public Utilities (W&S)	\$106,384.36	\$119,216.35	21,321.59	3,762.16
Police	\$ 75,648.03	\$ 87,738.96	16,104.11	5,053.51
Recreation & Parks	\$ 42,286.71	\$ 44,518.24	10,156.51	1,917.40
Finance	\$ 11,181.78	\$ 14,017.76	2,261.63	393.00
Public Works	\$ 96,169.46	\$ 92,786.18	11,464.55	4,365.85
Fire / Rescue	\$ 63,315.27	\$ 74,337.71	20,058.23	4,309.55
Human Resources	\$ 619.44	\$ 745.40	523.00	6.00
Development Services	\$ 1,911.96	\$ 2,225.08	253.01	12.00

## Public Works

---

Significant Issues:

None

## Attendance for Board Appointees

Board of Adjustment			
Appointee	September Attendance	Meetings Missed in 2018 To Date	Appointed By
Alfred Barfield	N/A	4	Mayor
Richard Parsons	N/A	0	Ward 1
Dorothea White	N/A	0	Ward 2
Vacant	N/A	N/A	Ward 3
Tripp Eure	N/A	0	Ward 4
Kenneth Brown	N/A	1	Ward 5
John Riggs	N/A	0	Ward 6
Kenneth "Kip" Peregoy	N/A	1	Mayor Outlaw
Steve Strickland	N/A	0	Mayor Outlaw
Lois Jamison	N/A	3	Schaible
Edward Bellis, III	N/A	1	Not Available
Ross Beebe	N/A	1	Not Available

\* A meeting was not held in September.

Community Development Advisory Committee			
Appointee	September Attendance	Meetings Missed in 2018 To Date	Appointed By
Corinne Corr	N/A	1	Ward 1
Carol Williams	N/A	1	Ward 2
Marshall Williams	N/A	0	Ward 3
Vernon Guion	N/A	2	Ward 4
Dell Simmons	N/A	0	Ward 5
Lindsay Best	N/A	0	Ward 6

Meetings are held quarterly. \* A meeting was not held in September.

Craven County Tourism Development Authority			
Appointee	September Attendance	Meetings Missed in 2018 To Date	Appointed By
Mark Stephens	Present	0	BOA



## Attendance for Board Appointees

Eastern Carolina Council of Government			
Appointee	September Attendance*	Meetings Missed in 2018 To Date	Appointed By
Johnnie Ray Kinsey	N/A	1	Aster

\*Attendance is only *required* at January and June meetings.

Friends of New Bern Firemen's Museum, Inc. Board of Directors			
Appointee	September Attendance	Meetings Missed in 2018 To Date	Appointed By
Nancy Mansfield	N/A	1	Ward 1
Mike Markham	N/A	0	Ward 2
David Finn	N/A	1	Ward 3
Juleon Dove	N/A	7	Ward 4
Henry Watson	N/A	0	Ward 5
Carol Zink	N/A	2	Ward 6
Gary Lingman	N/A	5	Mayor
Bill Frederick	N/A	0	Blackiston
David Pickens	N/A	2	Kinsey
Bobby Aster	N/A	1	Odham

\* A meeting was not held in September.

Historic Preservation Commission			
Appointee	September Attendance	Meetings Missed in 2018 To Date	Appointed By
David Griffith	N/A	1	Mayor
Joe Anderson	N/A	0	Ward 1
Dr. Ruth Cox	N/A	1	Ward 2
Jim Bisbee	N/A	0	Ward 3
Vacant	N/A	N/A	Ward 4
James Woods Jr.	N/A	2	Ward 5
George Brake	N/A	0	Ward 6
Karin McNair	N/A	0	Harris
Joe Klotz	N/A	0	Odham

\* A meeting was not held in September.

## Attendance for Board Appointees

Housing Authority of the City of New Bern			
Appointee	September Attendance	Meetings Missed in 2018 To Date	Appointed By
Steve Strickland	N/A	1	Mayor
Joe Anderson	N/A	1	Mayor
Pete Monte	N/A	1	Mayor
Barbara Lee	N/A	4	Mayor
Rob Overman	N/A	1	Mayor
Molichia Hardy	N/A	4	Mayor
Willie Newkirk, Sr.	N/A	2	Mayor
Bill Frederick	N/A	1	Mayor
Carol Becton	N/A	0	Mayor
Denise Harris-Powell	N/A	3	Mayor
Thomas Hardin	N/A	2	Mayor

\*A meeting was not held in September.

New Bern Appearance Commission			
Appointee	September Attendance	Meetings Missed in 2018 To Date	Appointed By
James Dugan	N/A	1	Ward 2 - Taylor
Joseph Cannon	N/A	0	Ward 3 - Mitchell
Rose Williams	N/A	0	Ward 4 - Kinsey
Mattie Tatum	N/A	4	Ward 5 - White
Kate Rosenstrauch	N/A	0	Ward 4 - Kinsey
John Phaup	N/A	1	Ward 5 - Best
Mike Duffy	N/A	0	Ward 6 - Odham

\*NOTE: Appointments previously made at-large until recent revision in ordinance to provide for rotating appointments among BOA. Next vacancy to be filled by Mayor. \*A meeting was not held in September.

New Bern Area Metropolitan Planning Organization – Transportation Advisory Committee			
Appointee	September* Attendance	Meetings Missed in 2018 To Date	Appointed By
Jeffrey Odham	N/A	0	Mitchell
Johnnie Ray Kinsey (Alternate)*	N/A	0	White

\* \* A meeting was not held in September. \* Alternate only *required* when regular appointee is not in attendance.

## Attendance for Board Appointees

New Bern-Craven County Public Library Board of Trustees			
Appointee	September Attendance	Meetings Missed in 2018 To Date	Appointed By
Carol Becton	N/A	1	Odham
Esther Hardin	N/A	2	Not Available
Erika Foluke	N/A	3	Taylor
Ethel Staten	N/A	0	Taylor
Sabrina Bengel	N/A	1	Aster

\* Meetings are held alternate months (February, April, June, August, October and December)

Planning & Zoning Board			
Appointee	September Attendance	Meetings Missed in 2018 To Date	Appointed By
Willie Newkirk, Sr.	Absent	6	Mayor
Jerry Walker	Absent	3	Ward 1
Carol Williams	Present	2	Ward 2
Gaspar Sonny Aluzzo	Absent	1	Ward 3
Raymond Layton	Present	0	Ward 4
Jeffery Midgett	Present	2	Ward 5
Pat Dougherty	Present	0	Ward 6

Police Civil Service Board			
Appointee	September Attendance	Meetings Missed in 2018 To Date	Appointed By
Ronnie Lovick	N/A	0	Bengel
Jon Skinner	N/A	1	Mitchell
Craig Baader	N/A	0	Mitchell
Mark Best	N/A	0	Best
Chip Hughes	N/A	0	Odham

\*Meetings are held for appeals of disciplinary actions only. A meeting was not required in September.

## Attendance for Board Appointees

Redevelopment Commission			
Appointee	September Attendance	Meetings Missed in 2018 To Date	Appointed By
Jaimee Bullock		0	
David Herndon		0	
Tharesa Lee		0	
Leander "Robbie" Morgan		0	
Kip Peregoy		0	
Steve Strickland		0	
Beth Walker		0	
Tabari Wallace		0	
John Young		0	

\* A meeting was not held in September.

NOTE: At-large appointments reflect the name of the Governing Board member who made the appointment. All other appointments are specific to the Mayor or a Ward and are noted as such.