

NEW BERN



NORTH CAROLINA

Everything comes together here

Departmental Monthly Reports

April 2023

Table of Contents

Development Services	2
Fire	4
Human Resources	8
Parks & Recreation.....	9
Police.....	10
Public Works	13
Attendance for Board Appointees	14

Development Services

Inspections:

Overview	2022 YTD	2023 YTD	March 2023	April 2023
Commercial Permits – New Construction	44	20	0	11
Residential Permits – New Single Family	227	91	43	19
Residential Permits – Additions/Remodels	178	62	17	12
Mobile Homes	23	5	1	1
Signs	33	17	6	5
Certificates of Occupancy – Residential	322	93	42	19
Certificates of Occupancy – Commercial	59	25	9	6
Total Permit Valuation	\$210,167,982	\$35,434,844	\$12,276,028	\$5,418,237

Economic and Community Development:

- Staff attended UNC SOG Community Development Academy in Chapel Hill (4/18-20/2023)
- Staff continues to compile an inventory of retail structures.

Zoning:

- Presented the following items for the Departmental Review Committee:
 - Site Plan for a proposed addition to Five Points Mini Mart located at 1509 National Ave.
 - Site Plan for a proposed self-storage facility located on Plaza Drive off S. Glenburnie Rd.

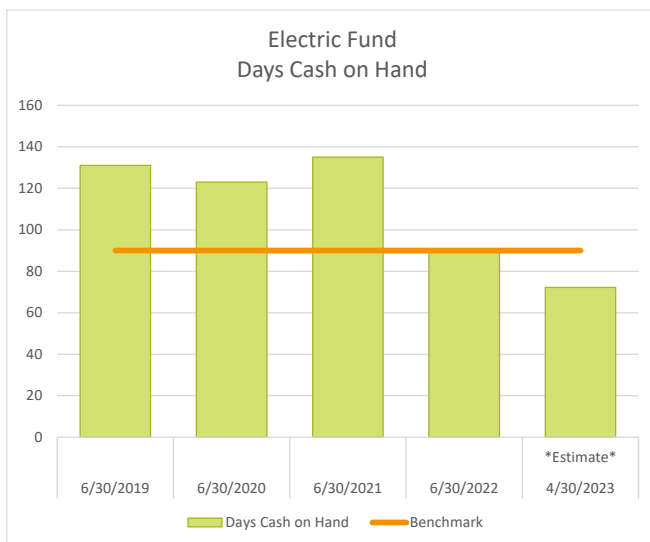
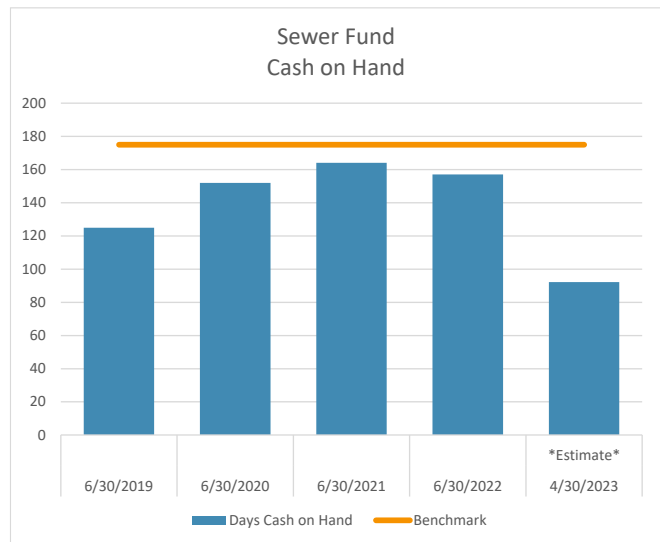
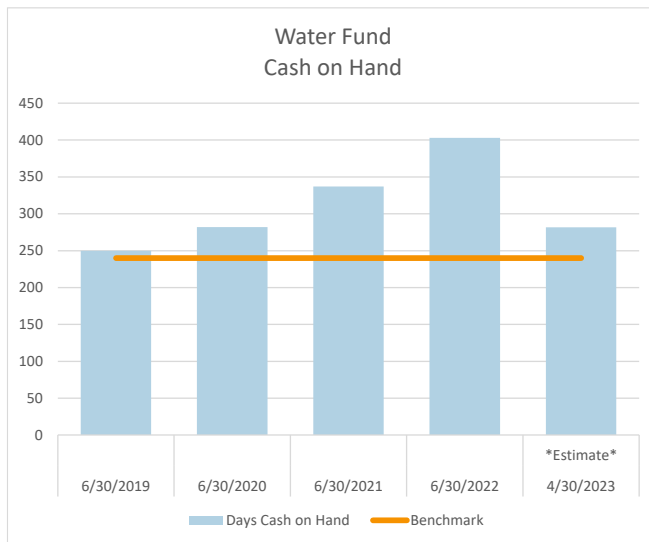
Historic Preservation:

- At the April 5, 2023, HPC Design Review Meeting, 6 projects were prepared, reviewed, and discussed. Reports were made from 3 of the 4 Work Groups – Prevention of Demolition by Neglect, Guidelines Updates, and Historic Property Owners Support. The meeting lasted just over 2 hours.
- Training was conducted prior to the Design Review Meeting on the HPC review process for demolition applications.
- Major CoAs issued: 4
- Minor CoAs issued: 3
- Tree Replacement Permits issued:

Finance

ENTERPRISE FUNDS-CASH ON HAND

FUND	6/30/2019	6/30/2020	6/30/2021	6/30/2022	4/30/2023 *Estimate*
Water Fund	\$ 7,340,138	\$ 8,316,009	\$ 9,927,702	\$ 12,581,017	\$ 11,174,806
Days Cash on Hand	250	282	337	403	282
Sewer Fund	\$ 4,460,409	\$ 5,096,368	\$ 5,829,222	\$ 5,894,215	\$ 5,101,089
Days Cash on Hand	125	152	164	157	92
Electric Fund	\$ 20,212,152	\$ 18,891,493	\$ 20,589,859	\$ 14,488,683	\$ 11,833,103
Days Cash on Hand	131	123	135	89	72



Benchmarks reflect the Minimum Operating Cash Reserve Levels established in the Utility Cash Reserve Policy adopted December 3, 2014. Minimum Days Cash on Hand:

Electric | 90 days
Water | 240 days
Sewer | 175 days

Actual Days Cash on Hand for each fiscal year are determined after the completion of the Annual Comprehensive Financial Report. The amounts above are estimates based on current financial information.

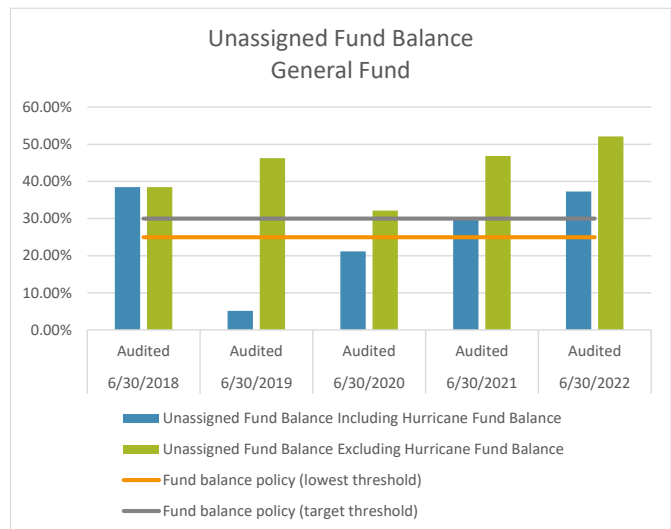
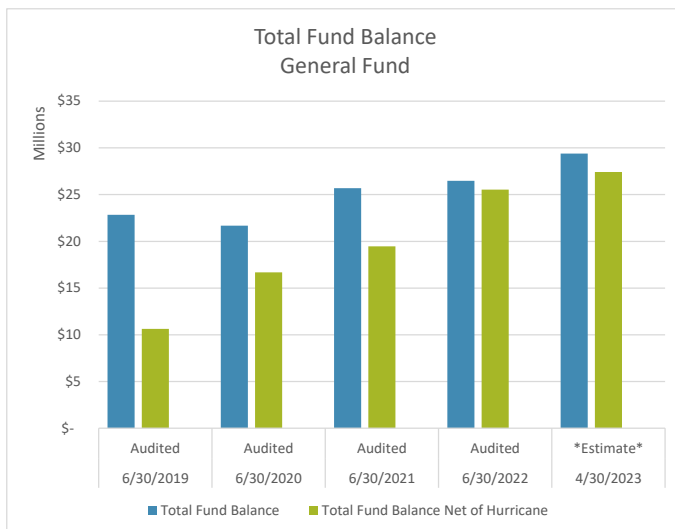
GENERAL FUND-CASH ON HAND

FUND	AS OF 6/30/2019	AS OF 6/30/2020	AS OF 6/30/2021	AS OF 6/30/2022	AS OF 4/30/2023 *Estimate*
General Fund	18,354,389	15,877,194	21,847,635	23,148,922	28,123,068
Florence Fund	(11,578,971)	(5,099,694)	(5,354,700)	(3,868,444)	(3,535,802)
Dorian Fund	-	(1,457,187)	(424,424)	(424,424)	(341,513)
Isaias Fund	-	-	(386,919)	4,889	4,889
Net General Fund	6,775,417	9,320,313	15,681,592	18,860,943	24,250,642

GENERAL FUND-FUND BALANCE

Actual Fund Balance for each fiscal year is determined after the completion of the Annual Comprehensive Financial Report. The estimates are based on current financial information.

FUND	AS OF 6/30/2019 Audited	AS OF 6/30/2020 Audited	AS OF 6/30/2021 Audited	AS OF 6/30/2022 Audited	AS OF 4/30/2023 *Estimate*
Total Fund Balance	\$ 22,829,395	\$ 21,681,255	\$ 25,687,191	\$ 26,473,854	\$ 29,386,239
Total Fund Balance Net of Hurricane Funds	\$ 10,628,789	\$ 16,676,063	\$ 19,461,424	\$ 25,536,813	\$ 27,428,833
Unassigned Fund Balance	5.19%	21.18%	30.34%	37.30%	N/A
Unassigned Fund Balance Excluding Hurricane Fund Balance	46.29%	32.15%	46.88%	52.10%	N/A



The chart on the left illustrates the total fund balance (includes all types of fund balance) and the chart on the right illustrates only the unassigned (non-appropriated) fund balance.

In the respective charts, the blue bar represents the fund balances if there were no hurricane funds; the green bar represents the fund including hurricane fund deficits. Benchmarks reflect the fund balance policy adopted February 27, 2018, where the City shall maintain Available Fund Balance of at least 25% for the General Fund and shall strive to maintain approximately 35%.

FEMA RECONCILIATION

Reconciliation report for Hurricane Florence Costs and FEMA and Insurance Reimbursements For the period ending: 4/30/23

Category	Obligated by FEMA*	Insurance funds received	Total for project	Paid by City	Rec'd from FEMA	% Reimbursed	Payments in process from FEMA	Due from FEMA**	notes
Police & Fire	\$ 546,971		\$ 546,971	\$ 1,009,158	\$ 410,229	41%		\$ 598,929	1, 2
Stanley White	7,506,649	500,000	8,006,649	627,662	575,492	92%		52,170	
Miscellaneous Projects	1,930,670	324,634	2,255,304	764,781	132,718	17%		632,063	
Drainage CAT A*	32,769,995		32,769,995	5,234,516	5,225,112	100%		9,404	
Ditches - CAT D *	1,924,155		1,924,155	2,743,837	430,001	16%	510,969	1,802,868	
Management Costs *	2,153,876		2,153,876	1,829,831	968,958	53%		860,873	
Sewer	1,939,593		1,939,593	1,939,446	1,454,695	75%		484,751	2
Electric	4,425,704		4,425,704	4,205,888	3,716,008	88%		489,880	1, 2
Solid Waste	4,395,058		4,395,058	4,397,395	4,397,395	100%		-	2
Total	\$ 57,592,671	\$ 824,634	\$ 58,417,305	\$ 22,752,515	\$ 17,310,607	76%	\$ 510,969	\$ 4,930,938	

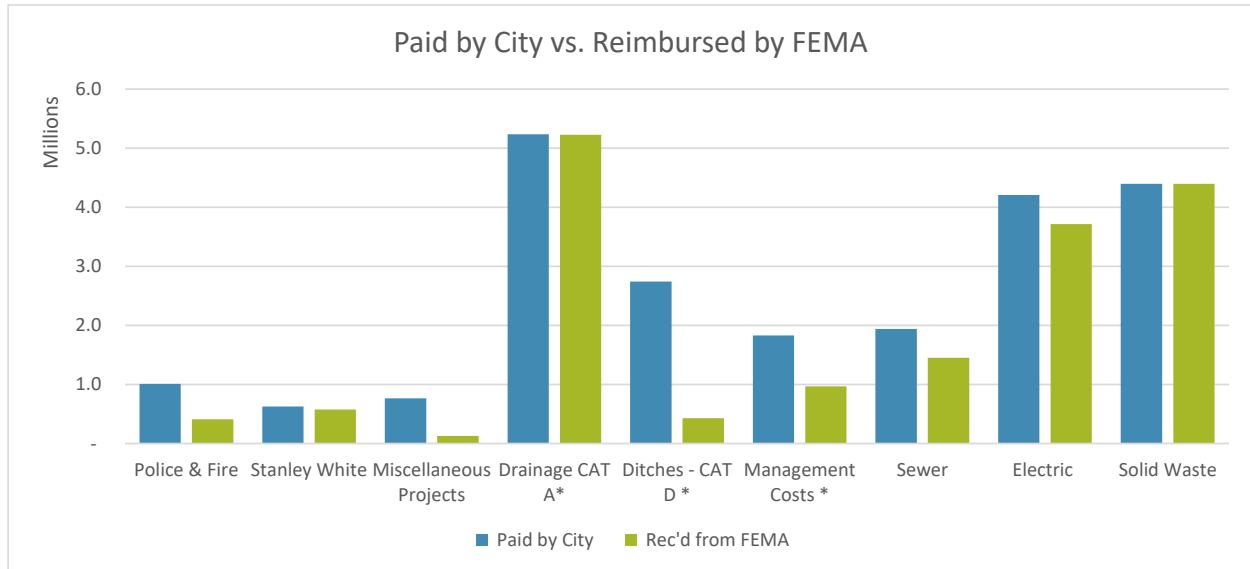
Notes:

- admin pay higher than amt obligated
- pending closeout
- reimbursement request to be submitted this month

*Amount FEMA has awarded and agreed to pay

**Final obligations amounts will be determined by actuals costs upon completion of projects

Received from Insurance to date: \$2,650,566.30 of which \$1,825,932 was for Non-FEMA projects



Fire

Fire Suppression:

Incidents	2022 Total	2023 YTD	Last Month	Current Month
Number of Incidents	2,464	587	198	183
90% Response Time to Incidents	9 minutes 06 seconds	8 minutes 28 seconds	8 minutes 46 seconds	9 minutes 14 seconds
Endangered Property Value	\$18,784,230	\$14,522,200	\$2,570,500	\$4,842,700
Property Losses Due to Fire	\$1,206,600	\$783,200	\$216,000	\$337,000
Percentage of Saved Property Value	91.29%	94.8%	91.6%	93.0%
Overlapping Incidents	356	87	23	20

Fire Prevention:

Prevention Statistics	2022 Total	2023 YTD	Last Month	Current Month
Fire Investigations	43	15	6	3
Fire Inspections	1,613	688	161	178
Permits Issued	112	44	27	10
Child-Passenger Seat Checks	80	30	7	3
People Educated Through Public Fire & Life-Safety Programs	10,257	2631	1172	905
Smoke Alarms Installed	159	218	6	31

Narcan:

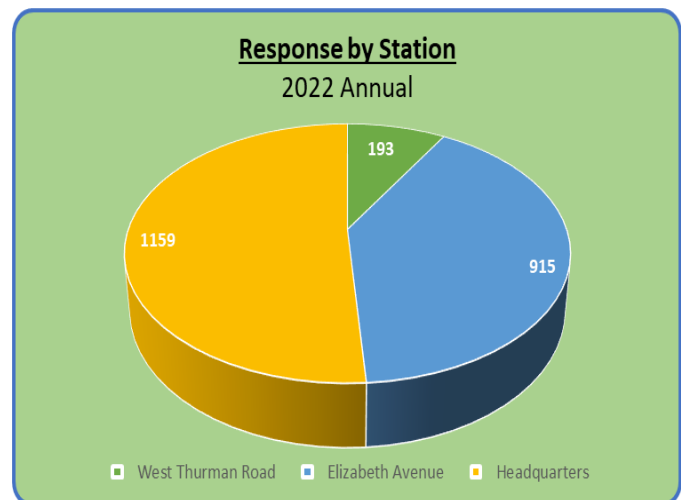
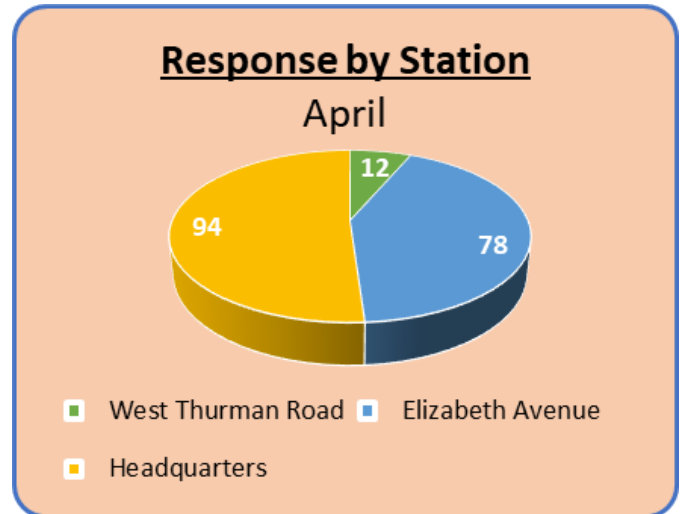
Statistics	2022 Total	2023 YTD	Last Moth	Current Month
Overdose Calls Responded To	166	48	12	7
Instances Narcan Administered	17	20	5	5

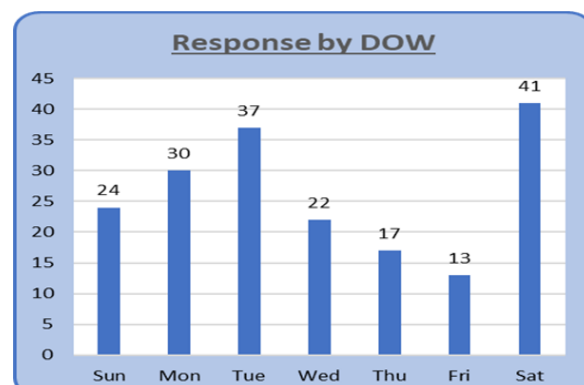
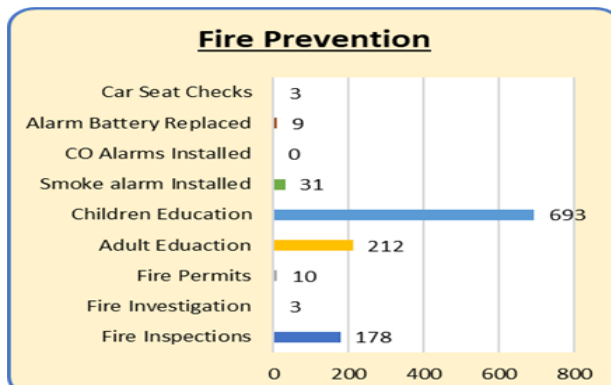
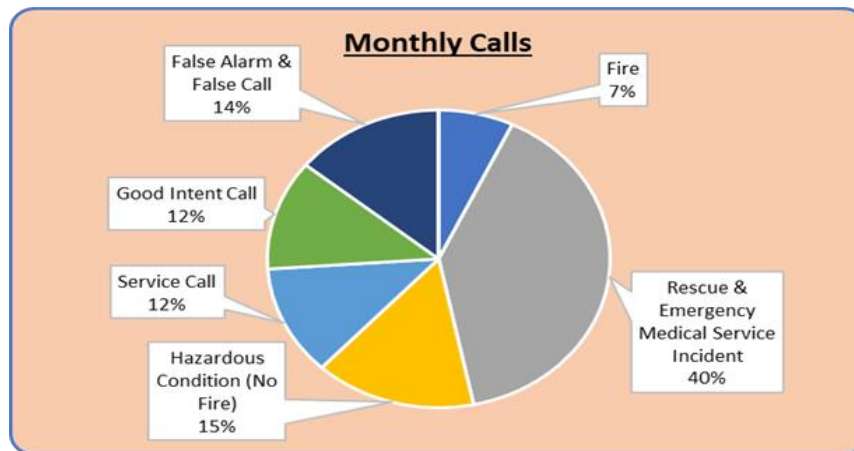
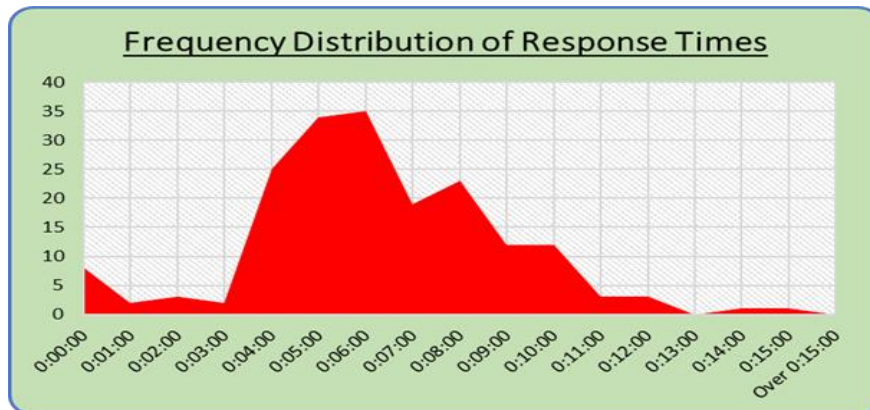
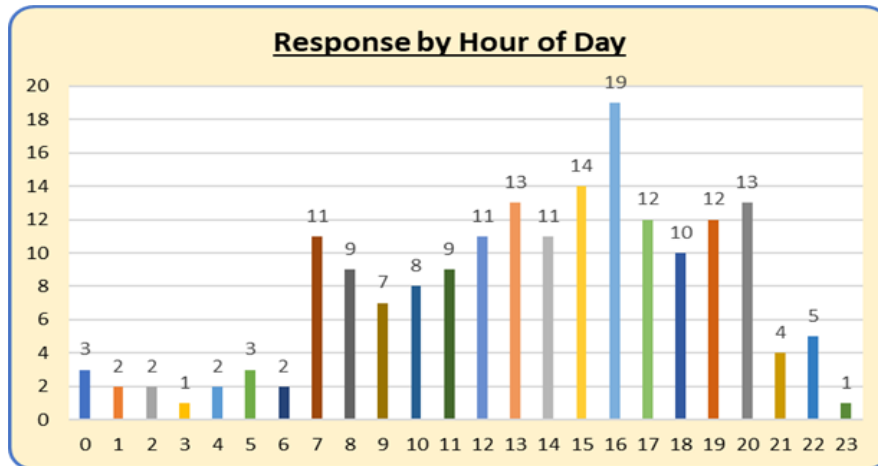
Significant Issues:

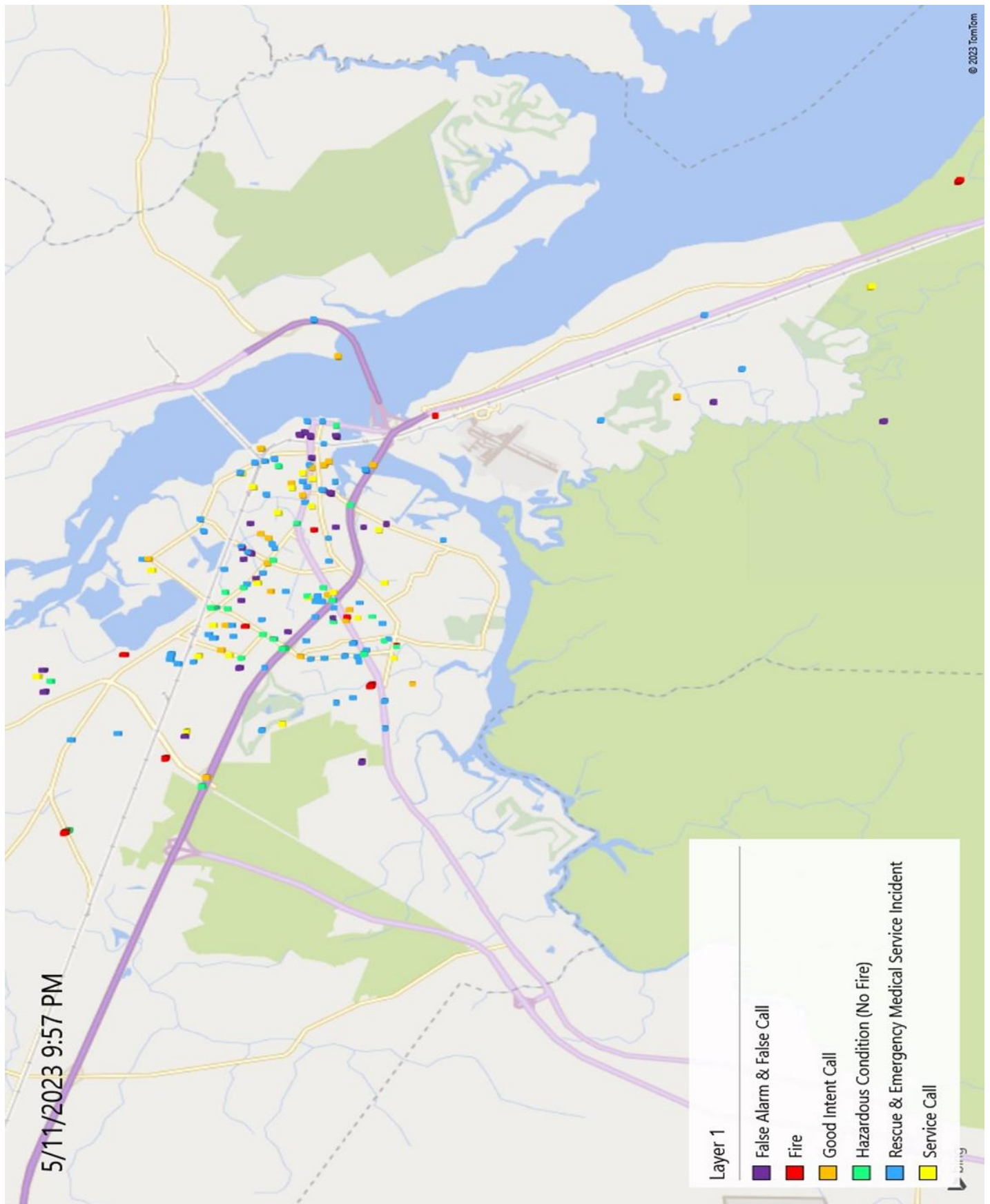
- Provided Mutual Aid to Morehead City Fire Department (K9)

Breakdown of Response Types	Numbers
1-Fire	13
Building fire	4
Dumpster or other outside trash re	1
Fire in mobile home used as fixed	1
Outside equipment fire	1
Passenger vehicle fire	2
Road freight or transport vehicle	4
3-Rescue & Emergency Medical Se	73
EMS call, excluding vehicle accident	13
Extrication of victim(s) from vehicle	1
Medical assist, assist EMS crew	28
Motor vehicle accident with injuries	9
Motor vehicle/pedestrian accident	1
Rescue or EMS standby	3
vehicle accident with no injuries.	17
Watercraft rescue	1
4-Hazardous Condition (No Fire)	28
Arching, shorted electrical equipment	1
Electrical wiring/equipment problem	5
Gas leak (natural gas or LPG)	2
Gasoline or other flammable liquid	1
Overheated motor	1
Vehicle accident, general cleanup	18
5-Service Call	22
Assist invalid	6
Lock-out	1
Person in distress, other	1
Police matter	3
Public service	4
Public service assistance, other	1
Service Call, other	1
Unauthorized burning	4
Water or steam leak	1
6-Good Intent Call	22
Dispatched & canceled en route	3
HazMat release investigation w/r	2
No incident found on arrival at dispatch	13
Smoke scare, odor of smoke	4
7-False Alarm & False Call	26
Alarm system activation, no fire,	8
Alarm system sounded due to malfunction	6
Detector activation, no fire - unintentional	1
Smoke detector activation due to malfunction	6
Smoke detector activation, no fire	5
Grand Total	184

Code	Database Response by NFIRS Code	Total	%
1	Fire	13	7.07%
2	Overpressure Rupture, Explosion,	0	0.00%
3	Rescue & Emergency Medical Servi	73	39.67%
4	Hazardous Condition (No Fire)	28	15.22%
5	Service Call	22	11.96%
6	Good Intent Call	22	11.96%
7	False Alarm & False Call	26	14.13%
8	Severe Weather & Natural Disaster	0	0.00%
9	Special Incident Type	0	0.00%
	Grand Total	184	







Human Resources

City-Wide Vacancies:

Department	Budgeted Positions	Separations During the Month	Positions Filled By External Candidates During the Month	Current Vacancies	Turnover FY21/22	Turnover FY22/23
Administration	15	0	0	0	2	0
Development Services	19	0	0	1	6	0
Finance	14	0	0	1	6	2
Fire	75	0	1	2	5	3
Human Resources	5	0	0	0	0	2
Parks & Recreation	30.5	1	1	4	7	2
Police	121.5	2	1	12	19	14
Public Utilities	87	3	0	12	13	15
Public Works	51	2	4	5	18	11
Water Resources	81	0	1	5	15	4
Totals:	499	8	8	42**	91	53

***Current vacancies due to separations from employment, promotions, demotions, and transfers. Separations include 3 omitted separations from prior months (1 Public Works, 1 Public Utilities, 1 Police).*

Safety News:

Workers' Compensation	2022	2023
Current Month's Claims	1 OSHA Recordable 1 Lost Time 1 Non-Recordable 0 Denied	5 OSHA Recordable 0 Lost Time 1 Non-Recordable 0 Denied
Year-to-Date Claims	20 Recordable 4 Non-Recordable	17 Recordable 6 Non-Recordable
Current Month Costs	\$11,698.80	\$25,853.36
Year-to-Date Costs	\$160,868.57	\$117,406.10

Other:

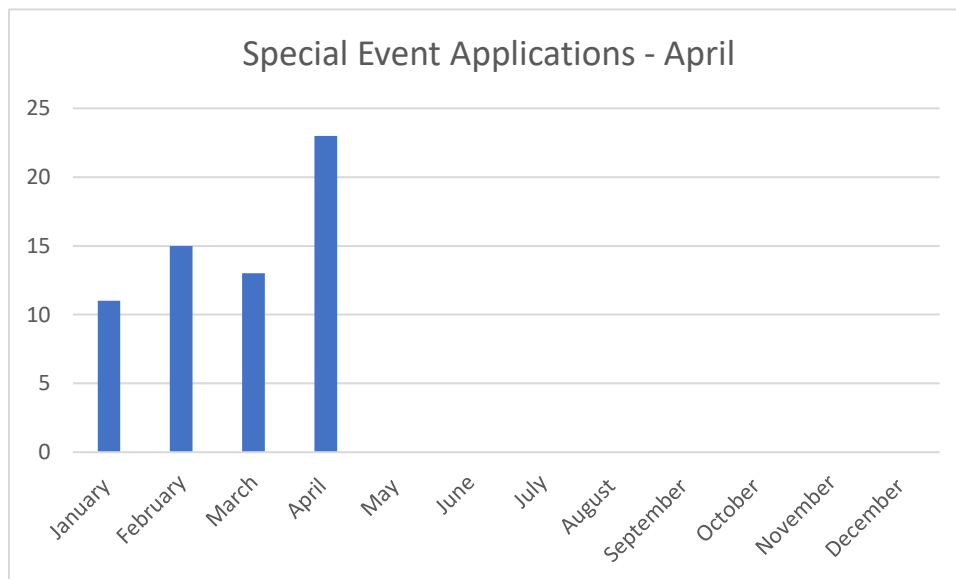
None

Parks and Recreation

Significant Issues:

- Pleasant Hill Park Community Center – Grand opening held on April 24th.
- Stanley White Recreation Center – Stanley White Recreation Center Advisory Board Meeting held on April 18th. (*Present – James Woods, Bernard White, Reginald Pender, Elijah Brown, Jr.*) (*Absent – Leander Morgan, Jr. Talina Massey, Kurtis Stewart, Barbara Lee, Alderman Royal*).
- Lawn Care – Contract awarded; services began at the end of April. Contractors will be mowing Broad/MLK corridor and city buildings.
- The loop going past Jack's Island was closed as contractors worked to install a water forced main for Water Resources.
- Craven County Senior Games were held at West New Bern this month, Staff assisted with set up, operations, registration, etc.
- Special Event Planning and preparation for the following
 - Movies in the Park
 - Mother-Son Sneaker Ball
 - Senior Games
 - Festival of Fun
 - Traditional Egg Hunt at Lawson Creek Park
 - City's Twilight Egg Hunt & Movie in the Park at Martin Marietta
 - Arts in April

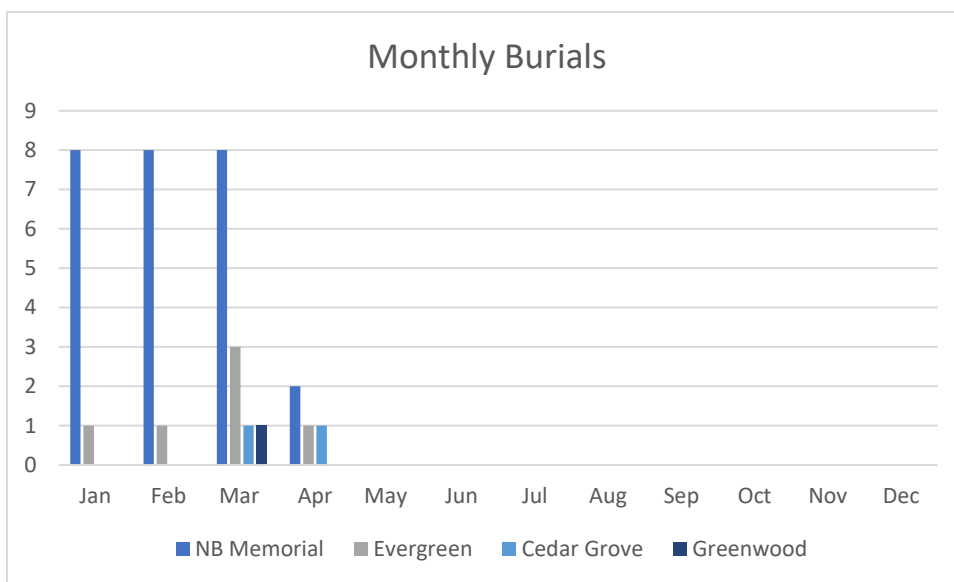
Special Events - Upcoming events include (2) Movies in the Park, Duffest, and Footloose on the Neuse. Special Event Applications received in April: 23



Athletics – Athletic field use – Thalmann Field soccer and lacrosse games, and baseball/softball games, Sunday School T-Ball & ECABL.

Recreation - Programs held during April included: BEAR Afterschool (228 participants), Ceramics (28 participants), Senior Line Dancing (34 participants), Fencing (67 participants), Golden Age Club (15 participants), Intro to Encaustics (16 participants), Nature Trail Blazers (20 participants) Camp Spring Fling (97 participants) Bear After School – Omega Center (52), Sr. Fitness (49 participants).

Cemeteries - Five (5) burials occurred in April. 1 – Evergreen, 2 – New Bern Memorial, 1 - Cedar Grove Ext., 1 – Cedar Grove.



Police

Crime:

Incidents & Arrests	Apr Total	2020 Total	2021 Total	2022 Total	2023 YTD
NIBRS* Group A Incidents	160	2,530	2,235	1,950	631
NIBRS* Group B Incidents (Arrests)	50	589	725	701	184
Adult Arrests	94	1,256	1,325	1,321	365
Juvenile Arrests	-	2	3	6	5
Total Arrests	94	1,258	1,328	1,335	370
Police Calls for Service	3326	41,846	44,299	43,088	13,900
Business Alarms Dispatched	111	1,635	1,510	1,391	440
Residential Alarms	32	497	484	482	122
Alarm Calls (PD Dispatched)	143	2,132	1,994	1,873	562

*NIBRS = National Incident-Based Reporting System

Monthly and year-to-date totals are subject to change due to reports being submitted/merged after the month for which they were reported and to account for corrections/changes to the original classifications.

Index Crime Report	Apr Total	2020 Total	2021 Total	2022 Total	2023 YTD
Homicide	-	4	6	3	2
Rape	-	15	14	16	3
Robbery	-	23	22	18	3
Aggravated Assault	7	119	97	109	14
B&E – Residence	8	176	114	102	35
B&E – Business	3	30	34	36	10
Theft from Motor Vehicle	9	127	116	98	41
Larceny	35	706	608	450	139
Motor Vehicle Theft	1	34	35	32	10
Arson	-	1	5	3	1
Total	63	1,235	1,051	867	258

Criminal Investigations	Apr Total	2022 Total	2023 YTD
Cases Assigned	23	193	69
Cases Closed by Arrest	1	37	10
Cases Closed Leads Exhausted	0	2	0
Cases Closed Unfounded	1	6	3

2023 Cases of Note - Apr

2023-10896	"SWATTING" call 2000 block of Chiles Dr.: 911 call received information about a named subject who had shot their girlfriend, strapped a pipe bomb to another person, and was going to commit suicide. Adult victim called out of residence at gunpoint before determined to be a "prank". Search warrants pending for user information to identify suspect[s].
2023-08610	Sexual Assault 3000 Block of MLK.: Victim reporting she was sexually assaulted in the parking lot of this location. Interview with victim and suspect to be completed. No security video to corroborate allegations.
2023-13133, 2023-13446, 2023-13580	Shots fired cases believed to be tied together in retaliation between rival, juvenile gang members. IBIS/NIBIN request to link shell casings and area canvasses/interviews ongoing.
2023-10874	Sexual Assault in the 3000 block of Bettye Grisham Ln.: Victim reporting her step-father as the suspect in this case. Suspect interviewed and confession obtained. Investigation ongoing as suspect has two other step-daughters (no further allegations made at this time).
2023-12674	Fraud in the 3000 block of Sharpnose St.: Victim reporting being scammed of \$15,000 in Bitcoin. Search warrants to obtain user information to identify suspects in case forthcoming.

Crime Analysis		
Top 5 Calls for Service & Number of Incidents	Apr 2023	2023 YTD
	1) Traffic Stops– 519 2) Security Check Business – 330 3) Follow-Up/Supplemental– 165 4) Security Check Residential – 145 5) Citizen Assist - 143	1) Traffic Stop – 2,363 2) Security Check Business –1,763 3) Follow-Up/Supplemental –679 4) Security Check Residential – 646 5) Citizen Assist –569
Top 5 Calls for Service for Current Month by Location* and Number of Incidents	1) 1100 Clarks Rd. (Commitment Papers)- 61 2) 210 E Front St. (Security Checks)- 56 3) 1309 Country Club Rd. (Security Checks, Death Investigation, Extra Duty)- 51 4) Watson Ave/National Ave (Security Checks, Directed Patrols) -46 5) 3105 M. L. King Jr. Blvd (Larceny, Security Checks, Traffic Crash PVA)- 41	
Top 4 Group A Crime Locations for Current Month and Number of Incidents	1) 3105 M. L. King Jr. Blvd (Larceny, Vehicle B&E, Drug Activity)- 4 2) 1400 Lowes Blvd (Larceny, Traffic Crash)- 3 3) 3559 M. L. King Jr. Blvd Follow-up/Supplemental)- 2 4) 2658 M L. King Jr. Blvd (Larceny, Assist Motorist)- 2 *No other location had more than one (1) Incident/Report	

**Excludes officer self-initiated activities and calls at the Police Department that do not divert agency resources.*

Personnel:

Extra Duty Hours						
Apr	2018 Total	2019 Total	2020 Total	2021 Total	2022 Total	2023 YTD
366	4,525.01	4,392.75	995.50	1,110.50	2,458.90	933

City sponsored events/assignments are considered overtime assignments and are not included in extra duty reporting.

<u>Overtime</u>	Apr Total	2020 Total	2021 Total	2022 Total	2023 YTD
Office of the Chief	\$0.00	\$62.84	\$2,261.12	\$653.77	\$128.89
Operations Division	\$12,398.41	\$118,609.28	\$126,171.84	\$129,301.33	\$38,709.18
Services Division	\$6,766.56	\$89,971.82	\$85,190.82	\$95,326.54	\$25,427.96
Investigations Division	\$1,804.24	\$19,358.26	\$26,177.20	\$40,135.31	\$12,944.94
TOTAL	\$20,969.21	\$228,013.20	\$239,800.98	\$265,777.01	\$77,210.97

Significant Issues (not noted above):

Public Utilities

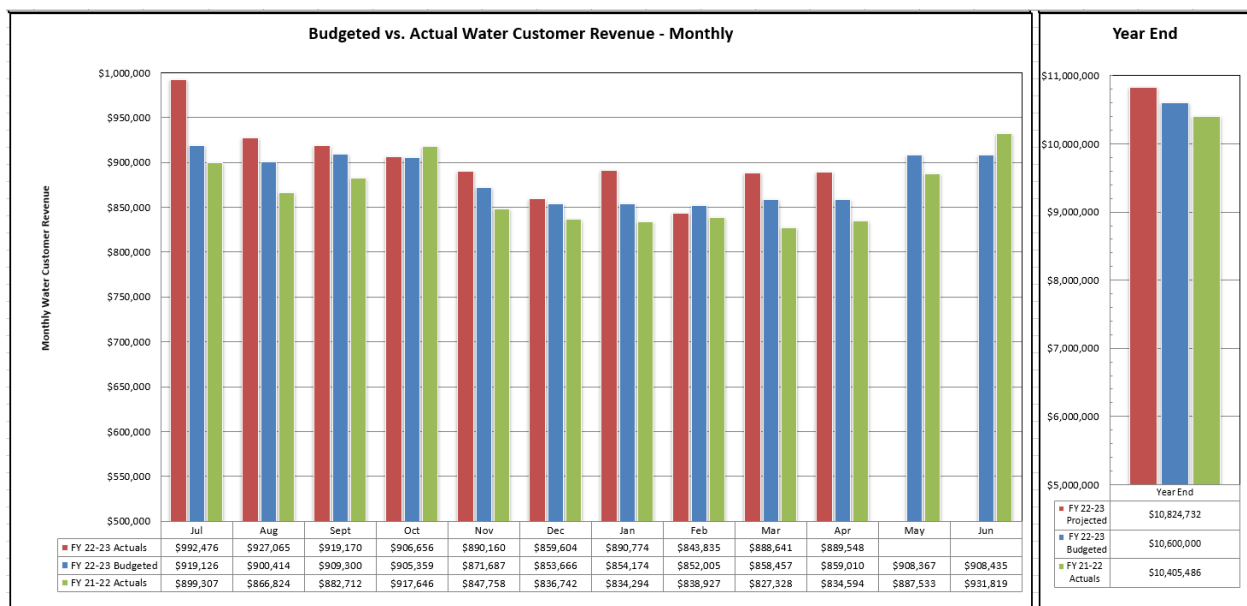
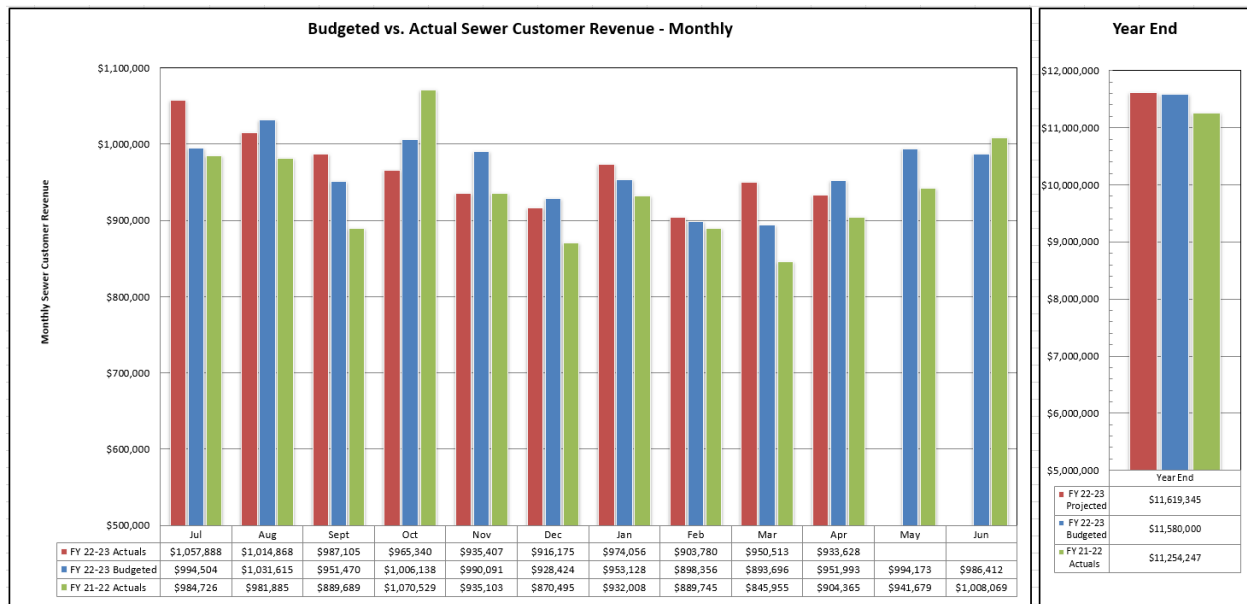
- **Township No. 7 Sewer Improvements – Phase III.** *Sewer system infrastructure improvements for increasing transmission capacity.* Pre-construction meetings were held in January for both Contract-I “Line Work” and Contract-II “Pump Station”. The contractor working on the pump station contract has mobilized some equipment the site, established erosion control measures and starting the necessary clearing. The contractor working on the linework contract continues to make good progress and has completed installation of the majority of the pipeline. The bulk of the remaining work consists of directional bores and the directional boring sub-contractor is scheduled to be onsite in mid to late May.
- **West New Bern Water System Improvements** – *Water system infrastructure improvements between the Highways 17 and 55 corridors increasing available domestic and fire flow supplies.* The NCDOT has postponed the proposed work on extending Highway 43, which will impact the southern tie-in for this project. At this point, we plan to continue moving forward with the water project and will make the necessary modifications to the project to complete the southern tie-in, without the highway improvements in place.
- **FY22 Water & Sewer Improvements** – *Rehabilitation of existing water and sewer infrastructure in various locations throughout City, in advance of the FY22 paving project.* All of the water and sewer rehabilitation work has been completed and Public Works is currently working to get a paving contractor under contract to complete the roadway restoration.
- **Northwest Interceptor Rehabilitation Phase II** – *This project will involve the rehabilitation of approximately 2,000 linear feet of the Northwest Interceptor. This portion of the City’s sewer collection system is a large outfall line that runs through long stretches of flood plain on its path the City’s WWTP. The project will line the existing sewer main with CIPP lining and waterproof the manholes along the route.* A \$230,000 NCDWI grant has been obtained to fund a portion of this project. This project has been advertised for bids and a bid opening is scheduled for early May.
- **Highway 70 James City – Water & Sewer Relocations** – *This project will involve the relocation of approximately 19,000 LF of water main and 44,000 LF of sewer main that will be required to accommodate the Highway improvements.* Over the past month, the contractor has worked to install new water and sewer mains to the north of Grantham Road. To date, 23,600 feet (54%) of the sewer main and 6,580 feet (35%) of the water main has been installed.

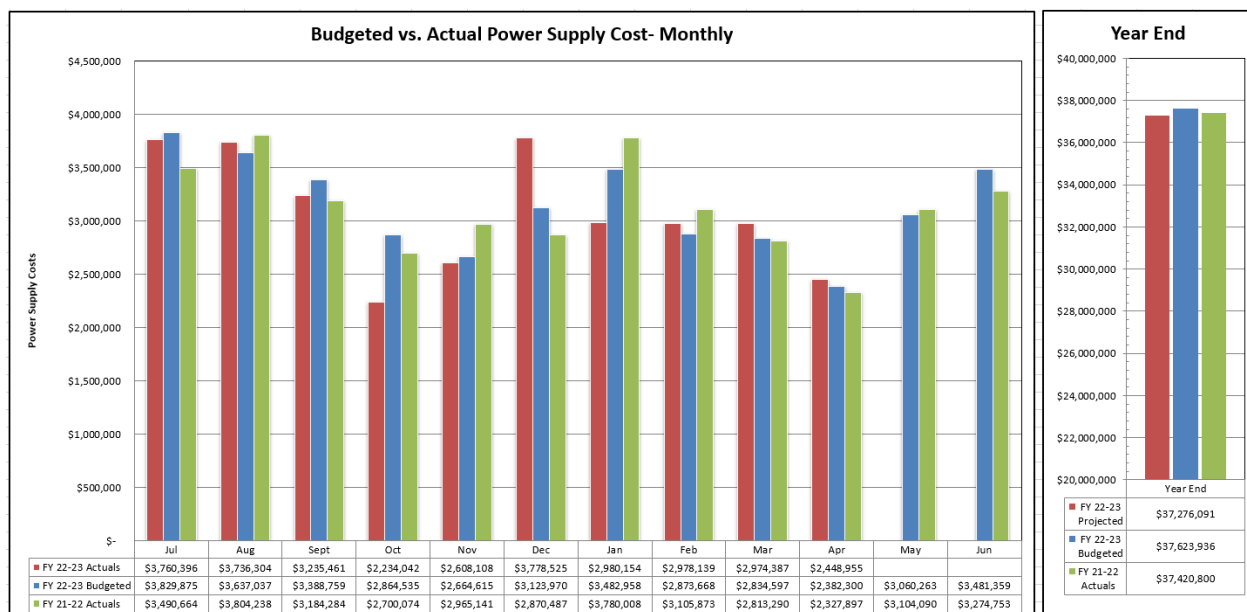
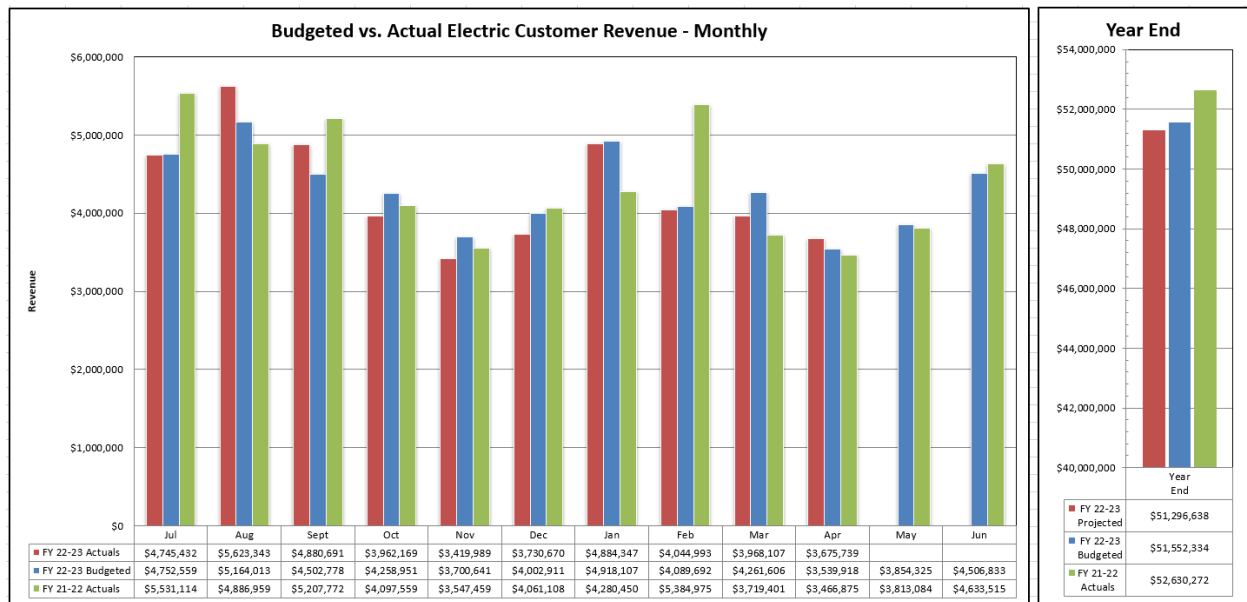
Public Utilities

Electric System Outages and Reliability Statistics

**Adjusted for APPA Event Threshold*

April 2023		2023 YTD	
# of Interruptions	41	177	
# of Customers Out	380	4,401	
Customers Minutes out	44,731	284,401	
SAIDI: System Average Interruption Duration Index	SAIFI: System Average Interruption Frequency Index	CAIDI: Customer Average Interruption Duration Index	ASAI: Average Service Availability Index
April 1, 2023, to April 31, 2023			
SAIDI (minutes)	SAIFI (number of interruptions)	CAIDI (minutes)	ASAI (percent)
1.87	0.016	116.666	99.9955%
April 1, 2022, to April 31, 2023			
SAIDI (minutes)	SAIFI (number of interruptions)	CAIDI (minutes)	ASAI (percent)
104.57	1.658	63.067	99.9815%
April 1, 2021, to April 31, 2022			
SAIDI (minutes)	SAIFI (number of interruptions)	CAIDI (minutes)	ASAI (percent)
126.558	1.668	75.881	99.9776%
April 2023			
Sched/Unsched	Cause	Outages	
Unscheduled	Equipment	0	
Unscheduled	Equipment Damage	0	
Unscheduled	Equipment Worn Out	3	
Unscheduled	Manufacturing Defect	0	
Unscheduled	Direct Stroke	0	
Unscheduled	Lightning-Induced Flashover	0	
Unscheduled	Other - Wildlife	1	
Unscheduled	Vine	1	
Unscheduled	Tree	1	
Unscheduled	Storm	4	
Unscheduled	Contact with Foreign Object	0	
Unscheduled	Squirrel	5	
Unscheduled	Vehicle Accident	1	
Unscheduled	Non-Utility Fire	1	
Unscheduled	Unknown/ Other	1	
Unscheduled	Relocation	0	
Scheduled	Equipment Replacement	23	
Scheduled	Contractor-Dig-In	0	
Total			41





Public Works

Leaf and Limb:

Service Provided (Tons)	FY20-21 YTD	FY21-22 YTD	FY22-23 YTD	APRIL 2023
White Goods Collected	49.50	40.50	40.50	4.50
Brown Goods Collected	4,191.00	3,491.40	2,752.20	283.80
Yard Waste Received	13,612.05	11,432.91	10,092.42	1,015.84
Mulch Dispersed	450.05	779.90	2,018.79	98.45

City Garage:

Costs	FY20-21 YTD	FY21-22 YTD	FY22-23 YTD	APRIL 2023
Services Provided by City Garage:				
Vehicles Serviced	2,728	2,793	2,645	214
Total Labor Cost	\$118,978.38	\$124,619.90	\$112,323.29	\$8,265.89
Total Parts Cost	\$222,112.11	\$256,478.58	\$245,358.82	\$14,993.37
Total Cost (Parts + Labor)	\$341,090.50	\$381,098.48	\$357,682.11	\$23,259.26
Services Provided by Contract:				
Vehicles Serviced	403	420	415	39
Total Labor Cost	\$105,911.46	\$111,323.13	\$97,264.13	\$6,424.48
Total Parts Cost	\$149,450.03	\$144,368.02	\$173,392.97	\$17,245.85
Total Cost (Parts + Labor)	\$255,361.49	\$255,691.15	\$270,657.10	\$23,670.33
Total Services Provided (City Garage & Contract):				
Vehicles Serviced	3,129	3,214	3,060	253
Total Labor Cost	\$224,889.84	\$235,940.03	\$209,587.42	\$14,690.37
Total Parts Cost	\$371,562.14	\$400,846.60	\$418,751.79	\$32,239.22
Total Cost (Parts + Labor)	\$596,451.98	\$636,789.63	\$628,339.21	\$46,929.59

Cost by Department	FY20-21 YTD	FY21-22 YTD	FY22-23 YTD	APRIL 2023
Public Utilities (Electric)	\$ 75,734.54	\$ 78,440.04	\$ 54,793.88	\$ 1,255.20
Public Utilities (W&S)	\$139,000.69	\$144,044.80	\$150,131.27	\$22,437.51
Police	\$107,363.21	\$133,588.42	\$ 104,704.47	\$ 6,211.18
Recreation & Parks	\$ 23,305.33	\$ 18,916.65	\$ 14,639.43	\$ 1,001.34
Finance	\$ 17,342.25	\$ 11,591.79	\$ 10,290.76	\$ 746.10
Public Works	\$155,557.33	\$162,118.12	\$189,773.52	\$ 9,975.82
Fire / Rescue	\$ 72,368.27	\$ 84,908.56	\$ 99,504.69	\$ 5,194.20
Human Resources	\$ 1,512.06	\$ 614.13	\$ 2,530.80	\$ 61.20
Development Services	\$ 4,268.27	\$ 2567.12	\$ 2,274.39	\$ 47.04

Significant Issues: N/A

Attendance for Board Appointees

Board of Adjustment			
Appointee	Current Month Attendance*	Meetings Missed in 2023 To Date	Appointed By
Richard Parsons	N/A	0	Ward 1
Peter Dillon	N/A	0	Ward 3
Jim Morrison	N/A	0	Ward 5
John Riggs	N/A	0	Ward 6
Kenneth “Kip” Peregoy	N/A	0	Mayor Outlaw
Barbara Sampson	N/A	0	Ward 5
Jonathan Foster (Alternate)	N/A	0	Ward 4
Ross Beebe (Alternate)	N/A	0	Ward 3

*A meeting was not held in April.

Community Development Advisory Committee			
Appointee	Current Month Attendance*	Meetings Missed in 2023 To Date	Appointed By
Corinne Corr	N/A	0	Ward 1
Carol Williams	N/A	0	Ward 2
Marshall Williams	N/A	0	Ward 3
Vernon Guion	N/A	0	Ward 4
James Woods	N/A	0	Ward 5
Della Wally	N/A	1	Ward 6

Meetings are held quarterly. A meeting was not held in April.

Craven County Tourism Development Authority			
Appointee	Current Month Attendance	Meetings Missed in 2023 To Date	Appointed By
Bill Stafford	P	0	BOA

Dangerous Dog Board			
Appointee	Current Month Attendance	Meetings Missed in 2023 To Date	Appointed By
Dona Baker	N/A	0	BOA
Dr. Steve Stelma	N/A	0	BOA
Bobbi Kotrba	N/A	0	BOA

*Meetings are only held as needed.

Attendance for Board Appointees

Friends of New Bern Firemen's Museum, Inc. Board of Directors			
Appointee	Current Month Attendance*	Meetings Missed in 2023 To Date	Appointed By
George Halyak	P	0	Ward 1
John Meehan	P	0	Ward 2
David Finn	P	0	Ward 3
Betty Blythe	P	0	Ward 4
Henry Watson	P	0	Ward 5
Elona Fowler	P	1	Ward 6
Gary Lingman	P	1	Bengel
Daniel Ensor	P	0	Mayor
David Pickens	A	3	Odham
Ex-officio Bobby Aster	A	2	Odham

Historic Preservation Commission			
Appointee	Current Month Attendance	Meetings Missed in 2023 To Date	Appointed By
Tripp Eure	P	0	Mayor
Mollie Bales	A	3	Ward 1
Dr. Ruth Cox	P	0	Ward 2
Jim Bisbee	P	0	Ward 3
Gregory Rusch	P	0	Ward 5
Marc Wartner	P	2	Ward 4
Jim Morrison	P	0	Ward 6
Tim Thompson	P	0	Aster
Candance Sullivan	P	1	Outlaw

Attendance for Board Appointees

Housing Authority of the City of New Bern			
Appointee	Current Month Attendance	Meetings Missed in 2023 To Date	Appointed By
Zeb Hough	P	0	Mayor
Pete Monte	P	0	Mayor
Chris Ormond	P	0	Mayor
Sulin Blackmon	P	1	HA Residents
Ronald Scott	P	0	Mayor
Janelle Reddick	P	0	Mayor
Denise Harris-Powell	P	0	Mayor

New Bern Area Metropolitan Planning Organization – Transportation Advisory Committee			
Appointee	Current Month Attendance*	Meetings Missed in 2023 To Date	Appointed By
Bob Brinson	N/A	0	Brinson
Johnnie Ray Kinsey (Alternate)*	N/A	0	White

*Alternate only *required* when regular appointee is not attendance. A meeting was not held in April.

New Bern-Craven County Public Library Board of Trustees			
Appointee	Current Month Attendance*	Meetings Missed in 2023 To Date	Appointed By
Carol Becton	P	0	Odham
Sam Carter	P	0	Bengel
Bo Wernersbach	P	1	Bengel
Shelley Maloy	A	1	Bengel
Rick Prill	P	0	BOA

*Meetings are held alternate months (February, April, June, August, October, and December).

Attendance for Board Appointees

Planning & Zoning Board			
Appointee	Current Month Attendance	Meetings Missed in 2023 To Date	Appointed By
Brad Jefferson	N/A	0	Mayor
Travis Oakley	N/A	1	Ward 1
Margie Dunn	N/A	0	Ward 2
Gasper Sonny Aluzzo	N/A	0	Ward 3
Raymond Layton	N/A	2	Ward 4
Kyle Dearing	N/A	1	Ward 5
Pat Dougherty	N/A	0	Ward 6

A meeting was not held in April.

Police Civil Service Board			
Appointee	Current Month Attendance*	Meetings Missed in 2023 To Date	Appointed By
Amy James	N/A	0	Best
Isaiah Daniels	N/A	0	Aster
Karen May	N/A	0	Kinsey
Tyrone Brown	N/A	0	Odham
Lesley Hunter	N/A	0	Bengel

*Meetings are only held on an as-needed basis for appeals of disciplinary actions.

Redevelopment Commission			
Appointee	Current Month Attendance	Meetings Missed in 2023 To Date	Appointed By
Sharon Bryant	P	0	Gov. Bd. As Whole
Kip Peregoy	P	0	Gov. Bd. as Whole
Beth Walker	P	0	Gov. Bd. as Whole
Sarah Proctor	P	0	Gov. Bd. as Whole
Leander "Robbie" Morgan, Jr.	A	2	Gov. Bd. as Whole
Steve Strickland	P	0	Gov. Bd. as Whole
Julius Parham	P	0	Gov. Bd. as Whole
Tabari Wallace	A	2	Gov. Bd. as Whole
Theresa Lee	P	0	Gov. Bd. as Whole

NOTE: At-large appointments reflect the name of the Governing Board member who made the appointment. All other appointments are specific to the Mayor or a Ward and are noted as such.

Attendance for Board Appointees

Stanley White Recreation Center Advisory Committee			
Appointee	Current Month Attendance*	Meetings Missed in 2023 To Date	Appointed By
Leander Morgan, Jr.	A	1	Gov. Bd. As Whole
Talina Massey	A	2	Gov. Bd. as Whole
Kurtis Stewart	A	1	Gov. Bd. as Whole
James Woods	P	0	Gov. Bd. as Whole
Bernard White	P	0	Gov. Bd. as Whole
Reginald Pender	P	0	Gov. Bd. as Whole
Elijah Brown	P	0	Gov. Bd. as Whole
Barbara Lee	A	3	Gov. Bd. as Whole