

NEW BERN



NORTH CAROLINA

Everything comes together here

Departmental Monthly Reports

December 2020

Table of Contents

Development Services	1
Finance	7
Fire	8
Human Resources	9
Parks & Recreation.....	10
Police.....	11
Public Utilities	14
Public Works	22
Attendance for Board Appointees.....	23

Development Services

Inspections:

Overview	2019 YTD	2020 YTD	November 2020	December 2020
Commercial Permits – New Construction	138	95	6	6
Residential Permits – New Single Family	198	180	18	11
Residential Permits – Additions/Remodels	381	238	16	16
Mobile Homes	12	9	0	0
Signs	45	34	2	5
Certificates of Occupancy – Residential	155	172	19	18
Certificates of Occupancy – Commercial	21	12	0	2
Total Permit Valuation	\$64,886,307	\$105,414,843	\$9,570,406	\$2,887,287

Community and Economic Development:

Volt Center/City Market:

- The Volt Center has 602 registered students. 488 students have completed courses following the onset of the pandemic and has resulted in a total of 97 job offers to students. 332 students completed courses last year and approximately 159 jobs have been secured since the Volt Center’s opening by students prior to leaving or graduating from courses.
- City staff facilitated tour of the Volt Center with Carteret Community College President, key staff, and community members. Craven Community College President and Volt Center staff conducted the tour.
- Progress is being made on the WFD training center that is under renovation for a police simulator and other law enforcement training programs on Rhem Street.
- Staff met with the college and other agencies about the kitchen commissary project and is pursuing lease and funding opportunities to advance community goals and project partnership. This included a meeting and partnership discussion for programming opportunities with the Craven County and Regional Ag Extension staff.

Economic and Community Development:

- Staff met with EWN regional airport for presentation regarding new marketing strategy and branding campaign. Staff is engaging other partners to assist with the goals and long-term strategies employed by EWN to strengthen its position in the market and ensure future viability of economic impacts.

Development Services

- Staff in contact with Electricities on several economic development projects and initiatives, including the Smart Site program.
- Staff is working with several businesses to try to resolve internet connectivity issues and provide guidance and support by reaching out to the governmental liaison for the internet provider service.
- Staff is researching potential grant programs for electric vehicle charging stations for a hospitality group that is interested in adding EV charging stations to their locations and will be participating in webinar informational session regarding upcoming grant program.
- Staff participated in ECU's Engineering Advisory Board meeting on December 2nd, identifying workforce development partnership opportunities.
- Staff provided the 2020 CDBG Subrecipient Training with Religious Community Services staff. This training detailed expectations for RCS staff to uphold while delivering rent and utility assistance using CDBG-CV funds. Staff received RCS' application for funding and used the evaluation criteria to determine RCS' ability to effectively manage these funds. Staff made updates to the Subrecipient Monitoring Plan and prepared agenda items, which are expected to go before the Board of Aldermen for approval in January 2021.
- Staff attended the Redevelopment Commission Meeting on Tuesday, December 15, 2020 and the Craven Area Rural Transit System (CARTS) meeting held on Wednesday, December 16, 2020.
- Staff has been working with Finance to make corrections in MUNIS that will permit CDBG staff to process invoices for current projects, including the Bus Shelter Project and Duffyfield Stormwater Project. Additionally, staff designed the new flyer for the Junk Car Removal program, which is a new initiative by the Redevelopment Commission to assist residents with getting junk cars removed free of charge.
- Staff will amend the 2020 Annual Action Plan to include HUD's third allocation of CDBG-CV funding. This amendment is expected to go before the Board of Aldermen in January 2021.

Resiliency and Recovery Activities:

- Staff held call with the National League of Cities for Resilient Communities Grant opportunity, along with consultant/grant team. Staff edited and provided detail for full grant application. If funded, NLC will support a project to continue education and pilot program for a tool kit for individual resilience, starting in the greater Duffyfield Community.
- Staff held call with UNC EPIC - UNC Charlotte's Energy Production and Infrastructure Center and utility department on Grid Resiliency study and future assistance both for funding, problem solving and legislative support of needed resiliency and grid hardening projects in New Bern. Their team of experts provided support and access to resources.
- The City of New Bern is being awarded \$150,000 from the National Fish and Wildlife Foundation's (NFWF) National Coastal Resilience Fund (pending fiscal review) to continue its work on Creating a Resiliency and Hazard Mitigation Plan. Staff is finalizing grant agreement details and working with the consultant team on next steps for execution.
- Staff held call with consultant team for upcoming NC Land Water Fund grant proposal for restoration projects. This will build on the proposal and project funded by NFWF.

Development Services

- Staff set follow-up meeting with the (EPIC) to discuss New Bern specific project ideas related to “Planning an Affordable, Resilient, and Sustainable Grid in North Carolina,” (PARSG) will include opportunities for interested stakeholders to review the metrics developed by the research team and to provide input into an increased resilience grid scenario focused on enabling a more decentralized resilient grid, including micro/mini grids that can support critical services, such as hospitals, in the case of power outages. UNC EPIC is interested in the resiliency work currently underway and understanding how major weather-related disasters can be far greater than the cost to invest in achieving better community resilience.
- Staff met with a team from the US Army Corps of Engineers virtually. Staff shared preliminary results from the City’s risk and vulnerability study. The hour and a half phone call allowed Amanda Ohlensehlen to answer questions on the planning process, including mapping, modeling, approach and identifying solutions and recommendations. The City’s work will help inform the USACE congressional reports and provide avenues for funding of mitigation projects in the future. Two current planning processes are underway by USACE. Staff participated in USACE, Southeast Atlantic Coastal Study, for Carteret and Craven County Focus Area Action Strategies. The SACS vision is to provide a common understanding of risk from coastal storms and sea level rise to support resilient communities and habitats. The effort will leverage stakeholders' actions to plan and implement cohesive coastal storm risk management strategies along the South Atlantic and Gulf Coast shorelines, including the territories of Puerto Rico and the U.S. Virgin Islands.
- Staff is setting up another meeting with NCORR to review program details and identify unfunded/needed projects that may align with NCORR programs, including the RebuildNC Strategic Buyout Program. NCORR is currently re-evaluating and amending their action plan with HUD for how the programs will operate and what areas will be targeted for buy-out for the RebuildNC Strategic Buy-Out program. Questions were not answered in the follow-up email, but the communications staff wanted to set up another meeting.
- HMGP 407 acquisition project continues with assistance from hired consultant, Wood Environmental. Staff remains in contact with the State on the process and delays that have occurred. Staff awaits Duplication of Benefit details to confirm and finalize offers to the three homeowners. Staff has been in contact again this week with NCEM to check on status updates. The request has been in the works several months, but FEMA is delayed, especially during COVID. Once the duplication of benefit information is returned from the State/FEMA to the offers will be finalized and will be submitted to the board for approval. Staff anticipated that the item would come before the Board on December 8th, however, FEMA has not yet responded. Staff remains in contact with the State regarding the status to move the projects forward as quickly as possible. Staff also had conversations with homeowners in the program and facilitated answering questions. Once the offer is approved by the Board, it will be officially presented to the property owners. The homeowners can hire a second appraisal, which would delay the process. Following the completion of that appraisal, a third appraisal would be completed by the City and subsequent offer would go through the same processes. Staff responded to Director Sprayberry’s request of a status report, further outlining delays and concerns for New Bern to complete the demolition projects by March 2021.

Development Services

- HMGP 404 elevation and acquisition status: The City received information that NCEM submitted the package to FEMA for review. The City continues to work closely with NCEM to provide details for the process. At this point, NCEM does not know how long it will take for FEMA to review. All proposed elevation and acquisition projects are still under consideration and no decisions have been finalized. Staff remains in communication with the State NCEM, though no timeframe or anticipated award dates have been shared.
- Resiliency & Hazard Mitigation Planning process –Staff met with The Craig Group to discuss further key historic preservation goals and community resiliency planning initiatives. Staff met with Moffatt & Nichol to discuss status of several key planning items, including finalizing slides for the December Core Planning Team meeting. The December meeting was held on December 10th and included a preliminary report on the results of the risk and vulnerability assessment. NEMAC + Fernleaf previewed the data and the ACCELadapt GIS tool. Staff will continue to review the data and provide feedback on any concerns. The tool is extremely detailed and factors in a variety of scenarios, including sea level rise, tidal flooding, etc. It also incorporates data on BFE, transportation, social, economic, and cultural criteria. The second community survey is currently live and multiple Facebook posts have been planned. The survey can be reached here: <https://www.surveymonkey.com/r/NBResiliency2> and focuses on community values, actions to build resilience, and historic preservation are the focus topics. Staff met with the consultants to finalize the outreach plan and schedules. The second community-wide open meeting is being scheduled for February. Continued work on the risk and vulnerability assessment is occurring and preliminary information will be reviewed in December by NEMAC + Fernleaf. This is a key and important point in the planning process and will help guide the work moving forward and will include significant feedback from stakeholder groups and community members. Updates will continue to be posted to resiliency landing page that will serve as a portal for the process to be updated with information about the residency planning process, including, Project Information Fact Sheet, Planning Team Meeting Notes, Stakeholder Engagement Opportunities, Public Participation Survey, Preliminary Risk Information For Public Review, Supporting Grants, etc.: www.newbernc.gov/resiliency.
- Staff attended webinar on grant program for electric vehicle charging stations sponsored by the NCDEQ and the VW Settlement Phase 1, Level 2 Program.
- Staff met with grant writer regarding upcoming grant opportunities, deadlines, and information requests to coordinate all details. A multitude of funding possibilities are being researched for the City and staff is working closely to provide pertinent details. Staff held phone call with organizations interested in partnership on projects and grants.

Other:

GIS:

- Continued work on MUNIS addresses for Tyler Tech. Working with Linda and IT to test addresses for work in the final production.
- Attended a variety of meeting related to NCGIS data and other projects including the 2020 Ortho imagery which we received in the 911/PSAPs.
- Updated a variety of data layers including will see about creating a site to notify when any GIS data is updated, especially when the SITES is up and working.

Development Services

- Working on the set up of departmental hub sites for sharing maps /data. Started the process and have several pieces setup. Site will allow for internal and external access to data and ways to easily make maps and access data and dashboards. Reviewing the best ways to add data, staff, and other pieces. Once up and working for setup some training and users by department so they can access and use the City's GIS data. Went through all data and setup thumb icons and sharing/access.
- Looked at and maps crimes related to rental in the RDC area. Looked at areas of high crimes related to rentals.
- Attended the resiliency meetings and provided data and other for both the SAW project and the Moffat and Nicols project. Setup users in our ArcGIS for use of their template/software.

MPO:

- Created and launched YouTube channel – 12/1
- Participated on MTP/ICE monthly status call with VHB and NCDOT – 12/2
- Attended virtual CARTS TAB quarterly meeting – 12/16
- Attended virtual NCAMPO quarterly meeting – 12/18
- Continued efforts with MTP/ICE update
- Continued efforts with website and Social Media updates

Zoning:

- Distributed Development Review Commission Site Plans for the following: West New Bern Aesthetics, Cowey Office, Fisher Oil gas station (WNB), Derby Park Ph 7
- Zoning violation complaints updates:
Vape Shops having illuminated window and door frames, flashing signs at the following locations: 1715 Neuse, 2709 Neuse, 1906 MLK, 3200 MLK, 2909 Trent
- Conducted field collection of illegal signs placed in ROW's in the MLK Jr. Blvd corridor.

HPC:

- Minor COAs Issued:
616 Middle St. ROW – tree replacement
1215 National Ave. ROW – tree replacement
203 S. Front St. ROW – tree replacement
413 George St. – Minor amendment of Major CoA
511 New St. – metal gate
802 Broad St. – labyrinth and mural
612 New St. – HVAC units
215 Middle St. – reapproval of COA: new window openings, additional front door
246 Craven St. – repointing
1404 National Ave – fencing, plantings, paving, parking
317 Middle St. – repointing
509 Broad St. – rear access ramp and deck
802 Broad St. – sculpture, sign
208 New St. – trees replacement
207 Broad St. – deck replacement and new roof

Development Services

- Tree Removal Permits:
 - 616 Middle St. ROW – tree replacement
 - 1215 National Ave. ROW – tree replacement
 - 203 S. Front St. ROW – tree replacement
 - 208 New St. – 3 trees to be replaced
- Formal enforcement in process:
 - 215 Pollock St. – modern metal roofing – City Attorney paused enforcement to allow owner to sue contractor
 - 221 E. Front St. – long-time DBN case – Sheriff’s sale postponed to mid-Jan.; new owner possible
- Informal process/discussions in process:
 - 405 Avenue A (Riverside Methodist Church) – removing non-compliant metal roofing, flat roof leaks: contractor requested meeting
 - Blackbeard’s – incorrect construction – followed up with architect; convinced to come to HPC work session meeting, 1/6/21
 - 711 Pollock St. – paint removal
 - 319-323 Middle St. – painting previously unpainted brick
 - 819 N. Craven St. - new fencing w/o CoA - waiting for email that Morgan approved fencing

Finance

Cash on Hand :

Fund	As of 6/30/2017	As of 6/30/2018	As of 6/30/2019	As of 6/30/2020 *Estimate*	As of 12/31/2020 *Estimate*
Water Fund Cash on Hand	\$6,298,596	\$6,424,708	\$7,316,831	\$8,240,855	\$9,295,2943
Water (Days)	340	381	255	283	319
Sewer Fund Cash on Hand	\$4,035,133	\$4,214,328	\$4,460,409	\$5,254,198	\$5,101,881
Sewer (Days)	275	192	135	154	150
Electric Fund Cash on Hand	\$11,039,354	\$18,144,700	\$19,930,718	\$18,907,704	\$21,845,561
Electric (Days)	126	151	132	126	145
General Fund Cash on Hand	\$14,885,387	\$14,236,881	\$18,024,570	\$14,849,641	\$19,108,137
General Fund Balance %	45.47%	39.5%	48%	61.19%	56.51%

General Fund Cash on Hand net of Hurricane Funds:

General Fund Cash on Hand	\$14,885,387	\$14,236,881	\$18,024,570	\$14,849,641	\$19,108,137
Florence Fund Cash on Hand	\$0	\$0	(\$11,578,971)	(\$5,099,694)	(\$3,815,362)
Dorian Fund Cash on Hand	\$0	\$0	\$0	(\$1,457,187)	(\$1,225,480)
Isaias Fund Cash on Hand	\$0	\$0	\$0	\$0	(\$459,558)
Net General Fund Cash on Hand	\$14,885,387	\$14,236,881	\$6,445,599	\$8,292,760	\$13,607,737
Net General Fund Balance %	45.47%	39.50%	17.00%	51.74%	46.67%

*The actual fund balance and Days Cash on Hand for each fiscal year are determined after the completion of the Comprehensive Annual Financial Report. The amounts above are estimates based on current financial information.

Significant Issues:

None

Fire

Fire Suppression:

Incidents	2019 Total	2020 YTD	Last Month	Current Month
Number of Incidents	1,982	1,956	178	186
90% Response Time to Incidents	9 minutes 59 seconds	9 minutes 49 seconds	9 minutes 34 seconds	9 minutes 22 seconds
Endangered Property Value	\$180,755,380	\$292,177,530	\$3,623,160*	\$8,575,530
Property Losses Due to Fire	\$1,765,436	\$4,265,125	\$396,200*	\$2,423,680
Percentage of Saved Property Value	99.02%	98.54%	89.06%*	71.74%
Overlapping Incidents	271	238	21	N/A**

* Updated statistics

** Not available due to new software current reporting limitations.

Fire Prevention:

Prevention Statistics	2019 Total	2020 YTD	Last Month	Current Month
Fire Investigations	34	54	0	10
Fire Inspections	2,131	2,120	158	174
Permits Issued	63	87	5	12
Child-Passenger Seat Checks	201	43	8	1
People Educated Through Public Fire & Life-Safety Programs	8,515	2,189	31	10
Smoke Alarms Installed	191	196	27	7

Narcan:

Statistics	2019 Total	2020 YTD	Last Month	Current Month
Overdose Calls Responded To	100	146	15	17
Instances Narcan Administered	10	11	1	1

Significant Issues:

- Continued to use state recommended medical response protocol (COVID-19).
- Clean/sanitize fire stations and apparatus twice daily.
- Nine (9) department personnel were out of work (quarantined) due to COVID-19 related exposures while off duty.
- During a major structure fire at United Storage, over seven (7) departments with 85 volunteers responded and assisted with the fire.

THIS REPORT IS BEING SUBMITTED TO MEET THE REQUIREMENTS OF CHAPTER 30 SECTION 38 (ANNUAL REPORT) OF THE CITY ORDINANCE BY THE CITY OF NEW BERN FIRE-RESCUE DEPARTMENT, BUREAU OF FIRE PREVENTION.

Human Resources

City-Wide Vacancies:

Department	Budgeted Positions	Separations During the Month	Positions Filled By External Candidates During the Month	Current Vacancies	Turnover FY19/20	Turnover FY20/21
Administration	11	0	0	1	0	1
Development Services	18	0	0	0	2	0
Finance	23	0	0	1	4	4
Fire	73	0	0	0	3	1
Human Resources	5	0	0	0	1	0
Parks & Recreation	29	0	0	2	1	1
Police	119	0	0	8	17	6
Public Utilities	70	1	2	6	13	6
Public Works	49	1	1	2	7	2
Water Resources	78	1	0	5	8	6
Totals:	475*	3	3	25**	56	27

*Includes regular and 2 grant-funded positions approved for the fiscal year; does not include seasonal positions. Includes additional full-time position in Public Works which was previously classified as seasonal.

**Current vacancies due to separations from employment, promotions, demotions and transfers.

Safety News:

Workers' Compensation	2020	2021
Current Month's Claims	1 OSHA Recordable 0 Lost Time 0 Non-Recordable 0 Denied	2 OSHA Recordable 0 Lost Time 0 Non-Recordable 0 Denied
Year-to-Date Claims	14 Recordable 8 Non-Recordable	7 Recordable 3 Non-Recordable
Current Month Costs	\$40,335.77	\$17,056.00
Year-to-Date Costs	\$227,634.15	\$123,079.00

Other:

None

Parks and Recreation

Significant Issues:

On December 5th, the 36th Annual Coastal Christmas Flotilla was held. A part of this event included the Aeroshell Air Show. The Aeroshell Air Show started at 4:45pm and ended at 5:15pm. The Airshow was sponsored by Wendy and Buddy Stallings. The Flotilla started at 5:30pm. Approximately 14 boats participated. Great crowds were in attendance. The majority of the crowd were practicing social distance guidelines.

A Public Input meeting was held on Monday, December 7th regarding the Stanley White Recreation Center project. The meeting was held at the request of FEMA, as a part of the Environmental Assessment process.

Several Parks and Recreation staff members participated in the North Carolina Recreation and Park Association Virtual State Conference December 7th - 9th. We look forward to implementing some of the ideas shared there in the future.

The Appearance Commission met on Thursday, December 10th at Development Services. Jeff Ruggieri was the speaker and explained various ordinances to the Commission for clarification.

The Stanley White Recreation Center Advisory Committee had a virtual meeting on Tuesday, December 15th. Our Consultants provided a summary of the recent Public Input meeting and the remaining steps in the design process. The Environmental Assessment was also discussed.

The 3rd Annual Bear Drop was held on Thursday, December 31st. The drop occurred at 6:00pm. Approximately 150 were in attendance for the event. We look forward to offering the full block party in 2021.

Police

Crime:

Incidents & Arrests	Dec Total	2017 Total	2018 Total	2019 Total	2020 YTD
NIBRS* Group A Incidents	201	2,536	2,534	2,644	2,324
NIBRS* Group B Incidents (Arrests)	44	825	900	736	537
Adult Arrests	97	1,739	1,698	1,477	1,149
Juvenile Arrests	0	10	9	3	2
Total Arrests	97	1,749	1,707	1,480	1,151
Police Calls for Service	3,051	46,757	45,246	45,402	41,791
Business Alarms Dispatched	131	1,988	2,157	1,981	1,494
Residential Alarms Dispatched	33	758	755	645	457
Alarm Calls (PD Dispatched)	164	2,746	2,912	2,626	1,951

*NIBRS = National Incident-Based Reporting System

Monthly and year-to-date totals are subject to change due to reports being submitted/merged after the month for which they were reported and to account for corrections/changes to the original classifications.

Index Crime Report	Dec Total	2017 Total	2018 Total	2019 Total	2020 YTD
Homicide	0	4	-	2	4
Rape	0	8	8	8	13
Robbery	1	58	30	25	20
Aggravated Assault	12	93	80	87	110
B&E – Residence	24	160	168	177	165
B&E – Business	3	43	37	49	29
Theft from Motor Vehicle	9	187	111	141	118
Larceny	63	718	782	841	636
Motor Vehicle Theft	3	20	36	25	30
Arson	0	3	3	7	1
Total	115	1,294	1,255	1,360	1,126

Criminal Investigations	Dec Total	2019 Total	2020 YTD
Cases Assigned	27	187	218
Cases Closed by Arrest	2	18	41
Cases Closed Leads Exhausted	0	20	17
Cases Closed Unfounded	0	14	22

Police

2020 Cases of Note - Dec	
2020-40634	Trent Court shooting where both victims have refused to cooperate. No witnesses were located nor did any persons in the area wish to speak with law enforcement. Photographs taken and evidence collected. Pending lab results.
2020-41678	Stabbing victim showed up at hospital but we have been unable to identify a crime scene location. Transport vehicle searched and photographed while a canvass was completed for video evidence. Pending interview with victim.
2020-40923	Reported child abuse where child was transported to ER for life threatening overdose. After interviewing family and investigating the scene it was determined to be an accidental overdose and not abuse. No charges.
2020-39838	Craven Terrace Shooting where reporting party was found to be untruthful while the other victims were uncooperative. Interviews / photographs completed, and evidence collected.

Crime Analysis		
	<u>Dec 2020</u>	<u>2020 YTD</u>
Top 5 Calls for Service & Number of Incidents	1) Traffic Stop – 400 2) Security Check Business – 300 3) Follow Up – 153 4) Directed Patrols - 138 5) Business Alarm – 131	1) Security Check Business – 5,880 2) Traffic Stop – 4,295 3) Security Check Residential – 3,419 4) Directed Patrols – 2,012 5) Citizens Assist – 1,939
Top 5 Calls for Service for Current Month by Location* and Number of Incidents	1) 3105 M L King Jr Blvd, Walmart (Traffic Crash, Larceny, Foot Patrol) - 74 2) 1 st Ave / Broad St (Security Checks) - 73 3) 1100 Clarks Rd (Commitment Papers) – 41 4) 1309 Country Club Rd (Security Check, Check on Welfare, Susp Person) - 38 5) 3410 M L King Jr Blvd, Target (Trespassing, Foot Patrol, Disturbance, Larceny) - 26	
Top 3 Group A Crime Locations for Current Month and Number of Incidents	1) 3105 M L King Jr Blvd, Walmart (Larceny, Fraud, Overdose) – 6 2) 3034 M L King Jr Blvd, Belk (Larceny) - 5 3) J2 281 Craven Terrace (Shots Fired, B&E Residential) – 2	

**Excludes officer self-initiated activities and calls at the Police Department that do not divert agency resources.*

Police

Personnel:

Extra Duty Hours						
Dec	2015	2016	2017	2018	2019	2020 YTD
32.00	2,161.00	3,299.00	4,076.75	4,525.01	4,392.75	995.50

**City sponsored events/assignments are considered overtime assignments and are not included in extra duty reporting. Extra Duty services were cancelled in March due to COVID-19 and resumed at the end of August.*

Overtime (2020)	Dec Total	2017 Total	2018 Total	2019 Total	2020 YTD
Office of the Chief	\$0.00	\$381.11	\$200.97	\$180.55	\$62.84
Operations Division	\$16,430.62	\$118,641.19	\$266,946.37	\$151,599.12	\$108,853.30
Services Division	\$8,700.22	\$72,063.35	\$152,064.54	\$136,802.31	\$78,695.49
Investigations Division	\$947.06	\$45,845.93	\$75,893.65	\$42,992.18	\$16,714.34
TOTAL	\$26,077.90	\$236,931.58	\$495,422.53	\$331,574.16	\$204,336.97

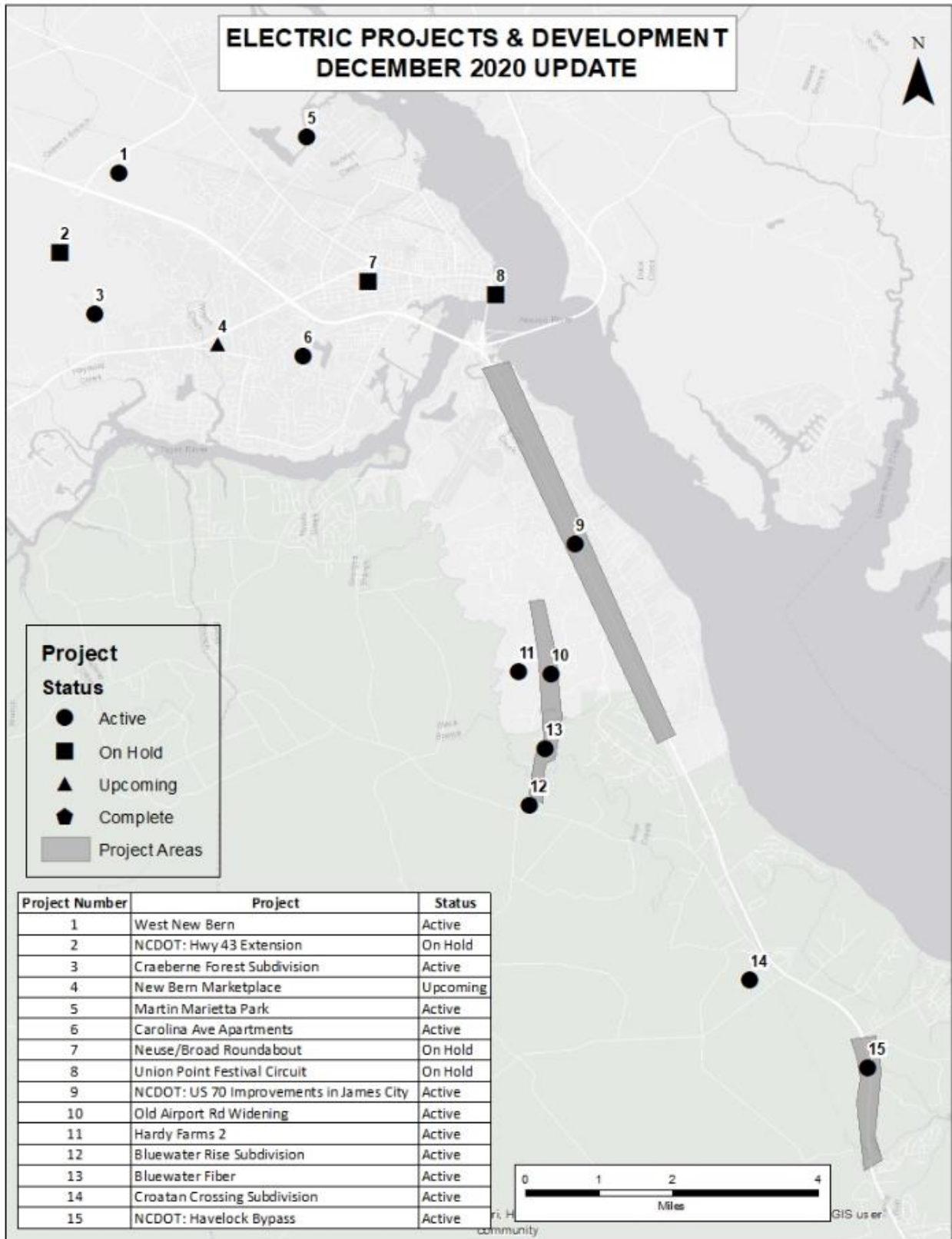
Significant Issues (not noted above):

None

Public Utilities

- High-Profile Projects: Ten high profile projects have been identified for electric utilities. A location map is attached to assist with visualizing the project locations. There are also five high profile water and sewer projects currently underway. An updated summary is included.
- System Reliability: A total of 19 interruptions were recorded on the electric system during the month of December. This impacted a total of 300 customers. As a result, customers experienced an average of 0.0128 interruptions and were restored in an average of 126.397 minutes. Additional details are provided in the table of “Electric System Outages and Reliability Statistics”.
- Safety: Due to COVID restrictions, we have resume having safety meetings virtually using the “Teams” option until further notice.
- Electric and Water Sales: Graphical trends of revenue and expenses are Included.
- Employee Recognition: Congratulations to Jamie Davis-Ebdah for winning a skip service order contest in the meter shop! Jamie does a great job with her meter reading times and the number of re-read service orders needed on her routes.

ELECTRIC PROJECTS & DEVELOPMENT DECEMBER 2020 UPDATE



Public Utilities

- Advanced Metering Infrastructure Project** - This project involves installing a network of electric and water meters. We are currently reading 13,205 water meters and 23,383 electric meters, of which 10,733 are disconnect meters. There have been 6,356 two-way load management switches installed.

December 2020

Utility	Active Cust.	Never AMI Cust.	Active AMI Cust.	% Complete
Electric	22,758	36*	22,814	99.925
Water	18,055	~ 2,606	~ 14,448	~ 93.59
Installed Gateways		41		
Installed Relays		85		
LM Customers		3,936		
Total Switches		6,356		
Controlled Devices				
Air Conditioner		Electric Furnace	Heat Strips	Water Heaters
3,936		85	1,985	2,138

**Electricities read meters*

**No update provided for the Items in red*

- Street Lighting** - This project involves the changing out of street lights, area lights, and security and flood lights throughout the city. The current area of focus for this project is the area between Neuse Boulevard and Martin Luther King Jr. Boulevard and is 95% complete.
- Vegetation Management** – Is ongoing throughout the service area.

Public Utilities

High-Profile Electric Projects:

- **Bluewater Rise Subdivision**. *New underground residential subdivision*. Construction is following the pace of the developer.
- **Croatan Crossing Subdivision**. Construction is following the pace of the developer. This project is 98% complete.
- **Old Airport Road**. Install street lighting.
- **NCDOT**. *This consist of various NCDOT projects.*
 - a. NC Hwy 43 Extension – On hold by NCDOT.
 - b. Neuse Boulevard Roundabout – On hold by NCDOT.
 - c. US Hwy 70 – James City – Engineering, Design and Construction
 - d. Havelock Bypass – Engineering, Design and Construction
 - e. Thurman Road to Havelock bypass – NCDOT hold.
 - f. *Reimbursable dollars to date: \$472,350.27; collected to date \$472,350.27*
- **Martin Marietta** – Following pace of developer.
- **Golden LEAF Grant** – This grant has been awarded to raise electrical infrastructure that was inundated during Florence. Design and Engineering
- **Carolina Avenue Apartments** – Construction activities follow pace of developer.
- **West New Bern** – Electric line extension in progress.
- **Volkswagon DEQ Grant** – Electric vehicle chargers. Grant administration.
- **Canterbury Road** – Overhead to underground conversion 60% complete.

High-Profile Water Resources Projects:

- **Township No. 7 Sewer Improvements – Phase III**. *Sewer system infrastructure improvements for increasing transmission capacity*. Due to the pump station’s proposed location in the historic district and on State property, several additional approvals will have to be obtained prior to being able to move forward with construction. The easement for the pump station site is in processing within the State Property Office and the final plans have been submitted to other various state agencies for permitting.
- **West New Bern Water System Improvements** – *Water system infrastructure improvements between the Highways 17 and 55 corridors increasing available domestic and fire flow supplies*. The NCDOT has postponed the proposed work on extending Highway 43, which will impact the southern tie-in for this project. At this point, we plan to continue moving forward with the water project and will make the necessary modifications to the project to complete the southern tie-in, without the highway improvements in place.

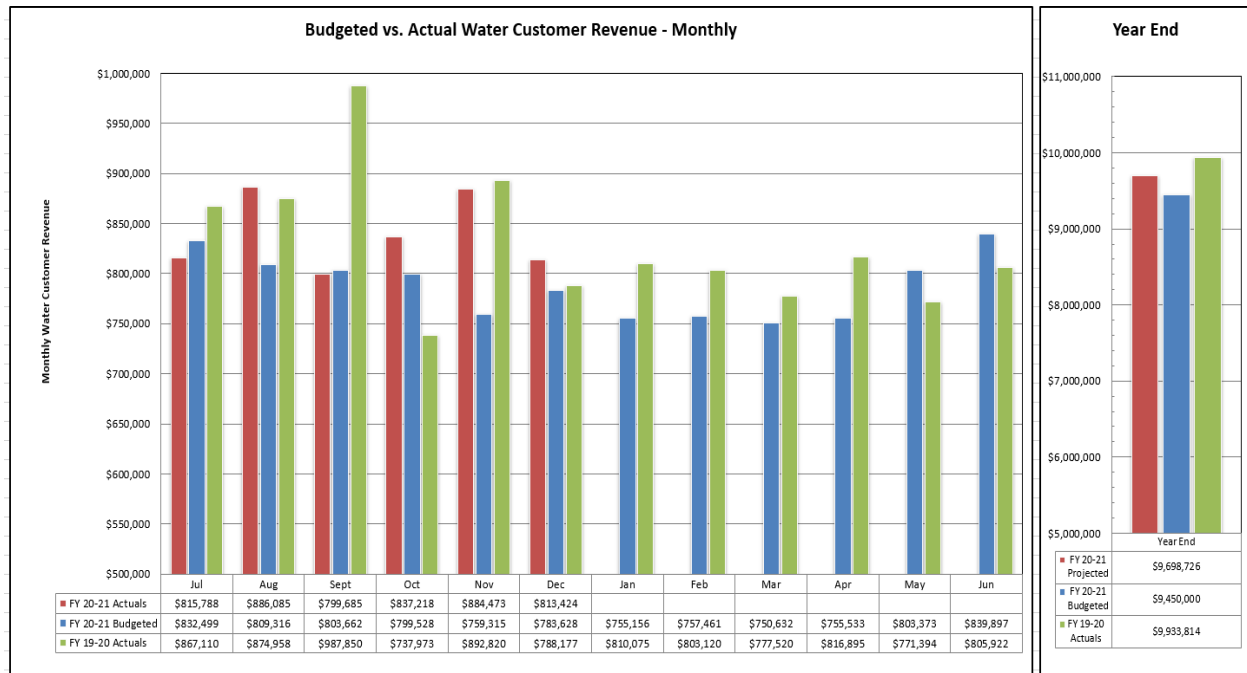
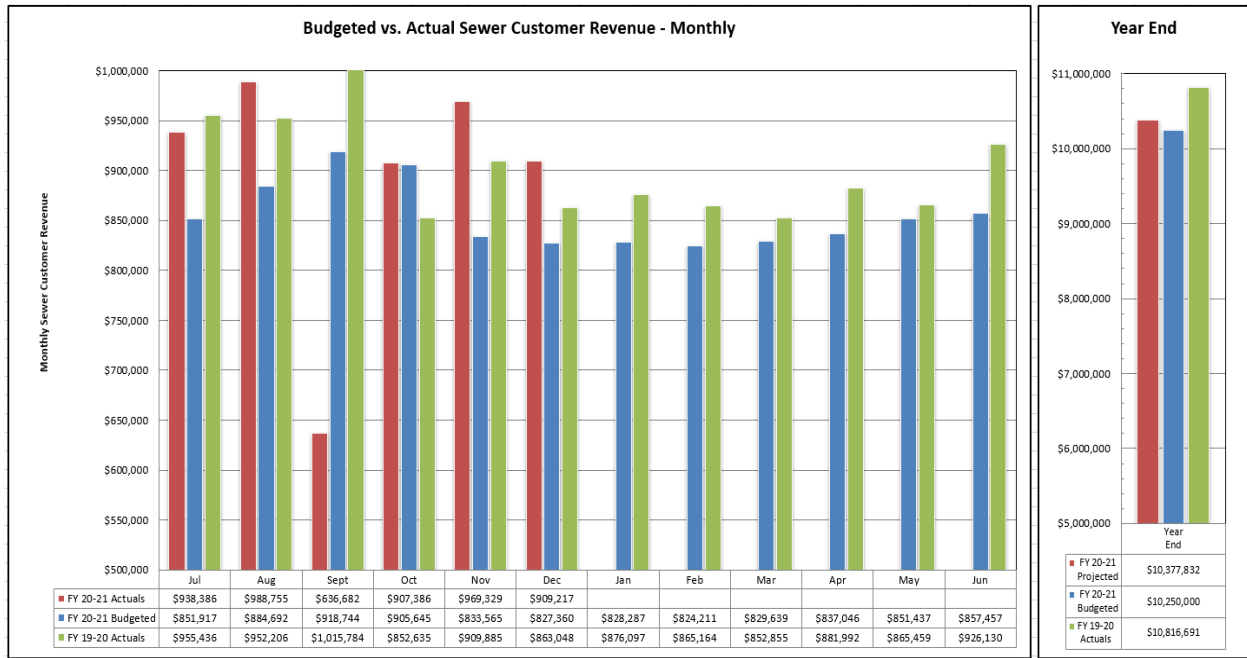
- **Griffin Avenue Water & Sewer Rehabilitation Project** – *Rehabilitation of the existing water and sewer systems along the western portion of Griffin Avenue and the complete replacement of sewer pump station No. 43 that services this area.* This past month the contractor has continued to work on installing the sections of gravity sewer that extend to Griffin Avenue.
- **Racetrack Road Sewer Lift Station Rehabilitation Project** – *Rehabilitation of the existing sewer pump station No. 29 that services a small area of Racetrack Road, near the railroad crossing.* All of the necessary permits for this project have been received and the necessary pump station components have been delivered. Bids for this project have been received and the low bidder is the same contractor that will be completing the Griffin Ave. Project. Therefore, the start of construction for this project will be scheduled at the completion of the Griffin Ave. Project.
- **NB-7 Facility Improvements Project** – *Rebuild of the NB-7 WWTP office and lab building and enclosure of equipment storage bays for weather protection.* CO's were obtained for both building in early December and staff are now able to utilize the new facilities. This project is now complete.

Public Utilities

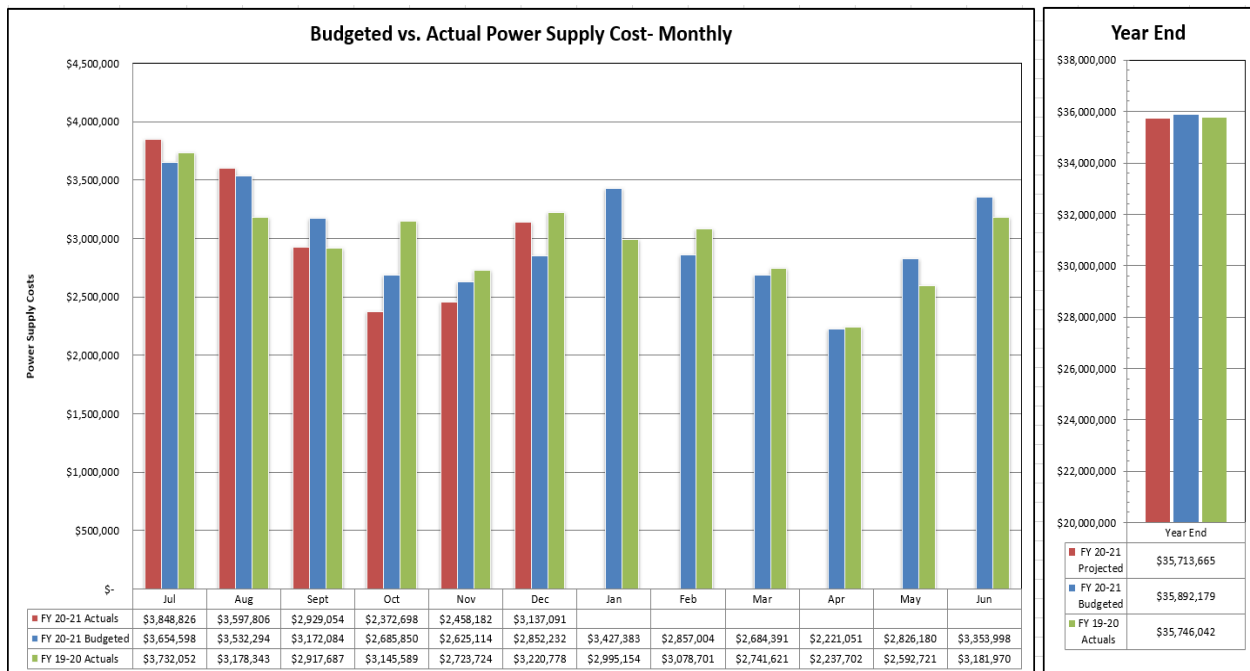
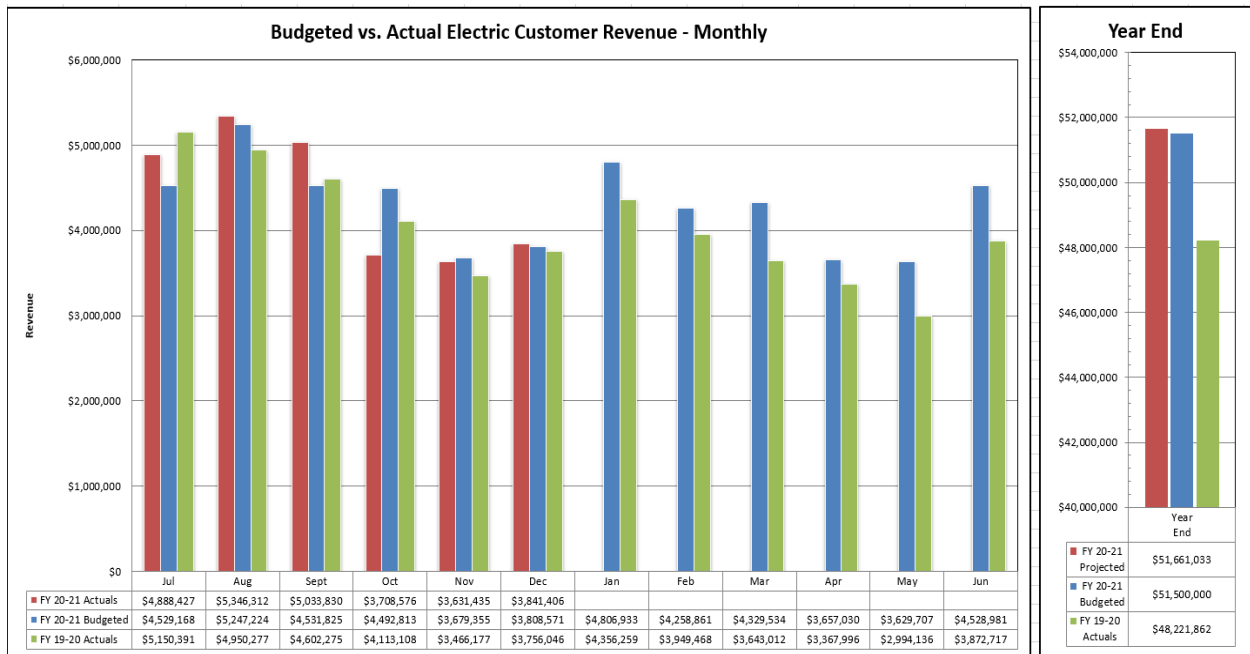
Electric System Outages and Reliability Statistics			
	December 2020		2020 YTD
# of Interruptions	19		398
# of Customers out	300		13,562
Customers Minutes Out	37,551		918,481
December 1, 2020 to December 31, 2020			
SAIDI (Minutes)	SAIFI (# of Interruptions)	CAIDI (Minutes)	ASIAI (Percent)
1.623	0.0128	126.397	99.9962%
December 1, 2019 to December 31, 2020			
SAIDI (Minutes)	SAIFI (# of Interruptions)	CAIDI (Minutes)	ASIAI (Percent)
23.427	0.398	58.876	99.9958%
December 1, 2018 to December 30, 2019			
SAIDI (Minutes)	SAIFI (# of Interruptions)	CAIDI (Minutes)	ASIAI (Percent)
16.641	0.19	87.41	99.997%

Outages		
Scheduled/Unscheduled	Cause	Total Outages
Unscheduled	Squirrel/Snake/Bird	5
Unscheduled	Equipment Worn Out	2
Unscheduled	Storm	0
Unscheduled	Vine	0
Unscheduled	Manufacturing Defect	0
Unscheduled	Vehicle Accident	0
Unscheduled	Tree	6
Unscheduled	Equipment Damage	1
Scheduled	Repairs	0
Unscheduled	Wind	2
Unscheduled	Unknown/Other	2
Unscheduled	Manufacturing Defect	0
Unscheduled	Contact with Foreign Object	0
Unscheduled	Human	0
Unscheduled	Lightning	0
Unscheduled	Failure of Greater Transmission	0
Unscheduled	Equipment Replacement	1
Unscheduled	Non Utility Fire	0
Total		19

Public Utilities



Public Utilities



Public Works

Leaf and Limb:

Service Provided (Tons)	FY18-19 YTD	FY19-20 YTD	FY20-21 YTD	December 2020
White Goods Collected	13.50	63.00	49.50*	9.00
Brown Goods Collected	3,240.60	4,151.40	2,065.80	376.20
Yard Waste Received	13,533.83	15,531.57	7,314.64	1,224.26
Mulch Dispersed	3,616.43	2,894.85	75.43	70.71

City Garage:

Costs	FY18-19 YTD	FY19-20 YTD	FY20-21 YTD	December 2020
Services Provided by City Garage:				
Vehicles Serviced	2,100	3,090	1,342	161
Total Labor Cost	\$ 66,419.98	\$119,392.63	\$ 58,773.94	\$ 6,963.18
Total Parts Cost	\$157,426.24	\$218,398.58	\$110,513.56	\$13,210.32
Total Cost (Parts + Labor)	\$223,846.22	\$337,791.21	\$169,287.49	\$20,173.50
Services Provided by Contract:				
Vehicles Serviced	561	542	182	39
Total Labor Cost	\$105,084.08	\$126,420.89	\$ 44,253.90	\$ 9,239.26
Total Parts Cost	\$149,681.60	\$168,023.32	\$ 62,191.60	\$10,387.90
Total Cost (Parts + Labor)	\$254,765.68	\$294,444.21	\$106,445.50	\$19,627.16
Total Services Provided (City Garage & Contract):				
Vehicles Serviced	2,664	3,632	1,524	200
Total Labor Cost	\$171,896.06	\$268,422.38	\$116,391.49	\$16,202.44
Total Parts Cost	\$307,400.97	\$363,813.04	\$159,341.52	\$23,598.22
Total Cost (Parts + Labor)	\$479,207.03	\$632,235.42	\$275,733.01	\$39,800.66

Cost by Department	FY18-19 YTD	FY19-20 YTD	FY20-21 YTD	December 2020
Public Utilities (Electric)	\$ 69,094.12	\$ 73,116.32	\$45,912.77	\$ 3,119.67
Public Utilities (W&S)	\$111,925.30	\$106,776.47	\$47,507.71	\$ 4,061.98
Police	\$101,295.14	\$110,281.92	\$47,991.08	\$ 9,806.36
Recreation & Parks	\$ 34,028.25	\$ 39,637.59	\$13,150.45	\$ 2,880.74
Finance	\$ 13,589.19	\$ 19,417.26	\$ 7,680.29	\$ 962.87
Public Works	\$ 89,933.67	\$206,565.04	\$76,260.07	\$12,425.28
Fire / Rescue	\$ 56,319.94	\$ 72,295.39	\$33,666.00	\$ 6,530.16
Human Resources	\$ 903.83	\$ 665.96	\$ 998.48	\$ 0.00
Development Services	\$ 2,117.58	\$ 3,479.48	\$ 2,566.15	\$ 13.60

Significant Issues: * November Leaf & Limb white goods total tonnage corrected to 4.50 tons. Cubic yards total was entered instead of tonnage per David Cox, Solid Waste Supt.

Attendance for Board Appointees

Board of Adjustment			
Appointee	Current Month Attendance*	Meetings Missed in 2020 To Date	Appointed By
Richard Parsons	N/A	2	Ward 1
Peter Dillon	N/A	0	Ward 3
Jim Morrison	N/A	0	Ward 5
John Riggs	N/A	1	Ward 6
Kenneth "Kip" Peregoy	N/A	0	Mayor Outlaw
Barbara Sampson	N/A	0	Ward 5
Jonathan Foster (Alternate)	N/A	3	Ward 4
Ross Beebe (Alternate)	N/A	2	Ward 3

*A meeting was not held in December.

Community Development Advisory Committee			
Appointee	Current Month Attendance*	Meetings Missed in 2020 To Date	Appointed By
Corinne Corr	N/A	1	Ward 1
Carol Williams	N/A	1	Ward 2
Marshall Williams	N/A	0	Ward 3
Vernon Guion	N/A	1	Ward 4
Dell Simmons	N/A	2	Ward 5
Lindsay Best	N/A	1	Ward 6

Meetings are held quarterly. A meeting was not held in December.

Craven County Tourism Development Authority			
Appointee	Current Month Attendance	Meetings Missed in 2020 To Date	Appointed By
Mark Stephens	P	0	BOA

Eastern Carolina Council of Government			
Appointee	Current Month* Attendance	Meetings Missed in 2020 To Date	Appointed By
Johnnie Ray Kinsey	P	1	Aster

*Attendance is only *required* at January and June meetings.

Attendance for Board Appointees

Friends of New Bern Firemen's Museum, Inc. Board of Directors			
Appointee	Current Month Attendance*	Meetings Missed in 2020 To Date	Appointed By
George Halyak	P	2	Ward 1
Mike Markham	P	0	Ward 2
David Finn	P	0	Ward 3
Betty Blythe	P	0	Ward 4
Henry Watson	P	1	Ward 5
Carol Zink	P	1	Ward 6
Gary Lingman	A	3	Mayor
William Frederick	P	0	Best
David Pickens	P	1	Odham
Ex-officio Bobby Aster	P	5	Odham

Historic Preservation Commission			
Appointee	Current Month Attendance	Meetings Missed in 2020 To Date	Appointed By
Tripp Eure	N/A	0	Mayor
Ellen Sheriden	N/A	0	Ward 1
Dr. Ruth Cox	N/A	0	Ward 2
Jim Bisbee	N/A	0	Ward 3
Christian Evans	N/A	0	Ward 4
James Woods, Jr.	N/A	1	Ward 5
George Brake	N/A	0	Ward 6
Peggy Broadway	N/A	0	Harris
Joe Klotz	N/A	3	Odham

*A meeting was not held in December.

Attendance for Board Appointees

Housing Authority of the City of New Bern			
Appointee	Current Month Attendance	Meetings Missed in 2020 To Date	Appointed By
Steve Strickland	P	0	Mayor
Pete Monte	P	0	Mayor
Chris Ormond	P	1	Mayor
Molichia Hardy	P	4	HA Residents
Ronald Scott	P	0	Mayor
Jennell Reddick	P	0	Mayor
Denise Harris-Powell	P	4	Mayor

New Bern Appearance Commission			
Appointee	Current Month Attendance	Meetings Missed in 2020 To Date	Appointed By
Mike Duffy	P	1	Ward 6 - Odham
James Dugan	P	0	Ward 1 - Bengel
Paula Jessup	P	0	Ward 2 - Harris
Vacant	N/A	N/A	Mayor Outlaw
Suzannah Talton	P	0	Ward 1 - Bengel
Vacant	N/A	N/A	N/A
John Phaup	P	1	Ward 5 - Best

New Bern Area Metropolitan Planning Organization – Transportation Advisory Committee			
Appointee	Current Month Attendance*	Meetings Missed in 2020 To Date	Appointed By
Jeffrey Odham	N/A	1	Mitchell
Johnnie Ray Kinsey (Alternate)*	N/A	1	White

*Alternate only *required* when regular appointee is not attendance.

* A meeting was not held in December.

Attendance for Board Appointees

New Bern-Craven County Public Library Board of Trustees			
Appointee	Current Month Attendance*	Meetings Missed in 2020 To Date	Appointed By
Carol Becton	P	1	Odham
Sam Carter	P	0	Bengel
Bo Wernersbach	A	1	Bengel
Shelley Maloy	P	1	Bengel
Sabrina Bengel	P	2	Aster

*Meetings are held alternate months (February, April, June, August, October and December).

Planning & Zoning Board			
Appointee	Current Month Attendance	Meetings Missed in 2020 To Date	Appointed By
Anne Schout	A	2	Mayor
Travis Oakley	P	2	Ward 1
Margie Dunn	P	2	Ward 2
Gaspar Sonny Aluzzo	P	4	Ward 3
Raymond Layton	P	1	Ward 4
Marcus Simmons	A	7	Ward 5
Pat Dougherty	P	1	Ward 6

Police Civil Service Board			
Appointee	Current Month Attendance*	Meetings Missed in 2020 To Date	Appointed By
Kennail Humphrey	N/A	0	Best
Eric Queen	N/A	0	Aster
Victor Taylor	N/A	0	Kinsey
Kevin Rock	N/A	0	Odham
Robert "Bob" West	N/A	0	Bengel

*A meeting was not held in December.

Attendance for Board Appointees

Redevelopment Commission			
Appointee	Current Month Attendance	Meetings Missed in 2020 To Date	Appointed By
Maria Cho	P	0	Gov. Bd. As Whole
Kip Peregoy	P	1	Gov. Bd. as Whole
Beth Walker	A	3	Gov. Bd. as Whole
Jaimee Bullock	P	0	Gov. Bd. as Whole
Leander “Robbie” Morgan, Jr.	A	5	Gov. Bd. as Whole
Steve Strickland	P	0	Gov. Bd. as Whole
John Young	P	0	Gov. Bd. as Whole
Tabari Wallace	P	5	Gov. Bd. as Whole
Tharesa Lee	P	0	Gov. Bd. as Whole

NOTE: At-large appointments reflect the name of the Governing Board member who made the appointment. All other appointments are specific to the Mayor or a Ward and are noted as such.

Stanley White Recreation Center Advisory Committee			
Appointee	Current Month Attendance*	Meetings Missed in 2020 To Date	Appointed By
Leander Morgan, Jr.	N/A	1	Gov. Bd. As Whole
Talina Massey	N/A	2	Gov. Bd. as Whole
Kurtis Stewart	N/A	1	Gov. Bd. as Whole
James Woods	N/A	0	Gov. Bd. as Whole
Bernard White	N/A	1	Gov. Bd. as Whole
Reginald Pender	N/A	0	Gov. Bd. as Whole
Elijah Brown	N/A	1	Gov. Bd. as Whole
Barbara Lee	N/A	3	Gov. Bd. as Whole