

NEW BERN



NORTH CAROLINA

Everything comes together here

Departmental Monthly Reports

December 2022

Table of Contents

Development Services	2
Fire.....	4
Human Resources.....	8
Parks & Recreation	9
Police	10
Public Works	13
Attendance for Board Appointees	14

Development Services

Inspections:

Overview	2021 YTD	2022 YTD	November 2022	December 2022
Commercial Permits – New Construction	88	44	0	20
Residential Permits – New Single Family	398	227	8	8
Residential Permits – Additions/Remodels	264	178	13	15
Mobile Homes	13	23	0	2
Signs	40	33	0	1
Certificates of Occupancy – Residential	238	322	29	29
Certificates of Occupancy – Commercial	11	59	8	8
Total Permit Valuation	\$145,722,963	\$210,167,982	\$3,815,149	\$31,022,134

Community and Economic Development:

Economic and Community Development:

- Staff began receiving applications for the CDBG Housing Rehabilitation Subrecipient Program. Applications were received from Duffyfield Phoenix Group, Religious Community Services, and Global Vision Support Services (formerly listed as First Missionary Baptist Church).
- Urban Design Ventures will assist staff to make corrections on the report submitted.

Resiliency and Recovery Activities:

- Staff continued to remain in conversation with local homeowners who have expressed interest in the Hazard Mitigation Program. City staff maintained a database of responses received. Staff will soon match homeowners with the State representative who will conduct next steps. CDBG staff prepared withdrawal letters for the HMGP program. These letters were to be signed by the homeowners who have expressed a request to withdraw from the HMGP program. Staff sent withdrawal letters to be signed by the City Manager for approval.
- The first Resiliency Plan Public Presentation and Listening Session was held on December 14, 2022, the second one is scheduled for January 23, 2023.

MPO:

- Staff attended or held:
 - NCAMPO Quarterly Meeting – 12/2
 - RISE Eastern Carolina Stakeholder Meeting – 12/5
 - CARTS TAB Meeting – 12/7

Development Services

- Carbon Reduction Program Discussion with MPO and NCDOT partners – 12/9
- NCDOT UPWP, Invoicing, and Procurement Training – 12/12
- Pedestrian Safety and Darkness webinar – 12/20
- Prepared documentation for January Board meetings.
- Continued work on FY24 UPWP as required by NCDOT & FWHA
- Continued discussions with MPO partners and NCDOT.
- Continued efforts with website and social media updates, and newsletter.

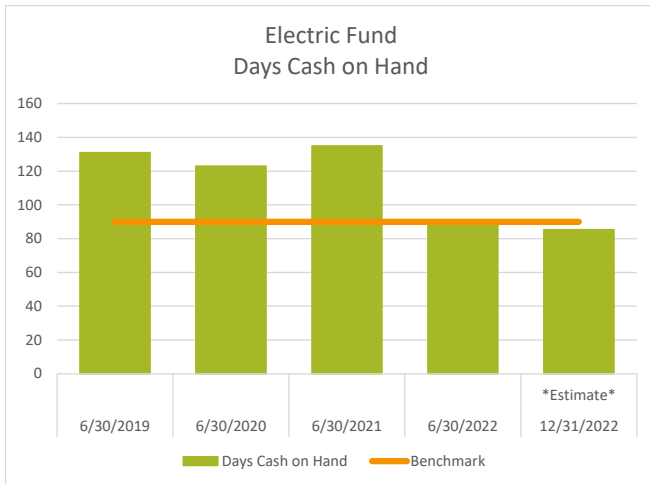
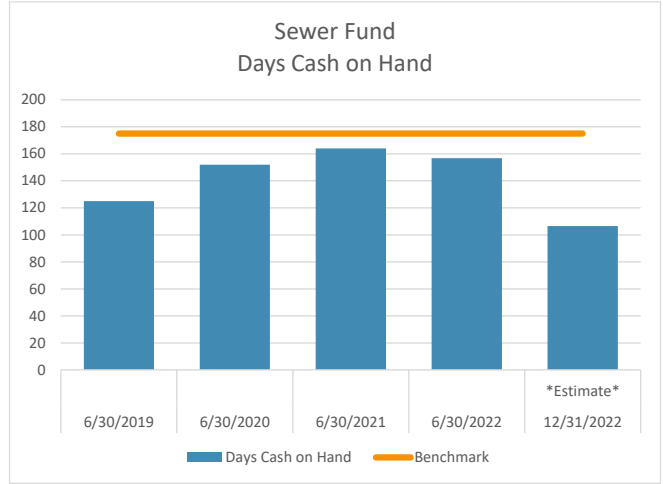
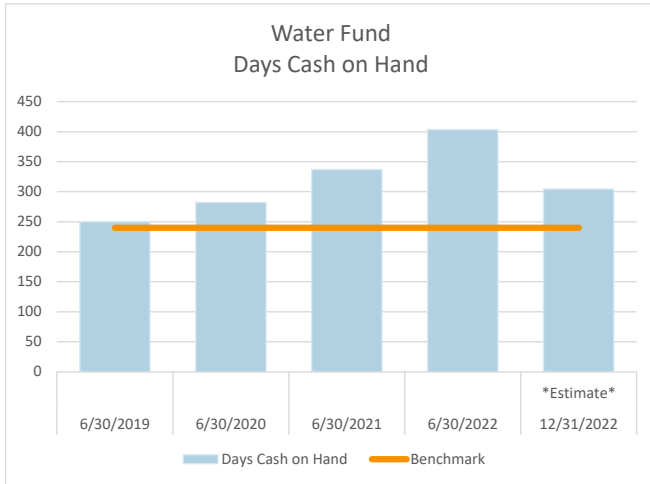
Zoning:

- Presented the following items for the Departmental Review Committee:
 - Site Plan for a proposed addition to La Casetta restaurant located at 2503 Neuse Blvd.
 - Site Plan for the proposed car wash and oil change facility located at the intersection of Red Robin Lane and Garden Center Lane.
 - Site plan approval granted for: Palatine Meadows Multifamily at 4100 Academic Drive.
- Fielding zoning-related phone calls and email requests
- Processing sign permit applications.

Finance

ENTERPRISE FUNDS-CASH ON HAND

FUND	6/30/2019	6/30/2020	6/30/2021	6/30/2022	12/31/2022 *Estimate*
Water Fund	\$ 7,340,138	\$ 8,316,009	\$ 9,927,702	\$ 12,581,017	\$ 12,042,900
Days Cash on Hand	250	282	337	403	305
Sewer Fund	\$ 4,460,409	\$ 5,096,368	\$ 5,829,222	\$ 5,894,215	\$ 5,809,474
Days Cash on Hand	125	152	164	157	107
Electric Fund	\$ 20,212,152	\$ 18,891,493	\$ 20,589,859	\$ 14,488,683	\$ 13,991,506
Days Cash on Hand	131	123	135	89	85



Benchmarks reflect the Minimum Operating Cash Reserve Levels established in the Utility Cash Reserve Policy adopted December 3, 2014. Minimum Days Cash on Hand:

- Electric | 90 days
- Water | 240 days
- Sewer | 175 days

Actual Days Cash on Hand for each fiscal year are determined after the completion of the Annual Comprehensive Financial Report. The amounts above are estimates based on current financial information.

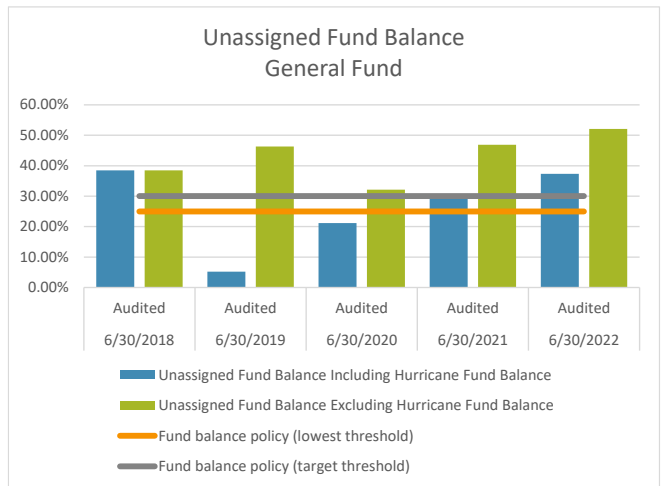
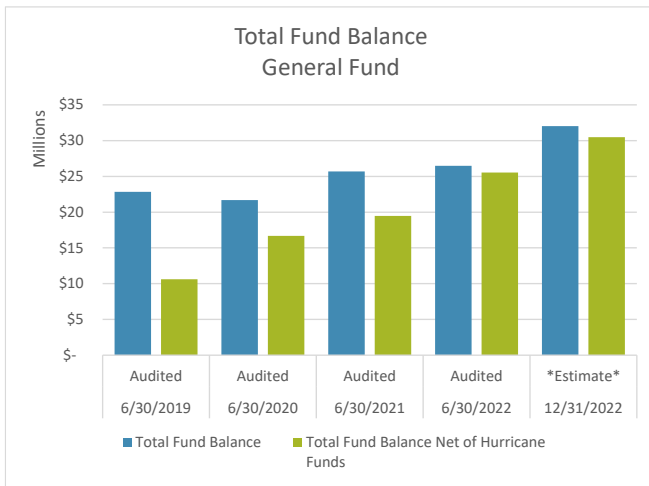
GENERAL FUND-CASH ON HAND

FUND	AS OF 6/30/2019	AS OF 6/30/2020	AS OF 6/30/2021	AS OF 6/30/2022	AS OF 12/31/2022 *Estimate*
General Fund	18,354,389	15,877,194	21,847,635	23,148,922	24,721,724
Florence Fund	(11,578,971)	(5,099,694)	(5,354,700)	(3,868,444)	(5,315,522)
Dorian Fund	-	(1,457,187)	(424,424)	(424,424)	(341,513)
Isaias Fund	-	-	(386,919)	4,889	4,889
Net General Fund	6,775,417	9,320,313	15,681,592	18,860,943	19,069,578

GENERAL FUND-FUND BALANCE

Actual Fund Balance for each fiscal year is determined after the completion of the Annual Comprehensive Financial Report. The estimates are based on current financial information.

FUND	AS OF 6/30/2019 Audited	AS OF 6/30/2020 Audited	AS OF 6/30/2021 Audited	AS OF 6/30/2022 Audited	AS OF 12/31/2022 *Estimate*
Total Fund Balance	\$ 22,829,395	\$ 21,681,255	\$ 25,687,191	\$ 26,473,854	\$ 32,011,493
Total Fund Balance Net of Hurricane Funds	\$ 10,628,789	\$ 16,676,063	\$ 19,461,424	\$ 25,536,813	\$ 30,469,773
Unassigned Fund Balance	5.19%	21.18%	30.34%	37.30%	N/A
Unassigned Fund Balance Excluding Hurricane Fund Balance	46.29%	32.15%	46.88%	52.10%	N/A



The chart on the left illustrates the total fund balance (includes all types of fund balance) and the chart on the right illustrates only the unassigned (non-appropriated) fund balance.

In the respective charts, the blue bar represents the fund balances if there were no hurricane funds; the green bar represents the fund including hurricane fund deficits. Benchmarks reflect the fund balance policy adopted February 27, 2018, where the City shall maintain Available Fund Balance of at least 25% for the General Fund and shall strive to maintain approximately 35%.

FEMA RECONCILIATION

Reconciliation report for Hurricane Florence Costs and FEMA and Insurance Reimbursements
For the period ending: **12/31/22**

Category	Obligated by FEMA*	Paid by City	Rec'd from FEMA	% Reimbursed	Payments in process		notes
					from FEMA	Due from FEMA**	
Police & Fire	\$ 546,971	\$ 1,009,158	\$ 410,229	41%		\$ 598,929	1, 2
Stanley White	7,506,649	627,662	-	0%	575,492	52,170	
Drainage CAT A*	32,769,995	5,230,522	5,225,112	100%	-	-	
Ditches - CAT D *	1,924,155	2,408,488	-	0%	539,756	1,741,503	
Management Costs *	2,153,876	1,829,831	968,958	53%		860,873	
Sewer	1,939,593	1,939,593	1,454,695	75%		484,898	2
Electric	3,935,801	4,359,630	3,716,008	85%		643,622	1, 2
Solid Waste	4,395,058	4,395,058	3,296,293	75%		1,098,764	2
Total	\$ 55,172,098	\$ 21,799,940	\$ 15,071,295	69%	\$ 1,115,247	\$ 5,480,759	

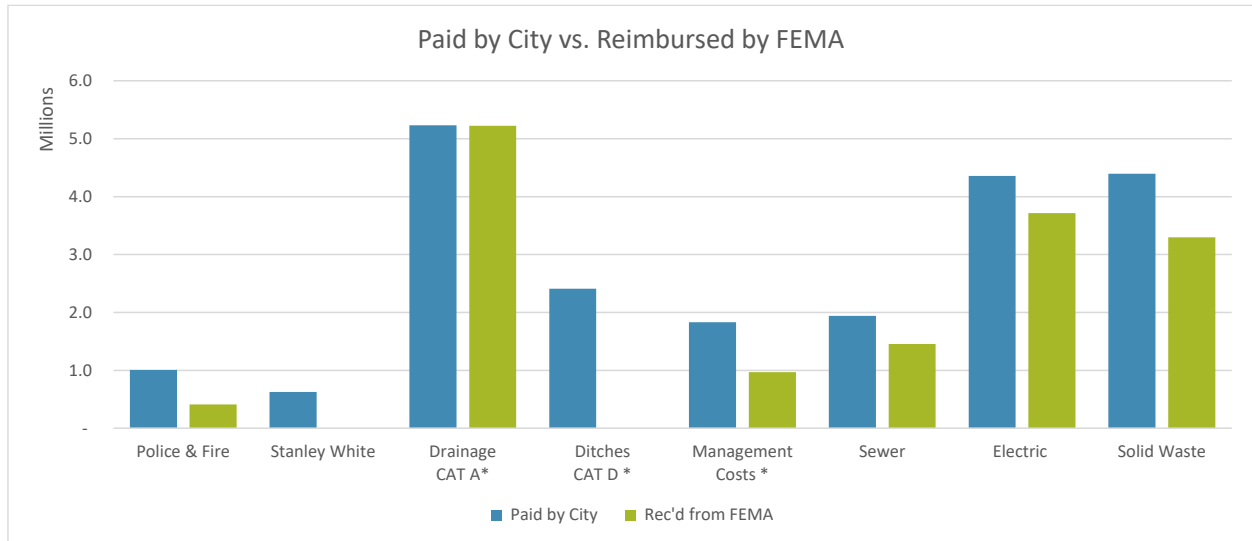
Notes:

1. admin pay higher than amt obligated
2. pending closeout
3. reimbursement request to be submitted this month

*Amount FEMA has awarded and agreed to pay

**Final obligations amounts will be determined by actuals costs upon completion of projects

Received from Insurance to date: \$2,650,566.30



Fire

Fire Suppression:

Incidents	2021 Total	2022 YTD	Last Month	Current Month
Number of Incidents	2,058	2464	181	238
90% Response Time to Incidents	8 minutes 59 seconds	9 minutes 06 seconds	8 minutes 15 seconds	7 minutes 14 seconds
Endangered Property Value	\$233,515,975	\$18,784,230	\$3,304,500	\$1,504,300
Property Losses Due to Fire	\$1,863,460	\$1,206,600	\$7,500	\$91,000
Percentage of Saved Property Value	99.20%	91.29%	99.8%	94.0%
Overlapping Incidents	N/A*	281*	25	33

* Not available due to new software current reporting limitations.

* Overlapping calls for 2022 tracked March-December.

Fire Prevention:

Prevention Statistics	2021 Total	2022 YTD	Last Month	Current Month
Fire Investigations	41	43	1	4
Fire Inspections	1,693	1613	125	125
Permits Issued	108	112	5	5
Child-Passenger Seat Checks	91	80	5	9
People Educated Through Public Fire & Life-Safety Programs	4,712	10,257	1,172	36
Smoke Alarms Installed	249	159	20	12

Narcan:

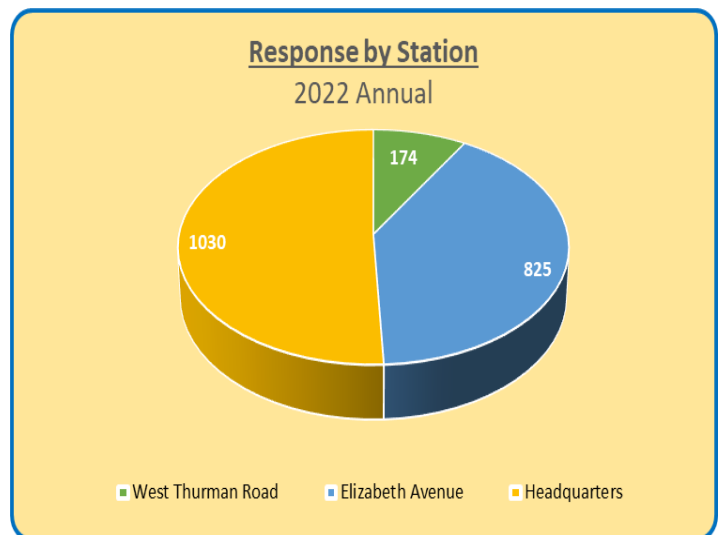
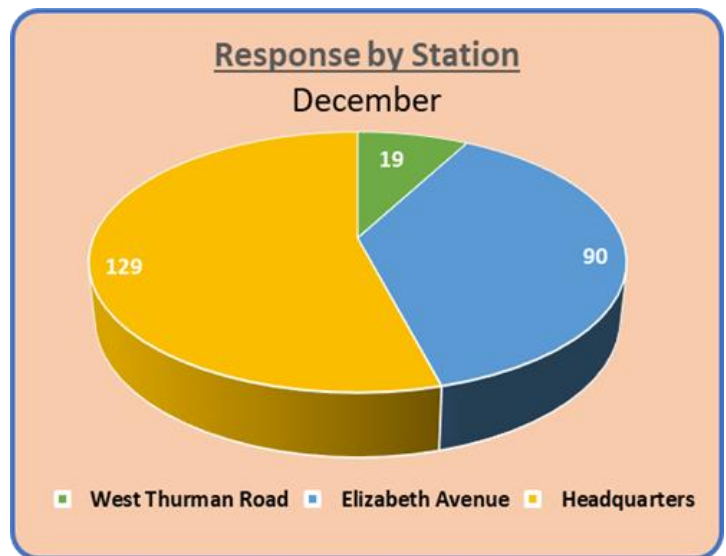
Statistics	2021 Total	2022 YTD	Last Moth	Current Month
Overdose Calls Responded To	151	166	14	12
Instances Narcan Administered	4	17	2	1


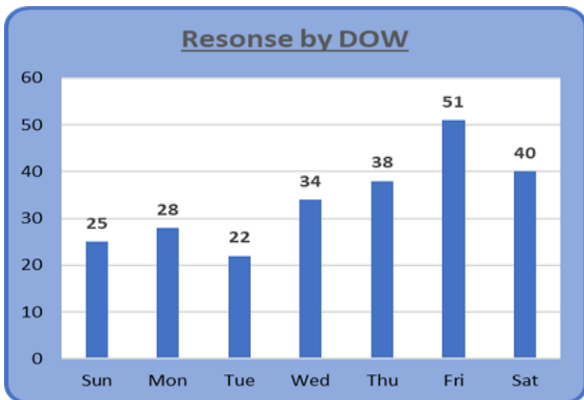
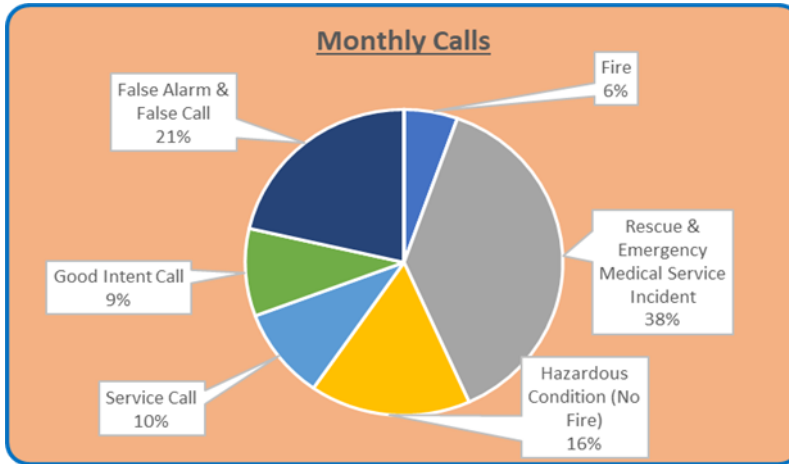
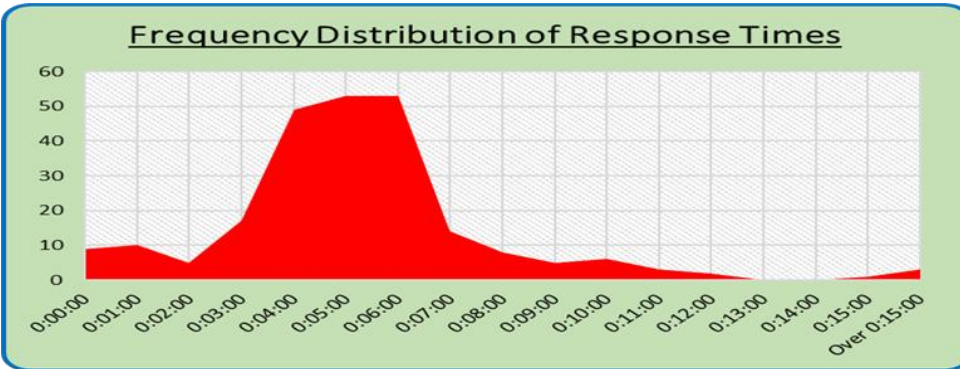
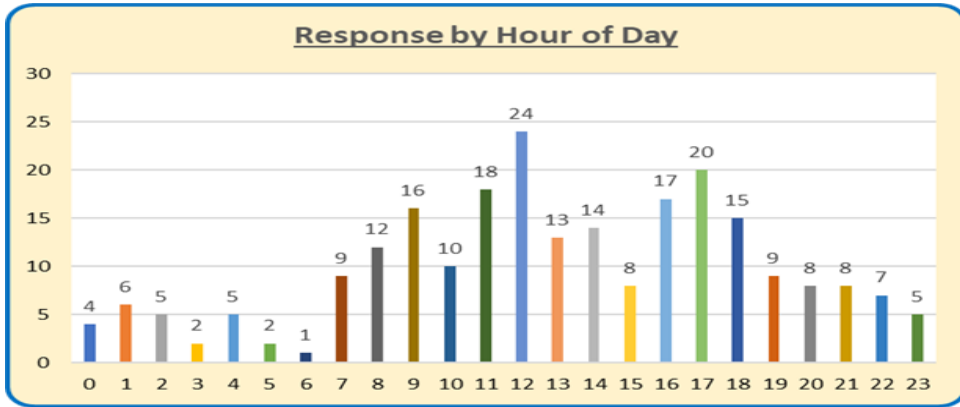
Significant Issues:

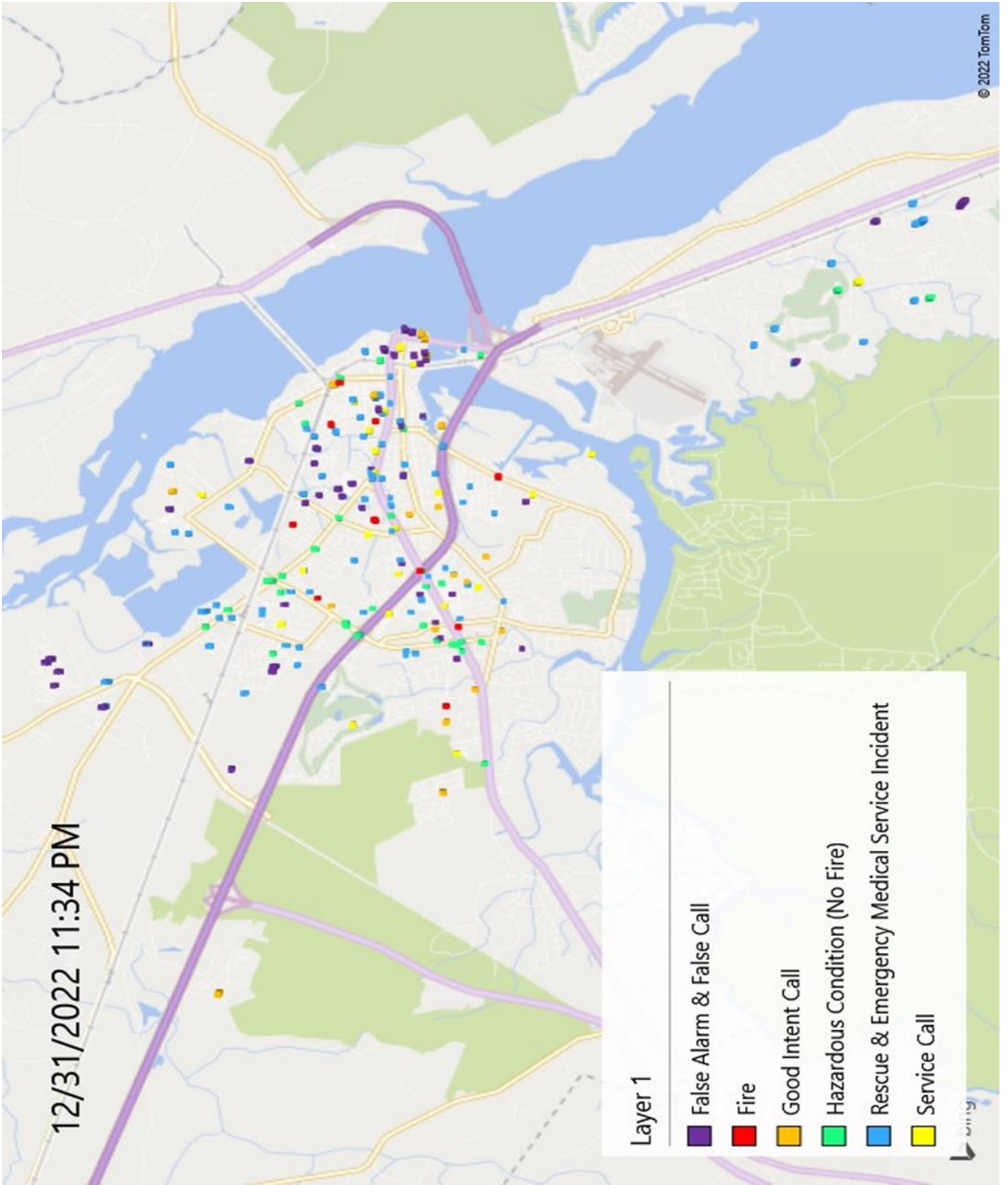
- Promotion of the following personnel
 - Dennis Tyndall (Support Services Division Chief)
 - Ashley Jones (Battalion Chief)
 - Nic Fortier (Fire Captain)
 - Ethan Polk (Fire Engineer)

Breakdown of Response Types	Numbers
1 - Fire	13
Building fire	7
Fires in structure other than in a build	1
Outside rubbish, trash or waste fire	1
Passenger vehicle fire	3
Trash or rubbish fire, contained	1
3 - Rescue & Emergency Medical Ser	90
EMS call, excluding vehicle accident w	18
Lock-in (if lock out , use 511)	3
Medical assist, assist EMS crew	46
Motor vehicle accident with injuries	7
Motor vehicle/pedestrian accident (M	4
Rescue or EMS standby	1
Search for person on land	1
vehicle accident with no injuries.	8
Watercraft rescue	2
4 - Hazardous Condition (No Fire)	39
Arching, shorted electrical equipment	2
Chemical hazard no spill or leak	1
Gas leak (natural gas or LPG)	2
Gasoline or other flammable liquid sp	2
Heat from short circuit (wiring), defec	1
Overheated motor	1
Vehicle accident, general cleanup	30
5 - Service Call	24
Assist invalid	1
Asst police or other governmental age	2
Cover assignment, standby, moveup	1
Lock-out	2
Public service	9
Public service assistance, other	4
Smoke or odor removal	1
Unauthorized burning	1
Water or steam leak	2
6 - Good Intent Call	22
Dispatched & canceled en route	9
Good intent call, other	3
No incident found on arrival at dispat	7
Smoke scare, odor of smoke	3
7 - False Alarm & False Call	51
Alarm system activation, no fire, unin	13
Alarm system sounded due to malfun	5
Carbon Monoxide detector activation	3
Detector activation, no fire - uninte	2
Smoke detector activation due to n	9
Smoke detector activation, no fire -	13
Sprinkler activation, no fire - uninte	6
Grand Total	238

Code	Database Response by NFIRS Code	Total	%
1	Fire	13	5.46%
2	Overpressure Rupture, Explosion, Ove	0	0.00%
3	Rescue & Emergency Medical Service	90	37.82%
4	Hazardous Condition (No Fire)	39	16.39%
5	Service Call	23	9.66%
6	Good Intent Call	22	9.24%
7	False Alarm & False Call	51	21.43%
8	Severe Weather & Natural Disaster	0	0.00%
9	Special Incident Type	0	0.00%
Grand Total		238	







Human Resources

City-Wide Vacancies:

Department	Budgeted Positions	Separations During the Month	Positions Filled By External Candidates During the Month	Current Vacancies	Turnover FY21/22	Turnover FY22/23
Administration	15	0	0	0	2	0
Development Services	19	0	0	3	6	0
Finance	14	0	0	0	6	1
Fire	75	0	0	2	5	2
Human Resources	5	0	1	0	0	2
Parks & Recreation	30.5	0	0	4	7	1
Police	121.5	2	0	13	19	10
Public Utilities	87	2	1	11	13	10
Public Works	51	1	1	5	18	5
Water Resources	81	1	0	5	15	3
Totals:	499	6	3	43**	91	34

**Current vacancies due to separations from employment, promotions, demotions, and transfers.

Safety News:

Workers' Compensation	2022	2023
Current Month's Claims	1 OSHA Recordable 0 Lost Time 0 Non-Recordable 0 Denied	2 OSHA Recordable 0 Lost Time 1 Non-Recordable 0 Denied
Year-to-Date Claims	17 Recordable 3 Non-Recordable	9 Recordable 4 Non-Recordable
Current Month Costs	\$12,905.49	\$20,423.23
Year-to-Date Costs	\$113,341.58	\$73,813.86

Other:

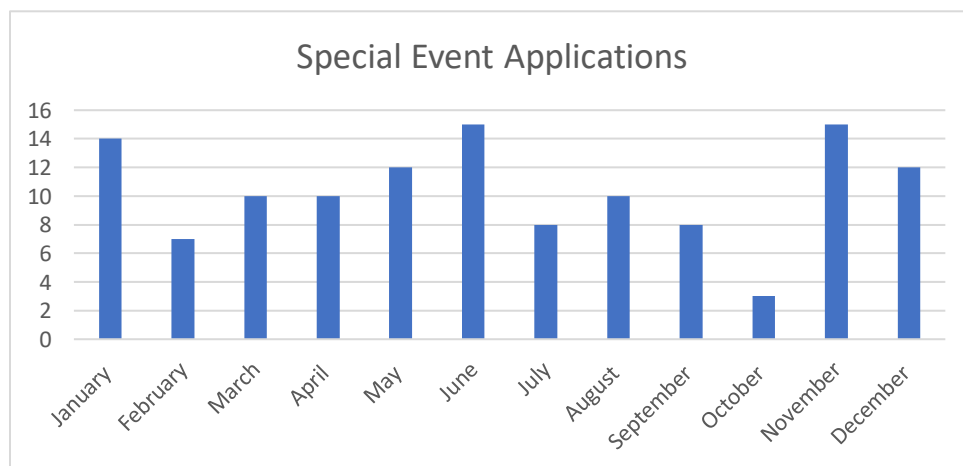
None

Parks and Recreation

Significant Issues:

- Pleasant Hill Park Community Center –Staff have constructed and installed cabinets and began painting the walls.
- Tree Plantings – Winter tree plantings (11) and transplants (2) completed.
- Comprehensive Master Plan – Virtual meeting held with McGill Associates and City Manager.
- Ice Skating Rink – Operation continued for the month of December. Total number of patrons and fees at end of December was 3,448 participants and collected \$16,970 in fees.
- City wide Employee Appreciate Luncheon – P&R assisted with planning, set up, and clean up.
- Special Event Planning and preparation for the following:
 - Coastal Christmas Flotilla Awards Luncheon
 - Holiday Movie in the Park – Frozen
 - Santa Paws on Parade
 - Tryon Palace Candlelight Celebration
 - Wreaths Across America
 - Toys for Tots Distribution
 - New Year’s Eve Block Party
- Christmas Lights and Sights tours for seniors introduced this year. Two tours completed with New Bern Towers residents, which went very well. Two additional tours held the week before Christmas.
- Cemeteries – New Bern Memorial fencing was pressure washed. Evergreen shelter pressure washed.

Special Events - Upcoming events include Shriner’s Winter Ceremonial Parade, Black History Parade, and the Ghent Mardi Gras. Community Special Event applications are being received daily. Twelve (12) Special Event Applications were received during December.

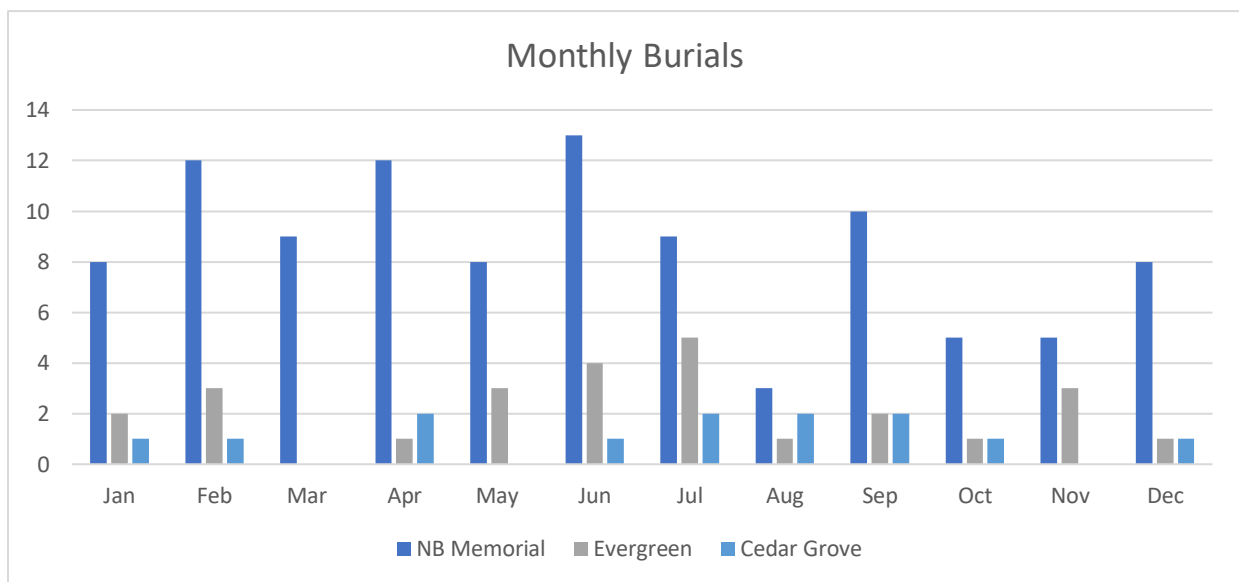


Total Special Event Applications in 2022: 124

Athletics –Adult Coed Volleyball and Youth Basketball occurred throughout the month.

Recreation - Programs held during December included, BEAR Afterschool (18 daily average), Weekday Walking (0 participants) Senior Fitness (30 participants), Low Impact Aerobics (8 Participants) Ceramics (22 participants), Senior Line Dancing (51 participants), Fencing (17 participants), Paint With Us (8 participants), Elks Hoop Shoot (52 participants), Sights and Lights Tours (79 Participants), Open Gym (24 participants), Open Game Room (37 participants), and Champions in Motion (0 participants).

Cemeteries - Ten (10) burials occurred in December (Evergreen 1; Cedar Grove Extension 1; New Bern Memorial 8).



Total Burials in 2022:

NB Memorial: **102**

Evergreen: **26**

Cedar Grove: **13**

Police

Crime:

Incidents & Arrests	Dec Total	2019 Total	2020 Total	2021 Total	2022 YTD
NIBRS* Group A Incidents	129	2,644	2,530	2,235	1,950
NIBRS* Group B Incidents (Arrests)	45	736	589	725	701
Adult Arrests	81	1,477	1,256	1,325	1,321
Juvenile Arrests	-	3	2	3	6
Total Arrests	81	1,480	1,258	1,328	1,335
Police Calls for Service	4,088	45,402	41,846	44,299	43,088
Business Alarms Dispatched	147	1,981	1,635	1,510	1,391
Residential Alarms Dispatched	42	645	497	484	482
Alarm Calls (PD Dispatched)	189	2,626	2,132	1,994	1,873

*NIBRS = National Incident-Based Reporting System

Monthly and year-to-date totals are subject to change due to reports being submitted/merged after the month for which they were reported and to account for corrections/changes to the original classifications.

Index Crime Report	Dec Total	2019 Total	2020 Total	2021 Total	2022 YTD
Homicide	-	2	4	6	3
Rape	-	8	15	14	16
Robbery	3	25	23	22	18
Aggravated Assault	7	88	119	97	109
B&E – Residence	13	177	176	114	102
B&E – Business	4	49	30	34	36
Theft from Motor Vehicle	5	141	127	116	98
Larceny	41	841	706	608	450
Motor Vehicle Theft	3	25	34	35	32
Arson	-	7	1	5	3
Total	76	1,360	1,235	1,051	867

Criminal Investigations	Dec Total	2021 Total	2022 YTD
Cases Assigned	10	171	193
Cases Closed by Arrest	1	41	37
Cases Closed Leads Exhausted	0	15	2
Cases Closed Unfounded	0	13	6

2022 Cases of Note - Dec	
2022-37484	Fraudulent Activities: 1400 block of Rhem Ave, Victim reported three counterfeit checks were passed from their business bank

	account in the amount of \$10,400. The initial check was indicated to have been intercepted in the mail and the other two checks appeared manufactured from the initial. This case has the potential to be associated with the large mail theft conspiracy from last month which is a combined investigation with the Secret Service and the Postal Inspectors Office.
2022-40642	Stalking: 1500 Oaks Rd, Victim reported stalking and harassment in the form of unwanted texts and telephone calls and possible peeping with photography through her windows. The suspect knew intimate personal information about the victim's bedroom activities when communicating with the victim. The victim reported the incident to patrol and upon follow up by detectives, the victim indicated she knew who the suspect was, but she would not provide us with his identity. Victim indicated she did not want the case investigated any further as she wanted to put it behind her. Case closed victim refused to cooperate.
2022-42969	Sexual assault: 1600 Block of Spencer Ave, reported sexual assault of a juvenile by Wake County Sheriff's Office. Advised a juvenile was reported to have been assaulted in both Wake County and New Bern. Upon further investigation and the victim's interview, the assault was determined not to have occurred within the city limits of New Bern. Case forwarded to the appropriate jurisdiction and will be closed.
2022-43064	Breaking and Entering with Larceny: 2600 block of MLK Blvd, Unknown male broke into the business and stole 18 handguns. Scene processed, evidence collected, area canvassed, and interviews conducted. ATF contacted and agreed to adopt the case. Currently submitting evidence to lab for processing and comparison to the data base. Further leads are being followed and a reward is being offered for information.

Crime Analysis		
	<u>Dec 2022</u>	<u>2022 YTD</u>
Top 5 Calls for Service & Number of Incidents	1) Security Check Business– 825 2) Traffic Stops – 635 3) Citizen Assist– 176 4) Business Alarm– 147 5) Follow-Up/Supplemental - 139	1) Traffic Stop – 6,302 2) Security Check Business – 4,530 3) Follow-Up/Supplemental – 2,320 4) Directed Patrols – 2,023 5) Citizen Assist – 1,951
Top 5 Calls for Service for Current Month by Location* and Number of Incidents	1) 3105 M. L. King Jr. Blvd (Larceny, Security Checks) - 104 2) 1400 Lowes Blvd (Larceny, Security Checks)- 87 3) 3134 M. L. King Jr. Blvd (Security Checks, Larceny)- 60 4) 3009 M. L. King Jr. Blvd (Larceny, Security Checks)- 49 5) 210 E Front St. (Security Checks) -45	

Top 4 Group A Crime Locations for Current Month and Number of Incidents	3105 M. L. King Jr. Blvd (Larceny, Security Checks) – 9 1) 1400 Lowes Blvd (Larceny, Security Checks) – 5 2) 2305 Neuse Blvd (Business Alarm, Security Checks) *No other location had more than one (1) Incident/Report
---	--

**Excludes officer self-initiated activities and calls at the Police Department that do not divert agency resources.*

Personnel:

Extra Duty Hours						
Dec	2017 Total	2018 Total	2019 Total	2020 Total	2021 Total	2022 YTD
167	4,076.75	4,525.01	4,392.75	995.50	1,110.50	2458.90

City sponsored events/assignments are considered overtime assignments and are not included in extra duty reporting.

Overtime (2022)	Dec Total	2019 Total	2020 Total	2021 Total	2022 YTD
Office of the Chief	\$93.85	\$180.55	\$62.84	\$2,261.12	\$653.77
Operations Division	\$8,698.20	\$151,599.12	\$118,609.28	\$126,171.84	\$129,301.33
Services Division	\$12,489.41	\$136,802.31	\$89,971.82	\$85,190.82	\$95,326.54
Investigations Division	\$2,117.93	\$42,992.18	\$19,358.26	\$26,177.20	\$40,135.31
TOTAL	\$23,399.39	\$331,574.16	\$228,013.20	\$239,800.98	\$265,777.01

Significant Issues (not noted above):

Public Works

Leaf and Limb:

Service Provided (Tons)	FY20-21 YTD	FY21-22 YTD	FY22-23 YTD	December 2022
White Goods Collected	49.50	40.50	13.50	0.00
Brown Goods Collected	4,191.00	3,491.40	1,636.80	270.60
Yard Waste Received	13,612.05	11,432.91	6,065.12	1,188.26
Mulch Dispersed	450.05	779.90	694.06	27.76

City Garage:

Costs	FY20-21 YTD	FY21-22 YTD	FY22-23 YTD	December 2022
Services Provided by City Garage:				
Vehicles Serviced	2,728	2,793	1,604	215
Total Labor Cost	\$118,978.38	\$124,619.90	\$ 65,849.10	\$ 7,936.95
Total Parts Cost	\$222,112.11	\$256,478.58	\$153,793.58	\$13,812.59
Total Cost (Parts + Labor)	\$341,090.50	\$381,098.48	\$219,642.68	\$21,749.54
Services Provided by Contract:				
Vehicles Serviced	403	420	266	28
Total Labor Cost	\$105,911.46	\$111,323.13	\$ 58,101.78	\$ 6,294.15
Total Parts Cost	\$149,450.03	\$144,368.02	\$ 91,132.42	\$10,142.07
Total Cost (Parts + Labor)	\$255,361.49	\$255,691.15	\$149,234.20	\$16,436.22
Total Services Provided (City Garage & Contract):				
Vehicles Serviced	3,129	3,214	1,870	243
Total Labor Cost	\$224,889.84	\$235,940.03	\$123,950.88	\$14,231.10
Total Parts Cost	\$371,562.14	\$400,846.60	\$244,926.00	\$23,954.66
Total Cost (Parts + Labor)	\$596,451.98	\$636,789.63	\$368,876.88	\$38,185.76

Cost by Department	FY20-21 YTD	FY21-22 YTD	FY22-23 YTD	December 2022
Public Utilities (Electric)	\$ 75,734.54	\$ 78,440.04	\$ 40,023.05	\$ 3,866.13
Public Utilities (W&S)	\$139,000.69	\$144,044.80	\$ 82,745.56	\$ 8,108.89
Police	\$107,363.21	\$133,588.42	\$ 61,744.70	\$ 7,872.66
Recreation & Parks	\$ 23,305.33	\$ 18,916.65	\$ 10,891.37	\$ 1,006.39
Finance	\$ 17,342.25	\$ 11,591.79	\$ 7,554.25	\$ 933.41
Public Works	\$155,557.33	\$162,118.12	\$119,105.21	\$14,341.35
Fire / Rescue	\$ 72,368.27	\$ 84,908.56	\$ 43,606.14	\$ 1,643.72
Human Resources	\$ 1,512.06	\$ 614.13	\$ 1,543.76	\$ 0
Development Services	\$ 4,268.27	\$ 2567.12	\$ 1,662.84	\$ 413.21

Significant Issues: None.

Attendance for Board Appointees

Board of Adjustment			
Appointee	Current Month Attendance*	Meetings Missed in 2022 To Date	Appointed By
Richard Parsons	N/A	4	Ward 1
Peter Dillon	N/A	0	Ward 3
Jim Morrison	N/A	0	Ward 5
John Riggs	N/A	1	Ward 6
Kenneth "Kip" Peregoy	N/A	3	Mayor Outlaw
Barbara Sampson	N/A	0	Ward 5
Jonathan Foster (Alternate)	N/A	3	Ward 4
Ross Beebe (Alternate)	N/A	1	Ward 3

*A meeting was not held in December.

Community Development Advisory Committee			
Appointee	Current Month Attendance*	Meetings Missed in 2022 To Date	Appointed By
Corinne Corr	N/A	0	Ward 1
Carol Williams	N/A	0	Ward 2
Marshall Williams	N/A	1	Ward 3
Vernon Guion	N/A	0	Ward 4
James Woods	N/A	0	Ward 5
Della Wally	N/A	0	Ward 6

Meetings are held quarterly. A meeting was not held in December.

Craven County Tourism Development Authority			
Appointee	Current Month Attendance	Meetings Missed in 2022 To Date	Appointed By
Bill Stafford	P	0	BOA

Dangerous Dog Board			
Appointee	Current Month Attendance	Meetings Missed in 2022 To Date	Appointed By
Dona Baker	N/A	0	BOA
Dr. Steve Stelma	N/A	0	BOA
Bobbi Kotrba	N/A	0	BOA

*Meetings are only held as needed.

Attendance for Board Appointees

Friends of New Bern Firemen’s Museum, Inc. Board of Directors			
Appointee	Current Month Attendance*	Meetings Missed in 2022 To Date	Appointed By
George Halyak	P	1	Ward 1
John Meehan	P	0	Ward 2
David Finn	P	0	Ward 3
Betty Blythe	A	3	Ward 4
Henry Watson	P	4	Ward 5
Elona Fowler	P	6	Ward 6
Gary Lingman	A	2	Bengel
Daniel Ensor	P	1	Mayor
David Pickens	A	5	Odham
Ex-officio Bobby Aster	A	8	Odham

Historic Preservation Commission			
Appointee	Current Month Attendance	Meetings Missed in 2022 To Date	Appointed By
Tripp Eure	N/A	2	Mayor
Mollie Bales	N/A	0	Ward 1
Dr. Ruth Cox	N/A	1	Ward 2
Jim Bisbee	N/A	0	Ward 3
Tony Bryant	N/A	1	Ward 4
Annette Stone	N/A	1	Ward 5
Jim Morrison	N/A	0	Ward 6
Tim Thompson	N/A	0	Aster
Candance Sullivan	N/A	1	Outlaw

A meeting was not held in December.

Attendance for Board Appointees

Housing Authority of the City of New Bern			
Appointee	Current Month Attendance	Meetings Missed in 2022 To Date	Appointed By
Zeb Hough	P	2	Mayor
Pete Monte	P	0	Mayor
Chris Ormond	A	6	Mayor
Sulin Blackmon	P	1	HA Residents
Ronald Scott	P	2	Mayor
Janelle Reddick	A	1	Mayor
Denise Harris-Powell	P	0	Mayor

New Bern Area Metropolitan Planning Organization – Transportation Advisory Committee			
Appointee	Current Month Attendance*	Meetings Missed in 2022 To Date	Appointed By
Bob Brinson	N/A	2	Brinson
Johnnie Ray Kinsey (Alternate)*	N/A	2	White

*Alternate only *required* when regular appointee is not attendance. A meeting was not held in December.

New Bern-Craven County Public Library Board of Trustees			
Appointee	Current Month Attendance*	Meetings Missed in 2022 To Date	Appointed By
Carol Becton	P	0	Odham
Sam Carter	P	1	Bengel
Bo Wernersbach	P	1	Bengel
Shelley Maloy	P	12	Bengel
Rick Prill	P	0	BOA

*Meetings are held alternate months (February, April, June, August, October, and December).

Attendance for Board Appointees

Planning & Zoning Board			
Appointee	Current Month Attendance	Meetings Missed in 2022 To Date	Appointed By
Brad Jefferson	N/A	0	Mayor
Travis Oakley	N/A	0	Ward 1
Margie Dunn	N/A	2	Ward 2
Gaspar Sonny Aluzzo	N/A	1	Ward 3
Raymond Layton	N/A	2	Ward 4
Kyle Dearing	N/A	0	Ward 5
Pat Dougherty	N/A	1	Ward 6

A meeting was not held in December.

Police Civil Service Board			
Appointee	Current Month Attendance*	Meetings Missed in 2022 To Date	Appointed By
Amy James	N/A	0	Best
Isaiah Daniels	N/A	0	Aster
Karen May	N/A	0	Kinsey
Tyrone Brown	N/A	0	Odham
Lesley Hunter	N/A	0	Bengel

*Meetings are only held on an as-needed basis for appeals of disciplinary actions.

Redevelopment Commission			
Appointee	Current Month Attendance	Meetings Missed in 2022 To Date	Appointed By
Stephanie Lovick	P	5	Gov. Bd. As Whole
Kip Peregoy	P	1	Gov. Bd. as Whole
Beth Walker	P	2	Gov. Bd. as Whole
Julian (Jay) Tripp	A	6	Gov. Bd. as Whole
Leander "Robbie" Morgan, Jr.	P	2	Gov. Bd. as Whole
Steve Strickland	P	1	Gov. Bd. as Whole
Julius Parham	A	3	Gov. Bd. as Whole
Tabari Wallace	P	0	Gov. Bd. as Whole
Theresa Lee	P	2	Gov. Bd. as Whole

NOTE: At-large appointments reflect the name of the Governing Board member who made the appointment. All other appointments are specific to the Mayor or a Ward and are noted as such.

Attendance for Board Appointees

Stanley White Recreation Center Advisory Committee			
Appointee	Current Month Attendance*	Meetings Missed in 2022 To Date	Appointed By
Leander Morgan, Jr.	N/A	0	Gov. Bd. As Whole
Talina Massey	N/A	2	Gov. Bd. as Whole
Kurtis Stewart	N/A	2	Gov. Bd. as Whole
James Woods	N/A	1	Gov. Bd. as Whole
Bernard White	N/A	0	Gov. Bd. as Whole
Reginald Pender	N/A	0	Gov. Bd. as Whole
Elijah Brown	N/A	1	Gov. Bd. as Whole
Barbara Lee	N/A	2	Gov. Bd. as Whole

A meeting was not held in December.