

NEW BERN



NORTH CAROLINA

Everything comes together here

Departmental Monthly Reports

July 2021

Table of Contents

Development Services	2
Finance	6
Fire	7
Human Resources	8
Parks & Recreation.....	9
Police.....	10
Public Utilities	13
Public Works	21
Attendance for Board Appointees	22

Development Services

Inspections:

Overview	2020 YTD	2021 YTD	June 2021	July 2021
Commercial Permits – New Construction	95	49	3	4
Residential Permits – New Single Family	180	293	28	28
Residential Permits – Additions/Remodels	238	163	33	12
Mobile Homes	9	8	2	1
Signs	34	24	1	5
Certificates of Occupancy – Residential	172	135	31	15
Certificates of Occupancy – Commercial	12	1	0	0
Total Permit Valuation	\$105,414,843	\$60,448,883	\$6,791,919	\$8,783,819

Community and Economic Development:

Volt Center/City Market:

- For FY2021 the Volt Center has 1,438 students registered for courses and 844 have completed classes thus far. There are 262 future students registered for courses in FY2022.

Economic and Community Development:

- Staff contacted SAL Construction company regarding their recent bid submission for the 2020 Bus Shelter Project. Staff is currently looking to negotiate with the company for potential lower costs.
- Staff hosted a conference call with Ramey Kemp & Associates to discuss the ongoing 2020 Bus Shelter Project.
- Staff met with Ramey Kemp and Associates to discuss the ongoing 2020 Bus Shelter Project. Staff plans to rebid the project, due to the total CDBG funds allotted for the project. Staff will continue working with Ramey Kemp and Associates to explore options for construction and installation of shelter.
- Staff has been in contact with Urban Design Ventures, a planning firm, discussing the upcoming Consolidated Annual Performance Evaluation Report (CAPER) due to HUD in September.
- The house located at 602 Gaston Boulevard is scheduled to be moved to 911 Eubanks Street the 3rd week of August.

Development Services

- The RFP was advertised for the demolition of the Ghent Sandwich Shop structure. Monday July 12th was the deadline to submit bids. 4 bid responses were received, and staff evaluated the bids to select the lowest most qualified bidder. After review and consideration, staff was directed to have Public Works Department handle the demolition.
- Staff attended the Redevelopment Commission's Health and Wellness Subcommittee meeting held on Wednesday, July 28, 2021, at Development Services. City staff is working with the subcommittee to organize health and wellness events for the Duffyfield community.
- Staff met with a local citizen regarding a small home rehabilitation need.

Resiliency and Recovery Activities:

- HGMP 407 demolition update for the 3 properties: Corbett Clearing has completed the demolition, debris removal, grading and leveling along with grass seed and straw on the entire soil surface of all 3 properties.
- The North Carolina Department of Public Safety, Division of Emergency Management, Hazard Mitigation representative had a site visit on July 13th to get final completed photos of the 3 demo properties to close out the HMGP 407 project.
- Monthly resiliency call held with Moffatt Nichol, they are writing the final draft plan and a public meeting will be scheduled sometime mid-August.
- Staff attended a Microsoft Teams meeting with Moffatt & Nichol to discuss the July 22nd site visit which will include an evaluation of nature-based solutions around the Duffyfield Canal and Henderson Park area; flying LiDAR over Duffyfield canal enhancement area to collect recent data.
- A meeting was held July 22, 2021, with consultants Moffatt and Nichol to discuss natural and nature-based infrastructure solutions around the Duffyfield Canal and Henderson Park area which included a site visit to these locations.
- Moffatt and Nichol also held a public meeting to present the draft Hazard Mitigation and Resiliency Plan for New Bern. This presentation included: the vision statement, resiliency pillars and goals, along with a Q&A session to receive feedback on the plan.
- A call was held with Withers Ravenel for an update on the Duffyfield Stormwater project, they are working on the engineering and design plan which will be completed in 5 phases.
- A zoom meeting was held with UNC, NC Sea Grant for next steps.
- Staff attended a zoom meeting with the NCERP working group to discuss an overview of vulnerability and risk concepts and analytical framework; EPIC team research on NHC; proposed analytical framework for NCERP project and group discussion; and next steps.
- A meeting was held July 23, 2021, with Dr. Bill Hunt, Biological and Agricultural Engineer from NCSU to discuss next steps on the 9-Element Plan. NCSU along with City staff will work together to collect data pertinent to, and required for, the development of the "9-Element Plan".

GIS:

- Began work on the Munis Permits and Code Enforcement, updated addresses and created a new crosswalk.
- Attended the following meetings/workshops/seminars:
 - Local Government Committee: Executive meeting – look at agenda and discuss items for the regular meeting in August. Discuss redistricting and hydro dataset.
 - Statewide Mapping Advisory Meeting (SMAC) Discuss statewide GIS projects and data.
 - ESRI User Conference. Attended several sessions on a variety of new tools and parts of the GIS software. Met with staff to look at best ways to setup and create a HUB site for the city.

Development Services

- Continued work on resiliency and flood mitigation efforts along with Moffatt & Nichol. Attended a meeting and did field work with UNCW and Moffatt and Nichol staff.
- Looked at demographic data related to the labor force in the City and County and updated the annual demographic data for the State Demographer. Looked at the test data in preparation of the redistricting data release so we can begin review and redistricting immediately starting Aug. 16th.
- Updated a variety of data: structures, foreclosures, roads, services, and minimum housing.
- Completed setup of the surveys with consultants working on a Survey 123 app for Public Works and field collections for storm water. Setup multiple apps for collecting data in the field related to the stormwater system.
- Meeting held to continue discussion of possibly merging the GIS and IT departments into one department.
- A variety of maps: street atlas book updated; street closures, cemeteries.
- Created a Survey 123 app for report street light outage for the Electric dept.
- Applied with NCSU for GIS graduate student help with the Engineering Dep to look at updated the GIS data and how it is used in the field. Creating topology and networking the system.
- Met with Craven Co GIS to look at ways to better share data and created a list of data as a start. Will be using the HUB site to give them and others internal access for better data sharing.

MPO:

- Staff attended:
 - FHWA Webinar on Performance Based Planning – 7/1
 - Accounting review meeting with Finance Dept – 7/9
 - NCAMPO Update meeting – 7/16
 - NC Vision Zero webinar – 7/22
- Multiple discussions with NCDOT representatives regarding budget and project assessment
- Worked on identifying areas where Hospital Wayfinding signs are needed
- Completed Q4 accounting documents
- Continued discussions with MPO planning partners and NCDOT
- Continued efforts with website and social media updates.

Zoning:

- Presented the following items for the July Planning and Zoning Board Meeting:
 - Bayberry Park, Phase 3
 - Derby Park, Phase 3
 - Redivision of Plat H-1A, Parcel #4 (The Hudson multifamily future site)
- Presented the following items for the July Board of Adjustment Meeting:
 - Consideration of a Special Use Permit request for an art studio located at 2105 Country Club Drive.
- Conducted field collection of Illegal signs placed in ROW's on MLK Jr. Boulevard corridor and Neuse Boulevard.
- Conducted field investigations related to zoning violation complaints.
- Fielding zoning-related phone calls and email requests
- Processing sign permit applications

HPC:

- Design Review Meeting held on June 7, 2021, for the following projects:
 - 221 E. Front St. – Future rehabilitation project

Development Services

- 300 Pollock St. (City Hall) – Elevator and stairway addition
- 211 Pollock St. – New front terrace
- 221 S. Front St. (Harvey Mansion) – New chimneys, balconies
- 508 Middle St. – New front walkway handrails
- 809 E. Front St. – New infill house
- 302 Broad St. (Courthouse) – info on repainting project
- Regular Meeting held on July 21, 2021, for the following projects:
 - 211 Pollock St. – New front terrace
 - 221 S. Front St. (Harvey Mansion) – New chimneys, balconies
 - 809 E. Front St. – New infill house
- Board Discussion Actions and Discussion Items:
 - 309 New St. – replacement playground
 - 509 Broad St. – front ramp handrail redesign

Finance

Cash on Hand :

Fund	As of 6/30/2018	As of 6/30/2019	As of 6/30/2020	As of 6/30/2021	As of 7/31/2021 *Estimate*
Water Fund Cash on Hand	\$ 6,424,708	\$ 7,316,831	\$ 8,316,009	\$ 10,102,192	\$ 10,521,191
Water (Days)	381	255	287	347	347
Sewer Fund Cash on Hand	\$ 4,214,328	\$ 4,460,409	\$ 5,096,367	\$ 5,951,020	\$ 6,291,515
Sewer (Days)	192	135	153	174	174
Electric Fund Cash on Hand	\$ 18,144,700	\$ 19,930,718	\$ 18,891,493	\$ 20,823,440	\$ 24,517,104
Electric (Days)	151	132	124	138	162
General Fund Cash on Hand	\$ 14,236,881	\$ 18,024,570	\$ 15,260,906	\$ 20,220,921	\$ 16,919,669
General Fund Balance %	39.50%	48.00%	55.51%	59.85%	40.22%

General Fund Cash on Hand net of Hurricane Funds:

Fund	As of 6/30/2018	As of 6/30/2019	As of 6/30/2020	As of 6/30/2021	As of 7/31/2021 *Estimate*
General Fund Cash on Hand	\$ 14,236,881	\$ 18,024,570	\$ 15,260,906	\$ 22,100,070	\$ 16,919,669
Florence Fund Cash on Hand	\$ -	\$ (11,578,971)	\$ (5,099,694)	\$ (4,881,201)	\$ (5,765,755)
Dorian Fund Cash on Hand	\$ -	\$ -	\$ (1,457,187)	\$ (424,424)	\$ (424,424)
Isaias Fund Cash on Hand	\$ -	\$ -	\$ -	\$ (386,919)	\$ (51,860)
Net General Fund Cash on Hand	\$ 14,236,881	\$ 6,445,599	\$ 8,704,025	\$ 16,407,527	\$ 10,677,630
Net General Fund Balance %	39.50%	17.00%	30.39%	32.76%	25.38%

*The actual fund balance and Days Cash on Hand for each fiscal year are determined after the completion of the Comprehensive Annual Financial Report. The amounts above are estimates based on current financial information.

Significant Issues:

Fire

Fire Suppression:

Incidents	2020 Total	2021 YTD	Last Month	Current Month
Number of Incidents	1,956	1,074	141	143
90% Response Time to Incidents	9 minutes 49 seconds	8 minutes 49 seconds	8 minutes 35 seconds	8 minutes 23 seconds
Endangered Property Value	\$292,177,530	\$192,970,187	\$786,500	\$1,745,000
Property Losses Due to Fire	\$4,265,125	\$793,362	\$246,050	\$250,000
Percentage of Saved Property Value	98.54%	99.59%	68.72%	85.67%
Overlapping Incidents	238	N/A*	N/A*	N/A*

* Not available due to new software current reporting limitations.

Fire Prevention:

Prevention Statistics	2020 Total	2021 YTD	Last Month	Current Month
Fire Investigations	54	26	5	1
Fire Inspections	2,120	1,216	144	206
Permits Issued	87	73	21	2
Child-Passenger Seat Checks	43	57	5	9
People Educated Through Public Fire & Life-Safety Programs	2,189	308	79	71
Smoke Alarms Installed	196	128	11	7

Narcan:

Statistics	2020 Total	2021 YTD	Last Month	Current Month
Overdose Calls Responded To	146	87	16	15
Instances Narcan Administered	11	4	0	0

Significant Issues:

- Received accreditation from Center for Public Safety Excellence
- Promoted Fire Engineer Jack Parker to Fire Captain
- Participated in the "United Badges Blood Drive" campaign with the American Red Cross

Human Resources

City-Wide Vacancies:

Department	Budgeted Positions	Separations During the Month	Positions Filled By External Candidates During the Month	Current Vacancies	Turnover FY20/21	Turnover FY21/22
Administration	12	0	0	2	1	0
Development Services	20	1	0	3	0	1
Finance	24	5	0	5	1	5
Fire	75	0	0	2	0	0
Human Resources	5	0	0	0	0	0
Parks & Recreation	30	0	0	2	0	0
Police	120.5	1	2	8	2	1
Public Utilities	77	0	0	9	1	0
Public Works	51	2	0	8	0	2
Water Resources	81	3	1	11	2	3
Totals:	495.5*	12	3	50**	7	12

**Includes regular and 2 grant-funded positions approved for the fiscal year; does not include seasonal positions. Includes 10 funded positions approved by Board of Aldermen at the July 27, 2021 meeting (6-Public Utilities, 3-Water Resources and 1- Public Works).*

***Current vacancies due to separations from employment, promotions, demotions and transfers.*

Safety News:

Workers' Compensation	2021	2022
Current Month's Claims	1 OSHA Recordable 0 Lost Time 0 Non-Recordable 0 Denied	2 OSHA Recordable 0 Lost Time 1 Non-Recordable 0 Denied
Year-to-Date Claims	1 Recordable 0 Non-Recordable	2 Recordable 1 Non-Recordable
Current Month Costs	\$24,242.45	\$27,053.57
Year-to-Date Costs	\$24,242.45	\$27,053.57

Other:

None

Parks and Recreation

Significant Issues:

Aquatic Center	July	Year to Date
Admission Revenues	\$23,244.75	\$43,668.00
Concessions Revenues	\$6,609.00	\$13,220.75
Swim Lessons Revenues	\$4,640.00	\$7,340.00
Pool Party Revenues	\$1,950.00	\$3,700.00
Total Revenues	\$36,443.75	\$67,928.75
Daily Admissions	6,015	11,378

Events - The annual 4th of July celebration was held on Sunday, July 4th. Approximately 4,500 were in attendance at Lawson Creek Park for the concert featuring Jan Michael Fields Band and fireworks. On July 16th the *Footloose on the Neuse Summer Concert Series* returned featuring On the Boarder - The Ultimate Eagles tribute band. The estimated attendance 2,500. The July 23rd concert, featuring the Joe Brown Band, had an estimated attendance of 800.

Martin Marietta Park Project- Landscaping, including trees and shrubs, was installed at the entrance to the park. A new parking lot was installed adjacent to the entrance. Irrigation was installed around the new playground shelter and restroom area. Sod will be installed in August.

FEMA held a public input session as part of the Environment Assessment project for Stanley White Recreation Center. The purpose of the meeting was to discuss the steps of the Environmental Assessment and give the public an opportunity for any public input. The Environment Assessment was made available to the public as part of the 30-day public input process. The assessment was available online as well as at City Hall, the library, and the Omega Center.

The Stanley White Recreation Center Advisory Committee did not meet in July. The group will convene when we hear more on the outcome of the Environmental Assessment, which has been submitted to FEMA and is under review.

Police

Crime:

Incidents & Arrests	Jul Total	2018 Total	2019 Total	2020 Total	2021 YTD
NIBRS* Group A Incidents	189	2,534	2,644	2,530	1,309
NIBRS* Group B Incidents (Arrests)	66	900	736	589	429
Adult Arrests	120	1,698	1,477	1,256	776
Juvenile Arrests	1	9	3	2	1
Total Arrests	121	1,707	1,480	1,258	777
Police Calls for Service	4210	45,246	45,402	41,846	25,640
Business Alarms Dispatched	136	2,157	1,981	1,635	937
Residential Alarms Dispatched	53	755	645	497	289
Alarm Calls (PD Dispatched)	189	2,912	2,626	2,132	1,226

*NIBRS = National Incident-Based Reporting System

Monthly and year-to-date totals are subject to change due to reports being submitted/merged after the month for which they were reported and to account for corrections/changes to the original classifications.

Index Crime Report	Jul Total	2018 Total	2019 Total	2020 Total	2021 YTD
Homicide	-	-	2	4	3
Rape	2	9	8	15	5
Robbery	2	30	25	23	11
Aggravated Assault	8	87	88	119	51
B&E – Residence	16	168	177	176	63
B&E – Business	3	37	49	30	21
Theft from Motor Vehicle	5	111	141	127	47
Larceny	59	782	841	706	357
Motor Vehicle Theft	3	36	25	34	18
Arson	-	3	7	1	1
Total	96	1,255	1,360	1,235	577

Criminal Investigations	Jul Total	2020 Total	2021 YTD
Cases Assigned	11	235	93
Cases Closed by Arrest	3	43	34
Cases Closed Leads Exhausted	1	18	10
Cases Closed Unfounded	1	25	12

2021 Cases of Note - Jul	
2021-21531	Armed robbery: Jones St. Victim was robbed at gunpoint while conducting an exchange of goods after an online sale. The victim later requested the case be closed and not investigated.

2021-19369	Sexual Assault: Reported rape at hospital but victim was uncooperative. Incident appears somewhat consensual during the act. Currently awaiting lab results.
2021-23467	Shots fired: E St. gun fire exchange between an in-motion vehicle and the residents of the house. Warrants obtained against the residents and occupants of the vehicle.
2021-22695	Homicide, decedent was shot and killed while in the parking lot of Hunters Landing. Interviews conducted and evidence collected. Investigation continues.
2021-22799	Green St Shooting: vehicle believed to be damaged by gunfire in retaliation to incident 2021-22695. Evidence collected and interviews are being conducted.
2021-24860	Pavie Ave stabbing: uncooperative victim was stabbed at a party after engaging in an argument with unknown persons. All individuals located on scene were uncooperative. Waiting for victim to recover from incident before conducting final interview.

Crime Analysis		
	Jul 2021	2021 YTD
Top 5 Calls for Service & Number of Incidents	1) Traffic Stop – 743 2) Security Check Residential -508 3) Security Check Business– 347 4) Directed Patrols – 202 5) Follow Up – 157	1) Traffic Stop – 3,567 2) Security Check Business – 2,885 3) Security Check Residential – 2,227 4) Follow Up – 1,224 5) Directed Patrols – 1,050
Top 5 Calls for Service for Current Month by Location* and Number of Incidents	1) 100 Hunters Landing (Security Checks)- 99 2) 1100 Clarks Rd, Magistrates Office (Commitment Papers)- 57 3) 3105 M L King Jr Blvd (Traffic Stops, Larceny)- 53 4) 1309 Country Club Rd (Park Gate, Security Checks)- 39 5) 1125 Walt Bellamy Dr (Security Checks)- 39	
Top 3 Group A Crime Locations for Current Month and Number of Incidents	1) 3105 M L Jr Blvd, Walmart (Larceny, Trespassing)- 8 2) 1901 Hartford Ave, (Drug Activity, Larceny)- 4 3) 1400 Lowes Blvd, Lowes (Larceny)- 4	

**Excludes officer self-initiated activities and calls at the Police Department that do not divert agency resources.*

Personnel:

Extra Duty Hours						
Jul	2016	2017	2018	2019	2020	2021 YTD
127.25	3,299.00	4,076.75	4,525.01	4,392.75	995.50	464.75

City sponsored events/assignments are considered overtime assignments and are not included in extra duty reporting.

Overtime (2021)	Jul Total	2018 Total	2019 Total	2020 Total	2021 YTD
Office of the Chief	\$252.52	\$200.97	\$180.55	\$62.84	\$1,211.73
Operations Division	\$13,595.40	\$266,946.37	\$151,599.12	\$118,609.28	\$60,037.83
Services Division	\$8,599.16	\$152,064.54	\$136,802.31	\$89,971.82	\$48,651.24
Investigations Division	\$4,811.42	\$75,893.65	\$42,992.18	\$19,358.26	\$13,482.05
TOTAL	\$27,258.50	\$495,422.53	\$331,574.16	\$228,013.20	\$123,382.85

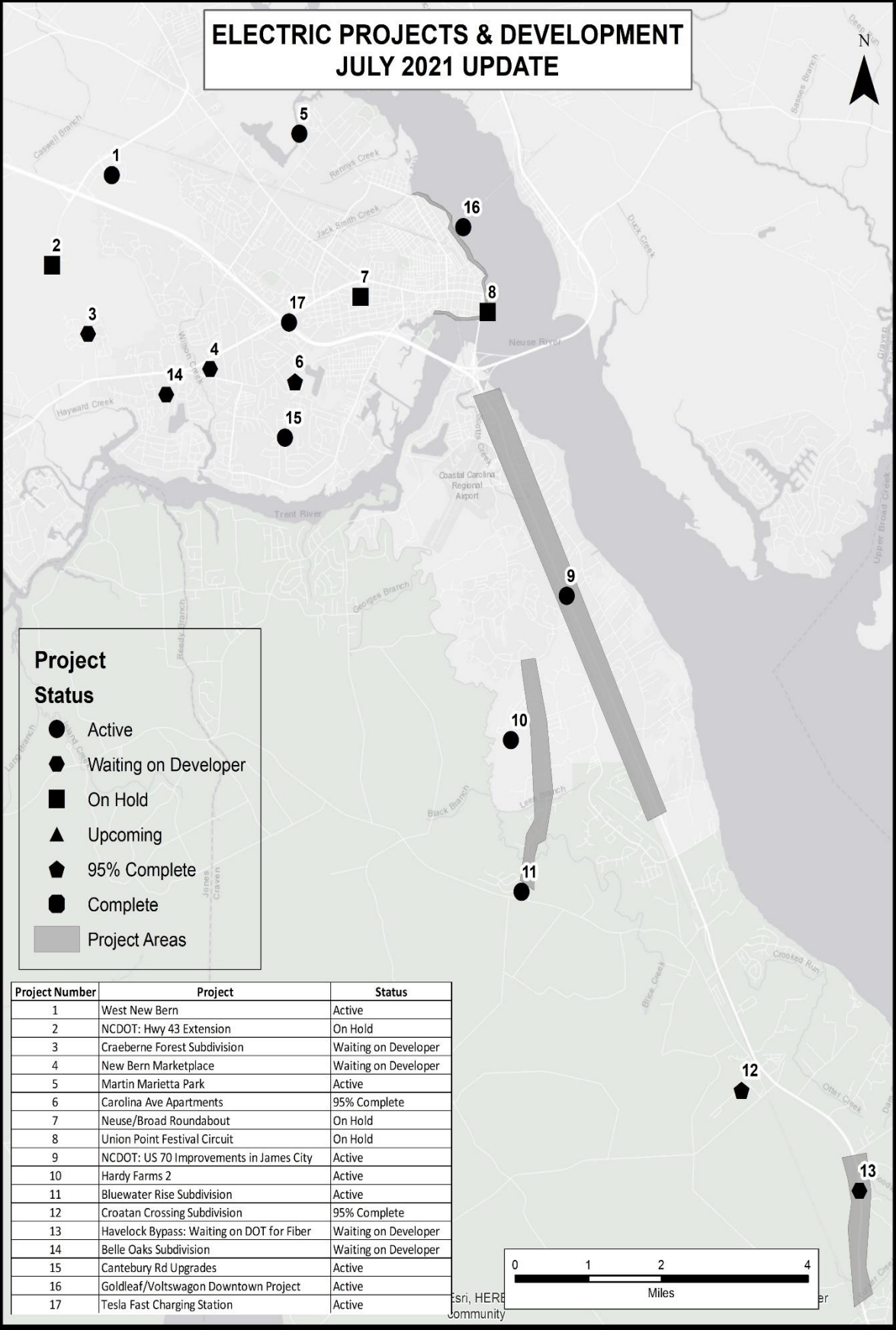
Significant Issues (not noted above):

Public Utilities

- High-Profile Projects: Eleven high profile projects have been identified for electric utilities. A location map is attached to assist with visualizing the project locations. There are also five high profile water and sewer projects currently underway. An updated summary is included.
- System Reliability: A total of 45 interruptions were recorded on the electric system during the month of July. This impacted a total of 797 customers. As a result, customers experienced an average of 0.0352 interruptions and were restored in an average of 3.516 minutes. Additional details are provided in the table of “Electric System Outages and Reliability Statistics”.
- Safety: Monthly safety meetings continue. Continue to mitigate the spread of COVID.
- Electric and Water Sales: Graphical trends of revenue and expenses are Included.
- Employee Recognitions –

Michael Caswell is being recognized for all his hard work with keeping up with locates and getting orders wrote up in a timely manner. He works very well with locators, crews and customers. Keep up the good work!

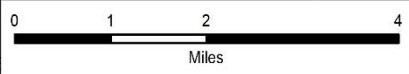
ELECTRIC PROJECTS & DEVELOPMENT JULY 2021 UPDATE



Project Status

- Active
- ⬠ Waiting on Developer
- On Hold
- ▲ Upcoming
- ⬠ 95% Complete
- Complete
- Project Areas

Project Number	Project	Status
1	West New Bern	Active
2	NCDOT: Hwy 43 Extension	On Hold
3	Craeberne Forest Subdivision	Waiting on Developer
4	New Bern Marketplace	Waiting on Developer
5	Martin Marietta Park	Active
6	Carolina Ave Apartments	95% Complete
7	Neuse/Broad Roundabout	On Hold
8	Union Point Festival Circuit	On Hold
9	NCDOT: US 70 Improvements in James City	Active
10	Hardy Farms 2	Active
11	Bluewater Rise Subdivision	Active
12	Croatan Crossing Subdivision	95% Complete
13	Havelock Bypass: Waiting on DOT for Fiber	Waiting on Developer
14	Belle Oaks Subdivision	Waiting on Developer
15	Cantebury Rd Upgrades	Active
16	Goldleaf/Voltswagon Downtown Project	Active
17	Tesla Fast Charging Station	Active



Public Utilities

- **Advanced Metering Infrastructure Project** - This project involves installing a network of electric and water meters. We are currently reading 15,083 water meters and 24,264 electric meters, of which 11,537 are disconnect meters. There have been 6,689 two-way load management switches installed.

JULY 2021

Utility	Active Cust.	Never AMI Cust.	Active AMI Cust.	% Complete
Electric	23,035	36*	23,518	99.999
Water	18,353	~ 2,570	~ 13,729	~ 95.565
Installed Gateways		42		
Installed Relays		86		
LM Customers		4,229		
Total Switches		6,689		
Controlled Devices				
Air Conditioner	Electric Furnace	Heat Strips	Water Heaters	
4,242	85	2,204	2,282	

**Electricities read meters*

Note: Water's 'Never AMI' estimate impacts the '% Complete'

- **Street Lighting** - This project involves the changing out of streetlights, area lights, and security and flood lights throughout the city. Annual budget amount has been spent. The effort will resume in the new budget year.
- **Vegetation Management** – Is ongoing throughout the service area.

High-Profile Electric Projects:

- **Bluewater Rise Subdivision.** *New underground residential subdivision.* Construction is following the pace of the developer.
- **Croatan Crossing Subdivision.** Construction is following the pace of the developer. This project is 98% complete.
- **NCDOT.** *This consist of various NCDOT projects.*
 - NC Hwy 43 Extension – On hold by NCDOT.
 - Neuse Boulevard Roundabout – On hold by NCDOT.
 - US Hwy 70 – James City – Engineering, Design and Construction
 - US Hwy 70 – James City – Fiber – Engineering/Permitting
 - Havelock Bypass – Engineering, Design and Construction
 - Havelock Bypass Fiber – Awaiting additional information
 - Thurman Road to Havelock bypass – NCDOT hold.
 - Reimbursable dollars to date: \$690,273.29; collected to date \$690,273.29*

Public Utilities

- **Martin Marietta** – Following pace of developer.
- **Golden LEAF Grant** – Raise or relocate electrical infrastructure. Construction activities.
- **Carolina Avenue Apartments** – Construction activities follow pace of developer.
- **West New Bern** – Electric line extension in progress and following pace of developer.
- **Volkswagon DEQ Grant** – Electric vehicle chargers. Grant administration. Construction activities/rate development. Make ready work complete.
- **Canterbury Road** – Overhead to underground conversion 60% complete.
- **Hospital Expansion** – Awaiting further information, relocate service entrance, retire generator.
- **Schlaadt Plastic Plant Expansion** – Awaiting additional information.

High-Profile Water Resources Projects:

- **Township No. 7 Sewer Improvements – Phase III.** *Sewer system infrastructure improvements for increasing transmission capacity.* Due to the pump station's proposed location in the historic district and on State property, several additional approvals will have to be obtained prior to being able to move forward with construction. The easement for the pump station site is in processing within the State Property Office and the final plans have been submitted to other various state agencies for permitting.
- **West New Bern Water System Improvements** – *Water system infrastructure improvements between the Highways 17 and 55 corridors increasing available domestic and fire flow supplies.* The NCDOT has postponed the proposed work on extending Highway 43, which will impact the southern tie-in for this project. At this point, we plan to continue moving forward with the water project and will make the necessary modifications to the project to complete the southern tie-in, without the highway improvements in place.
- **Racetrack Road Sewer Lift Station Rehabilitation Project** – *Rehabilitation of the existing sewer pump station No. 29 that services a small area of Racetrack Road, near the railroad crossing.* All of the necessary permits for this project have been received and the necessary pump station components have been delivered. The contractor for the project has been delayed due to delivery of the wet well and valve vault components. They are hoping to receive materials at some point September, at which point the construction can begin.
- **FY22 Water & Sewer Improvements** – *Rehabilitation of existing water and sewer infrastructure in various locations throughout City, in advance of the FY22 paving project.* Water Resources staff have worked with Public Works to determine the areas in the FY22 paving program that will need water and sewer infrastructure replaced prior to paving. Engineering staff is currently working to complete the construction plans for the rehabilitation work in these areas, which include High Street, Washington Avenue, Windy Trail and Brier Hill Road.

Public Utilities

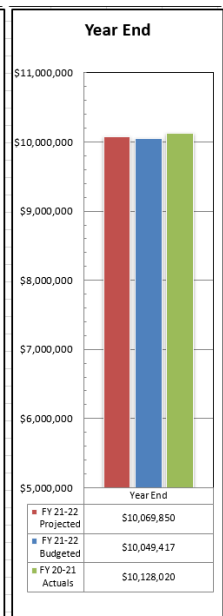
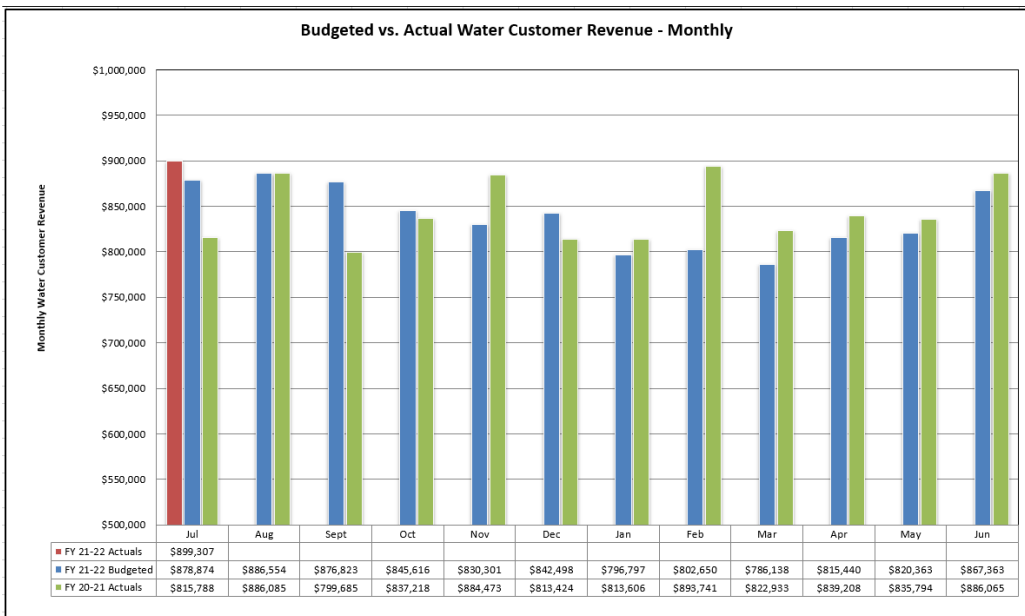
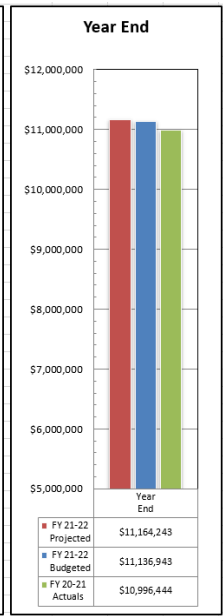
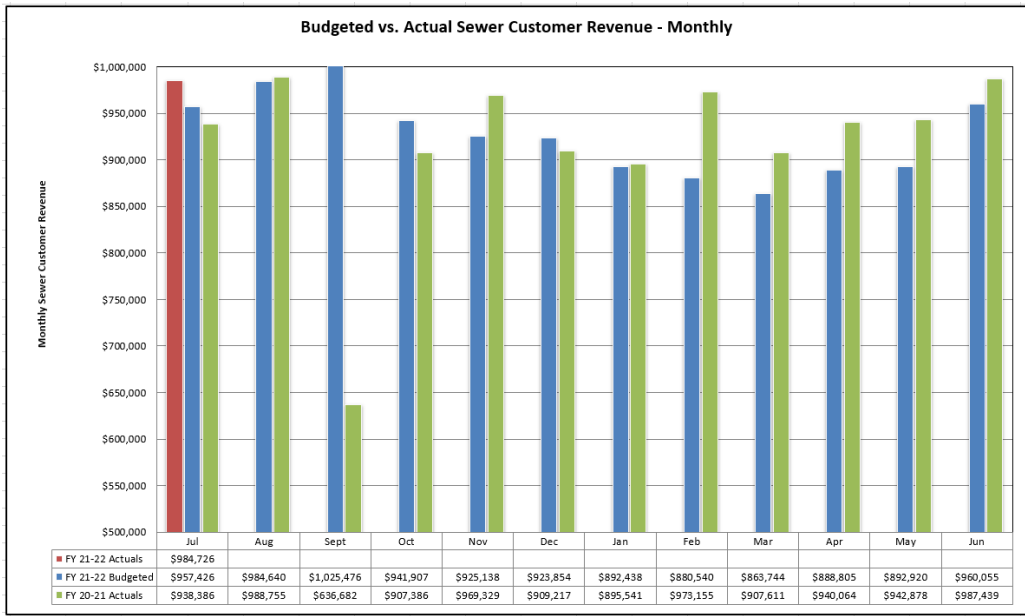
High-Profile Water Resources Projects:

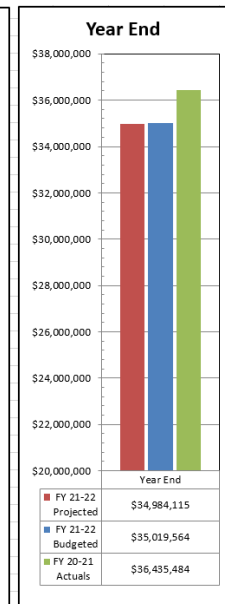
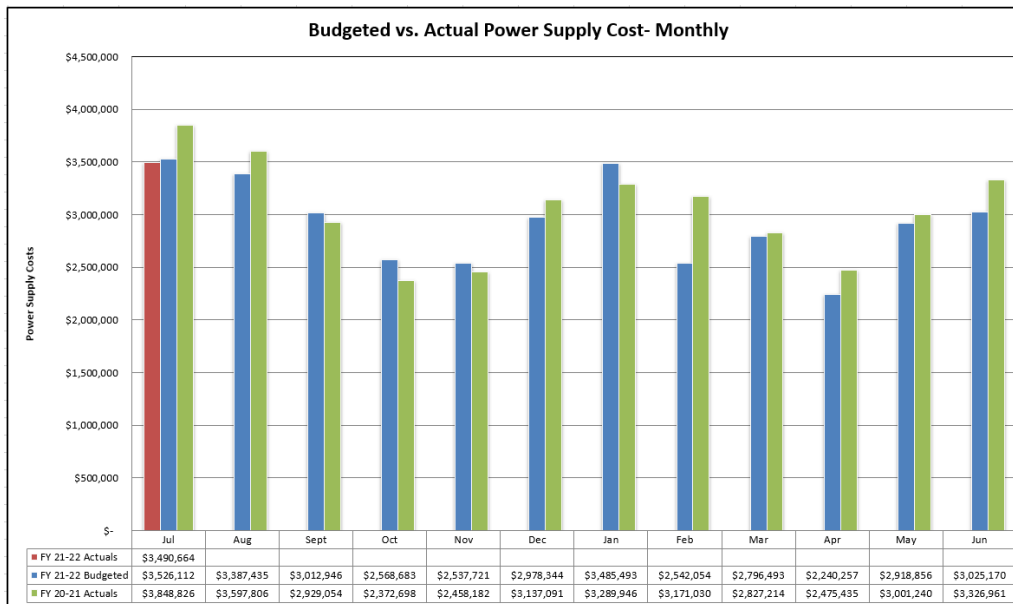
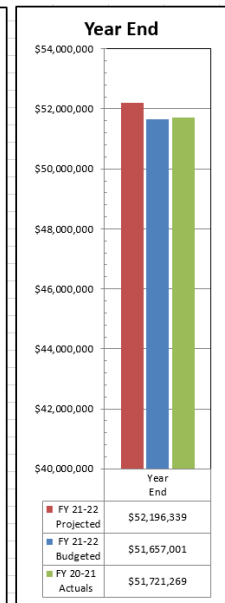
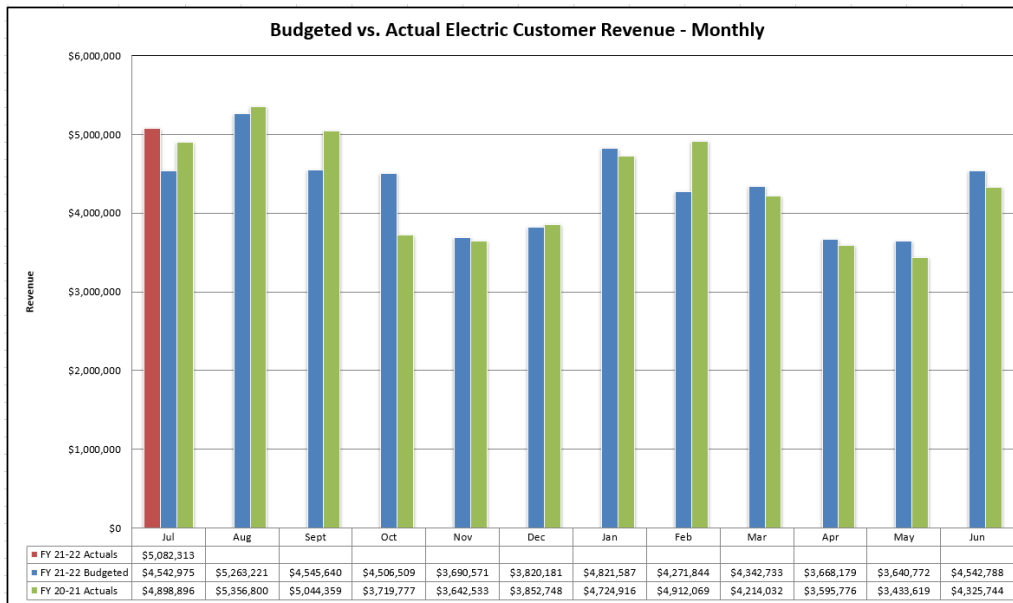
- **Township No. 7 Sewer Improvements – Phase III**. *Sewer system infrastructure improvements for increasing transmission capacity.* Due to the pump station’s proposed location in the historic district and on State property, several additional approvals will have to be obtained prior to being able to move forward with construction. The easement for the pump station site is in processing within the State Property Office and the final plans have been submitted to other various state agencies for permitting.
- **West New Bern Water System Improvements** – *Water system infrastructure improvements between the Highways 17 and 55 corridors increasing available domestic and fire flow supplies.* The NCDOT has postponed the proposed work on extending Highway 43, which will impact the southern tie-in for this project. At this point, we plan to continue moving forward with the water project and will make the necessary modifications to the project to complete the southern tie-in, without the highway improvements in place.
- **Racetrack Road Sewer Lift Station Rehabilitation Project** – *Rehabilitation of the existing sewer pump station No. 29 that services a small area of Racetrack Road, near the railroad crossing.* All of the necessary permits for this project have been received and the necessary pump station components have been delivered. The contractor for the project has been delayed due to delivery of the wet well and valve vault components. They are hoping to receive materials at some point September, at which point the construction can begin.
- **FY22 Water & Sewer Improvements** – *Rehabilitation of existing water and sewer infrastructure in various locations throughout City, in advance of the FY22 paving project.* Water Resources staff have worked with Public Works to determine the areas in the FY22 paving program that will need water and sewer infrastructure replaced prior to paving. Engineering staff is currently working to complete the construction plans for the rehabilitation work in these areas, which include High Street, Washington Avenue, Windy Trail and Brier Hill Road.

Public Utilities

Electric System Outages and Reliability Statistics			
<i>*Adjusted for APPA Event Threshold</i>			
	July 2021	2021 YTD	
# of Interruptions	45	186	
# of Customers out	797	2,681	
Customers Minutes Out	79,560	243,049	
July 1, 2021 to July 31, 2021			
SAIDI (Minutes)	SAIFI (# of Interruptions)	CAIDI (Minutes)	ASIAI (Percent)
3.516	0.0352	99.824	99.9918%
July 1, 2020 to July 31, 2021			
SAIDI (Minutes)	SAIFI (# of Interruptions)	CAIDI (Minutes)	ASIAI (Percent)
24.864	0.393	63.264	99.956%
July 1, 2019 to July 31, 2020			
SAIDI (Minutes)	SAIFI (# of Interruptions)	CAIDI (Minutes)	ASIAI (Percent)
22.139	0.29	76.44	99.9961%

Outages		
Scheduled/Unscheduled	Cause	Total Outages
Unscheduled	Squirrel/Snake/Bird	6
Unscheduled	Equipment Worn Out	2
Unscheduled	Storm	1
Unscheduled	Vine	2
Unscheduled	Vehicle Accident	0
Unscheduled	Tree	0
Unscheduled	Equipment Damage	1
Scheduled	Repairs	3
Unscheduled	Wind	1
Unscheduled	Unknown/Other	25
Unscheduled	Manufacturing Defect	0
Unscheduled	Contact with Foreign Object	0
Unscheduled	Human	1
Unscheduled	Lightning	0
Unscheduled	Failure of Greater Transmission	0
Unscheduled	Equipment Replacement	2
Unscheduled	Non Utility Fire	1
Total		45





Public Works

Leaf and Limb:

Service Provided (Tons)	FY19-20 YTD	FY20-21 YTD	FY21-22 YTD	July 2021
White Goods Collected	63.00	49.50	0	0
Brown Goods Collected	4,151.40	4,177.80	257.40	257.40
Yard Waste Received	15,531.57	13,623.34	928.60	928.60
Mulch Dispersed	2,894.85	450.05	10.13	10.13

City Garage:

Costs	FY19-20 YTD	FY20-21 YTD	FY21-22 YTD	July 2021
Services Provided by City Garage:				
Vehicles Serviced	3,090	2,728	235	235
Total Labor Cost	\$119,392.63	\$118,978.38	\$12,054.00	\$12,054.00
Total Parts Cost	\$218,398.58	\$222,112.11	\$22,408.08	\$22,408.08
Total Cost (Parts + Labor)	\$337,791.21	\$341,090.50	\$34,462.08	\$34,462.08
Services Provided by Contract:				
Vehicles Serviced	542	403	20	20
Total Labor Cost	\$126,420.89	\$105,911.46	\$ 6,580.83	\$ 6,580.83
Total Parts Cost	\$168,023.32	\$149,450.03	\$ 9,414.00	\$ 9,414.00
Total Cost (Parts + Labor)	\$294,444.21	\$255,361.49	\$15,994.83	\$15,994.83
Total Services Provided (City Garage & Contract):				
Vehicles Serviced	3,632	3,129	255	255
Total Labor Cost	\$268,422.38	\$224,889.84	\$18,634.83	\$18,634.83
Total Parts Cost	\$363,813.04	\$371,562.14	\$31,822.08	\$31,822.08
Total Cost (Parts + Labor)	\$632,235.42	\$596,451.98	\$50,456.91	\$50,456.91

Cost by Department	FY19-20 YTD	FY20-21 YTD	FY21-22 YTD	July 2021
Public Utilities (Electric)	\$ 73,116.32	\$ 75,734.54	\$ 7,785.35	\$ 7,785.35
Public Utilities (W&S)	\$106,776.47	\$139,000.69	\$ 7,570.53	\$ 7,570.53
Police	\$110,281.92	\$107,363.21	\$13,116.77	\$13,116.77
Recreation & Parks	\$ 39,637.59	\$ 23,305.33	\$ 1,785.78	\$ 1,785.78
Finance	\$ 19,417.26	\$ 17,342.25	\$ 1,811.79	\$ 1,811.79
Public Works	\$206,565.04	\$155,557.33	\$13,877.97	\$13,877.97
Fire / Rescue	\$ 72,295.39	\$ 72,368.27	\$ 4,297.64	\$ 4,297.64
Human Resources	\$ 665.96	\$ 1,512.06	\$ 68.84	\$ 68.84
Development Services	\$ 3,479.48	\$ 4,268.27	\$ 142.25	\$ 142.25

Significant Issues: Corrected Leaf & Limb Brown Goods / Yard Waste totals for FY20-21 (September 2020 - June 2021) due to spreadsheet calculation errors per Solid Waste Superintendent.

Attendance for Board Appointees

Board of Adjustment			
Appointee	Current Month Attendance*	Meetings Missed in 2021 To Date	Appointed By
Richard Parsons	P	1	Ward 1
Peter Dillon	P	0	Ward 3
Jim Morrison	P	0	Ward 5
John Riggs	P	0	Ward 6
Kenneth "Kip" Peregoy	A	1	Mayor Outlaw
Barbara Sampson	P	0	Ward 5
Jonathan Foster (Alternate)	A	1	Ward 4
Ross Beebe (Alternate)	A	1	Ward 3

Community Development Advisory Committee			
Appointee	Current Month Attendance*	Meetings Missed in 2021 To Date	Appointed By
Corinne Corr	N/A	0	Ward 1
Carol Williams	N/A	1	Ward 2
Marshall Williams	N/A	0	Ward 3
Vernon Guion	N/A	1	Ward 4
Vacant	N/A	2	Ward 5
Lindsay Best	N/A	0	Ward 6

Meetings are held quarterly. A meeting was not held in July.

Craven County Tourism Development Authority			
Appointee	Current Month Attendance	Meetings Missed in 2021 To Date	Appointed By
Jefferey Odham	P	0	BOA

Dangerous Dog Board			
Appointee	Current Month Attendance	Meetings Missed in 2021 To Date	Appointed By
Dona Baker	N/A	0	BOA
Dr. Steve Stelma	N/A	0	BOA
Vacant	N/A	0	BOA

*Meetings are only held as needed.

Attendance for Board Appointees

Eastern Carolina Council of Government			
Appointee	Current Month* Attendance	Meetings Missed in 2021 To Date	Appointed By
Sabrina Bengel	P	0	Aster

*Attendance is only *required* at January and June meetings.

Friends of New Bern Firemen’s Museum, Inc. Board of Directors			
Appointee	Current Month Attendance*	Meetings Missed in 2021 To Date	Appointed By
George Halyak	P	1	Ward 1
Mike Markham	P	0	Ward 2
David Finn	P	0	Ward 3
Betty Blythe	P	1	Ward 4
Henry Watson	P	0	Ward 5
Carol Zink	A	4	Ward 6
Gary Lingman	P	4	Mayor
William Frederick	P	1	Best
David Pickens	P	1	Odham
Ex-officio Bobby Aster	A	3	Odham

Historic Preservation Commission			
Appointee	Current Month Attendance	Meetings Missed in 2021 To Date	Appointed By
Tripp Eure	P	1	Mayor
Ellen Sheriden	A	4	Ward 1
Dr. Ruth Cox	P	0	Ward 2
Jim Bisbee	P	2	Ward 3
Christian Evans	P	0	Ward 4
Annette Stone	P	0	Ward 5
George Brake	A	1	Ward 6
Peggy Broadway	P	0	Harris
Joe Klotz	P	0	Odham

Attendance for Board Appointees

Housing Authority of the City of New Bern			
Appointee	Current Month Attendance	Meetings Missed in 2021 To Date	Appointed By
Vacant	N/A	N/A	Mayor
Pete Monte	P	0	Mayor
Chris Ormond	A	2	Mayor
Molichia Hardy	P	0	HA Residents
Ronald Scott	P	0	Mayor
Janelle Reddick	P	0	Mayor
Denise Harris-Powell	P	1	Mayor

New Bern Area Metropolitan Planning Organization – Transportation Advisory Committee			
Appointee	Current Month Attendance*	Meetings Missed in 2021 To Date	Appointed By
Jeffrey Odham	N/A	0	Mitchell
Johnnie Ray Kinsey (Alternate)*	N/A	0	White

*Alternate only *required* when regular appointee is not attendance. A meeting was not held in July.

New Bern-Craven County Public Library Board of Trustees			
Appointee	Current Month Attendance*	Meetings Missed in 2021 To Date	Appointed By
Carol Becton	N/A	2	Odham
Sam Carter	N/A	0	Bengel
Bo Wernersbach	N/A	1	Bengel
Shelley Maloy	N/A	0	Bengel
Sabrina Bengel	N/A	0	Aster

*Meetings are held alternate months (February, April, June, August, October and December).

Attendance for Board Appointees

Planning & Zoning Board			
Appointee	Current Month Attendance	Meetings Missed in 2021 To Date	Appointed By
Anne Schout	P	1	Mayor
Travis Oakley	P	1	Ward 1
Margie Dunn	P	2	Ward 2
Gasper Sonny Aluzzo	P	0	Ward 3
Raymond Layton	P	1	Ward 4
Marcus Simmons	A	5	Ward 5
Pat Dougherty	P	1	Ward 6

Police Civil Service Board			
Appointee	Current Month Attendance*	Meetings Missed in 2021 To Date	Appointed By
Amy James	N/A	0	Best
Isaiah Daniels	N/A	0	Aster
Karen May	N/A	0	Kinsey
Kevin Rock	N/A	0	Odham
Lesley Hunter	N/A	0	Bengel

*Meetings are only held on an as-needed basis for appeals of disciplinary actions.

Redevelopment Commission			
Appointee	Current Month Attendance	Meetings Missed in 2021 To Date	Appointed By
Maria Cho	P	0	Gov. Bd. As Whole
Kip Peregoy	P	0	Gov. Bd. as Whole
Beth Walker	P	0	Gov. Bd. as Whole
Julian (Jay) Tripp	P	1	Gov. Bd. as Whole
Leander "Robbie" Morgan, Jr.	A	3	Gov. Bd. as Whole
Steve Strickland	P	0	Gov. Bd. as Whole
John Young	P	2	Gov. Bd. as Whole
Tabari Wallace	P	5	Gov. Bd. as Whole
Theresa Lee	P	1	Gov. Bd. as Whole

NOTE: At-large appointments reflect the name of the Governing Board member who made the appointment. All other appointments are specific to the Mayor or a Ward and are noted as such.

Attendance for Board Appointees

Stanley White Recreation Center Advisory Committee			
Appointee	Current Month Attendance*	Meetings Missed in 2021 To Date	Appointed By
Leander Morgan, Jr.	N/A	1	Gov. Bd. As Whole
Talina Massey	N/A	0	Gov. Bd. as Whole
Kurtis Stewart	N/A	0	Gov. Bd. as Whole
James Woods	N/A	0	Gov. Bd. as Whole
Bernard White	N/A	0	Gov. Bd. as Whole
Reginald Pender	N/A	0	Gov. Bd. as Whole
Elijah Brown	N/A	0	Gov. Bd. as Whole
Barbara Lee	N/A	0	Gov. Bd. as Whole

*A meeting was not held in July.