

NEW BERN



NORTH CAROLINA

*Everything comes together here*

# Departmental Monthly Reports

---

June 2021

# Table of Contents

---

Development Services .....	2
Finance .....	5
Fire .....	6
Human Resources .....	7
Parks & Recreation.....	8
Police.....	9
Public Utilities .....	11
Public Works .....	19
Attendance for Board Appointees .....	20

## Development Services

### **Inspections:**

Overview	2020 YTD	2021 YTD	May 2021	June 2021
Commercial Permits – New Construction	95	45	7	3
Residential Permits – New Single Family	180	265	54	28
Residential Permits – Additions/Remodels	238	151	30	33
Mobile Homes	9	7	2	2
Signs	34	19	8	1
Certificates of Occupancy – Residential	172	120	14	31
Certificates of Occupancy – Commercial	12	1	0	0
Total Permit Valuation	\$105,414,843	\$51,665,064	\$9,421,717	\$6,791,919

### **Community and Economic Development:**

#### **Volt Center/City Market:**

- For FY2021 the Volt Center has 1,427 students registered for courses and 844 have completed classes thus far. There are 251 future students registered for courses in FY2022.

#### **Economic and Community Development:**

- Staff conducted a monitoring visit with Catholic Charities, a nonprofit organization receiving CDBG-CV funding for the Emergency Rent and Utility Assistance program.
- Staff hosted a conference call with MERCI clinic to discuss partnership for the Community Health Assessment by the Redevelopment Commission
- Staff worked with MERCI Clinic and the Boys and Girls Club of New Bern to receive responses for the Duffyfield Health Assessment, administered by the Redevelopment Commission and North Carolina Central University.
- Staff worked with Urban Design Ventures on the environmental review process for the rehabilitation of the home relocation from 602 Gaston Boulevard to 911 Eubanks Street.
- Staff attended the health subcommittee meeting for the Redevelopment Commission, to discuss strategies to administer the community health assessment that is being conducted in partnership with North Carolina Central University.
- Staff met with Public Works to discuss the ongoing 2020 Bus Shelter Project, we are currently exploring options to complete the project, as the lowest bid came in higher than anticipated.

## Development Services

---

- Staff submitted the Façade Grant reimbursement request from Habitat for Humanity approval, the grant request totaled \$6,654 to replace fencing at the site.
- Staff received the clearance letter from the NC State Historic Preservation Office regarding the relocation of the home located at 602 Gaston Boulevard to 911 Eubanks Street.
- Staff continues working with Urban Design Ventures, a planning firm, discussing the upcoming Consolidated Annual Performance Evaluation Report (CAPER) due to HUD in September.

### **HMGP 407 Properties:**

- Corbett Clearing has completed the demolition, debris removal, grading and leveling along with grass seed and straw on the entire soil surface of all 3 properties.

### **GIS:**

- Completed work on MUNIS addresses for Tyler Tech. Adding and populating PID field to services layer for ease in accessing data for Munis and doing a site-by-site review for any errors and correcting the same.
- Attended the following meetings/workshops/seminars:
  - Local Government Committee: Had great discussions and presentations from UNCW, NEMAC/Fernleaf, and NCCORR.
  - Hydro Working Group – look at a statewide networked hydro dataset.
  - Methods & Operations group – look at different data and tools – statewide for use in GIS.
  - HURREVAC Workshops to look at the software and online tools in preparation for hurricane season.
  - ESRI Emergency management demonstration.
- Updated a variety of data layers including city limits, wards, zoning, roads, addresses. Will see about creating a site to notify when any GIS data is updated, especially when the HUB Site is up and working.
- Continued work on resiliency and flood mitigation efforts along with Moffatt & Nichol. Looking at holding a public meeting and collecting LiDAR data for the Duffyfield creek area.
- Met with Police and Fire to look at some ideas for setting up a GIS Hub site for sharing GIS data and other similar data.
- Worked with Highland Mapping to update the software on the GIS Servers to get access to new tools and make the servers more secure.
- Met with consultants working on a Survey 123 app for Public Works and field collections for storm water.
- Converted field data for Fire Dept to be able to use online and mapped.
- Created a variety of maps for grants, meetings, Fire, Public Works, and Emergency prep. Created multiple adjacent property owner lists for City Planner.
- Did an analysis looking at the upcoming redistricting process for the Board of Aldermen work session with a follow-up request for atlas books with wards and more detailed information related to new construction.
- Updated the online development site to show all the new developments within the city limits.

### **MPO:**

- Staff attended:
  - Board of Aldermen meeting to discuss updating the City's bike/ped plan – 6/8
  - Surface Transportation Reauthorization Bill meeting – 6/11
  - NCAMPO Quarterly Meeting – 6/11
  - Impacts of COVID-19 on Walking and Bicycling in NC webinar – 6/15

## Development Services

---

- Website design consultation – 6/24
- Meeting with Airport staff to discuss future projects – 6/24
- Began preparing 4Q accounting documents.
- Continued discussions with MPO planning partners and NCDOT
- Continued efforts with website and social media updates

### Zoning:

- Distributed Development Review Commission Site Plans:
  - Highland Village
  - Brewery 99
  - Studio 7
- Prepared materials for July Planning and Zoning Board:
  - Bayberry Park, Phase 3
  - Derby Park, Phase 3
  - Redivision of Plat H-1A, Parcel #4 (The Hudson multifamily future site)
- Conducted field collection of Illegal signs placed in ROW's:
  - MLK Jr. Blvd corridor
  - Neuse Blvd
  - Trent Road
- Handled zoning-related phone calls and email requests.
- Conducted field investigations related to zoning violation complaints.
- Processed sign permit applications, and zoning letters.

### HPC:

- Design Review Meeting held on June 2, 2021, for the following projects:
  - 300 Pollock St. (City Hall) – Elevator and stairway addition in the Secondary AVC
  - 211 Pollock St. – New 2-level porch in the Primary AVC
  - 524 E. Front St. – New driveway gate in the Primary AVC
  - 509 Broad St. – New restoration doors in the Primary AVC
  - 531 Queen St. – New shed in Tertiary AVC
- Board Discussion Actions and Discussion Items:
  - 207-213 Middle St. (Bear Town Market Beer Garden) - fence
    - Demolition by Neglect Work Group – 221 E. Front St. - update; no HPC action, 104 Johnson St. – update; no HPC action
  - Guidelines Updates Committee – report
  - Historic Property Owners Support (HiP Owners Support) Committee – report
- Regular Meeting held on June 16, 2021, for the following projects:
  - 311 Bern St. – New window blinds, new 4-foot-high front fencing
  - 808 E. Front St. – Changes to CoA

### Board Discussion Actions and Discussion Items:

- PDBN Work Group membership – whether to allow a former HPC member to serve
- Work Group assignments – PDBN Work Group, HiP Owners Support Work Group
- Demolition by Neglect Work Group
  - 221 E. Front St. - update; no HPC action
  - 104 Johnson St. – update; no HPC action
  - 715 E. Front St. – update on this historic structure of concern by the HPC, no HPC action

## Finance

### Cash on Hand :

Fund	As of 6/30/2017	As of 6/30/2018	As of 6/30/2019	As of 6/30/2020	As of 6/30/2021 *Estimate*
Water Fund Cash on Hand	\$ 6,298,596	\$ 6,424,708	\$ 7,316,831	\$ 8,316,009	\$ 10,102,192
Water (Days)	340	381	255	287	347
Sewer Fund Cash on Hand	\$ 4,035,133	\$ 4,214,328	\$ 4,460,409	\$ 5,096,367	\$ 5,951,020
Sewer (Days)	275	192	135	153	174
Electric Fund Cash on Hand	\$ 11,039,354	\$ 18,144,700	\$ 19,930,718	\$ 18,891,493	\$ 20,823,440
Electric (Days)	126	151	132	124	138
General Fund Cash on Hand	\$ 14,885,387	\$ 14,236,881	\$ 18,024,570	\$ 15,260,906	\$ 20,220,921
General Fund Balance %	45.47%	39.50%	48.00%	55.51%	59.85%

Fund	As of 6/30/2017	As of 6/30/2018	As of 6/30/2019	As of 6/30/2020	As of 6/30/2021 *Estimate*
General Fund Cash on Hand	\$ 14,885,387	\$ 14,236,881	\$ 18,024,570	\$ 15,260,906	\$ 22,100,070
Florence Fund Cash on Hand	\$ -	\$ -	\$ (11,578,971)	\$ (5,099,694)	\$ (4,881,201)
Dorian Fund Cash on Hand	\$ -	\$ -	\$ -	\$ (1,457,187)	\$ (424,424)
Isaias Fund Cash on Hand	\$ -	\$ -	\$ -	\$ -	\$ (386,919)
Net General Fund Cash on Hand	\$ 14,885,387	\$ 14,236,881	\$ 6,445,599	\$ 8,704,025	\$ 16,407,527
Net General Fund Balance %	45.47%	39.50%	17.00%	30.39%	32.76%

### General Fund Cash on Hand net of Hurricane Funds:

\*The actual fund balance and Days Cash on Hand for each fiscal year are determined after the completion of the Comprehensive Annual Financial Report. The amounts above are estimates based on current financial information.

### Significant Issues:

None.

## Fire

### **Fire Suppression:**

Incidents	2020 Total	2021 YTD	Last Month	Current Month
Number of Incidents	1,956	931	179	141
90% Response Time to Incidents	9 minutes 49 seconds	8 minutes 51 seconds	7 minutes 22 seconds	8 minutes 35 seconds
Endangered Property Value	\$292,177,530	\$191,225,187	\$105,291,500	\$786,500
Property Losses Due to Fire	\$4,265,125	\$543,362	\$143,850	\$246,050
Percentage of Saved Property Value	98.54%	99.72%	99.86%	68.72%
Overlapping Incidents	238	N/A*	N/A*	N/A*

\* Not available due to new software current reporting limitations.

### **Fire Prevention:**

Prevention Statistics	2020 Total	2021 YTD	Last Month	Current Month
Fire Investigations	54	25	10	5
Fire Inspections	2,120	1,010	153	144
Permits Issued	87	71	31	21
Child-Passenger Seat Checks	43	48	5	5
People Educated Through Public Fire & Life-Safety Programs	2,189	237	22	79
Smoke Alarms Installed	196	121	28	11

### **Narcan:**

Statistics	2020 Total	2021 YTD	Last Month	Current Month
Overdose Calls Responded To	146	72	17	16
Instances Narcan Administered	11	4	1	0

### **Significant Issues:**

- Participated in "First Days of Summer with First Responders."
- Held retirement ceremony for five (5) firefighters.
- Participated in new hire and promotion recognition ceremony with Police Department
- Assisted Goldsboro Fire Department with Fire Chief selection process.
- Assisted the North Carolina Marine Patrol with rescue training.
- Held Fire Captain promotion process.

## Human Resources

### City-Wide Vacancies:

Department	Budgeted Positions	Separations During the Month	Positions Filled By External Candidates During the Month	Current Vacancies	Turnover FY19/20	Turnover FY20/21
Administration	11	0	0	1	0	2
Development Services	18	0	0	0	2	0
Finance	24	0	1	0	4	6
Fire	73	1	2	0	3	4
Human Resources	5	0	0	0	1	1
Parks & Recreation	29	1	1	1	1	3
Police	119	2	1	8	17	15
Public Utilities	70	2	4	2	13	12
Public Works	49	0	1	4	7	10
Water Resources	78	2	0	6	8	13
Totals:	476*	8	10	22**	56	66

*\*Includes regular and 2 grant-funded positions approved for the fiscal year; does not include seasonal positions. Also includes one additional full-time position in Public Works which was previously classified as seasonal and one additional position in Finance approved mid-year by the City Manager.*

*\*\*Current vacancies due to separations from employment, promotions, demotions and transfers.*

### Safety News:

Workers' Compensation	2020	2021
Current Month's Claims	3 OSHA Recordable 2 Lost Time 2 Non-Recordable 0 Denied	1 OSHA Recordable 0 Lost Time 1 Non-Recordable 0 Denied
Year-to-Date Claims	25 Recordable 13 Non-Recordable	19 Recordable 8 Non-Recordable
Current Month Costs	\$80,409.41	\$9,206.28
Year-to-Date Costs	\$649,737.64	\$342,355.66

### Other:

None



## Parks and Recreation

### Significant Issues:

#### **Aquatic Daily Admissions – 5,363**

<b>Aquatic Revenue for the month of June:</b>	<b>Amount</b>
Admission Revenues	\$20,423.25
Concessions Revenues	\$6,611.75
Swim Lessons Revenues	\$2,700.00
Pool Party Revenues	\$1750.00
<b>TOTAL REVENUES</b>	<b>\$31,485.00</b>

Events - The June 11 Footloose on the Neuse Summer Concert featuring the Joe Brown Band was cancelled due to weather. This event has been rescheduled for July. A Drive-In movie was held on June 4th featuring Avengers: End Game and June 18th featuring Toy Story 4.

The Stanley White Recreation Center Advisory Committee did not meet in June. The group will convene when we hear more on the outcome of the Environmental Assessment, which has been submitted to FEMA and is under review.

The Appearance Commission did not meet in June due to lack of a quorum. This commission was dissolved by the Board of Aldermen.

## Police

### Crime:

Incidents & Arrests	Jun Total	2018 Total	2019 Total	2020 Total	2021 YTD
NIBRS* Group A Incidents	181	2,534	2,644	2,530	1,085
NIBRS* Group B Incidents (Arrests)	57	900	736	589	365
Adult Arrests	116	1,698	1,477	1,256	656
Juvenile Arrests	0	9	3	2	0
Total Arrests	116	1,707	1,480	1,258	656
Police Calls for Service	3,496	45,246	45,402	41,846	21,434
Business Alarms Dispatched	153	2,157	1,981	1,635	954
Residential Alarms Dispatched	36	755	645	497	272
Alarm Calls (PD Dispatched)	189	2,912	2,626	2,132	1,226

\*NIBRS = National Incident-Based Reporting System

Monthly and year-to-date totals are subject to change due to reports being submitted/merged after the month for which they were reported and to account for corrections/changes to the original classifications.

Index Crime Report	Jun Total	2018 Total	2019 Total	2020 Total	2021 YTD
Homicide	0	-	2	4	3
Rape	2	9	8	15	3
Robbery	0	30	25	23	8
Aggravated Assault	6	87	88	119	41
B&E – Residence	5	168	177	176	46
B&E – Business	4	37	49	30	16
Theft from Motor Vehicle	7	111	141	127	39
Larceny	46	782	841	706	293
Motor Vehicle Theft	1	36	25	34	14
Arson	-	3	7	1	1
<b>Total</b>	<b>71</b>	<b>1,255</b>	<b>1,360</b>	1,235	463

Criminal Investigations	Jun Total	2020 Total	2021 YTD
Cases Assigned	11	235	82
Cases Closed by Arrest	4	43	31
Cases Closed Leads Exhausted	5	18	9
Cases Closed Unfounded	4	25	11

2021 Cases of Note - Jun	
2021-19188	Arson: Suspect caught a bed on fire in retaliation during domestic disturbance. Warrants obtained.

2021-19369	Sexual Assault: Reported rape at hospital but victim was uncooperative. Incident appears somewhat consensual during the act. Currently awaiting lab results.
2021-17178	Contentnea Ave Shots Fired: Initiated by physical confrontation just prior to shooting. No injuries or damaged property. Intended target would not cooperate but further investigation still pending for possible charges.
2021-19533	Stabbing: Craven Terrace domestic where the victim was stabbed 8 times. Warrants obtained.
2021-20001	Star Gallery Shooting: numerous rifle and pistol shell casings located on scene. The victim was inside the business and did not see those responsible. No witnesses nor video evidence have been located.
2021-20146	Child Death: investigation identified the incident to be a natural death. No signs of violence or abuse were identified. Awaiting autopsy report.

Crime Analysis		
	<b>Jun 2021</b>	<b>2021 YTD</b>
Top 5 Calls for Service & Number of Incidents	1) Traffic Stop – 536 2) Security Check Business– 272 3) Security Check Residential -206 4) Follow Up – 164 5) Directed Patrols – 159	1) Traffic Stop – 2,824 2) Security Check Business – 2,538 3) Security Check Residential – 1,720 4) Follow Up – 1,068 5) Directed Patrols – 848
Top 5 Calls for Service for Current Month by Location* and Number of Incidents	1) 3105 M L King Jr, Blvd, Walmart (Traffic Crash, Larceny)- 66 2) 1100 Clarks Rd, Magistrates Office (Commitment Papers)- 58 3) 1310 Country Club Rd (Traffic Stops, Traffic Enforcement)- 36 4) 1309 Country Club Rd (Park Gate, Security Checks)- 36 5) 1125 Walt Bellamy Dr (Security Checks)- 35	
Top 3 Group A Crime Locations for Current Month and Number of Incidents	1) 3105 M L Jr Blvd, Walmart (Larceny, Trespassing)- 14 2) 3034 M L King Jr Blvd, Belk (Larceny)- 3 3) 1400 Lowes Blvd, Lowes (Larceny)- 3	

*\*Excludes officer self-initiated activities and calls at the Police Department that do not divert agency resources.*

**Personnel:**

Extra Duty Hours						
Jun	2016	2017	2018	2019	2020	2021 YTD
48	3,299.00	4,076.75	4,525.01	4,392.75	995.50	337.50

*City sponsored events/assignments are considered overtime assignments and are not included in extra duty reporting.*

<b>Overtime (2021)</b>	<b>Jun Total</b>	<b>2018 Total</b>	<b>2019 Total</b>	<b>2020 Total</b>	<b>2021 YTD</b>
Office of the Chief	<b>\$171.80</b>	\$200.97	\$180.55	\$62.84	<b>\$959.21</b>
Operations Division	<b>\$4,974.66</b>	\$266,946.37	\$151,599.12	\$118,609.28	<b>\$46,442.43</b>
Services Division	<b>\$4,589.63</b>	\$152,064.54	\$136,802.31	\$89,971.82	<b>\$40,052.08</b>
Investigations Division	<b>\$1,191.99</b>	\$75,893.65	\$42,992.18	\$19,358.26	<b>\$8,670.63</b>
<b>TOTAL</b>	<b>\$10,928.08</b>	<b>\$495,422.53</b>	<b>\$331,574.16</b>	<b>\$228,013.20</b>	<b>\$96,124.35</b>

**Significant Issues (not noted above):**

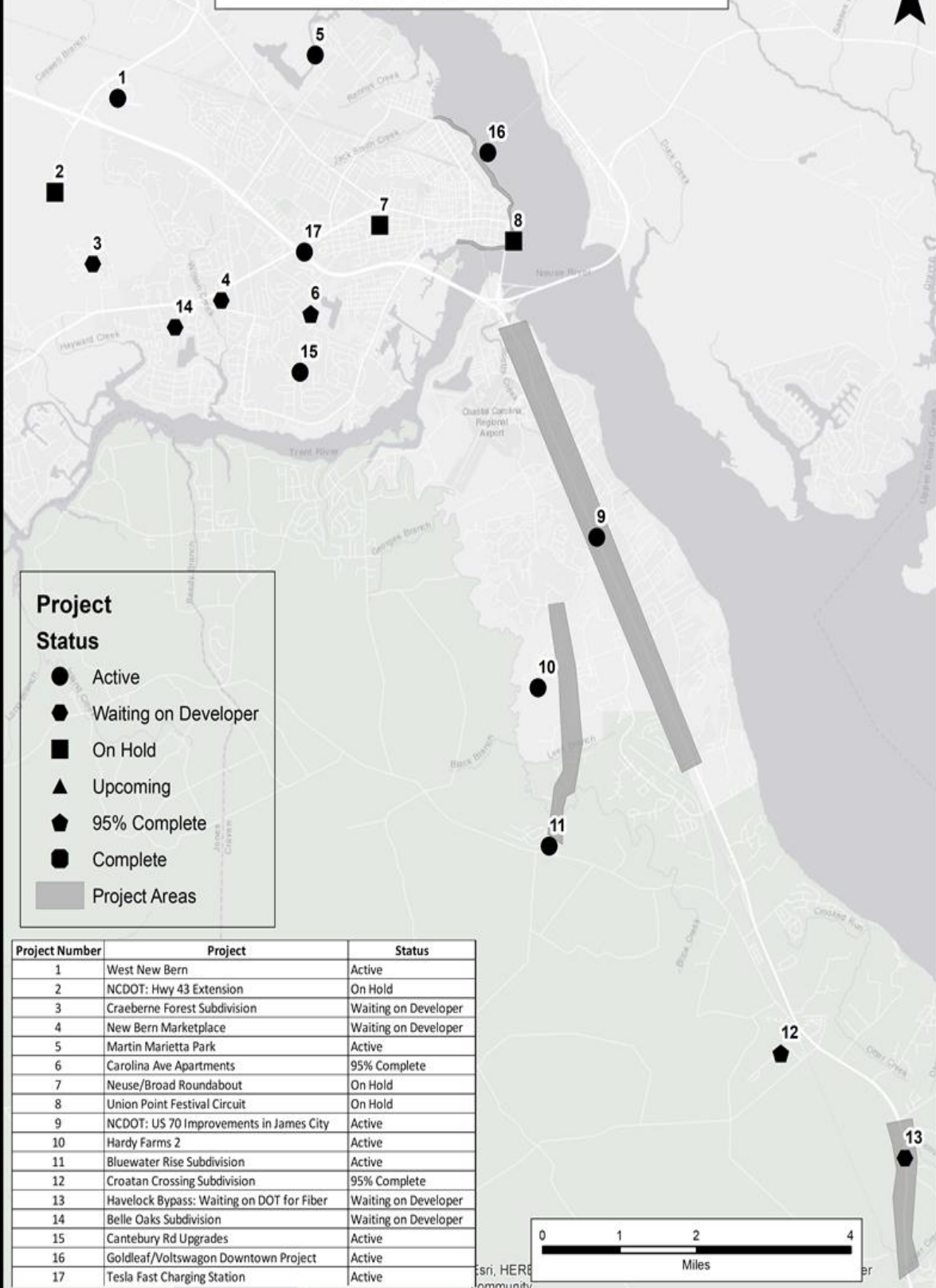
## Public Utilities

---

- High-Profile Projects: Eleven high profile projects have been identified for electric utilities. A location map is attached to assist with visualizing the project locations. There are also five high profile water and sewer projects currently underway. An updated summary is included.
- System Reliability: A total of 40 interruptions were recorded on the electric system during the month of June. This impacted a total of 513 customers. As a result, customers experienced an average of 0.0608 interruptions and were restored in an average of 4.999 minutes. Additional details are provided in the table of “Electric System Outages and Reliability Statistics”.
- Safety: Alli Jones will be taking over organizing our monthly safety meetings.
- Electric and Water Sales: Graphical trends of revenue and expenses are Included.
- Employee Recognitions –

Pat Stilley’s crew is to be commended for diligently working on NCDOT projects. This means more of the smaller projects are falling on Paul Baker’s crew. Thanks to everyone for working together to get these projects accomplished.


# ELECTRIC PROJECTS & DEVELOPMENT JUNE 2021 UPDATE



**Project Status**

- Active
- ◆ Waiting on Developer
- On Hold
- ▲ Upcoming
- ⬠ 95% Complete
- Complete
- Project Areas

Project Number	Project	Status
1	West New Bern	Active
2	NCDOT: Hwy 43 Extension	On Hold
3	Craeberne Forest Subdivision	Waiting on Developer
4	New Bern Marketplace	Waiting on Developer
5	Martin Marietta Park	Active
6	Carolina Ave Apartments	95% Complete
7	Neuse/Broad Roundabout	On Hold
8	Union Point Festival Circuit	On Hold
9	NCDOT: US 70 Improvements in James City	Active
10	Hardy Farms 2	Active
11	Bluewater Rise Subdivision	Active
12	Croatan Crossing Subdivision	95% Complete
13	Havelock Bypass: Waiting on DOT for Fiber	Waiting on Developer
14	Belle Oaks Subdivision	Waiting on Developer
15	Cantebury Rd Upgrades	Active
16	Goldleaf/Voltswagon Downtown Project	Active
17	Tesla Fast Charging Station	Active



## Public Utilities

- **Advanced Metering Infrastructure Project** - This project involves installing a network of electric and water meters. We are currently reading 15,067 water meters and 24,177 electric meters, of which 11,460 are disconnect meters. There have been 6,661 two-way load management switches installed.

### JUNE 2021

Utility	Active Cust.	Never AMI Cust.	Active AMI Cust.	% Complete
Electric	23,005	36*	23,515	99.999
Water	18,341	~ 2,570	~ 13,727	~ 95.81
<b>Installed Gateways</b>		42		
<b>Installed Relays</b>		86		
<b>LM Customers</b>		4,212		
<b>Total Switches</b>		6,661		
Controlled Devices				
<b>Air Conditioner</b>	<b>Electric Furnace</b>	<b>Heat Strips</b>	<b>Water Heaters</b>	
4,224	85	2,191	2,280	

*\*Electricities read meters*

*Note: Water's 'Never AMI' estimate impacts the '% Complete'*

- **Street Lighting** - This project involves the changing out of streetlights, area lights, and security and flood lights throughout the city. Annual budget amount has been spent. The effort will resume in the new budget year.
- **Vegetation Management** – Is ongoing throughout the service area.

### High-Profile Electric Projects:

- **Bluewater Rise Subdivision.** *New underground residential subdivision.* Construction is following the pace of the developer.
- **Croatan Crossing Subdivision.** Construction is following the pace of the developer. This project is 98% complete.
- **NCDOT.** *This consist of various NCDOT projects.*
  - NC Hwy 43 Extension – On hold by NCDOT.
  - Neuse Boulevard Roundabout – On hold by NCDOT.
  - US Hwy 70 – James City – Engineering, Design and Construction
  - US Hwy 70 – James City – Fiber – Engineering/Permitting
  - Havelock Bypass – Engineering, Design and Construction
  - Havelock Bypass Fiber – Awaiting additional information
  - Thurman Road to Havelock bypass – NCDOT hold.
  - Reimbursable dollars to date: \$690,273.29; collected to date \$690,273.29*
- **Martin Marietta** – Following pace of developer.
- **Golden LEAF Grant** – Raise or relocate electrical infrastructure. Construction activities.
- **Carolina Avenue Apartments** – Construction activities follow pace of developer.

- **West New Bern** – Electric line extension in progress and following pace of developer.
- **Volkswagon DEQ Grant** – Electric vehicle chargers. Grant administration. Construction activities/rate development.
- **Canterbury Road** – Overhead to underground conversion 60% complete.
- **Hospital Expansion** – Awaiting further information, relocate service entrance, retire generator.
- **Schlaadt Plastic Plant Expansion** – Awaiting additional information.

#### High-Profile Water Resources Projects:

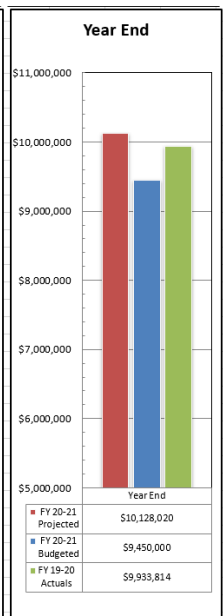
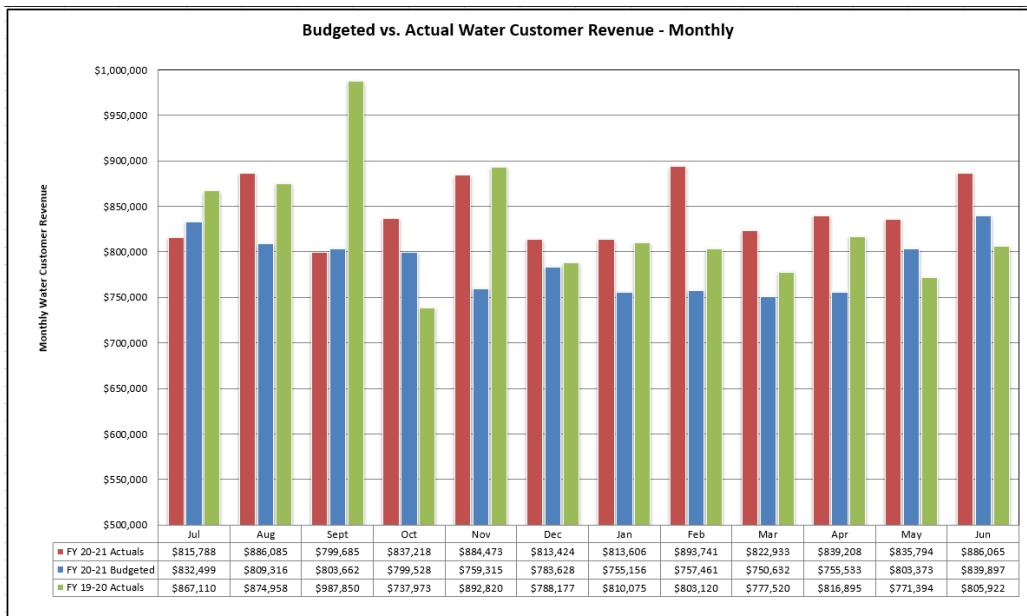
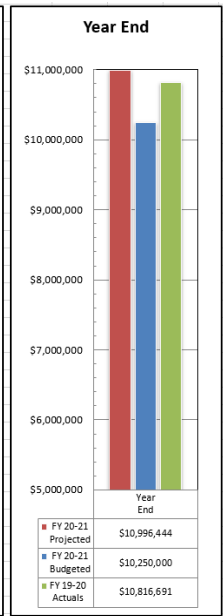
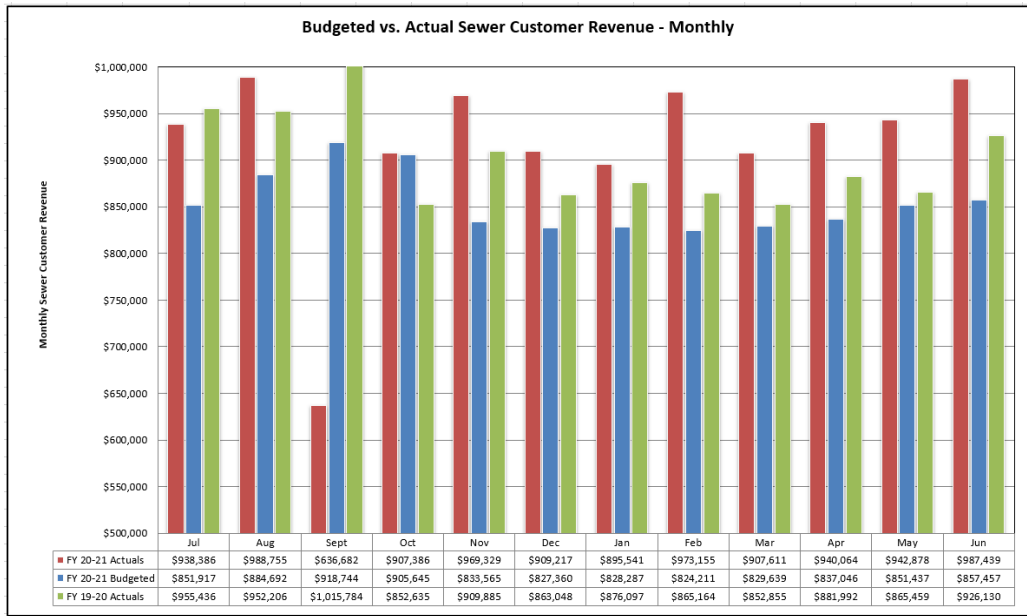
- **Township No. 7 Sewer Improvements – Phase III**. *Sewer system infrastructure improvements for increasing transmission capacity.* Due to the pump station’s proposed location in the historic district and on State property, several additional approvals will have to be obtained prior to being able to move forward with construction. The easement for the pump station site is in processing within the State Property Office and the final plans have been submitted to other various state agencies for permitting.
- **West New Bern Water System Improvements** – *Water system infrastructure improvements between the Highways 17 and 55 corridors increasing available domestic and fire flow supplies.* The NCDOT has postponed the proposed work on extending Highway 43, which will impact the southern tie-in for this project. At this point, we plan to continue moving forward with the water project and will make the necessary modifications to the project to complete the southern tie-in, without the highway improvements in place.
- **Racetrack Road Sewer Lift Station Rehabilitation Project** – *Rehabilitation of the existing sewer pump station No. 29 that services a small area of Racetrack Road, near the railroad crossing.* All of the necessary permits for this project have been received and the necessary pump station components have been delivered. Bids for this project have been received and the low bidder is the same contractor that will be completing the Griffin Ave. Project. Start of the project is tentatively set for early July.
- **Martin Marietta Park Water & Sewer Improvements** – *Installation of new water and sewer mains in the park to provide service to newly constructed park facilities.* Over the past month, Water Resources crews have completed the service connections for the restrooms at the new playground area and this phase of the project is now complete.
- **FY22 Water & Sewer Improvements** – *Rehabilitation of existing water and sewer infrastructure in various locations throughout City, in advance of the FY22 paving project.* Water Resources staff have worked with Public Works to determine the areas in the FY22 paving program that will need water and sewer infrastructure replaced prior to paving. Engineering staff is currently working to complete the construction plans for the rehabilitation work in these areas, which include High Street, Washington Avenue, Windy Trail and Brier Hill Road.

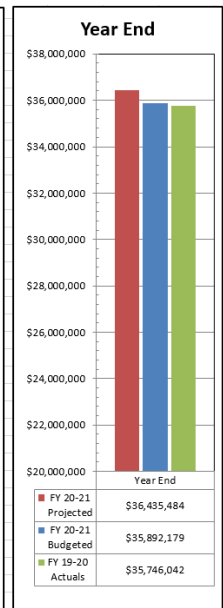
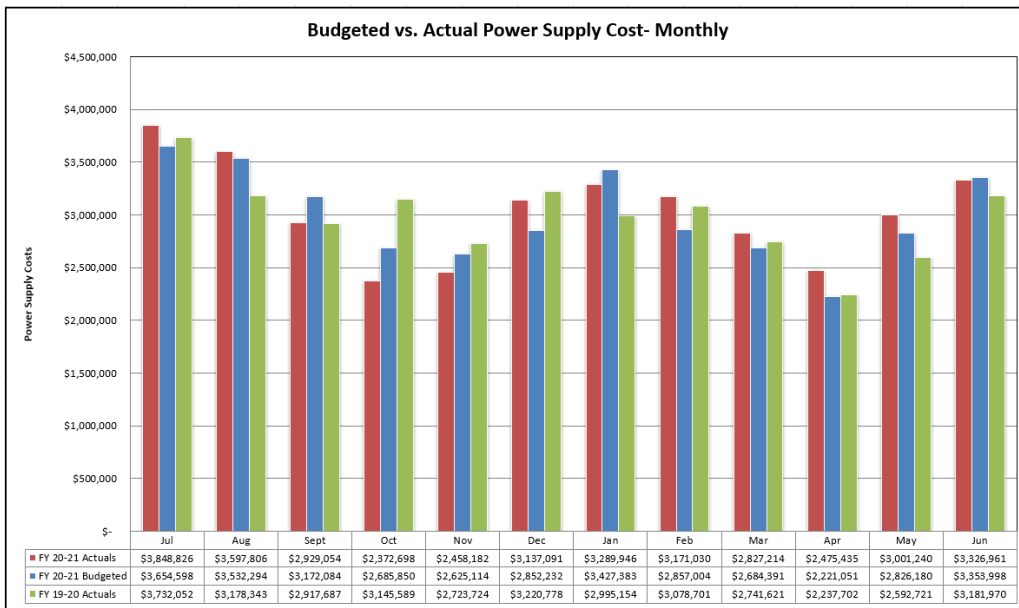
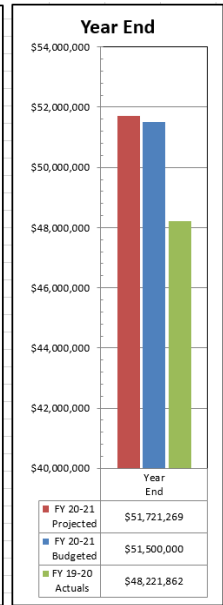
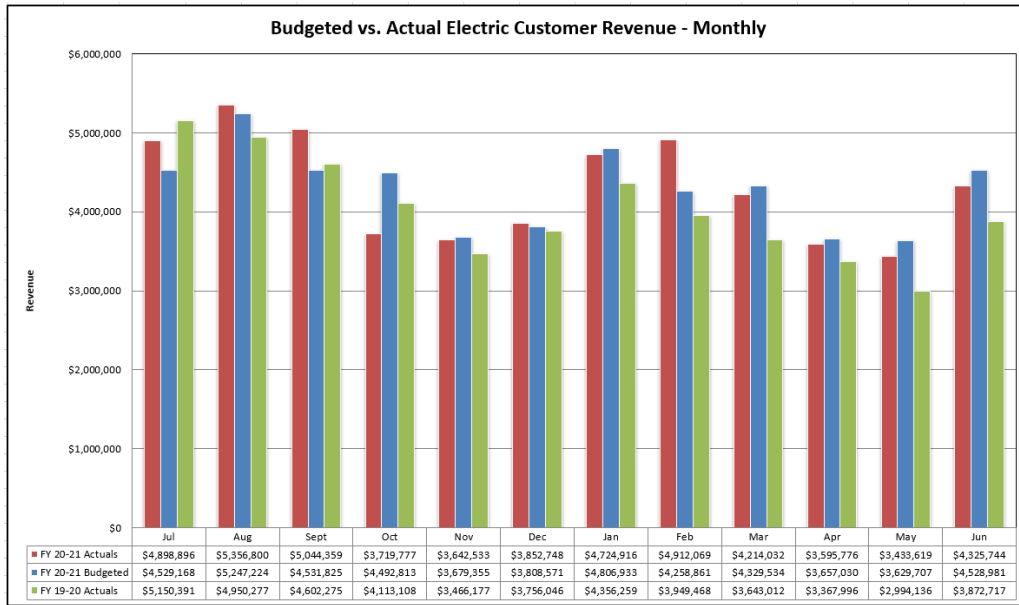


## Public Utilities

<b>Electric System Outages and Reliability Statistics</b>			
<i>*Adjusted for APPA Event Threshold</i>			
	<b>June 2021</b>	<b>2021 YTD</b>	
# of Interruptions	40	141	
# of Customers out	513	1,884	
Customers Minutes Out	42,213	163,489	
<b>June 1, 2021 to June 30, 2021</b>			
SAIDI (Minutes)	SAIFI (# of Interruptions)	CAIDI (Minutes)	ASIAI (Percent)
4.999	0.0608	82.287	99.9988%
<b>June 1, 2020 to June 30, 2021</b>			
SAIDI (Minutes)	SAIFI (# of Interruptions)	CAIDI (Minutes)	ASIAI (Percent)
22.56	0.379	59.579	99.996%
<b>June 1, 2019 to June 30, 2020</b>			
SAIDI (Minutes)	SAIFI (# of Interruptions)	CAIDI (Minutes)	ASIAI (Percent)
20.967	0.264	79.543	99.9963%

<b>Outages</b>		
Scheduled/Unscheduled	Cause	Total Outages
Unscheduled	Squirrel/Snake/Bird	6
Unscheduled	Equipment Worn Out	0
Unscheduled	Storm	2
Unscheduled	Vine	2
Unscheduled	Vehicle Accident	1
Unscheduled	Tree	4
Unscheduled	Equipment Damage	5
Scheduled	Repairs	8
Unscheduled	Wind	0
Unscheduled	Unknown/Other	10
Unscheduled	Manufacturing Defect	1
Unscheduled	Contact with Foreign Object	0
Unscheduled	Human	0
Unscheduled	Lightning	0
Unscheduled	Failure of Greater Transmission	0
Unscheduled	Equipment Replacement	1
Unscheduled	Non Utility Fire	0
<b>Total</b>		<b>40</b>





## Public Works

### **Leaf and Limb:**

<b>Service Provided (Tons)</b>	<b>FY18-19 YTD</b>	<b>FY19-20 YTD</b>	<b>FY20-21 YTD</b>	<b>June 2021</b>
White Goods Collected	13.50	63.00	49.50	4.50
Brown Goods Collected	3,240.60	4,151.40	4,177.80	290.40
Yard Waste Received	13,533.83	15,531.57	13,623.34	1,161.20
Mulch Dispersed	3,616.43	2,894.85	450.05	20.40

### **City Garage:**

<b>Costs</b>	<b>FY18-19 YTD</b>	<b>FY19-20 YTD</b>	<b>FY20-21 YTD</b>	<b>June 2021</b>
<b>Services Provided by City Garage:</b>				
Vehicles Serviced	2,100	3,090	2,728	280
Total Labor Cost	\$ 66,419.98	\$119,392.63	\$118,978.38	\$11,844.32
Total Parts Cost	\$157,426.24	\$218,398.58	\$222,112.11	\$19,066.43
Total Cost (Parts + Labor)	\$223,846.22	\$337,791.21	\$341,090.50	\$30,910.75
<b>Services Provided by Contract:</b>				
Vehicles Serviced	561	542	403	60
Total Labor Cost	\$105,084.08	\$126,420.89	\$105,911.46	\$11,253.04
Total Parts Cost	\$149,681.60	\$168,023.32	\$149,450.03	\$16,070.71
Total Cost (Parts + Labor)	\$254,765.68	\$294,444.21	\$255,361.49	\$27,323.75
<b>Total Services Provided (City Garage &amp; Contract):</b>				
Vehicles Serviced	2,664	3,632	3,129	340
Total Labor Cost	\$171,896.06	\$268,422.38	\$224,889.84	\$23,097.36
Total Parts Cost	\$307,400.97	\$363,813.04	\$371,562.14	\$35,137.14
Total Cost (Parts + Labor)	\$479,207.03	\$632,235.42	\$596,451.98	\$58,234.50

<b>Cost by Department</b>	<b>FY18-19 YTD</b>	<b>FY19-20 YTD</b>	<b>FY20-21 YTD</b>	<b>June 2021</b>
Public Utilities (Electric)	\$ 69,094.12	\$ 73,116.32	\$ 75,734.54	\$ 6,039.73
Public Utilities (W&S)	\$111,925.30	\$106,776.47	\$139,000.69	\$ 9,326.79
Police	\$101,295.14	\$110,281.92	\$107,363.21	\$20,755.85
Recreation & Parks	\$ 34,028.25	\$ 39,637.59	\$23,305.33	\$ 1,215.75
Finance	\$ 13,589.19	\$ 19,417.26	\$ 17,342.25	\$ 3,012.95
Public Works	\$ 89,933.67	\$206,565.04	\$155,557.33	\$11,697.50
Fire / Rescue	\$ 56,319.94	\$ 72,295.39	\$ 72,368.33	\$ 5,096.28
Human Resources	\$ 903.83	\$ 665.96	\$ 1,512.06	\$ 26.75
Development Services	\$ 2,117.58	\$ 3,479.48	\$ 4,268.27	\$ 1,062.90

**Significant Issues:** None.

## Attendance for Board Appointees

<b>Board of Adjustment</b>			
<b>Appointee</b>	<b>Current Month Attendance*</b>	<b>Meetings Missed in 2021 To Date</b>	<b>Appointed By</b>
Richard Parsons	N/A	1	Ward 1
Peter Dillon	N/A	0	Ward 3
Jim Morrison	N/A	0	Ward 5
John Riggs	N/A	0	Ward 6
Kenneth "Kip" Peregoy	N/A	0	Mayor Outlaw
Barbara Sampson	N/A	0	Ward 5
Jonathan Foster (Alternate)	N/A	0	Ward 4
Ross Beebe (Alternate)	N/A	0	Ward 3

\*A meeting was not held in June.

<b>Community Development Advisory Committee</b>			
<b>Appointee</b>	<b>Current Month Attendance*</b>	<b>Meetings Missed in 2021 To Date</b>	<b>Appointed By</b>
Corinne Corr	N/A	0	Ward 1
Carol Williams	N/A	1	Ward 2
Marshall Williams	N/A	0	Ward 3
Vernon Guion	N/A	1	Ward 4
Dell Simmons	N/A	2	Ward 5
Lindsay Best	N/A	0	Ward 6

Meetings are held quarterly. A meeting was not held in June.

<b>Craven County Tourism Development Authority</b>			
<b>Appointee</b>	<b>Current Month Attendance</b>	<b>Meetings Missed in 2021 To Date</b>	<b>Appointed By</b>
Jefferey Odham	P	0	BOA

<b>Eastern Carolina Council of Government</b>			
<b>Appointee</b>	<b>Current Month* Attendance</b>	<b>Meetings Missed in 2021 To Date</b>	<b>Appointed By</b>
Johnnie Ray Kinsey	P	0	Aster

\*Attendance is only *required* at January and June meetings.

## Attendance for Board Appointees

<b>Friends of New Bern Firemen's Museum, Inc. Board of Directors</b>			
<b>Appointee</b>	<b>Current Month Attendance*</b>	<b>Meetings Missed in 2021 To Date</b>	<b>Appointed By</b>
George Halyak	P	1	Ward 1
Mike Markham	P	0	Ward 2
David Finn	P	0	Ward 3
Betty Blythe	P	1	Ward 4
Henry Watson	P	0	Ward 5
Carol Zink	A	4	Ward 6
Gary Lingman	P	4	Mayor
William Frederick	P	1	Best
David Pickens	P	1	Odham
Ex-officio Bobby Aster	P	2	Odham

<b>Historic Preservation Commission</b>			
<b>Appointee</b>	<b>Current Month Attendance</b>	<b>Meetings Missed in 2021 To Date</b>	<b>Appointed By</b>
Tripp Eure	P	1	Mayor
Ellen Sheriden	P	3	Ward 1
Dr. Ruth Cox	P	0	Ward 2
Jim Bisbee	A	2	Ward 3
Christian Evans	P	0	Ward 4
Annette Stone	P	0	Ward 5
George Brake	P	0	Ward 6
Peggy Broadway	P	0	Harris
Joe Klotz	P	0	Odham

## Attendance for Board Appointees

<b>Housing Authority of the City of New Bern</b>			
<b>Appointee</b>	<b>Current Month Attendance</b>	<b>Meetings Missed in 2021 To Date</b>	<b>Appointed By</b>
Vacant	N/A	N/A	Mayor
Pete Monte	P	0	Mayor
Chris Ormond	P	1	Mayor
Molichia Hardy	P	0	HA Residents
Ronald Scott	P	0	Mayor
Janelle Reddick	P	0	Mayor
Denise Harris-Powell	P	1	Mayor

<b>New Bern Area Metropolitan Planning Organization – Transportation Advisory Committee</b>			
<b>Appointee</b>	<b>Current Month Attendance*</b>	<b>Meetings Missed in 2021 To Date</b>	<b>Appointed By</b>
Jeffrey Odham	P	0	Mitchell
Johnnie Ray Kinsey (Alternate)*	P	0	White

\*Alternate only *required* when regular appointee is not attendance.

<b>New Bern-Craven County Public Library Board of Trustees</b>			
<b>Appointee</b>	<b>Current Month Attendance*</b>	<b>Meetings Missed in 2021 To Date</b>	<b>Appointed By</b>
Carol Becton	A	2	Odham
Sam Carter	P	0	Bengel
Bo Wernersbach	P	1	Bengel
Shelley Maloy	P	0	Bengel
Sabrina Bengel	P	0	Aster

\*Meetings are held alternate months (February, April, June, August, October and December).

## Attendance for Board Appointees

<b>Planning &amp; Zoning Board</b>			
<b>Appointee</b>	<b>Current Month Attendance</b>	<b>Meetings Missed in 2021 To Date</b>	<b>Appointed By</b>
Anne Schout	A	1	Mayor
Travis Oakley	P	1	Ward 1
Margie Dunn	A	2	Ward 2
Gasper Sonny Aluzzo	P	0	Ward 3
Raymond Layton	P	1	Ward 4
Marcus Simmons	A	5	Ward 5
Pat Dougherty	P	1	Ward 6

<b>Police Civil Service Board</b>			
<b>Appointee</b>	<b>Current Month Attendance*</b>	<b>Meetings Missed in 2021 To Date</b>	<b>Appointed By</b>
Kennail Humphrey	N/A	0	Best
Eric Queen	N/A	0	Aster
Victor Taylor	N/A	0	Kinsey
Kevin Rock	N/A	0	Odham
Robert "Bob" West	N/A	0	Bengel

\*Meetings are only held on an as-needed basis for appeals of disciplinary actions.

<b>Redevelopment Commission</b>			
<b>Appointee</b>	<b>Current Month Attendance</b>	<b>Meetings Missed in 2021 To Date</b>	<b>Appointed By</b>
Maria Cho	P	0	Gov. Bd. As Whole
Kip Peregoy	P	0	Gov. Bd. as Whole
Beth Walker	P	0	Gov. Bd. as Whole
Julian (Jay) Tripp	P	1	Gov. Bd. as Whole
Leander "Robbie" Morgan, Jr.	A	3	Gov. Bd. as Whole
Steve Strickland	P	0	Gov. Bd. as Whole
John Young	P	2	Gov. Bd. as Whole
Tabari Wallace	P	5	Gov. Bd. as Whole
Theresa Lee	P	1	Gov. Bd. as Whole

NOTE: At-large appointments reflect the name of the Governing Board member who made the appointment. All other appointments are specific to the Mayor or a Ward and are noted as such.



## Attendance for Board Appointees

<b>Stanley White Recreation Center Advisory Committee</b>			
<b>Appointee</b>	<b>Current Month Attendance*</b>	<b>Meetings Missed in 2021 To Date</b>	<b>Appointed By</b>
Leander Morgan, Jr.	N/A	1	Gov. Bd. As Whole
Talina Massey	N/A	0	Gov. Bd. as Whole
Kurtis Stewart	N/A	0	Gov. Bd. as Whole
James Woods	N/A	0	Gov. Bd. as Whole
Bernard White	N/A	0	Gov. Bd. as Whole
Reginald Pender	N/A	0	Gov. Bd. as Whole
Elijah Brown	N/A	0	Gov. Bd. as Whole
Barbara Lee	N/A	0	Gov. Bd. as Whole

\*A meeting was not held in June.