

NEW BERN



NORTH CAROLINA

Everything comes together here

Departmental Monthly Reports

November 2022

Table of Contents

| | |
|---------------------------------------|----|
| Development Services | 2 |
| Fire | 4 |
| Human Resources | 8 |
| Parks & Recreation..... | 9 |
| Police..... | 10 |
| Public Works | 13 |
| Attendance for Board Appointees | 14 |

Development Services

Inspections:

| Overview | 2021 YTD | 2022 YTD | October 2022 | November 2022 |
|--|---------------|---------------|-----------------|------------------|
| Commercial Permits – New Construction | 88 | 24 | 0 | 0 |
| Residential Permits – New Single Family | 398 | 219 | 13 | 8 |
| Residential Permits – Additions/Remodels | 264 | 163 | 19 | 13 |
| Mobile Homes | 13 | 21 | 0 | 0 |
| Signs | 40 | 32 | 2 | 0 |
| Certificates of Occupancy – Residential | 238 | 293 | 30 | 29 |
| Certificates of Occupancy – Commercial | 11 | 51 | 9 | 8 |
| Total Permit Valuation | \$145,722,963 | \$179,145,848 | \$5,829,411 | \$3,815,149 |

Community and Economic Development:

Economic and Community Development:

- Staff has been in working with Public Works regarding the installation of the bus shelter along Roundtree Street work expected to begin in early 2023.

Resiliency and Recovery Activities:

- Meeting held with WithersRavenel to review FEMA BRIC and other Duffyfield Stormwater or Planning Grants.
- Staff is working with Christine Botta regarding the Hazard Mitigation Program to contact residents who are still interested in receiving elevation and acquisition services post-Hurricane Florence.

Development Services

MPO:

- Staff attended or held:
 - International Visualization in Transportation Summit – Washington, D.C. – 11/2-11/4
 - Met with new MPO representative from the City of NB Board of Alderman – 11/7
 - Met with NCDOT Division 2 on projects discussion – 11/9
 - Attended NCDOT Integrated Mobility Division (IMD) webinar on Multimodal updates – 11/10
 - Attended FHWA Planning & Environmental Linkages (PEL) exchange – Denver, CO – 11/13 – 11/16
 - Attended Hwy 70 Corridor Commission Mtg – 11/17
 - Met with regional planning partners to discuss projects & funding – 11/28

Zoning:

- Presented the following items for the Departmental Review Committee:
 - Ipock Storage: 2610 Neuse Blvd.
 - Quality Mart gas station: 1301 S. Glenburnie Rd.
- Presented the following items for Planning and Zoning:
 - 910 and 914 Bloomfield St Rezoning request.
 - West New Bern, Phase 2 Final Plan.
- Fielding zoning-related phone calls and email requests

HPC:

- Regular Meeting, November 16, 2022, cancelled due to no Major CoA applications.
- Major and Minor COAs:
 - 711 Queen St. – fencing.
 - 609 New St. – landscaping, gravel driveway.
 - 415 Broad St. – tree replacement.
 - 221 E. Front St. – repointing, unused utilities removal
 - 303 Pollock St. – signs

Fire

Fire Suppression:

| Incidents | 2021 Total | 2022 YTD | Last Month | Current Month |
|------------------------------------|-------------------------|-------------------------|-------------------------|-------------------------|
| Number of Incidents | 2,058 | 2226 | 216 | 181 |
| 90% Response Time to Incidents | 8 minutes 59 seconds | 9 minutes 16 seconds | 9 minutes 25 seconds | 8 minutes 15 seconds |
| Endangered Property Value | \$233,515,975 | \$17,279,930 | \$5,476,000 | \$3,304,500 |
| Property Losses Due to Fire | \$1,863,460 | \$1,115,600 | \$211,600 | \$7,500 |
| Percentage of Saved Property Value | 99.20% | 91.05% | 90.17% | 99.8% |
| Overlapping Incidents | N/A* | N/A* | 25 | 25 |

* Not available due to new software current reporting limitations.

Fire Prevention:

| Prevention Statistics | 2021 Total | 2022 YTD | Last Month | Current Month |
|--|-------------------|-----------------|-------------------|----------------------|
| Fire Investigations | 41 | 39 | 4 | 1 |
| Fire Inspections | 1,693 | 1488 | 124 | 125 |
| Permits Issued | 108 | 107 | 21 | 5 |
| Child-Passenger Seat Checks | 91 | 71 | 12 | 5 |
| People Educated Through Public Fire & Life-Safety Programs | 4,712 | 10,221 | 4,544 | 1,172 |
| Smoke Alarms Installed | 249 | 147 | 6 | 20 |

Narcan:

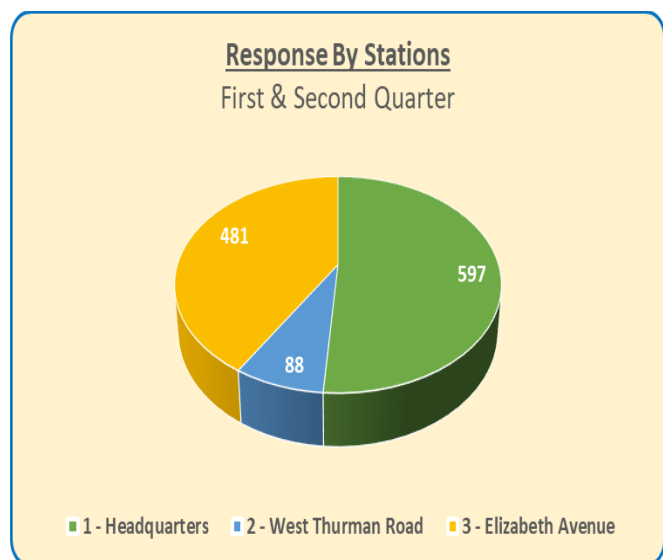
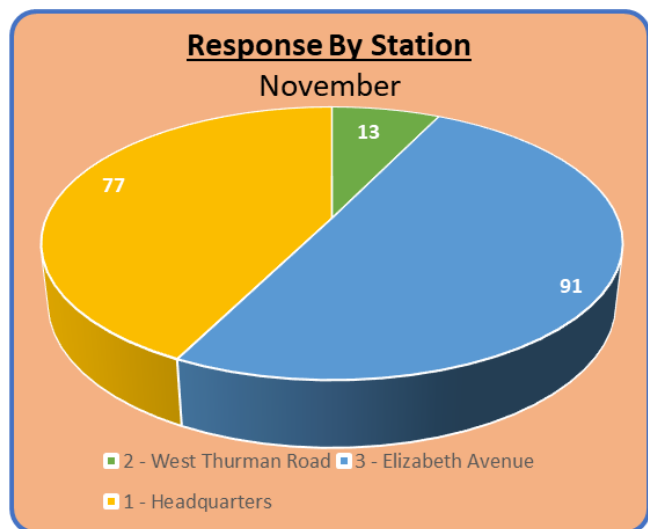
| Statistics | 2021 Total | 2022 YTD | Last Moth | Current Month |
|-------------------------------|-------------------|-----------------|------------------|----------------------|
| Overdose Calls Responded To | 151 | 154 | 13 | 14 |
| Instances Narcan Administered | 4 | 16 | 1 | 2 |

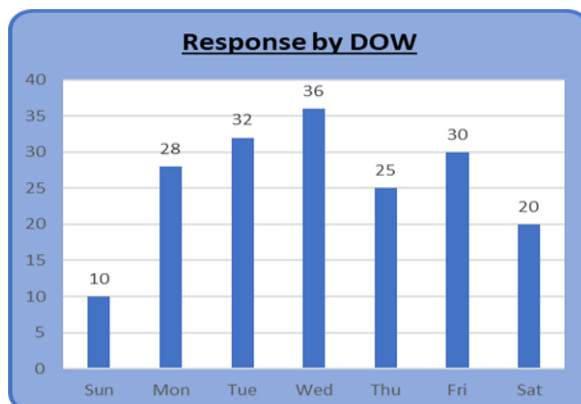

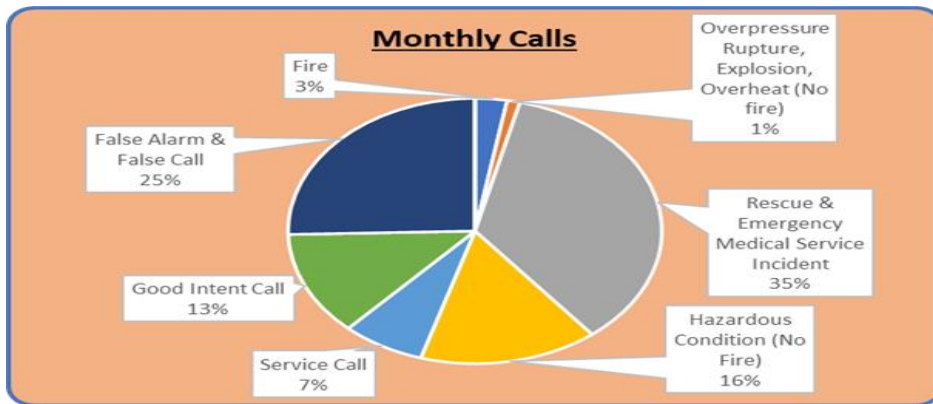
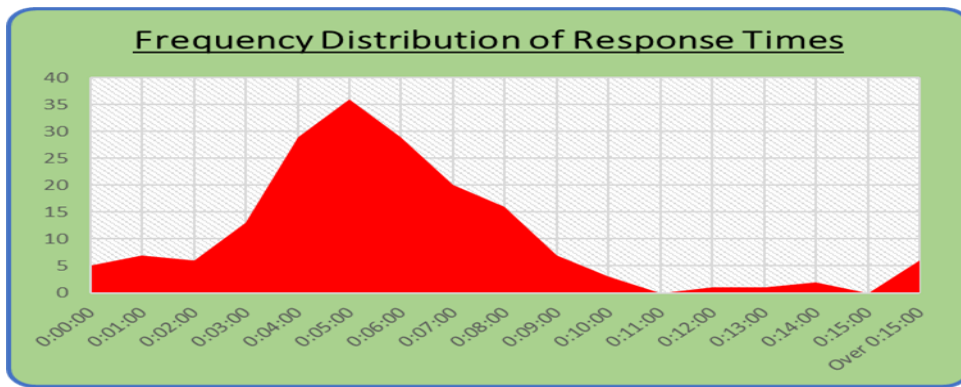
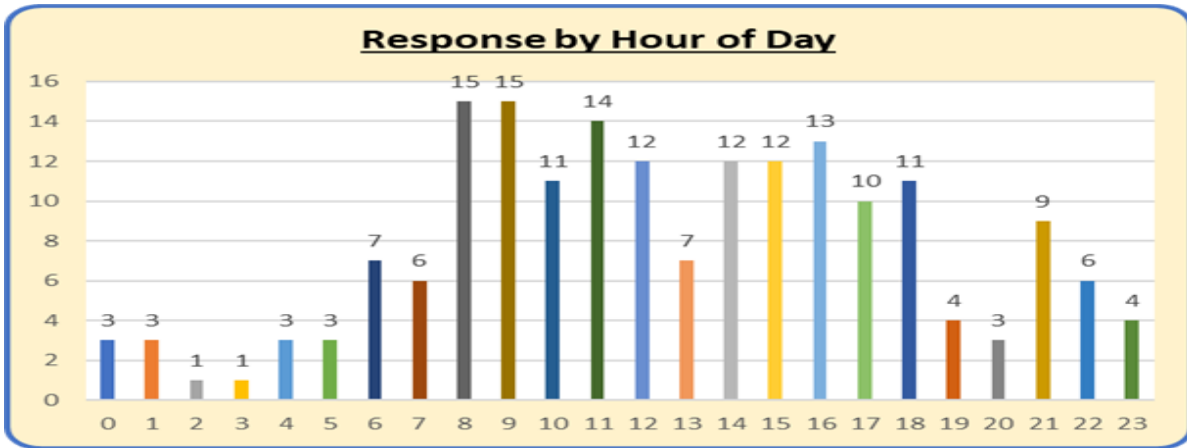
Significant Issues:

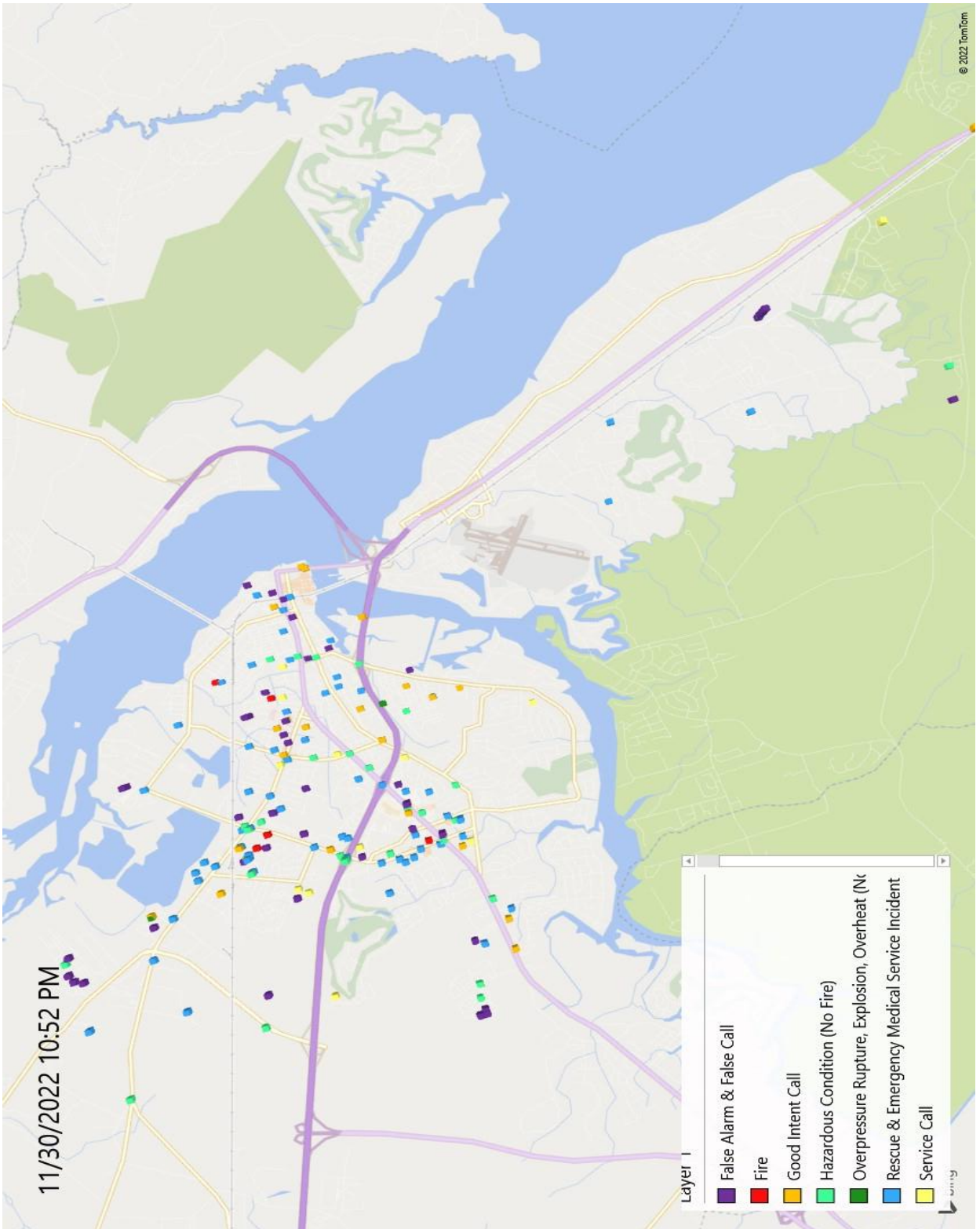
- NBFR did not receive or provide any Mutual aid this month
- Participated in the Christmas parade
- The 1845 Firefighter's Foundation donated \$3,000 to the Cancer Foundation
- The 1845 Firefighter's Foundation collected toys and other donations to be used with the Angel Tree project
- Participated in the Longleaf Pine Award and the Order of the Guardian award for Albert Brinson. He was part of our department for 65 years.

| Breakdown of Response Types | Numbers |
|---|------------|
| 1 - Fire | 5 |
| Building fire | 2 |
| Cooking fire, confined to contain | 2 |
| Dumpster or other outside trash | 1 |
| 2 - Overpressure Rupture, Explosio | 2 |
| Excessive heat, scorch burns with | 2 |
| 3 - Rescue & Emergency Medical S | 64 |
| EMS call, excluding vehicle accide | 14 |
| Extrication of victim(s) from build | 1 |
| Extrication of victim(s) from mach | 1 |
| Extrication of victim(s) from vehi | 1 |
| Lock-in (if lock out , use 511) | 1 |
| Medical assist, assist EMS crew | 30 |
| Motor vehicle accident with injur | 8 |
| Rescue or EMS standby | 1 |
| vehicle accident with no injuries. | 7 |
| 4 - Hazardous Condition (No Fire) | 28 |
| Carbon monoxide incident | 2 |
| Electrical wiring/equipment prot | 1 |
| Gas leak (natural gas or LPG) | 3 |
| Power line down | 1 |
| Vehicle accident, general cleanu | 21 |
| 5 - Service Call | 13 |
| Animal resuce | 1 |
| Asst police or other governmenta | 1 |
| Lock-out | 1 |
| Person in distress, other | 1 |
| Public service | 4 |
| Public service assistance, other | 2 |
| Unauthorized burning | 3 |
| 6 - Good Intent Call | 23 |
| Dispatched & canceled en route | 7 |
| Good intent call, other | 4 |
| No incident found on arrival at di | 9 |
| Smoke scare, odor of smoke | 3 |
| 7 - False Alarm & False Call | 46 |
| Alarm system activation, no fire, | 13 |
| Alarm system sounded due to ma | 6 |
| Bomb scare - no bomb | 1 |
| CO detector activation due to ma | 3 |
| Detector activation, no fire - unin | 4 |
| Smoke detector activation due to | 10 |
| Smoke detector activation, no fir | 9 |
| Grand Total | 181 |

| Code | Database Response by NFIRS Code | Total | % |
|------|----------------------------------|------------|--------|
| 1 | Fire | 5 | 2.76% |
| 2 | Overpressure Rupture, Explosion, | 2 | 1.10% |
| 3 | Rescue & Emergency Medical Servi | 64 | 35.36% |
| 4 | Hazardous Condition (No Fire) | 28 | 15.47% |
| 5 | Service Call | 13 | 7.18% |
| 6 | Good Intent Call | 23 | 12.71% |
| 7 | False Alarm & False Call | 46 | 25.41% |
| 8 | Severe Weather & Natural Disaste | 0 | 0.00% |
| 9 | Special Incident Type | 0 | 0.00% |
| | Grand Total | 181 | |







Human Resources

City-Wide Vacancies:

| Department | Budgeted Positions | Separations During the Month | Positions Filled By External Candidates During the Month | Current Vacancies | Turnover FY21/22 | Turnover FY22/23 |
|----------------------|--------------------|------------------------------|--|-------------------|------------------|------------------|
| Administration | 15 | 0 | 0 | 0 | 2 | 0 |
| Development Services | 19 | 0 | 0 | 3 | 6 | 0 |
| Finance | 14 | 0 | 0 | 1 | 6 | 1 |
| Fire | 75 | 0 | 0 | 2 | 5 | 2 |
| Human Resources | 5 | 1 | 0 | 1 | 0 | 2 |
| Parks & Recreation | 30.5 | 0 | 0 | 3 | 7 | 1 |
| Police | 121.5 | 0 | 2 | 10 | 19 | 8 |
| Public Utilities | 87 | 2 | 0 | 10 | 13 | 8 |
| Public Works | 51 | 1 | 0 | 5 | 18 | 4 |
| Water Resources | 81 | 1 | 0 | 4 | 15 | 2 |
| Totals: | 499 | 5 | 2 | 39** | 91 | 28 |

**Current vacancies due to separations from employment, promotions, demotions, and transfers.

Safety News:

| Workers' Compensation | 2022 | 2023 |
|------------------------|--|--|
| Current Month's Claims | 3 OSHA Recordable 1 Lost Time 0 Non-Recordable 0 Denied | 1 OSHA Recordable 1 Lost Time 0 Non-Recordable 0 Denied |
| Year-to-Date Claims | 16 Recordable 3 Non-Recordable | 7 Recordable 3 Non-Recordable |
| Current Month Costs | \$8,979.99 | \$6,056.54 |
| Year-to-Date Costs | \$99,903.87 | \$53,329.24 |

Other:

None

Parks and Recreation

Significant Issues:

- Pleasant Hill Park Community Center – Drywall installation has been completed. Cabinet construction and installation has started.
- Special Event Planning and Preparation for the following:
 - Great New Bern Fire Commemoration
 - Coastal Christmas Flotilla
 - Holiday Movie in the Park
 - Wreaths Across America
 - New Year’s Eve Block Party
- Toys for Tots – Applications for assistance are being received and processed. Staff are sorting donations and preparing for distribution.
- Ice Skating began on November 25th, and we have had 538 participants with a total of: \$2,690.00 collected for November 25th, 26th, & 27th.

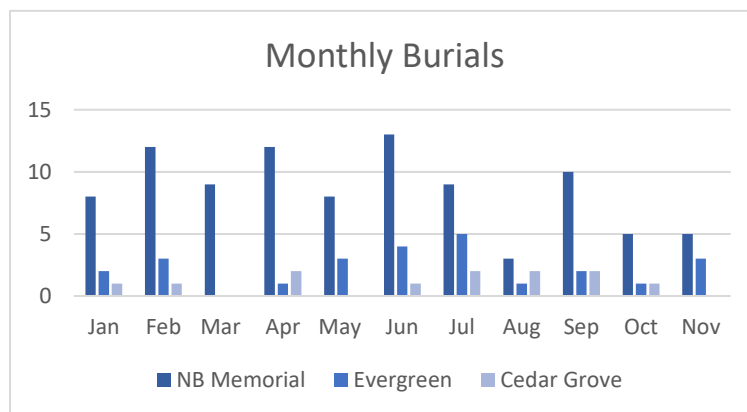
Grounds Maintenance General Work - Mowing and maintenance of general landscape beds are occurring on a weekly basis in our parks, right of ways, green spaces, and city facilities. Seasonal leaf and debris cleanup is occurring. Staff preparing for fall/winter tree plantings.

Christmas Décor Installation – All Parks & Grounds staff assisted with Christmas lights install and displays at Union Point Park and Bear Plaza.

Athletics –Adult Coed Volleyball and Youth Basketball has begun. League play for Volleyball started on November 29th with 46 registered participants. Youth Basketball practice and team organization starts in December. Registration for Youth Basketball is 76.

Recreation - Programs held during November included, BEAR Afterschool (21 daily average), Weekday Walking (5 participants) Senior Fitness (14 participants), Low Impact Aerobics (7 Participants) Ceramics (75 participants), Senior Line Dancing (56 participants), Fencing (66 participants), Paint with us (8 participants), and Wii Sports Bowling Club (0 Participants), and Champions in Motion (249 participants).

Cemeteries - Eight (8) burials occurred in November (Evergreen 3; New Bern Memorial 5).



Police

Crime:

| Incidents & Arrests | Nov Total | 2019 Total | 2020 Total | 2021 Total | 2022 YTD |
|------------------------------------|-----------|------------|------------|------------|----------|
| NIBRS* Group A Incidents | 144 | 2,644 | 2,530 | 2,235 | 1,821 |
| NIBRS* Group B Incidents (Arrests) | 44 | 736 | 589 | 725 | 656 |
| Adult Arrests | 112 | 1,477 | 1,256 | 1,325 | 1,240 |
| Juvenile Arrests | - | 3 | 2 | 3 | 6 |
| Total Arrests | 112 | 1,480 | 1,258 | 1,328 | 1,248 |
| Police Calls for Service | 3,274 | 45,402 | 41,846 | 44,299 | 39,000 |
| Business Alarms Dispatched | 101 | 1,981 | 1,635 | 1,510 | 1,244 |
| Residential Alarms Dispatched | 30 | 645 | 497 | 484 | 440 |
| Alarm Calls (PD Dispatched) | 131 | 2,626 | 2,132 | 1,994 | 1,684 |

*NIBRS = National Incident-Based Reporting System

Monthly and year-to-date totals are subject to change due to reports being submitted/merged after the month for which they were reported and to account for corrections/changes to the original classifications.

| Index Crime Report | Nov Total | 2019 Total | 2020 Total | 2021 Total | 2022 YTD |
|--------------------------|-----------|--------------|--------------|--------------|------------|
| Homicide | - | 2 | 4 | 6 | 3 |
| Rape | - | 8 | 15 | 14 | 16 |
| Robbery | 4 | 25 | 23 | 22 | 15 |
| Aggravated Assault | 10 | 88 | 119 | 97 | 102 |
| B&E – Residence | 4 | 177 | 176 | 114 | 89 |
| B&E – Business | 4 | 49 | 30 | 34 | 32 |
| Theft from Motor Vehicle | 9 | 141 | 127 | 116 | 93 |
| Larceny | 28 | 841 | 706 | 608 | 409 |
| Motor Vehicle Theft | 2 | 25 | 34 | 35 | 29 |
| Arson | - | 7 | 1 | 5 | 3 |
| Total | 61 | 1,360 | 1,235 | 1,051 | 791 |

| Criminal Investigations | Nov Total | 2021 Total | 2022 YTD |
|------------------------------|-----------|------------|----------|
| Cases Assigned | 13 | 183 | 171 |
| Cases Closed by Arrest | 0 | 41 | 36 |
| Cases Closed Leads Exhausted | 0 | 15 | 2 |
| Cases Closed Unfounded | 0 | 13 | 6 |

| 2022 Cases of Note - Nov | |
|--------------------------|---|
| 2022-37044 | Home Invasion: 1000 block of Neuse Ave, Victims were waiting for a friend to arrive after parting so when a knock at the door |

| | |
|------------|---|
| | occurred, they opened it without checking. Upon opening, an unknown male wearing a face covering entered the residence and physically assaulted the victim. Victims cleaned the residence up prior to law enforcement arrival. Area canvassed, evidence collected, and interviews conducted. No witnesses or camera footage located. |
| 2022-37109 | Identity Theft: Intersection of Broad St / Queen St, Traffic stop led to discovery of large organized financial crime. Three of the Four suspects are in custody for charges related to the traffic stop. Search warrants pending for vehicle and financial institutions. Ongoing interviews being conducted. Federal Agents are assisting and state warrants pending at this time. |
| 2022-37112 | Bomb Threat: 100 Block of N Glenburnie Rd, reported threat of violence where evidence of threat was detected by K9. Scene searched and processed. Interviews conducted, search warrants served, security camera footage obtained, and evidence collected. Pending interviews and search warrant results at this time. |
| 2022-38705 | Missing persons: 2700 block of Neuse Blvd, two adults were reported missing after leaving a family party and never returning home. After conducting searches and following leads, both adults were found deceased. No foul play suspected at this time. |
| 2022-38874 | Gunshot victim: Unknown location, adult victim admitted to the hospital with a gunshot wound to the leg. Victim refused to cooperate and answer questions. No scene, evidence, or suspect description/identity could be obtained. Victim will be approached again for further information upon further medical treatment. |
| | |
| | |

| Crime Analysis | | |
|--|--|--|
| | Nov 2022 | 2022 YTD |
| Top 5 Calls for Service & Number of Incidents | 1) Traffic Stop– 505 2) Security Check Business –410 3) Follow-Up/Supplemental – 147 4) Citizen Assist– 141 5) Assist Other Agency - 111 | 1) Traffic Stop – 5,667 2) Security Check Business – 3,705 3) Follow-Up/Supplemental – 2,181 4) Directed Patrols – 1,934 5) Security Check Residential – 1,851 |
| Top 5 Calls for Service for Current Month by Location* and Number of Incidents | 1) 3105 M. L. King Jr. Blvd (Larceny, Security Checks) - 61 2) 1100 Clarks Rd. (Commitment Papers)- 44 3) 210 E Front St. (Security Checks)- 42 4) Middle St./Pollock St. (Directed Patrols, Extra Duty)- 37 5) 1309 Country Club Rd. (Security Checks, Disturbance) -33 | |

| | |
|---|--|
| Top 4 Group A Crime Locations for Current Month and Number of Incidents | 1) 3105 M. L. King Jr. Blvd (Larceny, Security Checks) - 3 *No other location had more than one (1) Incident/Report |
|---|--|

**Excludes officer self-initiated activities and calls at the Police Department that do not divert agency resources.*

Personnel:

| Extra Duty Hours | | | | | | |
|------------------|------------|------------|------------|------------|------------|-----------------|
| Nov | 2017 Total | 2018 Total | 2019 Total | 2020 Total | 2021 Total | 2022 YTD |
| 286 | 4,076.75 | 4,525.01 | 4,392.75 | 995.50 | 1,110.50 | 2,291.90 |

City sponsored events/assignments are considered overtime assignments and are not included in extra duty reporting.

| Overtime (2022) | Nov Total | 2019 Total | 2020 Total | 2021 Total | 2022 YTD |
|-------------------------|-------------------|---------------------|---------------------|---------------------|---------------------|
| Office of the Chief | \$0.00 | \$180.55 | \$62.84 | \$2,261.12 | \$559.92 |
| Operations Division | \$3,779.81 | \$151,599.12 | \$118,609.28 | \$126,171.84 | \$120,603.13 |
| Services Division | \$4,434.76 | \$136,802.31 | \$89,971.82 | \$85,190.82 | \$82,837.13 |
| Investigations Division | \$0.00 | \$42,992.18 | \$19,358.26 | \$26,177.20 | \$38,017.38 |
| TOTAL | \$8,412.57 | \$331,574.16 | \$228,013.20 | \$239,800.98 | \$242,377.62 |

Significant Issues (not noted above):

Public Works

Leaf and Limb:

| Service Provided (Tons) | FY20-21 YTD | FY21-22 YTD | FY22-23 YTD | November 2022 |
|-------------------------|-------------|-------------|-------------|---------------|
| White Goods Collected | 49.50 | 40.50 | 13.50 | 4.50 |
| Brown Goods Collected | 4,191.00 | 3,491.40 | 1,366.20 | 297.00 |
| Yard Waste Received | 13,612.05 | 11,432.91 | 4,876.86 | 1,160.80 |
| Mulch Dispersed | 450.05 | 779.90 | 666.30 | 140.34 |

City Garage:

| Costs | FY20-21 YTD | FY21-22 YTD | FY22-23 YTD | November 2022 |
|---|--------------|--------------|--------------|---------------|
| Services Provided by City Garage: | | | | |
| Vehicles Serviced | 2,728 | 2,793 | 1,389 | 213 |
| Total Labor Cost | \$118,978.38 | \$124,619.90 | \$ 57,912.15 | \$10,595.61 |
| Total Parts Cost | \$222,112.11 | \$256,478.58 | \$139,980.99 | \$29,393.81 |
| Total Cost (Parts + Labor) | \$341,090.50 | \$381,098.48 | \$197,893.14 | \$39,989.42 |
| Services Provided by Contract: | | | | |
| Vehicles Serviced | 403 | 420 | 238 | 39 |
| Total Labor Cost | \$105,911.46 | \$111,323.13 | \$ 51,807.63 | \$5,472.27 |
| Total Parts Cost | \$149,450.03 | \$144,368.02 | \$ 80,990.35 | \$11,277.29 |
| Total Cost (Parts + Labor) | \$255,361.49 | \$255,691.15 | \$132,797.98 | \$16,749.56 |
| Total Services Provided (City Garage & Contract): | | | | |
| Vehicles Serviced | 3,129 | 3,214 | 1,627 | 252 |
| Total Labor Cost | \$224,889.84 | \$235,940.03 | \$109,719.78 | \$16,067.88 |
| Total Parts Cost | \$371,562.14 | \$400,846.60 | \$220,971.34 | \$40,671.10 |
| Total Cost (Parts + Labor) | \$596,451.98 | \$636,789.63 | \$330,691.12 | \$56,738.98 |

| Cost by Department | FY20-21 YTD | FY21-22 YTD | FY22-23 YTD | November 2022 |
|-----------------------------|--------------|--------------|--------------|---------------|
| Public Utilities (Electric) | \$ 75,734.54 | \$ 78,440.04 | \$ 36,156.92 | \$ 4,927.17 |
| Public Utilities (W&S) | \$139,000.69 | \$144,044.80 | \$ 74,636.67 | \$ 9,085.78 |
| Police | \$107,363.21 | \$133,588.42 | \$ 53,872.04 | \$ 9,480.79 |
| Recreation & Parks | \$ 23,305.33 | \$ 18,916.65 | \$ 9,884.98 | \$ 530.21 |
| Finance | \$ 17,342.25 | \$ 11,591.79 | \$ 6,620.84 | \$ 228.73 |
| Public Works | \$155,557.33 | \$162,118.12 | \$104,763.86 | \$30,466.17 |
| Fire / Rescue | \$ 72,368.27 | \$ 84,908.56 | \$ 41,962.42 | \$ 2,005.13 |
| Human Resources | \$ 1,512.06 | \$ 614.13 | \$ 1,543.76 | \$ 0 |
| Development Services | \$ 4,268.27 | \$ 2567.12 | \$ 1,249.63 | \$ 15.00 |

Significant Issues: None.

Attendance for Board Appointees

| Board of Adjustment | | | |
|-----------------------------|----------------------------------|--|---------------------|
| Appointee | Current Month Attendance* | Meetings Missed in 2022 To Date | Appointed By |
| Richard Parsons | N/A | 4 | Ward 1 |
| Peter Dillon | N/A | 0 | Ward 3 |
| Jim Morrison | N/A | 0 | Ward 5 |
| John Riggs | N/A | 1 | Ward 6 |
| Kenneth “Kip” Peregoy | N/A | 3 | Mayor Outlaw |
| Barbara Sampson | N/A | 0 | Ward 5 |
| Jonathan Foster (Alternate) | N/A | 3 | Ward 4 |
| Ross Beebe (Alternate) | N/A | 1 | Ward 3 |

*A meeting was not held in November.

| Community Development Advisory Committee | | | |
|---|----------------------------------|--|---------------------|
| Appointee | Current Month Attendance* | Meetings Missed in 2022 To Date | Appointed By |
| Corinne Corr | P | 0 | Ward 1 |
| Carol Williams | P | 0 | Ward 2 |
| Marshall Williams | P | 1 | Ward 3 |
| Vernon Guion | P | 0 | Ward 4 |
| James Woods | P | 0 | Ward 5 |
| Della Wally | P | 0 | Ward 6 |

Meetings are held quarterly.

| Craven County Tourism Development Authority | | | |
|--|---------------------------------|--|---------------------|
| Appointee | Current Month Attendance | Meetings Missed in 2022 To Date | Appointed By |
| Bill Stafford | P | 0 | BOA |

| Dangerous Dog Board | | | |
|----------------------------|---------------------------------|--|---------------------|
| Appointee | Current Month Attendance | Meetings Missed in 2022 To Date | Appointed By |
| Dona Baker | N/A | 0 | BOA |
| Dr. Steve Stelma | N/A | 0 | BOA |
| Bobbi Kotrba | N/A | 0 | BOA |

*Meetings are only held as needed.

Attendance for Board Appointees

| Friends of New Bern Firemen’s Museum, Inc. Board of Directors | | | |
|--|----------------------------------|--|---------------------|
| Appointee | Current Month Attendance* | Meetings Missed in 2022 To Date | Appointed By |
| George Halyak | P | 1 | Ward 1 |
| John Meehan | P | 0 | Ward 2 |
| David Finn | P | 0 | Ward 3 |
| Betty Blythe | P | 2 | Ward 4 |
| Henry Watson | P | 4 | Ward 5 |
| Elona Fowler | A | 6 | Ward 6 |
| Gary Lingman | P | 1 | Bengel |
| Daniel Ensor | A | 1 | Mayor |
| David Pickens | A | 4 | Odham |
| Ex-officio Bobby Aster | A | 7 | Odham |

| Historic Preservation Commission | | | |
|---|---------------------------------|--|---------------------|
| Appointee | Current Month Attendance | Meetings Missed in 2022 To Date | Appointed By |
| Tripp Eure | N/A | 2 | Mayor |
| Mollie Bales | N/A | 0 | Ward 1 |
| Dr. Ruth Cox | N/A | 1 | Ward 2 |
| Jim Bisbee | N/A | 0 | Ward 3 |
| Tony Bryant | N/A | 1 | Ward 4 |
| Annette Stone | N/A | 1 | Ward 5 |
| Jim Morrison | N/A | 0 | Ward 6 |
| Tim Thompson | N/A | 0 | Aster |
| Candance Sullivan | N/A | 1 | Outlaw |

A meeting was not held in November.

Attendance for Board Appointees

| Housing Authority of the City of New Bern | | | |
|--|---------------------------------|--|---------------------|
| Appointee | Current Month Attendance | Meetings Missed in 2022 To Date | Appointed By |
| Zeb Hough | P | 2 | Mayor |
| Pete Monte | P | 0 | Mayor |
| Chris Ormond | A | 5 | Mayor |
| Sulin Blackmon | P | 1 | HA Residents |
| Ronald Scott | P | 2 | Mayor |
| Janelle Reddick | P | 0 | Mayor |
| Denise Harris-Powell | P | 0 | Mayor |

| New Bern Area Metropolitan Planning Organization – Transportation Advisory Committee | | | |
|---|----------------------------------|--|---------------------|
| Appointee | Current Month Attendance* | Meetings Missed in 2022 To Date | Appointed By |
| Bob Brinson | N/A | 2 | Brinson |
| Johnnie Ray Kinsey (Alternate)* | N/A | 2 | White |

*Alternate only *required* when regular appointee is not attendance. A meeting was not held in November.

| New Bern-Craven County Public Library Board of Trustees | | | |
|--|----------------------------------|--|---------------------|
| Appointee | Current Month Attendance* | Meetings Missed in 2022 To Date | Appointed By |
| Carol Becton | P | 0 | Odham |
| Sam Carter | P | 1 | Bengel |
| Bo Wernersbach | P | 1 | Bengel |
| Shelley Maloy | A | 12 | Bengel |
| Sabrina Bengel | A | 5 | Aster |

*Meetings are held alternate months (February, April, June, August, October, and December). A meeting was not held in November.

Attendance for Board Appointees

| Planning & Zoning Board | | | |
|------------------------------------|---------------------------------|--|---------------------|
| Appointee | Current Month Attendance | Meetings Missed in 2022 To Date | Appointed By |
| Brad Jefferson | P | 0 | Mayor |
| Travis Oakley | P | 0 | Ward 1 |
| Margie Dunn | P | 2 | Ward 2 |
| Gaspar Sonny Aluzzo | A | 1 | Ward 3 |
| Raymond Layton | P | 2 | Ward 4 |
| Kyle Dearing | P | 0 | Ward 5 |
| Pat Dougherty | P | 1 | Ward 6 |

| Police Civil Service Board | | | |
|-----------------------------------|----------------------------------|--|---------------------|
| Appointee | Current Month Attendance* | Meetings Missed in 2022 To Date | Appointed By |
| Amy James | N/A | 0 | Best |
| Isaiah Daniels | N/A | 0 | Aster |
| Karen May | N/A | 0 | Kinsey |
| Tyrone Brown | N/A | 0 | Odham |
| Lesley Hunter | N/A | 0 | Bengel |

*Meetings are only held on an as-needed basis for appeals of disciplinary actions.

| Redevelopment Commission | | | |
|---------------------------------|---------------------------------|--|---------------------|
| Appointee | Current Month Attendance | Meetings Missed in 2022 To Date | Appointed By |
| Stephanie Lovick | A | 5 | Gov. Bd. As Whole |
| Kip Peregoy | P | 1 | Gov. Bd. as Whole |
| Beth Walker | P | 2 | Gov. Bd. as Whole |
| Julian (Jay) Tripp | A | 5 | Gov. Bd. as Whole |
| Leander "Robbie" Morgan, Jr. | P | 2 | Gov. Bd. as Whole |
| Steve Strickland | A | 1 | Gov. Bd. as Whole |
| Julius Parham | P | 2 | Gov. Bd. as Whole |
| Tabari Wallace | P | 0 | Gov. Bd. as Whole |
| Theresa Lee | P | 2 | Gov. Bd. as Whole |

NOTE: At-large appointments reflect the name of the Governing Board member who made the appointment. All other appointments are specific to the Mayor or a Ward and are noted as such.

Attendance for Board Appointees

| Stanley White Recreation Center Advisory Committee | | | |
|---|----------------------------------|--|---------------------|
| Appointee | Current Month Attendance* | Meetings Missed in 2022 To Date | Appointed By |
| Leander Morgan, Jr. | N/A | 0 | Gov. Bd. As Whole |
| Talina Massey | N/A | 2 | Gov. Bd. as Whole |
| Kurtis Stewart | N/A | 2 | Gov. Bd. as Whole |
| James Woods | N/A | 1 | Gov. Bd. as Whole |
| Bernard White | N/A | 0 | Gov. Bd. as Whole |
| Reginald Pender | N/A | 0 | Gov. Bd. as Whole |
| Elijah Brown | N/A | 1 | Gov. Bd. as Whole |
| Barbara Lee | N/A | 2 | Gov. Bd. as Whole |

A meeting was not held in November.