

NEW BERN



NORTH CAROLINA

*Everything comes together here*

# Departmental Monthly Reports

---

September 2021

# Table of Contents

---

Development Services .....	2
Finance .....	6
Fire .....	7
Human Resources .....	8
Parks & Recreation.....	9
Police.....	10
Public Utilities .....	13
Public Works .....	21
Attendance for Board Appointees .....	22

## Development Services

### **Inspections:**

Overview	2020 YTD	2021 YTD	August 2021	September 2021
Commercial Permits – New Construction	95	60	4	7
Residential Permits – New Single Family	180	342	20	29
Residential Permits – Additions/Remodels	238	209	24	22
Mobile Homes	9	10	0	2
Signs	34	29	3	2
Certificates of Occupancy – Residential	172	172	20	17
Certificates of Occupancy – Commercial	12	4	0	3
Total Permit Valuation	\$105,414,843	\$79,573,671	\$8,486,052	\$10,638,736

### **Community and Economic Development:**

#### **Volt Center/City Market:**

- For FY2021 the Volt Center has 1,597 students and 405 confirmed jobs since the Volt Center’s opening by students prior to leaving or graduating from courses.

#### **Economic and Community Development:**

- Staff scheduled monitoring visits with CDBG-CV subrecipients, Religious Community Services and Catholic Charities.
- Staff scheduled the Community Development Advisory Committee retreat to be held on October 21<sup>st</sup>, at Development Services. This meeting will include an intensive review of the CDBG program and its policies and procedures.
- Staff recently received a quote from Enviro East Associates for lead and asbestos testing to be completed on October 5<sup>th</sup> for the property at 602 Gaston Boulevard before the home is relocated to 911 Eubanks Street.
- Staff has been working with the Redevelopment Commission’s health and wellness committee and attended a planning session held on September 22<sup>nd</sup>.
- The ongoing 2020 Bus Shelter Project bid opening was held on September 30<sup>th</sup>. Two bids were received, and staff is currently working on selecting the contractor.
- Staff has been researching HUD Section 108 loan information, this could potentially serve as an opportunity for City staff to expand rehabilitation efforts in the Greater Duffyfield community.

## Development Services

---

- Staff attended Craven 100 Alliance annual meeting.
- Staff completed training through the International Economic Development Council for Workforce Development Strategies. The course builds on the successes that have already been realized in New Bern and Craven County with the Volt Center and other initiatives that staff advocates for in the community to support the local economy, including needs of employers to fill jobs and to provide workers with skills to become employed. The versatile course explained the strong relationship between economic and workforce development through case studies, practical examples, and current research. Other topics of discussion included: talent attraction, K-12 development and integration, occupational analysis, target industry clusters, and specific breakout sessions with peers across the United States and Canada.
- The City of New Bern was selected for the Electricities Site Assist Program and held a kick-off call with the consultant team, members from Electricities and Staff. New Bern is one of seven NC public power communities approved to participate in the summer 2021 cycle of the Site Assist program. Staff is researching potential locations for consideration and have planned a site visit with the Electricities and consultant team. If favorable, the final site could be eligible to join the Electricities Smart Site program.
- Staff attended Electricities webinar on food and beverage manufacturing which provided insights on changes taking place within the food and beverage industry as well as their perspectives on how cities can continue to grow investment in this sector.
- Staff attended the Allies for Cherry Point's Tomorrow Board of Directors Meeting.
- Reviewed information for committee meeting for Allies for Cherry Point's Tomorrow Board of Directors Meeting bylaws revision.
- Staff met with firm to discuss the EPA Brownfields Grant Application process and provided follow-up information for a potential proposal. The EPA program provides funds to complete studies and assessments on city identified sites with potential for redevelopment. Funds can be used for all aspects of environmental assessments needed for site readiness and redevelopment planning: including community visioning, area master plans, site concept plans, cost estimations, remediation planning, marketing studies, feasibility analyses and economic impact studies. Staff is awaiting guidance to be posted for the 2021 cycle, but the consulting firm expects that the program may raise the cap in funding to \$500,000 this year with applications due end of October or early November.
- Staff met with an out of state real estate agent interested in commercial development along key business corridors.
- Staff met with county economic development team to discuss ongoing projects, business recruitment and retention initiatives, as well as the people attraction campaign.
- Staff attended webinar regarding the Supply Chain for Economic Developers: Understanding NC's Competitive Advantage. The 3-session series is being hosted by NCEDA.

### **Resiliency and Recovery Activities:**

- Staff held meeting with Namac + Fernleaf regarding the AccelAdapt tool and next steps for upkeep and maintenance innovative approaches to partnerships, such as shared funding mechanisms, and/or project design.

## Development Services

---

- Staff met with resilience consultant to discuss FEMA's BRIC application criteria to prepare for submitting LOIs by October 1<sup>st</sup> to the State of NC Emergency Management. BRIC, which stands for Building Resilient Infrastructure Communities, is FEMA's new program to assist communities with a variety of projects to support FEMA's lifelines. City staff is identifying a list of potential projects and compiling necessary information to submit as an LOI for NCEM to consider for full application. LOIs are due to the state in the beginning of October.
- Staff met with Moffatt & Nichol regarding the prioritization of projects for inclusion in the final Resiliency & Hazard Mitigation Plan.
- Staff participated in interview by WUNC for inclusion on NPR stations regarding the City's Resiliency & Hazard Mitigation Planning process.
- Staff reached out to NCEM regarding status of HMGP and FEMA grant programs. No response has been received.
- Staff reached back out to NCORR for update on status of the RebuildNC Strategic Buyout Program to determine if the State had any questions regarding the buyout zones presented for consideration by the City of New Bern. Staff has not heard an update.
- Staff met with UNC Chapel Hill professors regarding several ongoing studies focused on New Bern. UNC academics is extremely interested in the resilience planning efforts being conducted in New Bern and want to focus research on the community moving forward. Staff is coordinating details and working with UNC leadership. One framework discussed was the Building Resilience through Plan Integration, among other planning, ecological and environmental studies.
- Staff held calls and meetings with the City's grant writer on a variety of grant funding opportunities. Staff is working to schedule a public meeting for the Division of Water Infrastructure award possibility. Staff received positive news regarding the scoring of the NC Land and Water Fund application and hopes to share more information as officially released. While the project may not be funded with existing program dollars, it will be prioritized if funds become available when the state budget is finalized. Staff continues to work on next steps for the Division of Water Infrastructure award from the green project fund. A pre-engineering report is being completed for the Duffyfield Stormwater Enhancement Grant Program, which is part of the criteria for final funding to be awarded.

### GIS:

- Continued work on the Munis Permitting and Inspections setup looked at addresses and roads names, started entering the roads into the system. Most likely will not enter or add subdivision names.
- Attended the following meetings/workshops/seminars:
  - NC Arc Users Group Conference – 4-day program. Discuss a variety of tools related to ESRI software use and what other governments are doing in GIS. Attended a workshop on the new damage assessment tools by ESRI.
- Setup new GIS Technician, Dylan Wingle. He's also working with the Engineering Dept. to complete his capstone project to finish his MGIST at NCSU. He will be working to manage the city's GIS enterprise system and work with all departments to create maps and apps for the city.
- Continued work on resiliency and flood mitigation efforts along with Moffat & Nichol. Attended a Resiliency Action Plan meeting to formulate ideas to move forward and categorize efforts.
- Held the monthly GIS meetings to look at citywide efforts and goals. Discussed processes and a variety of projects being worked on, informed team that new GIS Tech would be starting soon.

## Development Services

---

- Began working on redistricting. Meet with Aldermen and presented changes (9 proposed) to the Board and later in a public meeting. Created a Story map to show case the differences and a survey to receive feedback from citizens. Process needs to be completed by Nov 17<sup>th</sup> for elections to occur.
- A variety of maps: street atlas book updated for both Fire/hydrants and Bulk Waste. Maps for the Mumfest for vendors. Mapped Fire calls and heat map for Stations 2 and 3. Updated the development projects site online to add new projects. Updated the Survey 123 for Public Works field crews.

### MPO:

- Staff attended:
  - IPD Planning Focus Group Meeting – 9/1
  - EDC Virtual Safety Summit Series - Safe Transportation for Every Pedestrian (STEP) – 9/1
  - Promoting Living Shorelines Workshop – 9/2
  - EWN Virtual Open House – 9/2
  - EDC Virtual Safety Summit Series – Data-Driven Safety Analysis (DDSA) – 9/8
  - Community Engagement and Outreach on a Budget webinar – 9/16
  - NCAMPO Transit Subcommittee Meeting – 9/28
  - Highway 17/64 Corridor Commission Meeting – 9/29
- Submitted letter of support for River Bend Expansion Project – 9/15
- Held Division 2 MPO/RPO/NCDOT Meeting – 9/22
- Held City of New Bern Bike/Ped Kickoff Meeting – 9/30
- Continued discussions with MPO planning partners and NCDOT
- Continued efforts with website and social media updates.

### Zoning:

- Presented the following items for the July Planning and Zoning Board Meeting:
  - Robert May Subdivision, Phase 2 (Highland Village) – General and Final Plans
  - Hudson Carolina Colours Development, LLC
  - Raine’s property rezoning request
- Presented the following items for the Development Review Committee (DRC):
  - Consideration of a Site Plan for The Wash House laundry.
  - Consideration of a Site Plan for WEKS Investments (office)
- Conducted field collection of Illegal signs placed in ROW’s on MLK Jr. Boulevard corridor.
- Conducted field investigations related to zoning violation complaints.
- Fielding zoning-related phone calls and email requests
- Processing sign permit applications

### HPC:

- Design Review Meeting held on September 1, 2021, for the following projects:
  - 504 S. Front St. – Fencing, landscaping, and stage
  - 218 Change St. – rear porch roof addition
  - 215 Pollock St. – rear egress stairway replacement
  - 227 E. Front Street - raising the house, moving it back 4' on the lot, adding new stairs and ramp
  - 816 E. Front St - new infill house on a vacant lot
  - 100 block of Craven St. – new electric vehicle chargers and equipment
  - 221 S. Front St. – modifications to approved CoA

## Development Services

---

- Regular Meeting held on September 15, 2021, for the following projects:
  - 227 E. Front Street - raising the house, moving it back 4' on the lot, adding new stairs and ramp.

221 S. Front St. – modifications to approved CoA

## Finance

### Cash on Hand :

Fund	As of 6/30/2018	As of 6/30/2019	As of 6/30/2020	As of 6/30/2021 *Estimate*	As of 9/30/2021 *Estimate*
Water Fund Cash on Hand	\$ 6,424,708	\$ 7,316,831	\$ 8,316,009	\$ 9,821,761	\$ 11,593,669
Water (Days)	381	255	287	333	382
Sewer Fund Cash on Hand	\$ 4,214,328	\$ 4,460,409	\$ 5,096,367	\$ 5,490,164	\$ 6,699,021
Sewer (Days)	192	135	153	155	185
Electric Fund Cash on Hand	\$ 18,144,700	\$ 19,930,718	\$ 18,891,493	\$ 20,154,267	\$ 24,693,920
Electric (Days)	151	132	124	132	164
General Fund Cash on Hand	\$ 14,236,881	\$ 18,024,570	\$ 15,260,906	\$ 20,120,874	\$ 14,877,242
General Fund Balance %	39.50%	48.00%	55.51%	58.01%	41.24%

### General Fund Cash on Hand net of Hurricane Funds:

Fund	As of 6/30/2018	As of 6/30/2019	As of 6/30/2020	As of 6/30/2021 *Estimate*	As of 9/30/2021 *Estimate*
General Fund Cash on Hand	\$ 14,236,881	\$ 18,024,570	\$ 15,260,906	\$ 20,120,874	\$ 14,877,242
Florence Fund Cash on Hand	\$ -	\$ (11,578,971)	\$ (5,099,694)	\$ (5,749,484)	\$ (6,137,873)
Dorian Fund Cash on Hand	\$ -	\$ -	\$ (1,457,187)	\$ (424,424)	\$ (424,424)
Isaias Fund Cash on Hand	\$ -	\$ -	\$ -	\$ (51,860)	\$ (51,860)
Net General Fund Cash on Hand	\$ 14,236,881	\$ 6,445,599	\$ 8,704,025	\$ 13,895,106	\$ 8,263,085
Net General Fund Balance %	39.50%	17.00%	30.39%	33.58%	38.17%

\*The actual fund balance and Days Cash on Hand for each fiscal year are determined after the completion of the Comprehensive Annual Financial Report. The amounts above are estimates based on current financial information.

### Significant Issues/Comments:

None.



## Fire

### **Fire Suppression:**

Incidents	2020 Total	2021 YTD	Last Month	Current Month
Number of Incidents	1,956	1,474	198	202
90% Response Time to Incidents	9 minutes 49 seconds	8 minutes 54 seconds	8 minutes 53 seconds	8 minutes 26 seconds
Endangered Property Value	\$292,177,530	\$206,548,225	\$13,578,038	\$1,184,510
Property Losses Due to Fire	\$4,265,125	\$814,100	\$20,738	\$686,360
Percentage of Saved Property Value	98.54%	99.61%	99.85%	42.06%
Overlapping Incidents	238	N/A*	N/A*	N/A*

\* Not available due to new software current reporting limitations.

### **Fire Prevention:**

Prevention Statistics	2020 Total	2021 YTD	Last Month	Current Month
Fire Investigations	54	34	1	7
Fire Inspections	2,120	1,470	147	107
Permits Issued	87	82	5	4
Child-Passenger Seat Checks	43	78	10	11
People Educated Through Public Fire & Life-Safety Programs	2,189	2,175	116	1,751
Smoke Alarms Installed	196	181	24	29

### **Narcan:**

Statistics	2020 Total	2021 YTD	Last Month	Current Month
Overdose Calls Responded To	146	115	16	12
Instances Narcan Administered	11	4	0	0

### **Significant Issues:**

- Continue to use state recommended medical response protocol for COVID.
- Clean/sanitize fire stations and apparatus twice daily.
- Reinstated distancing policy when in fire station.
- Participated in 9/11 Ceremony with Police Department at Firemen's Museum.
- Participated in Fire Department/Police Department softball game in support of Religious Community Services (RCS) with food donations.
- Started Fire Prevention programs in elementary schools (approximately 1800 people).
- Participated in "Meet & Greets" at elementary schools.
- Participated in mutual aid live fire training with Cherry Point Fire Department.
- Participated in mutual aid Initial Company Operations with Tri-Community Fire Department.

## Human Resources

### City-Wide Vacancies:

Department	Budgeted Positions	Separations During the Month	Positions Filled By External Candidates During the Month	Current Vacancies	Turnover FY20/21	Turnover FY21/22
Administration	13	0	0	2	2	0
Development Services	20	1	4	0	0	2
Finance	14	0	1	3	6	6
Fire	75	1	0	3	4	1
Human Resources	5	0	0	0	1	0
Parks & Recreation	30	0	0	5	3	2
Police	120.5	3	0	9	15	4
Public Utilities	87	0	2	13	12	3
Public Works	51	3	3	9	10	8
Water Resources	81	1	4	7	13	5
Totals:	496.5*	9	14	51**	66	31

*\*Includes regular and 2 grant-funded positions approved for the fiscal year; does not include seasonal positions. Includes 10 funded positions approved by Board of Aldermen at the July 27, 2021 meeting (6-Public Utilities, 3-Water Resources and 1-Public Works). Includes additional position of Assistant City Manager approved by Board of Aldermen at the September 14, 2021 meeting. Reflects re-organization of 10 positions transferred from Finance Department to Public Utilities.*

*\*\*Current vacancies due to separations from employment, promotions, demotions and transfers.*

### Safety News:

Workers' Compensation	2021	2022
Current Month's Claims	1 OSHA Recordable 0 Lost Time 0 Non-Recordable 1 Denied	3 OSHA Recordable 0 Lost Time 0 Non-Recordable 0 Denied
Year-to-Date Claims	3 Recordable 2 Non-Recordable	10 Recordable 3 Non-Recordable
Current Month Costs	\$32,087.00	\$14,346.70
Year-to-Date Costs	\$83,022.00	\$64,085.33

### Other:

None

## Parks and Recreation

---

### **Significant Issues:**

Martin Marietta Park - Work continues on fine grading of trails, signage installation, and completion of floating docks. Waiting on gangway for completion of the floating docks. Regular watering of sod to ensure livability. By the end of October, Phase 1 will be completed. Plans are being made for a grand opening.

Grounds Maintenance General Work - Mowing and maintenance of general landscape beds are occurring on a weekly basis in our parks, right of ways, green spaces, and city facilities.

Cemeteries - Work continues on mowing and maintenance. Plans for filming for informational purposes is in the works by the PIO. Regular tours in Cedar Grove have been held by the Questers. The Ghost Walk by the NB Historical Society will occur in October.

Special Events - Two Footloose on the Neuse Concerts were held in September (3rd and 11th). This wrapped up the series for the 2021 season. The last summer Drive-In Movie at Lawson Creek Park was held in September (24th). Plans and implementation for Halloween Festivities are in the works.

MumFest prep and planning. Staff assignments and schedules made. Ordering supplies and fabrication of new mum displays.

The Stanley White Recreation Center Advisory Committee did not meet in September. The Committee will reconvene in October. A meeting is scheduled for Tuesday, October 19th.

## Police

### Crime:

Incidents & Arrests	Sep Total	2018 Total	2019 Total	2020 Total	2021 YTD
NIBRS* Group A Incidents	171	2,534	2,644	2,530	1,688
NIBRS* Group B Incidents (Arrests)	74	900	736	589	567
Adult Arrests	143	1,698	1,477	1,256	1021
Juvenile Arrests	0	9	3	2	2
Total Arrests	143	1,707	1,480	1,258	1021
Police Calls for Service	3,804	45,246	45,402	41,846	33,436
Business Alarms Dispatched	127	2,157	1,981	1,635	1,212
Residential Alarms Dispatched	52	755	645	497	397
Alarm Calls (PD Dispatched)	179	2,912	2,626	2,132	1,609

\*NIBRS = National Incident-Based Reporting System

Monthly and year-to-date totals are subject to change due to reports being submitted/merged after the month for which they were reported and to account for corrections/changes to the original classifications.

Index Crime Report	Sep Total	2018 Total	2019 Total	2020 Total	2021 YTD
Homicide	-	-	2	4	4
Rape	1	9	8	15	7
Robbery	3	30	25	23	18
Aggravated Assault	9	87	88	119	70
B&E – Residence	4	168	177	176	74
B&E – Business	1	37	49	30	26
Theft from Motor Vehicle	29	111	141	127	90
Larceny	44	782	841	706	459
Motor Vehicle Theft	4	36	25	34	26
Arson	2	3	7	1	3
<b>Total</b>	<b>97</b>	<b>1,255</b>	<b>1,360</b>	<b>1,235</b>	<b>777</b>

Criminal Investigations	Sep Total	2020 Total	2021 YTD
Cases Assigned	17	235	120
Cases Closed by Arrest	4	43	39
Cases Closed Leads Exhausted	3	18	13
Cases Closed Unfounded	1	25	13

2021 Cases of Note - Sep	
2021-29691	Arson: 1200 block Broad St. Trash and wooden pallets were caught on fire at the rear of the business. Interviews conducted but no physical evidence could be located. No video or witnesses were located. Closed leads exhausted.

2021-30005	Arson: 1200 block Broad St. Debris was caught on fire at the rear of the business. Interviews conducted but no physical evidence could be located. No video or witnesses were located. Closed leads exhausted.
2021-32135	Sexual Assault: 200 block Craven St. Reported sexual assault at Prohibition by third party. Conducted interviews, served search warrants, and collected evidence. This case led to 17 other incidents of similar nature which will be in October's monthly report.
2021-32322	Gunshot Victim: Karen Dr. Reported gunshot victim shot in the thigh. Conducted interviews and collected evidence. At this time, it appears to be a self-inflicted gunshot wound.

Crime Analysis		
	<b>Sep 2021</b>	<b>2021 YTD</b>
Top 5 Calls for Service & Number of Incidents	1) Traffic Stop – 481 2) Security Check Residential -411 3) Security Check Business– 334 4) Follow Up – 218 5) Directed Patrols – 175	1) Traffic Stop – 4,611 2) Security Check Business – 3,606 3) Security Check Residential – 3,024 4) Follow Up – 1,670 5) Directed Patrols – 1,433
Top 5 Calls for Service for Current Month by Location* and Number of Incidents	1) 1100 Clarks Rd, Magistrates Office (Commitment Papers)- 60 2) 601 Rountree St (Assault, B&E & Larceny)- 48 3) 1309 Country Club Rd (Park Gate, Security Checks)- 43 4) 3105 M L King Jr Blvd (Larceny )- 39 5) 1125 Walt Bellamy Dr (Security Checks)- 39	
Top 3 Group A Crime Locations for Current Month and Number of Incidents	1) 4400 NC 43 BYP N (TS)- 4 2) 1405 Neuse Blvd, (Larceny and Fraudulent Activities)- 4 3) 1201 Broad St, Lowes (Armed Robbery, Arson and Larceny)- 4	

*\*Excludes officer self-initiated activities and calls at the Police Department that do not divert agency resources.*

**Personnel:**

Extra Duty Hours						
Sep	2016	2017	2018	2019	2020	2021 YTD
95.25	3,299.00	4,076.75	4,525.01	4,392.75	995.50	689.00

*City sponsored events/assignments are considered overtime assignments and are not included in extra duty reporting.*

<b>Overtime (2021)</b>	<b>Sep Total</b>	<b>2018 Total</b>	<b>2019 Total</b>	<b>2020 Total</b>	<b>2021 YTD</b>
Office of the Chief	<b>\$102.74</b>	\$200.97	\$180.55	\$62.84	<b>\$1,622.68</b>
Operations Division	<b>\$11,343.55</b>	\$266,946.37	\$151,599.12	\$118,609.28	<b>\$78,525.90</b>
Services Division	<b>\$5,493.77</b>	\$152,064.54	\$136,802.31	\$89,971.82	<b>\$59,080.04</b>
Investigations Division	<b>\$1,094.28</b>	\$75,893.65	\$42,992.18	\$19,358.26	<b>\$15,242.54</b>
<b>TOTAL</b>	<b>\$18,034.34</b>	<b>\$495,422.53</b>	<b>\$331,574.16</b>	<b>\$228,013.20</b>	<b>\$154,471.16</b>

**Significant Issues (not noted above):**

## Public Utilities

---

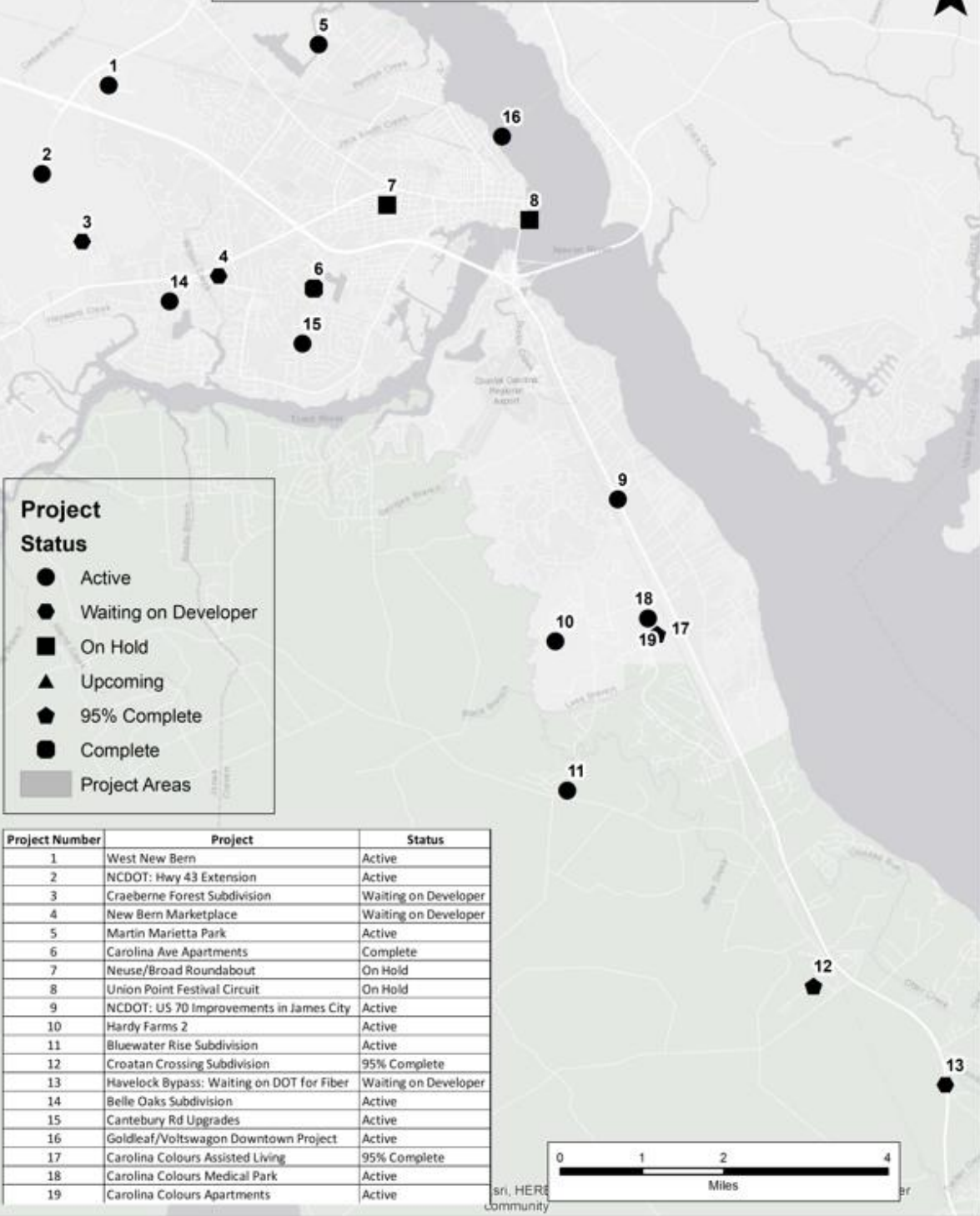
- High-Profile Projects: Twelve high profile projects have been identified for electric utilities. A location map is attached to assist with visualizing the project locations. There are also six high profile water and sewer projects currently underway. An updated summary is included.
- System Reliability: A total of 28 interruptions were recorded on the electric system during the month of September. This impacted a total of 1218 customers. As a result, customers experienced an average of 0.1 interruptions and were restored in an average of 10.654 minutes. Additional details are provided in the table of “Electric System Outages and Reliability Statistics”.
- Safety: Monthly safety meetings continue. Continue to mitigate the spread of COVID.
- Electric and Water Sales: Graphical trends of revenue and expenses are Included.
- Employee Recognitions –

Tim Davis - Tim has been working very hard getting all our equipment up to par. He has worked hard to make sure we are in compliance with safety regulations and has even assisted Water and Sewer. Thanks for all you do Tim!

Alli Jones – Alli has been extremely helpful assisting Public Works with developing an application for record keeping of the Metro Net project. She has also set up surveys for right-of-way projects. Thanks for all your hard work, Alli!

Latisha Washington and Kenya Gainey – Latisha and Kenya have worked very hard making sure customers are taken care of, all while being short staffed (Staff of 5, short 3). They have kept up with a heavy workload and managed to get the work done in a timely manner. Latisha was also highlighted in the City’s monthly newsletter!

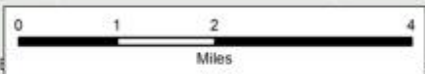
# ELECTRIC PROJECTS & DEVELOPMENT SEPTEMBER 2021 UPDATE



**Project Status**

- Active
- Waiting on Developer
- On Hold
- ▲ Upcoming
- ⬠ 95% Complete
- Complete
- Project Areas

Project Number	Project	Status
1	West New Bern	Active
2	NCDOT: Hwy 43 Extension	Active
3	Craeberne Forest Subdivision	Waiting on Developer
4	New Bern Marketplace	Waiting on Developer
5	Martin Marietta Park	Active
6	Carolina Ave Apartments	Complete
7	Neuse/Broad Roundabout	On Hold
8	Union Point Festival Circuit	On Hold
9	NCDOT: US 70 Improvements in James City	Active
10	Hardy Farms 2	Active
11	Bluewater Rise Subdivision	Active
12	Croatan Crossing Subdivision	95% Complete
13	Havelock Bypass: Waiting on DOT for Fiber	Waiting on Developer
14	Belle Oaks Subdivision	Active
15	Cantebury Rd Upgrades	Active
16	Goldleaf/Voltswagon Downtown Project	Active
17	Carolina Colours Assisted Living	95% Complete
18	Carolina Colours Medical Park	Active
19	Carolina Colours Apartments	Active





## Public Utilities

- **Advanced Metering Infrastructure Project** - This project involves installing a network of electric and water meters. We are currently reading 15,131 water meters and 24,440 electric meters, of which 11,703 are disconnect meters. There have been 6,803 two-way load management switches installed.

### SEPTEMBER 2021

Utility	Active Cust.	Never AMI Cust.	Active AMI Cust.	% Complete
Electric	23,185	36*	23,518	99.999
Water	18,421	~ 2,570	~ 13,729	~ 95.565
<b>Installed Gateways</b>		42		
<b>Installed Relays</b>		85		
<b>LM Customers</b>		4,248		
<b>Total Switches</b>		6,803		
Controlled Devices				
<b>Air Conditioner</b>		<b>Electric Furnace</b>	<b>Heat Strips</b>	<b>Water Heaters</b>
4,268		85	2,221	2,286

*\*Electricities read meters*

*Note: Active AMI meters reporting procedure has been corrected and adjusted accordingly*

*Note: Water's 'Never AMI' estimate impacts the '% Complete'*

- **Street Lighting** - This project involves the changing out of streetlights, area lights, and security and flood lights throughout the city. Annual budget amount has been spent. The effort will resume in the new budget year.
- **Vegetation Management** – Is ongoing throughout the service area.

## Public Utilities

---

### High-Profile Electric Projects:

- **Bluewater Rise Subdivision**. *New underground residential subdivision*. Construction is following the pace of the developer.
- **Croatan Crossing Subdivision**. Construction is following the pace of the developer. This project is 98% complete.
- **NCDOT**. *This consist of various NCDOT projects.*
  - a. NC Hwy 43 Extension – Engineering
  - b. Neuse Boulevard Roundabout – On hold by NCDOT.
  - c. US Hwy 70 – James City – Engineering, Design and Construction
  - d. US Hwy 70 – James City – Fiber – Engineering/Permitting
  - e. Havelock Bypass – Engineering, Design and Construction
  - f. Havelock Bypass Fiber – Awaiting additional information
  - g. Thurman Road to Havelock bypass – NCDOT hold.
  - h. *Reimbursable dollars to date: \$904,152.60; collected to date \$904,152.60*
- **Martin Marietta** – Following pace of developer.
- **Golden LEAF Grant** – Raise or relocate electrical infrastructure. Construction activities.
- **Carolina Avenue Apartments** – Construction activities follow pace of developer - 95% complete.
- **West New Bern** – Electric line extension in progress and following pace of developer.
- **Volkswagon DEQ Grant** – Electric vehicle chargers. Construction in progress.
- **Canterbury Road** – Overhead to underground conversion 60% complete.
- **Hospital Expansion** – Awaiting further information.
- **Schlaadt Plastic Plant Expansion** – Waiting on contractor.
- **Tesla** – In service

## Public Utilities

---

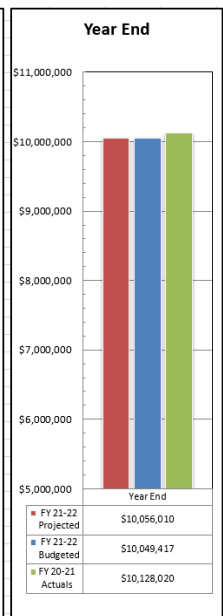
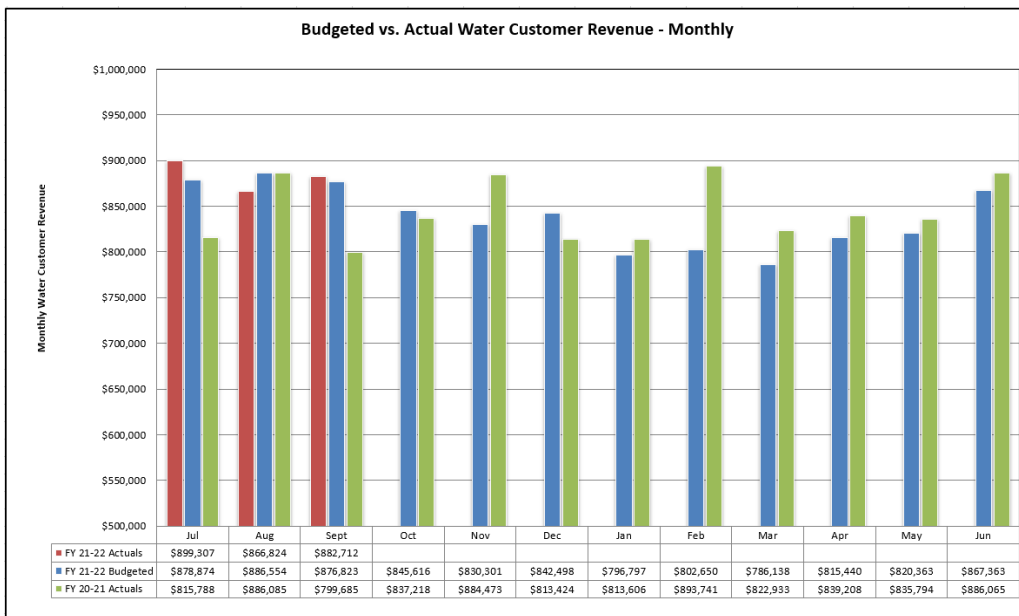
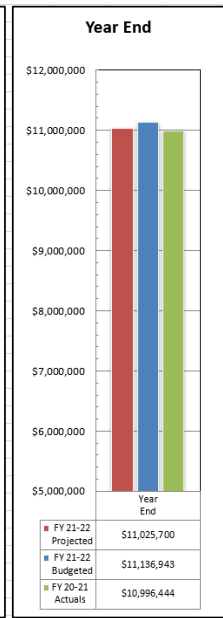
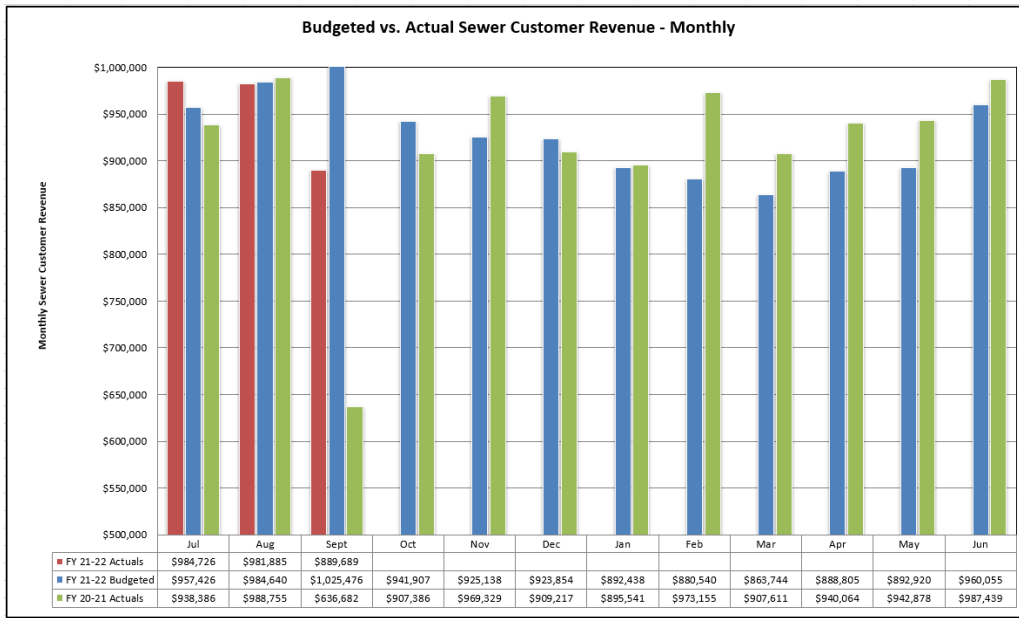
### High-Profile Water Resources Projects:

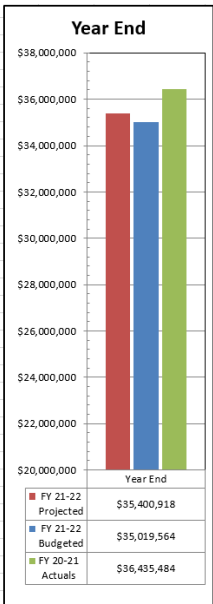
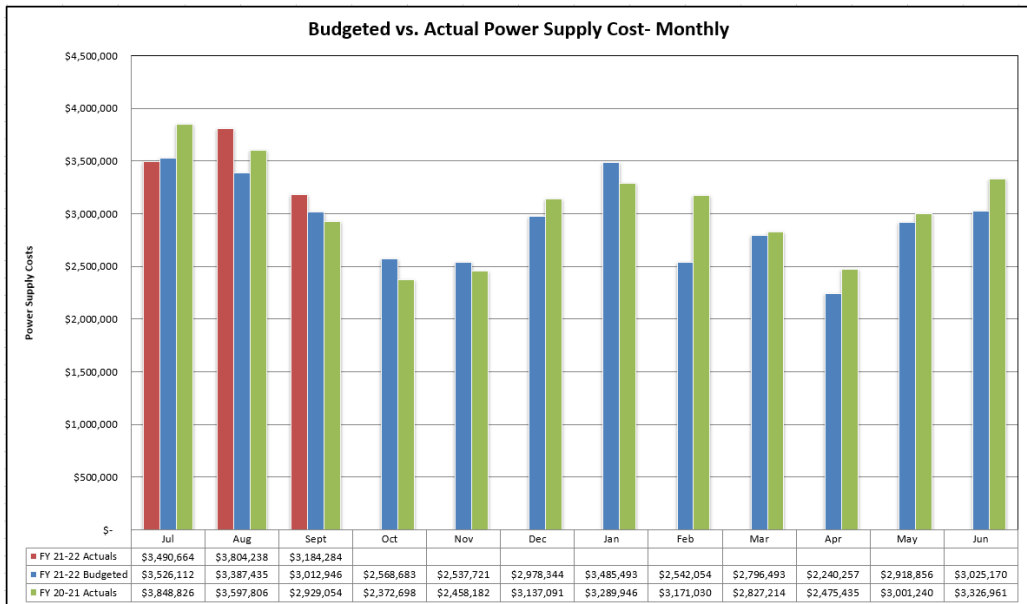
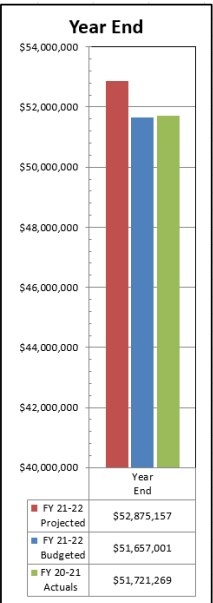
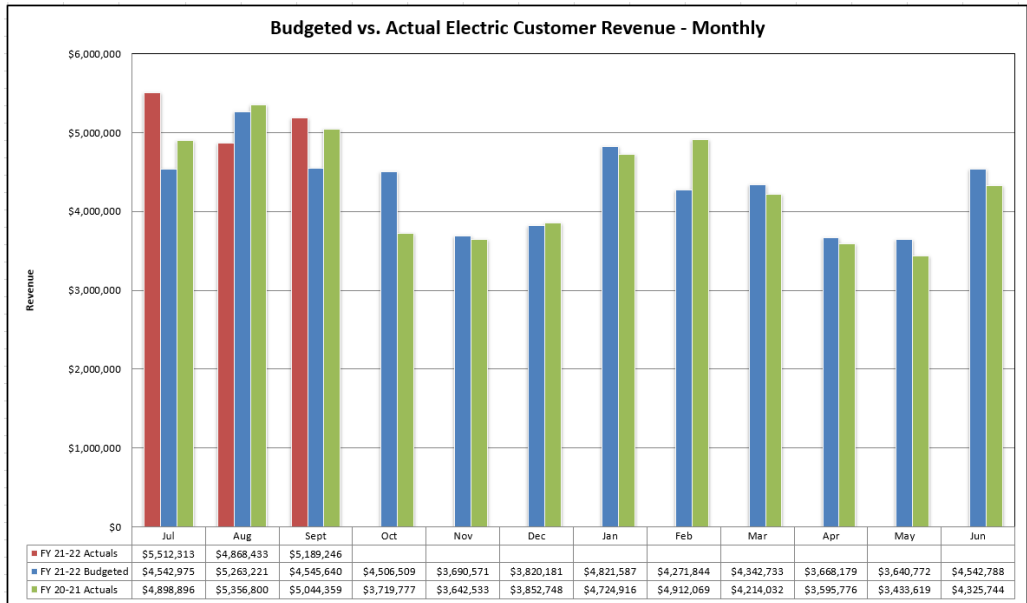
- **Township No. 7 Sewer Improvements – Phase III**. *Sewer system infrastructure improvements for increasing transmission capacity.* Due to the pump station’s proposed location in the historic district and on State property, several additional approvals will have to be obtained prior to being able to move forward with construction. The easement for the pump station site is in processing within the State Property Office and the final plans have been submitted to other various state agencies for permitting.
- **West New Bern Water System Improvements** – *Water system infrastructure improvements between the Highways 17 and 55 corridors increasing available domestic and fire flow supplies.* The NCDOT has postponed the proposed work on extending Highway 43, which will impact the southern tie-in for this project. At this point, we plan to continue moving forward with the water project and will make the necessary modifications to the project to complete the southern tie-in, without the highway improvements in place.
- **Racetrack Road Sewer Lift Station Rehabilitation Project** – *Rehabilitation of the existing sewer pump station No. 29 that services a small area of Racetrack Road, near the railroad crossing.* All of the new force main for the project has been installed. However, the construction has been paused due to manufacturing delays of the wet well and valve vault components. They are hoping to receive materials at some point October, at which point the construction can resume.
- **FY22 Water & Sewer Improvements** – *Rehabilitation of existing water and sewer infrastructure in various locations throughout City, in advance of the FY22 paving project.* Water Resources staff have worked with Public Works to determine the areas in the FY22 paving program that will need water and sewer infrastructure replaced prior to paving. The required water service replacements along Brier Hill Road have been completed and the service work in Windy Hill will be completed in the coming months. These areas will be included in Public Work’s fall paving program. Engineering staff has completed the construction plans for the rehabilitation work along High Street and Washington Avenue, and this work will be set out for bid later this fall and these areas will be included in Public Work’s spring paving program.
- **Southeast Water Improvements Project** – *Installation of a new water main to provide a looped connection between the Wilcox Road elevated tank and Old Airport Road, which will improve firefighting capabilities on the southern portion of Old Airport Road, near the railroad crossing.* Engineering staff is currently working to finalize the plans for the new water main, with the goal of obtaining the necessary permits and easements for the work by the end of 2021.
- **Industrial Park Water Improvements Project** – *Installation of a new water main to provide a looped connection between northern and southern sections of the industrial park, which will improve firefighting capabilities for properties at the industrial park.* This project is being funded through Craven County Economic Development in an effort to increase available fire flow water at the Industrial Park, making the property more suitable for future industrial customers. At this point, the project has been designed and permitted, with the bidding of the construction work expected to be complete later this fall.

## Public Utilities

<b>Electric System Outages and Reliability Statistics</b>			
<i>*Adjusted for APPA Event Threshold</i>			
	<b>September 2021</b>		<b>2021 YTD</b>
# of Interruptions	42		228
# of Customers out	1218		3899
Customers Minutes Out	79170		322219
<b>September 1, 2021 to September 30, 2021</b>			
SAIDI (Minutes)	SAIFI (# of Interruptions)	CAIDI (Minutes)	ASIAI (Percent)
3.48	0.0535	65	99.9919%
<b>September 1, 2020 to September 30, 2021</b>			
SAIDI (Minutes)	SAIFI (# of Interruptions)	CAIDI (Minutes)	ASIAI (Percent)
27.284	0.423	64.465	99.952%
<b>September 1, 2019 to September 30, 2020</b>			
SAIDI (Minutes)	SAIFI (# of Interruptions)	CAIDI (Minutes)	ASIAI (Percent)
22.556	0.279	84.31	99.9958%

<b>Outages</b>		
Scheduled/Unscheduled	Cause	Total Outages
Unscheduled	Squirrel/Snake/Bird	4
Unscheduled	Equipment Worn Out	1
Unscheduled	Storm	0
Unscheduled	Vine	0
Unscheduled	Vehicle Accident	8
Unscheduled	Tree	2
Unscheduled	Equipment Damage	3
Scheduled	Repairs	1
Unscheduled	Wind	0
Unscheduled	Unknown/Other	6
Unscheduled	Manufacturing Defect	0
Unscheduled	Contact with Foreign Object	0
Unscheduled	Human	0
Unscheduled	Lightning	1
Unscheduled	Failure of Greater Transmission	0
Unscheduled	Equipment Replacement	3
Unscheduled	Non Utility Fire	0
<b>Total</b>		<b>29</b>





## Public Works

### Leaf and Limb:

Service Provided (Tons)	FY19-20 YTD	FY20-21 YTD	FY21-22 YTD	September 2021
White Goods Collected	63.00	49.50	13.50	4.50
Brown Goods Collected	4,151.40	4,191.00	805.20	297.00
Yard Waste Received	15,531.57	13,612.05	2,897.10	1,092.30
Mulch Dispersed	2,894.85	450.05	170.01	110.23

### City Garage:

Costs	FY19-20 YTD	FY20-21 YTD	FY21-22 YTD	September 2021
<b>Services Provided by City Garage:</b>				
Vehicles Serviced	3,090	2,728	702	213
Total Labor Cost	\$119,392.63	\$118,978.38	\$ 34,055.90	\$ 9,751.35
Total Parts Cost	\$218,398.58	\$222,112.11	\$ 70,288.58	\$19,778.85
Total Cost (Parts + Labor)	\$337,791.21	\$341,090.50	\$104,344.48	\$29,530.20
<b>Services Provided by Contract:</b>				
Vehicles Serviced	542	403	82	33
Total Labor Cost	\$126,420.89	\$105,911.46	\$23,447.15	\$ 8,365.67
Total Parts Cost	\$168,023.32	\$149,450.03	\$32,890.84	\$ 8,207.91
Total Cost (Parts + Labor)	\$294,444.21	\$255,361.49	\$56,337.99	\$16,573.58
<b>Total Services Provided (City Garage &amp; Contract):</b>				
Vehicles Serviced	3,632	3,129	784	246
Total Labor Cost	\$268,422.38	\$224,889.84	\$ 57,503.05	\$18,117.02
Total Parts Cost	\$363,813.04	\$371,562.14	\$103,179.42	\$27,986.76
Total Cost (Parts + Labor)	\$632,235.42	\$596,451.98	\$160,682.47	\$46,103.78

Cost by Department	FY19-20 YTD	FY20-21 YTD	FY21-22 YTD	September 2021
Public Utilities (Electric)	\$ 73,116.32	\$ 75,734.54	\$24,418.00	\$ 7,437.48
Public Utilities (W&S)	\$106,776.47	\$139,000.69	\$33,085.33	\$ 9,228.25
Police	\$110,281.92	\$107,363.21	\$39,465.71	\$14,812.43
Recreation & Parks	\$ 39,637.59	\$ 23,305.33	\$ 4,431.38	\$ 771.49
Finance	\$ 19,417.26	\$ 17,342.25	\$ 3,584.94	\$ 449.26
Public Works	\$206,565.04	\$155,557.33	\$44,127.90	\$ 9,238.64
Fire / Rescue	\$ 72,295.39	\$ 72,368.27	\$10,965.12	\$ 4,095.58
Human Resources	\$ 665.96	\$ 1,512.06	\$ 262.74	\$ 5.00
Development Services	\$ 3,479.48	\$ 4,268.27	\$ 341.37	\$ 65.65

Significant Issues: None.

## Attendance for Board Appointees

<b>Board of Adjustment</b>			
<b>Appointee</b>	<b>Current Month Attendance*</b>	<b>Meetings Missed in 2021 To Date</b>	<b>Appointed By</b>
Richard Parsons	N/A	1	Ward 1
Peter Dillon	N/A	0	Ward 3
Jim Morrison	N/A	0	Ward 5
John Riggs	N/A	0	Ward 6
Kenneth "Kip" Peregoy	N/A	1	Mayor Outlaw
Barbara Sampson	N/A	0	Ward 5
Jonathan Foster (Alternate)	N/A	1	Ward 4
Ross Beebe (Alternate)	N/A	1	Ward 3

A meeting was not held in September.

<b>Community Development Advisory Committee</b>			
<b>Appointee</b>	<b>Current Month Attendance*</b>	<b>Meetings Missed in 2021 To Date</b>	<b>Appointed By</b>
Corinne Corr	N/A	0	Ward 1
Carol Williams	N/A	1	Ward 2
Marshall Williams	N/A	0	Ward 3
Vernon Guion	N/A	1	Ward 4
Vacant	N/A	0	Ward 5
Lindsay Best	N/A	0	Ward 6

Meetings are held quarterly. A meeting was not held in September.

<b>Craven County Tourism Development Authority</b>			
<b>Appointee</b>	<b>Current Month Attendance</b>	<b>Meetings Missed in 2021 To Date</b>	<b>Appointed By</b>
Jefferey Odham	P	0	BOA

<b>Dangerous Dog Board</b>			
<b>Appointee</b>	<b>Current Month Attendance</b>	<b>Meetings Missed in 2021 To Date</b>	<b>Appointed By</b>
Dona Baker	N/A	0	BOA
Dr. Steve Stelma	N/A	0	BOA
Vacant	N/A	0	BOA

\*Meetings are only held as needed.



## Attendance for Board Appointees

<b>Eastern Carolina Council of Government</b>			
<b>Appointee</b>	<b>Current Month* Attendance</b>	<b>Meetings Missed in 2021 To Date</b>	<b>Appointed By</b>
Sabrina Bengel	P	0	Aster

\*Attendance is only *required* at January and June meetings.

<b>Friends of New Bern Firemen's Museum, Inc. Board of Directors</b>			
<b>Appointee</b>	<b>Current Month Attendance*</b>	<b>Meetings Missed in 2021 To Date</b>	<b>Appointed By</b>
George Halyak	P	1	Ward 1
Mike Markham	P	0	Ward 2
David Finn	P	0	Ward 3
Betty Blythe	P	1	Ward 4
Henry Watson	P	0	Ward 5
Carol Zink	A	6	Ward 6
Gary Lingman	P	5	Mayor
William Frederick	P	1	Best
David Pickens	P	2	Odham
Ex-officio Bobby Aster	A	4	Odham

<b>Historic Preservation Commission</b>			
<b>Appointee</b>	<b>Current Month Attendance</b>	<b>Meetings Missed in 2021 To Date</b>	<b>Appointed By</b>
Tripp Eure	P	1	Mayor
Ellen Sheriden	A	6	Ward 1
Dr. Ruth Cox	P	0	Ward 2
Jim Bisbee	A	4	Ward 3
Tony Bryant	P	0	Ward 4
Annette Stone	P	0	Ward 5
John Blackwelder	A	1	Ward 6
Peggy Broadway	A	1	Harris
Candance Sullivan	P	0	Odham

## Attendance for Board Appointees

<b>Housing Authority of the City of New Bern</b>			
<b>Appointee</b>	<b>Current Month Attendance</b>	<b>Meetings Missed in 2021 To Date</b>	<b>Appointed By</b>
Zeb Hough	P	0	Mayor
Pete Monte	P	0	Mayor
Chris Ormond	P	2	Mayor
Molichia Hardy	P	0	HA Residents
Ronald Scott	P	0	Mayor
Janelle Reddick	P	0	Mayor
Denise Harris-Powell	A	3	Mayor

<b>New Bern Area Metropolitan Planning Organization – Transportation Advisory Committee</b>			
<b>Appointee</b>	<b>Current Month Attendance*</b>	<b>Meetings Missed in 2021 To Date</b>	<b>Appointed By</b>
Jeffrey Odham	N/A	0	Mitchell
Johnnie Ray Kinsey (Alternate)*	N/A	0	White

\*Alternate only *required* when regular appointee is not attendance. A meeting was not held in September.

<b>New Bern-Craven County Public Library Board of Trustees</b>			
<b>Appointee</b>	<b>Current Month Attendance*</b>	<b>Meetings Missed in 2021 To Date</b>	<b>Appointed By</b>
Carol Becton	N/A	2	Odham
Sam Carter	N/A	0	Bengel
Bo Wernersbach	N/A	1	Bengel
Shelley Maloy	N/A	0	Bengel
Sabrina Bengel	N/A	1	Aster

\*Meetings are held alternate months (February, April, June, August, October and December).

## Attendance for Board Appointees

<b>Planning &amp; Zoning Board</b>			
<b>Appointee</b>	<b>Current Month Attendance</b>	<b>Meetings Missed in 2021 To Date</b>	<b>Appointed By</b>
Anne Schout	P	1	Mayor
Travis Oakley	P	1	Ward 1
Margie Dunn	A	4	Ward 2
Gasper Sonny Aluzzo	A	1	Ward 3
Raymond Layton	P	1	Ward 4
Marcus Simmons	P	5	Ward 5
Pat Dougherty	P	2	Ward 6

<b>Police Civil Service Board</b>			
<b>Appointee</b>	<b>Current Month Attendance*</b>	<b>Meetings Missed in 2021 To Date</b>	<b>Appointed By</b>
Amy James	N/A	0	Best
Isaiah Daniels	N/A	0	Aster
Karen May	N/A	0	Kinsey
Kevin Rock	N/A	0	Odham
Lesley Hunter	N/A	0	Bengel

\*Meetings are only held on an as-needed basis for appeals of disciplinary actions.

<b>Redevelopment Commission</b>			
<b>Appointee</b>	<b>Current Month Attendance</b>	<b>Meetings Missed in 2021 To Date</b>	<b>Appointed By</b>
Maria Cho	P	1	Gov. Bd. As Whole
Kip Peregoy	P	0	Gov. Bd. as Whole
Beth Walker	P	0	Gov. Bd. as Whole
Julian (Jay) Tripp	A	2	Gov. Bd. as Whole
Leander "Robbie" Morgan, Jr.	A	4	Gov. Bd. as Whole
Steve Strickland	P	0	Gov. Bd. as Whole
John Young	P	3	Gov. Bd. as Whole
Tabari Wallace	P	6	Gov. Bd. as Whole
Theresa Lee	A	2	Gov. Bd. as Whole

NOTE: At-large appointments reflect the name of the Governing Board member who made the appointment. All other appointments are specific to the Mayor or a Ward and are noted as such.

## Attendance for Board Appointees

<b>Stanley White Recreation Center Advisory Committee</b>			
<b>Appointee</b>	<b>Current Month Attendance*</b>	<b>Meetings Missed in 2021 To Date</b>	<b>Appointed By</b>
Leander Morgan, Jr.	N/A	1	Gov. Bd. As Whole
Talina Massey	N/A	0	Gov. Bd. as Whole
Kurtis Stewart	N/A	0	Gov. Bd. as Whole
James Woods	N/A	0	Gov. Bd. as Whole
Bernard White	N/A	0	Gov. Bd. as Whole
Reginald Pender	N/A	0	Gov. Bd. as Whole
Elijah Brown	N/A	0	Gov. Bd. as Whole
Barbara Lee	N/A	0	Gov. Bd. as Whole

\*A meeting was not held in September.

