

NEW BERN



NORTH CAROLINA

Everything comes together here

Departmental Monthly Reports

July 2016

Table of Contents

Development Services.....	1
Finance.....	3
Fire.....	4
Human Resources	5
Parks & Recreation	6
Police	7
Public Utilities.....	9
Public Works.....	13

Development Services

Inspections:

Overview	2015 YTD	% Change from Last Year	2016 YTD	Jun 2016	% Change from Previous Month
Commercial Permits – New Construction	100	-15%	95	14	-29%
Residential Permits – New Single Family	59	-29%	49	8	-13%
Residential Permits – Additions/Remodels	117	5%	140	25	-32%
Mobile Homes	8	300%	14	1	-100%
Signs	25	00%	27	6	-67%
Certificates of Occupancy – Residential	59	-8%	61	8	-13%
Certificates of Occupancy – Commercial	13	-200%	3	0	100%
Total Permit Valuation	\$31,640,204	81%	\$57,215,008	\$32,091,119	91.55%

Significant Issues and Projects:

- Dunn Building outparcel bathroom project is proceeding. Inspections department is currently reviewing construction plans for structure. Review is anticipated to be complete by 8/12. Construction will commence soon thereafter.
- DFI – UNC SOG downtown parcel utilization study: Staff met with DFI representatives on 8/1. SOG is currently finalizing the financial analysis for the recommended mixed-use project to include a parking structure at 302 Craven/226 Pollock site (city parking lot and county tax office). Staff will meet with SOG again on 8/19 to review the final financials. Soon thereafter staff will coordinate small group meetings with the alderman to present the final recommendations.

Community and Economic Development:

- **Real Estate Development and Reuse:** Final analysis and recommendations arrived from CDFA. Staff has been asked to serve on NC Brownfield Redevelopment Committee.
- **First Street Corridor:** City Market-Workforce Dev. Training Center: \$549,000 Grant received from Golden Leaf.
Grant application for \$1,285,250 to EDA under review.
Duke Energy-possible EV charging station location.
- **Habitat for Humanity:** Construction complete at 854 Howard. **Ten lots under environmental review for funding.**
- **The Entrepreneur Center:** Received grants from The Bate Foundation and Z. Smith Reynolds for implementation.
- **CNI (Choice Neighborhood Initiative):** Working with resident councils to develop and implement branding/marketing campaign for the Five Point/Duffy Field community. Grant received from The Bate Foundation-CNI reimagining for \$10,000. Craven Community College

Development Services

marketing/assistance grant for \$20,000.

Staff attended community event with entrepreneurs.

Revive 5 grassroots Leadership Academy scheduled to begin August 20.

- **Paint Your Heart Out New Bern:** July 24-30. Partnered with NRCDC, Greater Duffyfield Residents Council, East Carolina Council and CNI to leverage funding opportunities. Twenty six homes painted, repaired and/or received ramps. Twelve additional homes receiving extensive repairs through CDBG program. Over 200 volunteers. Over \$25,000 in donations.
- **Site Development:** Received technical assistance grant from Electricities for shovel ready program (S2) 25.3 acre Craven Regional Airport property expansion. Project is moving forward. Second site under reviewed.
- **CDBG:** 2016-2017 \$250,955 allocated.
Multiple sub-recipients are in the review process.
Housing Repair: 26 applicants being reviewed
Sidewalks: Phase 2 complete
Parks & Rec: Shade structures under construction.

Other:

- Seventeen land use approvals were issued during the month.
- Staff attended July 1 & 22, 2016 department review for the following projects; Site plan for 415/417 South Front Street site plan for a change in use & proposed workforce training center at 205 First Street.
- Staff issued a temporary C/O for River Place Shopping Center located at 2000 S. Glenburnie Road.
- Staff issued a temporary C/O for 1732 Racetrack Road.
- **Subdivisions** – Staff met with citizens regarding two upcoming Major Subdivisions—Proposed new Hardee’s Restaurant located at 3820 Martin Luther King Jr. Blvd, and Rivertown Square (Walmart) Lots 1A & 1B located at 3005 M. L. King, Jr. Blvd
- Provided staff support for Historical Preservation Commission’s **Regular Meeting on July 20th** for the following projects.
 - A. **616 Middle St. (Edward Vaupel – Shannon L. Corr)** - to screen in an existing rear facing porch, install wooden screen door, paint wooden trim in the tertiary AVC.
Approved with Conditions of installing screening behind the balustrades.
- **Minors** - 325 Pollock St. –pointing of masonry on front building façade
- **Planning and Zoning**
Conducted Special Called Meeting on July 5th for the following project:
 - A. Consideration of a request by the City of New Bern to amend the City Land Use Ordinance articles: I, II, III, IV, VI, VII, VIII, IX, X, XI, XII, XIV, XVII, XVIII, XIX, XXII and XXIII. The purpose of the amendments are to modernize and update the land use ordinance.
- **NBAMPO:**
Staff hosted a webinar regarding road diets on 7/28/16. Staff finalized and submitted regional prioritization and ranking of candidate projects.

Finance

Fund Balance Available for Appropriation and Days Cash on Hand:

Fund	As of 06/30/13	As of 06/30/14	As of 06/30/15	<i>Estimate for May 2016*</i>	<i>Estimate for June 2016*</i>
Water (Available)	\$5,590,673	\$6,844,978	\$7,885,359	\$8,352,642	\$8,354,342
Water (Days)	269	294	497	305	303
Sewer (Available)	\$1,182,637	\$3,379,175	\$3,441,193	\$3,835,747	\$3,207,419
Sewer (Days)	86	128	196	140	128
Electric (Available)	\$4,669,904	\$8,171,048	\$9,187,629	\$12,420,695	\$11,042,418
Electric (Days)	67	88	94	108	120
General (Available)	\$7,635,854	\$9,183,675	\$15,531,641	\$17,115,114	\$15,947,881
General %	25.81%	32.09%	56.95%	42.76%	39.72%

*The actual fund balance and Days Cash on Hand for each fiscal year are determined after the completion of the Comprehensive Annual Financial Report. The amounts above are estimates based on current financial information.

Significant Issues:

Nothing to report.

Fire

Fire Suppression:

Incidents	2015 Total	2016 YTD	Last Month	Current Month
*Number of Incidents	1,244	736	113	109
Average Response Time for “Reported Structure Fire”	5 minutes 35 seconds	5 minutes 25 seconds	5 minutes 11 seconds	5 minutes 04 seconds
Endangered Property Value	\$122,542,001	\$5,531,486	\$360,566	\$632,335
Property Losses Due to Fire	\$1,302,846	\$332,491	\$1,050	\$80,695
Percentage of Saved Property Value	98.94%	92.95%	99.71%	87.24%

Fire Prevention:

Prevention Statistics	2015 Total	2016 YTD	Last Month	Current Month
Fire Investigations	30	16	0	4
Fire Inspections	1,215	1,040	175	71
Permits Issued	90	63	15	7
Child-Passenger Seat Checks	276	173	24	29
People Educated Through Public Fire & Life-Safety Programs	10,613	5,526	1,748	156

Significant Issues:

- No smoke alarms were installed this month.
- Continued with Leadership Development Training. Facilitator James Rowan was here July 20th and met with fire department staff.
- Continued compiling information for the Strategic Planning Project. Letters were sent out to business owners and community leaders and follow up calls/emails were made relative to the July 27th luncheon. The luncheon was well attended and well received. Additionally, Greg Grayson with NC Office of State Fire Marshal’s office facilitated the S.W.O.T. Analysis (internal staff discussion/analysis meeting) on July 28th. The Peer Assessors’ Meeting is scheduled for August 5th.

Human Resources

City-Wide Vacancies:

Department	Budgeted Positions	Separations During the Month	Positions Filled By External Candidates During the Month	Current Vacancies	Turnover FY15/16	Turnover FY16/17
Administration	12	0	0	0	1	0
Development Services	17	0	0	0	2	0
Finance	39	0	0	4	8	0
Fire	66	0	0	1	5	0
Human Resources	5	0	0	1	1	0
Parks & Recreation	29	0	1	1	1	0
Police	114	1	3	9	18	1
Public Utilities (Electric)	51	0	2	5	6	0
Public Works	47	1	2	2	10	1
Water Resources	78	2	3	6	9	2
Totals:	458*	4	11	29**	61	4

**Includes regular and 2 grant-funded positions approved for the fiscal year; also includes 1 part-time position in Parks & Recreation; does not include seasonal positions.*

***Current vacancies due to separations from employment, promotions, demotions and transfers.*

Safety News:

Workers' Compensation	2016	2017
Current Month's Claims	1 OSHA Recordable 0 Lost Time 1 Non-Recordable 0 Denied	1 OSHA Recordable 1 Lost Time 0 Non-Recordable 0 Denied
Year-to-Date Claims	1 Recordable 1 Non-Recordable	1 Recordable 0 Non-Recordable
Current Month Costs	\$12,626.58	\$39,238.50
Year-to-Date Costs	\$12,626.58	\$39,238.50

Other:

No report.

Parks and Recreation

Items of significance:

- **Personnel/Volunteers:** Over 50 volunteers and 200 hours of service during the month
- **Facilities:** New picnic pavilion completed at Henderson Park.
Creating contractor quote package for development of Thalman Field.
- **Programs:** Summer league basketball season completed; 24 teams, approx. 200 participants.
Fourth of July celebration completed under adverse weather conditions.
Summer camps continue with over 200 participants.
- **Mitigation:** Continued brush removal at 1307 Country Club Road by staff and volunteers.

Police

Crime:

Incidents & Arrests	Current Month Total	2013 Total	2014 Total	2015 Total	2016 YTD
NIBRs* Group A Incidents	194	3,184	2,609	2,522	1,467
NIBRs* Group B Incidents (Arrests)	47	901	715	695	430
Adult Arrests	94	1,934	1,548	1,538	910
Juvenile Arrests	1	63	43	25	5
Total Arrests	95	1,997	1,591	1,563	915
Police Calls for Service	4,066	46,483	41,530	41,878	25,998
Business Alarms Dispatched	191	1,900	1,842	1,382	1,116
Residential Alarms Dispatched	83	871	782	777	553
Alarm Calls (PD Dispatched)	274	2,771	2,624	2,159	1,669

**NIBRs = National Incident-Based Reporting System*

Monthly and year-to-date totals are subject to change due to reports being submitted/merged after the month for which they were reported and to account for corrections/changes to the original classifications.

Index Crime Report	Current Month Total	2013 Total	2014 Total	2015 Total	2016 YTD
Homicide	0	1	0	7	1
Rape	2	13	9	5	6
Robbery	1	51	39	30	30
Aggravated Assault	8	77	70	68	46
B&E – Residence	8	234	192	181	92
B&E – Business	2	85	46	35	15
Theft from Motor Vehicle	17	215	204	157	94
Larceny	65	1,111	859	867	451
Motor Vehicle Theft	5	55	25	32	24
Arson	0	4	1	3	3
Total:	108	1,846	1,445	1,384	762

Criminal Investigations	Current Month Total	2013 Total	2014 Total	2015 Total	2016 YTD
Cases Assigned	7	192	205	117	81
Cases Closed	4	75	128	28	27

Police

Crime Analysis		
	<u>July 2016</u>	<u>2016 YTD</u>
Top 5 Calls for Service & Number of Incidents	1) Traffic Stop (365) 2) Security Check Bus. (317) 3) Security Check Res. (267) 4) Follow Up (191) 5) Citizen Assist (252)	1) Traffic Stop (2,486) 2) Security Check Bus. (2,296) 3) Follow Up (1,384) 4) Citizen Assist (1,412) 5) Security Check Res. (1,335)
Top 5 Calls for Service by Location and Number of Incidents	1) 601 George St. (238) 2) 3105 M. L. King Jr. Blvd. (88) 3) 100 A Ave. (61) 4) 606 Fort Totten Dr. (46) 5) 411 Craven St. (46)	
Top 3 Crime Locations for Current Month and Number of Incidents	1) 3105 M L King Jr Blvd., Wal-Mart (Larcenies/Shoplifters) 9 Reports 2) 4214 Yarmouth Rd. (Drug Activity, Missing Person) 4 Reports 3) 3034 and 3410 M L King Jr Blvd, Belk, Target (Larceny) 4 Reports	
Case Notes		
2016:		
2016-20594, Homicide 121 W. Pleasant Hill Dr	Ryesha L. Lovick B/F DOB 12/09/1990 was arrested and charged with one count of Open Murder. Investigation continues and follow ups are being conducted.	

Personnel:

Extra-Duty Hours	Current Month	2013 Total	2014 Total	2015 Total	2016 YTD
	192.50	3,123.3	1,853.5	2,161.00	1,618.25

Overtime in Dollars	Current Month	2013 Total	2014 Total	2015 Total	2016 YTD
Office of the Chief	\$12.52	\$6,672.34	\$11,911.58	\$8,783.87	\$809.42
Operations Division	\$5,465.30	\$120,226.42	\$163,316.23	\$145,902.95	\$60,447.35
Services Division	\$4,677.30	\$49,815.25	\$63,974.62	\$62,686.44	\$31,074.47
Investigations Division	\$1,071.41	N/A	N/A	N/A	\$10,561.60
Total:	\$11,226.53	\$176,714.25	\$239,204.43	\$222,373.26	\$102,892.84

Significant Issues (not noted above):

None to report.

Public Utilities

High-Profile Projects:

- **Advanced Metering Infrastructure Project** - *This project involves installing a network of electric and water meters. We are currently reading 3,596 water meters and 7,893 electric meters with 1,850 disconnect meters; 1,953 two-way load management switches have been installed. Phase II of the project is about 95% complete. We are establishing communication points around the City as required for communications back to the operations center. Brices Creek gateway and an additional gateway for Taberna are waiting on crew availability.*
- **Harris Teeter, Waterscape Way** - *This involves providing power to the new Harris Teeter and surrounding out-parcels in the Carolina Colours Subdivision. The permanent service for Harris Teeter is complete. We will add the out-parcels as they become ready.*
- **Overhead Line Rebuild**
 - Pattswood Road. *Construct new and rebuild existing power lines to re-route the power feed to this area. The overhead construction is complete and the house services are being installed, then the old facilities will have to be torn out.*
 - Colonial Heights. *We are engineering the relocation of the existing rear easement lines to the front right of way.*
 - North Hills Drive. *Overhead rebuild and relocation. We have begun setting poles and trimming trees.*
 - Racetrack Road. *We are working on upgrading the existing overhead line to feeder capacity. This work has a planned start date of October 2016.*
- **New Underground Developments**
 - Pine Valley Apartments. *Underground Subdivision Extension. Install underground primary, secondary, and area lights as needed to provide power within this new apartment complex. We are meeting with the contractor on a schedule to install power.*
 - Craven Animal Hospital. *Install underground primary and transformer needed to provide power to a new commercial service. Estimated completion date for permanent service is October 2016. A pole has been set and three-phase underground primary and conduit has been installed under Old Cherry Point Road. A temporary transformer and conductors have been installed for their construction service.*
 - S. Front Street Light Project. *New installation of decorative street lights. New black acorn street lights will be installed around the waterway behind Tryon Palace. Work is being done in coordination with the streetscape by Public Works. All lights that were available for installation have been installed. The remaining lights are on order and are scheduled to be delivered in August.*
 - Advanced Auto. *New commercial site located along Hwy 70 in James City. We will be installing a system of underground electric lines and a padmount transformer to provide power to the site. This work is being done per the electric service regulations. Our work at this site is complete.*
- **Township No. 7 Sewer Improvements – Phase III.** *Sewer system infrastructure improvements for increasing transmission capacity. Staff is working with the engineering consultant to finalize the force main alignment and complete the aerial and ground survey work for the project.*
- **West New Bern Water System Improvements.** *Water system infrastructure improvements between the Highways 17 and 55 corridors increasing available domestic and fire flow supplies. Staff is working with the engineering consultant to finalize the water main alignment and complete the aerial and ground survey work for the project.*

Public Utilities

Electric System Outages and Reliability Statistics

June 1, 2015 to July 31, 2016

SAIDI (minutes)	SAIFI (number of interruptions)	CAIDI (minutes)	ASAI (percent)
33.665	1.168	28.831	99.9945

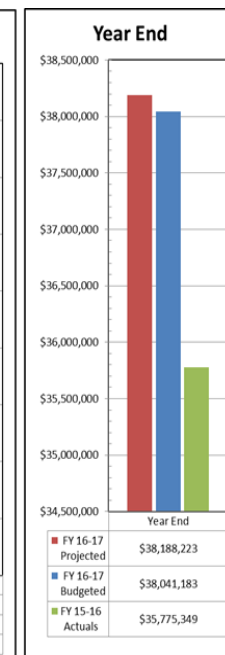
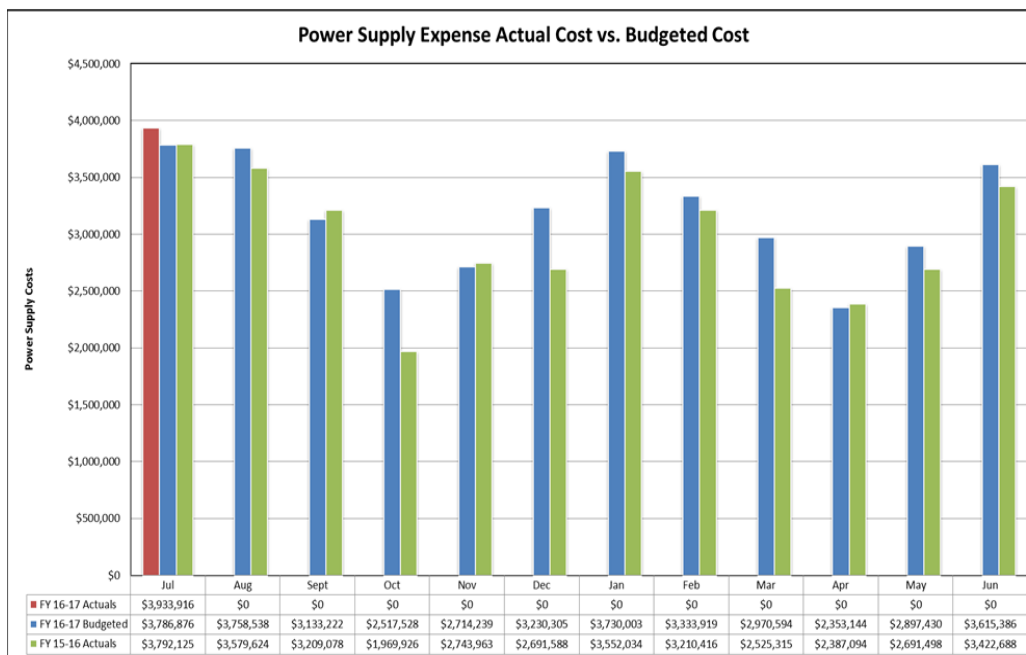

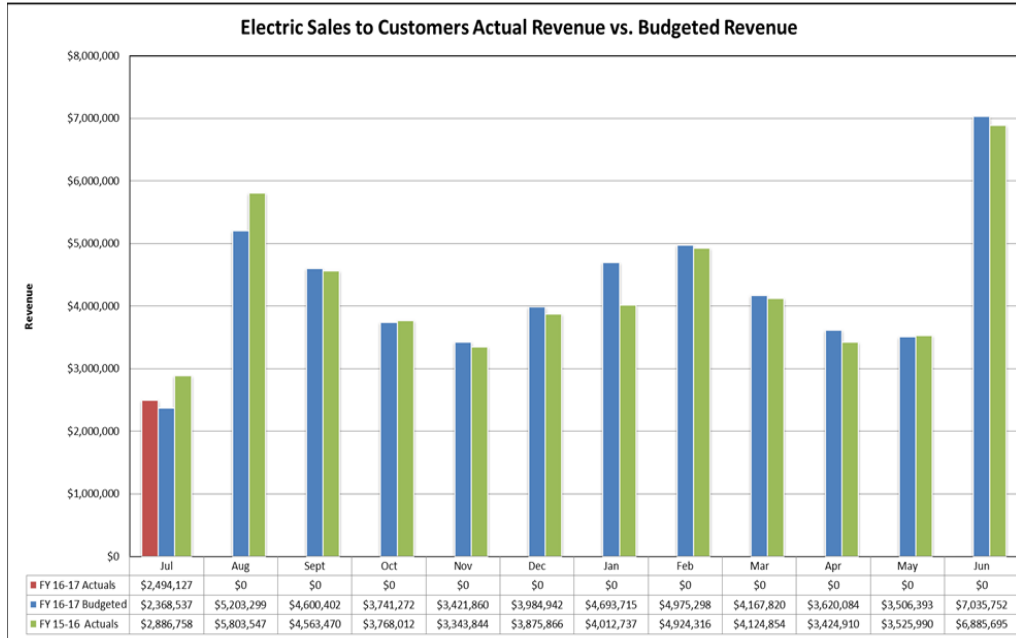
June 1, 2014 to July 31, 2015

SAIDI (minutes)	SAIFI (number of interruptions)	CAIDI (minutes)	ASAI (percent)
68.73	1.51	45.44	99.98

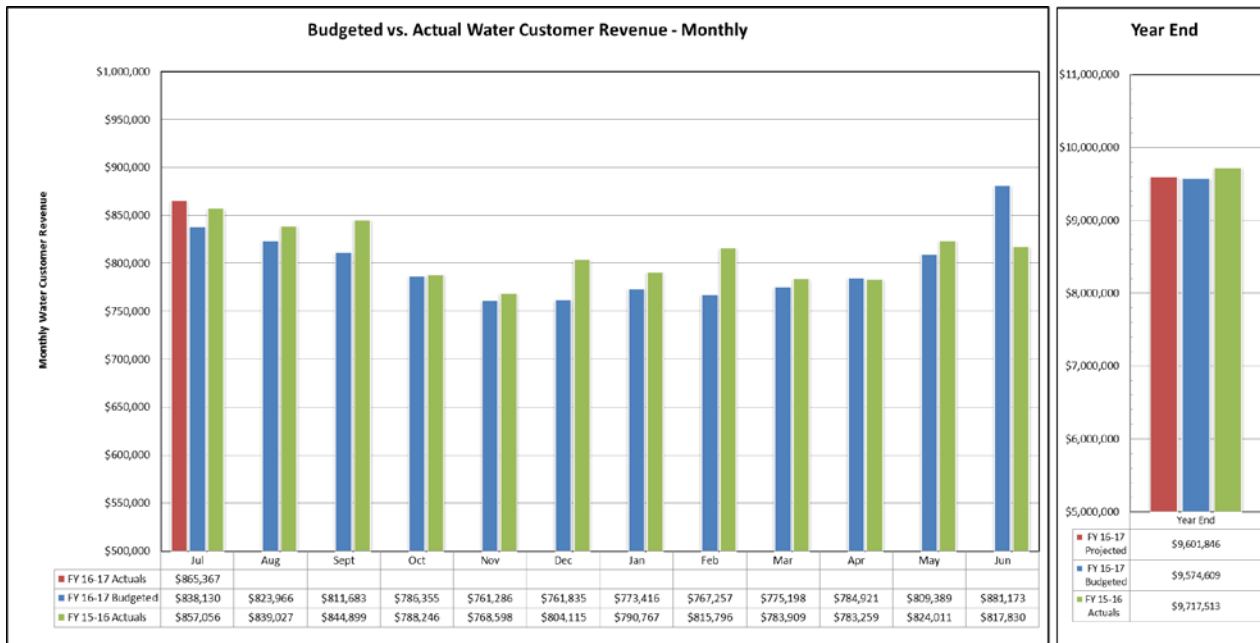
Jul-16

<u>Sched/Unsched</u>	<u>Cause</u>	<u>Substation</u>	<u>Circuit</u>	<u>Total Outages</u>
Unscheduled	Squirrel			2
Unscheduled	Bird			2
Scheduled	Scheduled			
Unscheduled	Weather			8
Unscheduled	Equipment Worn Out			
Unscheduled	Human			1
Unscheduled	Lighting			20
Unscheduled	Vehicle Accident			
Unscheduled	Vine			1
Unscheduled	Electrical Failure			6
Unscheduled	Construction			
Unscheduled	Tree			8
Unscheduled	Equipment Damage			6
Unscheduled	Unknown/Other			
			Total	54

Public Utilities



Public Utilities



Public Works

Leaf and Limb:

Service Provided (Tons)	FY14-15 Total	FY15-16 Total	FY16-17 YTD	July 2016
White Goods Collected	9.00	18.00	4.50	4.50
Brown Goods Collected	5,422.50	3,539.16	250.80	250.80
Yard Waste Received	27,167.90	17,958.92	1,604.68	1,604.68
Mulch Dispersed	7,998.90	8,556.95	484.80	484.80

City Garage:

Costs	FY14-15 Total	FY15-16 Total	FY16-17 YTD	July 2016
Services Provided by City Garage:				
Vehicles Serviced	1,288	1,643	68	68
Total Labor Cost	\$ 36,758.93	\$ 53,147.90	\$ 2,249.46	\$ 2,249.46
Total Parts Cost	\$127,821.46	\$150,034.08	\$10,168.69	\$10,168.69
Total Cost (Parts + Labor)	\$164,580.39	\$203,181.98	\$12,418.15	\$12,418.15
Services Provided by Contract:				
Vehicles Serviced	916	674	24	24
Total Labor Cost	\$108,770.25	\$116,862.45	\$3,916.32	\$3,916.32
Total Parts Cost	\$192,877.40	\$198,068.81	\$4,943.10	\$4,943.10
Total Cost (Parts + Labor)	\$301,647.65	\$314,931.26	\$8,859.42	\$8,859.42
Total Services Provided (City Garage & Contract):				
Vehicles Serviced	2,204	2,317	92	92
Total Labor Cost	\$145,529.18	\$170,010.35	\$ 6,165.78	\$ 6,165.78
Total Parts Cost	\$320,698.86	\$348,052.89	\$15,111.79	\$15,111.79
Total Cost (Parts + Labor)	\$466,228.04	\$518,063.24	\$21,277.57	\$21,277.57

Cost by Department	FY14-15 Total	FY15-16 Total	FY16-17 YTD	July 2016
Public Utilities (Electric)	\$ 86,103.29	\$ 96,332.89	\$ 1,029.05	\$1,029.05
Public Utilities (W&S)	\$116,802.55	\$120,158.73	\$ 5,382.31	\$5,382.31
Police	\$ 84,842.82	\$ 85,547.12	\$ 3,216.83	\$3,216.83
Recreation & Parks	\$ 32,005.09	\$ 45,296.72	\$ 553.86	\$ 553.86
Finance	\$ 28,004.25	\$ 15,044.94	\$ 0	\$ 0
Public Works	\$114,259.82	\$86,585.97	\$ 7,355.78	\$7,355.78
Fire / Rescue	\$ 69,698.98	\$ 54,913.63	\$ 3,739.74	\$3,739.74
Human Resources	\$ 727.61	\$ 13.01	\$ 0	\$ 0
Development Services	\$ 3,275.67	\$ 6,727.03	\$ 0	\$ 0

Public Works

Significant Issues:

None.