

NEW BERN



NORTH CAROLINA

Everything comes together here

Departmental Monthly Reports

May 2016

Table of Contents

Development Services.....	1
Finance.....	3
Fire.....	4
Human Resources	5
Parks & Recreation	6
Police	7
Public Utilities.....	10
Public Works.....	14

Development Services

Inspections:

Overview	2015 YTD	% Change from Last Year	2016 YTD	Apr 2016	% Change from Previous Month
Commercial Permits – New Construction	59	34%	71	12	20%
Residential Permits – New Single Family	38	-28%	34	8	-11%
Residential Permits – Additions/Remodels	83	-13%	98	25	18%
Mobile Homes	6	300%	13	1	300%
Signs	21	7%	19	3	-10%
Certificates of Occupancy – Residential	29	65%	46	19	59%
Certificates of Occupancy – Commercial	11	-200%	3	0	-200%
Total Permit Valuation	\$18,210,784	38%	\$25,231,889	\$5,364,443	38%

Significant Issues:

- Staff has initiated the public portal phase of the department's online permitting program. In the coming weeks, staff will be working with Tyler Technologies to create an online permitting and payment portal for customers. This new program will allow contractors to submit all plans, payments, review the status of submitted plans, and schedule inspections online.
- The City was awarded a Grant from the Goldenleaf Foundation in the sum of \$549,000 to fund the renovation of the Warehouse building. Funds from this highly-competitive grant will be used in conjunction with funds from Craven County Community College to create a workforce training center.

Community and Economic Development:

- **Real Estate Development and Reuse:** Final analysis and recommendations arrived from CDFA. Staff has been asked to serve on NC Brownfield Redevelopment Committee. Staff attended international Retail Conference
- **First Street Corridor:** CCC-WFD and City Staff are collaborating with CCC, East Carolina Council and U.S. Economic Development Administration to develop programs consistent with the needs of CNI with the creation of a Workforce Development Training Center-City Market. Grant submitted, Golden Leaf interview & site visit held April 26. Notification of grant award/decline expected early June. Staff is working with EDA for additional funding/grant. Duke Energy-possible EV charging station location.
- **Habitat for Humanity:** Construction complete at 854 Howard.
- **CNI (Choice Neighborhood Initiative):** Staff is evaluating multiple sites.
- **Paint Your Heart Out New Bern:** 50 homes are scheduled for the paint-your-heart-out event to be held July 24-30.

Development Services

Other:

- Twenty-three land-use approvals were issued during the month.
- Staff reviewed and signed off on the following projects in the Historic/Riverside Districts: Ms. Cook-301 Craven & 511 Broad Streets; Atlantic Breeze Storm Shutter-411 Craven Street; Mr. Straight-237 Craven Street; Mr. Wheeler-202A Craven Street, 408 Broad Street, 422 Johnson Street, 605 Hancock Street; Security Vault-401 S. Front; and GO Architecture-607 Pollock Street.
- Staff held Board of Adjustment meeting for the following project: new construction and operation of a state employee's credit union branch located at 201 Howell Road.
- Provided staff support for Historic Preservation Commission's regular meeting on May 18th for the following new and old *Major CoA's*:
 - A. **607 Pollock Street (Sarah Afflerbach – GO Architectural)** - to include construction of a single-bay garage - *Approved*
 - B. **411 Craven (Atlantic Breeze Storm Shutter, Inc)** – storm shutters to be installed on existing windows - *Approved*
 - C. **301 Craven & 511 Broad Streets** – relocate the Coor Dependency a/k/a The Judge Gaston Office to the rear (tertiary AVC) of 511 Broad Street – *Approved*
 - D. Issued the following **Minor CoA's**:
 - 237 Craven St. – Flat roof on screening
 - 422 Johnson St. – Landscaping
 - 605 Hancock St. – Landscaping/fencing/property walls

Planning and Zoning

Conducted Special Called Meeting on May 17th for the following project:

Consideration of a major subdivision for Fenwick Isle at Bluewater Rise. The proposed 40-lot planned unit development is located on the western side of Old Airport Road at its southern most extremity. The property is further identified in Craven County Tax Book as 7-106-001 (Ward 3). *Continued until June 7, 2016.*

NBAMPO

Staff received SPOT quantitative project scores from NCDOT and began the prioritization process using the SPOT Sub-Committee scoring.

Finance

Fund Balance Available for Appropriation and Days Cash on Hand:

Fund	As of 06/30/13	As of 06/30/14	As of 06/30/15	<i>Estimate for March 2016*</i>	<i>Estimate for April 2016*</i>
Water (Available)	\$5,590,673	\$6,844,978	\$7,885,359	\$9,674,041	\$7,930,399
Water (Days)	269	294	497	353	293
Sewer (Available)	\$1,182,637	\$3,379,175	\$3,441,193	\$4,845,802	\$3,596,613
Sewer (Days)	86	128	196	164	132
Electric (Available)	\$4,669,904	\$8,171,048	\$9,187,629	\$13,312,603	\$14,223,507
Electric (Days)	67	88	94	109	113
General (Available)	\$7,635,854	\$9,183,675	\$15,531,641	\$21,069,692	\$19,682,134
General %	25.81%	32.09%	56.95%	53.90%	49.18%

*The actual fund balance and Days Cash on Hand for each fiscal year are determined after the completion of the Comprehensive Annual Financial Report. The amounts above are estimates based on current financial information.

Significant Issues:

Year-end processes are beginning. The Warehouse will be closing for inventory counts from June 23rd through July 4th.

Fire

Fire Suppression:

Incidents	2015 Total	2016 YTD	Last Month	Current Month
*Number of Incidents	1,244	514	96	117
Average Response Time for “Reported Structure Fire”	5 minutes 35 seconds	5 minutes 15 seconds	5 minutes 24 seconds	5 minutes 22 seconds
Endangered Property Value	\$122,542,001	\$4,538,585	\$551,500	\$567,580
Property Losses Due to Fire	\$1,302,846	\$250,746	\$24,100	\$69,180
Percentage of Saved Property Value	98.94%	94.48%	95.63%	87.81%

Fire Prevention:

Prevention Statistics	2015 Total	2016 YTD	Last Month	Current Month
Fire Investigations	30	12	2	5
Fire Inspections	1,215	794	81	104
Permits Issued	90	41	8	13
Child-Passenger Seat Checks	276	120	27	23
People Educated Through Public Fire & Life-Safety Programs	10,613	3,622	631	1,596

Significant Issues:

- Installed 5 smoke alarms.
- Continued with Leadership Development Training.
- Worked on compiling information needed for the Strategic Planning Project, booked The Flame Restaurant for the luncheon and reception scheduled for July 27th. The S.W.O.T. Analysis is scheduled for July 28th, and the Peer Assessors’ Meeting is scheduled for August 5th.
- Participated with National Guard in Mutual-Aid Swift Water Training.

Human Resources

City-Wide Vacancies:

Department	Budgeted Positions	Separations During the Month	Positions Filled By External Candidates During the Month	Current Vacancies	Turnover FY14/15	Turnover FY15/16
Administration	13	0	0	1	0	1
Development Services	17	0	0	1	1	2
Finance	40	2	0	7	11	6
Fire	67	0	0	1	4	4
Human Resources	5	0	0	1	1	1
Parks & Recreation	29	0	0	2	4	1
Police	112	2	3	10	14	17
Public Utilities (Electric)	50	0	0	5	4	4
Public Works	47	1	0	3	5	10
Water Resources	76	1	0	5	10	8
Totals:	456*	6	3	36**	54	54

**Includes regular and 2 grant-funded positions approved for the fiscal year; also includes 2 part-time positions in Parks & Recreation; does not include seasonal positions. Also includes additional Police Captain position approved by the City Manager.*

***Current vacancies due to separations from employment, promotions, demotions and transfers.*

Safety News:

Workers' Compensation	2015	2016
Current Month's Claims	0 OSHA Recordable 0 Lost Time 2 Non-Recordable 1 Denied	4 OSHA Recordable 1 Lost Time 0 Non-Recordable 1 Denied
Year-to-Date Claims	26 Recordable 7 Non-Recordable	20 Recordable 3 Non-Recordable
Current Month Costs	\$43,396.30	\$35,418.41
Year-to-Date Costs	\$694,196.86	\$274,585.07

Other:

No report.

Parks and Recreation

Items of significance:

- **Personnel:** a) Significant use of inmate labor (6) during the month; b) hired new custodian at SWRC - Demetrius Jones; c) hiring of seasonal staff for camps and facilities; d) first aid/CPR training on going; e) flagger training scheduled.
- **Facilities:** a) Selection of contractors for new ballfield lights at Parrott Park; b) new picnic pavilion under construction at Henderson Park; c) sign replacement/restoration at Union Point Park; d) New Bern Aquatic Center opened for 8th season on Memorial Day weekend.
- **Programs:** a) registration underway for annual summer basketball league; b) continued plans underway for annual 4th of July celebration.
- **Mitigation:** Removed trees from Cedar Grove Cemetery, Johnson St., and National Ave.

Police

Crime:

Incidents & Arrests	Current Month Total	2013 Total	2014 Total	2015 Total	2016 YTD
NIBRs* Group A Incidents	216	3,184	2,609	2,522	1,039
NIBRs* Group B Incidents (Arrests)	66	901	715	695	337
Adult Arrests	119	1,934	1,548	1,538	687
Juvenile Arrests	0	63	43	25	4
Total Arrests	119	1,997	1,591	1,563	691
Police Calls for Service	3,564	46,483	41,530	41,878	18,092
Business Alarms Dispatched	158	1,900	1,842	1,382	747
Residential Alarms Dispatched	70	871	782	777	389
Alarm Calls (PD Dispatched)	228	2,771	2,624	2,159	1,136

**NIBRs = National Incident-Based Reporting System*

Monthly and year-to-date totals are subject to change due to reports being submitted/merged after the month for which they were reported and to account for corrections/changes to the original classifications.

Index Crime Report	Current Month Total	2013 Total	2014 Total	2015 Total	2016 YTD
Homicide	0	1	0	7	0
Rape	1	13	9	5	4
Robbery	6	51	39	30	23
Aggravated Assault	5	77	70	68	33
B&E – Residence	14	234	192	181	61
B&E – Business	5	85	46	35	10
Theft from Motor Vehicle	14	215	204	157	60
Larceny	63	1,111	859	867	308
Motor Vehicle Theft	3	55	25	32	15
Arson	3	4	1	3	3
Total:	114	1,846	1,445	1,384	517

Criminal Investigations	Current Month Total	2013 Total	2014 Total	2015 Total	2016 YTD
Cases Assigned	9	192	205	117	64
Cases Closed	6	75	128	28	20

Police

Crime Analysis		
	<u>May 2016</u>	<u>2016 YTD</u>
Top 5 Calls for Service & Number of Incidents	1) Traffic Stop (248) 2) Security Check Bus. (321) 3) Security Check Res. (175) 4) Follow Up (222) 5) Citizen Assist (204)	1) Traffic Stop (1,867) 2) Security Check Bus. (1,692) 3) Follow Up (985) 4) Citizen Assist (907) 5) Security Check Res. (839)
Top 5 Calls for Service by Location and Number of Incidents	1) 601 George St. (263) 2) 3105 M. L. King Jr. Blvd. (72) 3) 100 A Ave. (65) 4) 1413 Norwich Rd. (56) 5) 411 Craven St. (46)	
Top 3 Crime Locations for Current Month and Number of Incidents	1) 3105 M L King Jr Blvd., Wal-Mart (Larcenies/Shoplifters) 10 Reports 2) 1210 Broad St, (Larceny, Robbery) 5 Reports 3) 4200 Academic Dr, (Assaults) 4 Reports	

Case Notes	
2016:	
First Degree Burglary/Home Invasion 616 Watson Ave – 2016-10435	Tyriq Scott charged with First Degree Burglary/Home Invasion. Closed Cleared by Arrest
2016- 13082, 2016- 13287 Shots Fired	629 Watson Ave. Two arrested Michael Velasquez Assault by point a gun & Poss of a Firearm by a felon. \$550,000.00 US Currency Bond. Deon Goff charged with Discharging a Firearm in the city limits Written Promise to Appear. Sheric Squares suspect, Invest Cont.
2016- 13327 Robbery	Robbery of a Pizza Hut Delivery Driver. Cell phone Search Warrant done to identify suspects.
2016-13997 Robbery	Robbery of a Gina's Pizza Delivery Driver Arrested Arthur Golden for Robbery \$75,000.00
2015:	
2015-13752 Death Invest. Infant	Lot 21 Autumn Place (No leads/suspects)
2015-15803 Homicide 1109 National Ave	Detectives are continuing to conduct interviews & follow-ups.
2015-12829 Homicide W-180 Trent Court	Quintin Thigpin arrested & in CC Jail. No bond; detectives are continuing to interview & conduct follow ups. ATF accepted case for federal prosecution.
2015-12755 Death Investigation on MLK Jr. Blvd.	Person of interest has been polygraphed.
2014:	
Armed robberies of Chinese restaurant owners/employees	Detectives are participating in a multi-jurisdictional task force addressing the investigations of these robberies in Eastern NC

Police

Personnel:

Extra-Duty Hours	Current Month	2013 Total	2014 Total	2015 Total	2016 YTD
	401.50	3,123.3	1,853.5	2,161.00	1,201.75

Overtime in Dollars	Current Month	2013 Total	2014 Total	2015 Total	2016 YTD
Office of the Chief	\$0.00	\$6,672.34	\$11,911.58	\$8,783.87	\$796.90
Operations Division	\$8,200.49	\$120,226.42	\$163,316.23	\$145,902.95	\$52,691.02
Services Division	\$4,596.03	\$49,815.25	\$63,974.62	\$62,686.44	\$23,224.09
Investigations Division	\$970.79	N/A	N/A	N/A	\$9,378.39
Total:	\$13,767.31	\$176,714.25	\$239,204.43	\$222,373.26	\$86,090.40

Significant Issues (not noted above):

None to report.

Public Utilities

High-Profile Projects:

- **Advanced Metering Infrastructure Project** - *This project involves installing a network of electric and water meters. We are currently reading 3,040 water meters and 7,166 electric meters with 1,770 disconnect meters; 1,719 two-way load management switches have been installed. Phase II of the project is about 85% complete. We are establishing communication points around the City as required for communications back to the operations center. Brices Creek gateway and an additional gateway for Taberna are in the Engineering Phase. We have started the Engineering Phase for the gateway in the Trent Woods area.*
- **Harris Teeter, Waterscape Way** - *This involves providing power to the new Harris Teeter and surrounding out-parcels in the Carolina Colours Subdivision. We have been working with Power Secure, which will install a customer-owned generator for peak shaving. This project is complete. The three-phase transformer has been placed and high voltage cable pulled and terminated. We are waiting for the contractor to pull their secondary conductors to complete the termination and metering.*
- **Overhead to Underground Conversion** - *This involves converting the first four houses on both sides of County Club Drive from Country Club Road to underground electric. This phase is complete, and we are continuing to bore around Greenwood Road to Fairway to convert the remaining homes in this loop.*
- **Overhead Line Rebuild**
 - Elizabeth Avenue and Side Streets. *Rebuild overhead lines and install services to remove back property facilities. We are setting poles and converting this area.*
 - Pattswood Road. *Construct new and rebuild existing power lines to re-route the power feed to this area. We are trimming and removing trees to facilitate the power line work.*
- **New Underground Developments**
 - Pine Valley Apartments. *Underground Subdivision Extension. Install underground primary, secondary, and area lights as needed to provide power within this new apartment complex. This project does not have a start date at this time.*
 - Craven Animal Hospital. *Install underground primary and transformer needed to provide power to a new commercial service. Estimated completion date for permanent service is October 2016. A pole has been set and three-phase underground primary and conduit has been installed under Old Cherry Point Road. A temporary transformer and conductors have been installed for their temporary construction service.*
 - S. Front Street Light Project. *New installation of decorative street lights. New black acorn street lights will be installed around the waterway behind Tryon Palace. Work is being done in coordination with the streetscape work done by Public Works. All lights that were available for installation have been installed. The remaining lights are on order and are scheduled to be delivered in July.*
- **Township No. 7 Sewer Improvements** – *Phase III. Sewer system infrastructure improvements for increasing transmission capacity. Staff is working with the engineering consultant to finalize the force main alignment and complete the aerial and ground survey work for the project.*
- **West New Bern Water System Improvements** – *Water system infrastructure improvements between the Highways 17 and 55 corridors increasing available domestic and fire flow supplies. Staff is working with the engineering consultant to finalize the water main alignment and complete the aerial and ground survey work for the project.*

Public Utilities

Electric System Outages and Reliability Statistics

Apr 1, 2015 to May 31, 2016

SAIDI (minutes)	SAIFI (number of interruptions)	CAIDI (minutes)	ASAI (percent)
25.267	1.03	24.419	99.9955

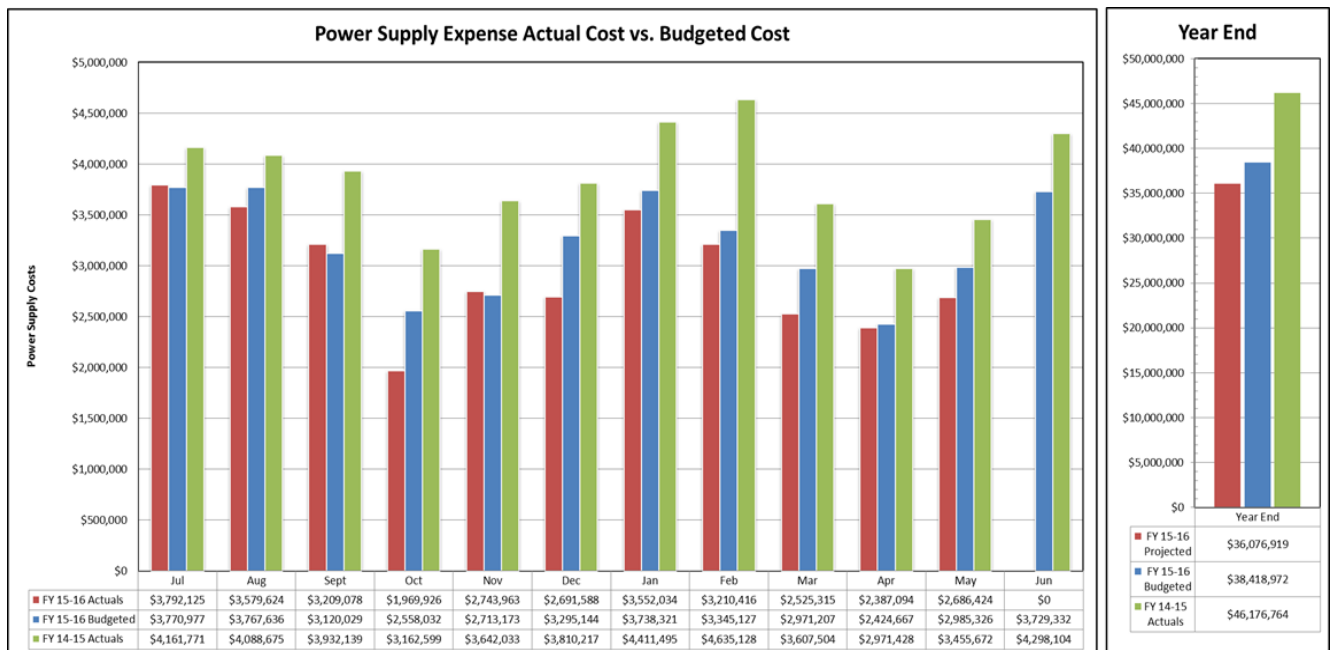
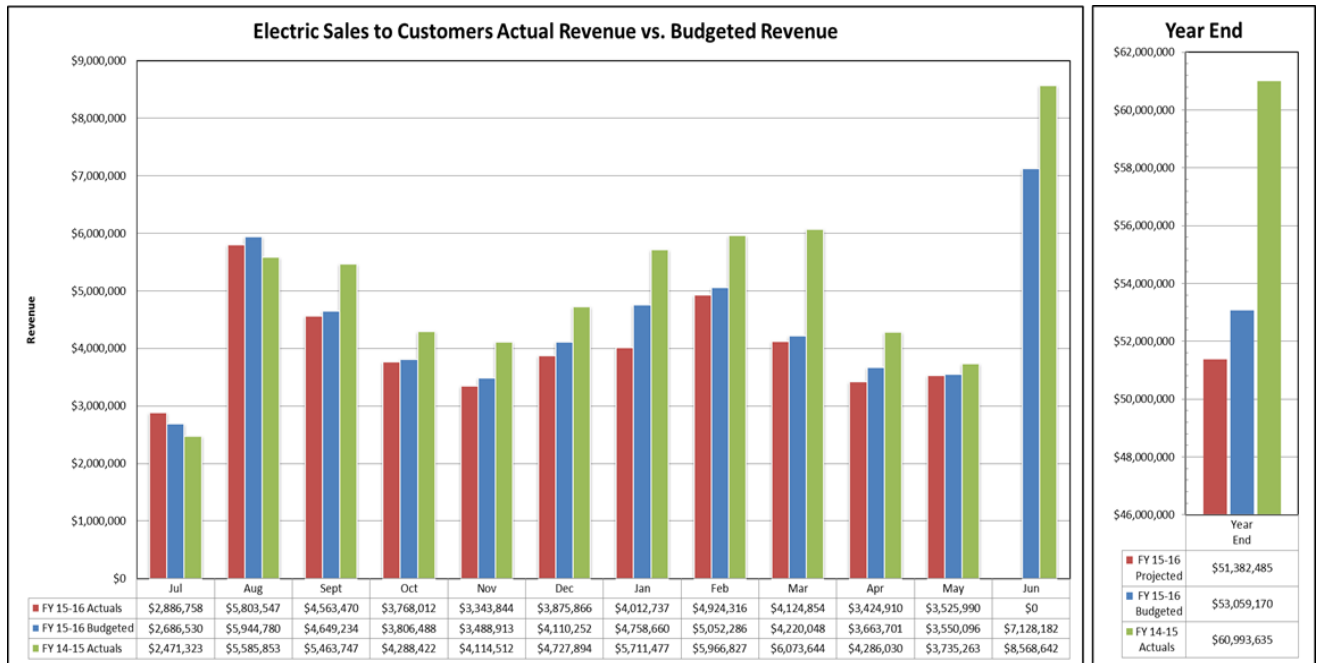
Apr 1, 2014 to May31, 2015

SAIDI (minutes)	SAIFI (number of interruptions)	CAIDI (minutes)	ASAI (percent)
64.41	1.3	51.154	99.9893

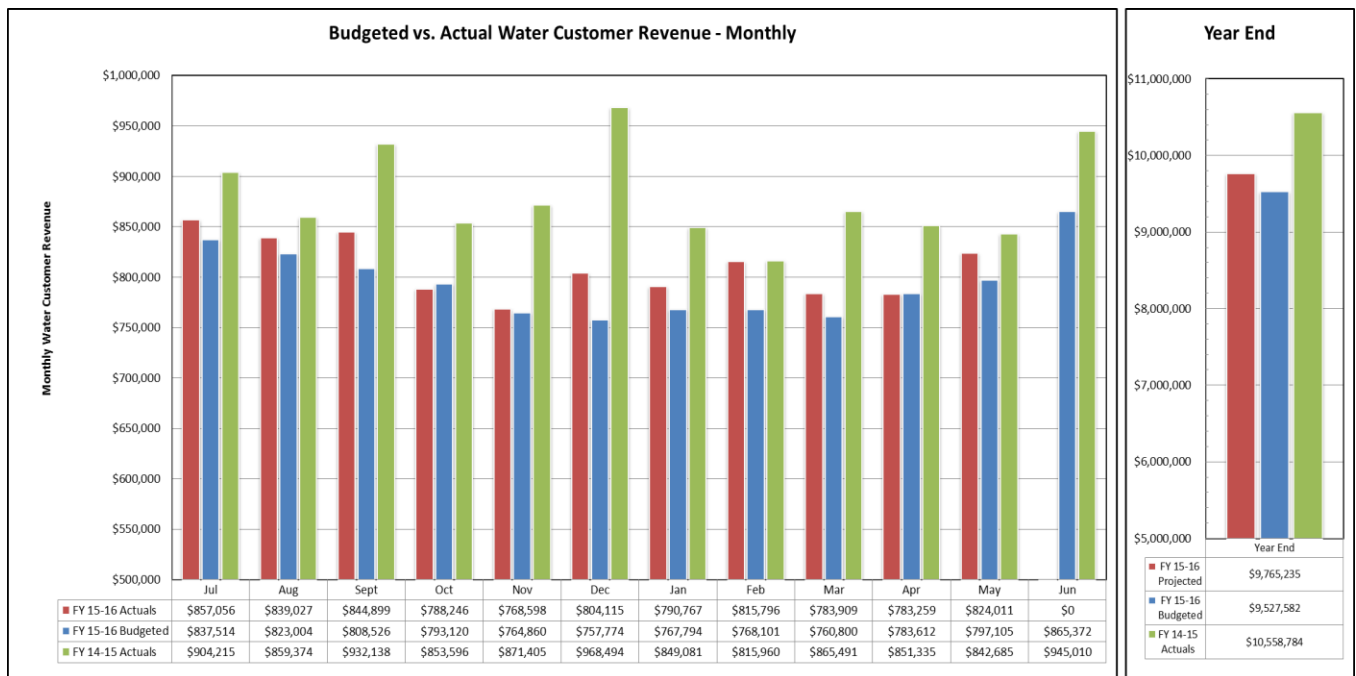
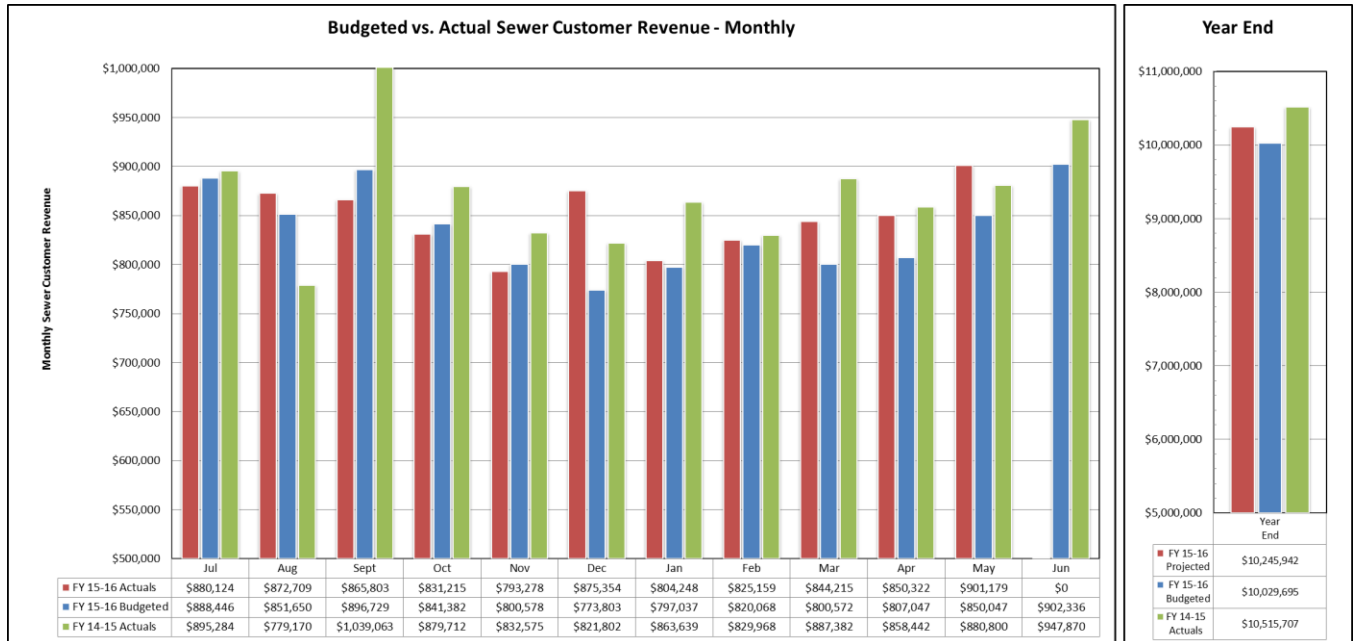
May-16

Sched/Unsched	Cause	Substation	Circuit	Total Outages
Unscheduled	Squirrel			3
Unscheduled	Bird			2
Unscheduled	Snake			2
Scheduled	Scheduled			0
Unscheduled	Equipment Worn Out			2
Unscheduled	Vehicle Accident			0
Unscheduled	Vine			5
Unscheduled	Electrical Failure			2
Unscheduled	Construction			0
Unscheduled	Tree			2
Unscheduled	Equipment Damage			1
Unscheduled	Weather			3
Unscheduled	Unknown/Other			5
			total	27

Public Utilities



Public Utilities



Public Works

Leaf and Limb:

Service Provided (Tons)	FY13-14 Total	FY14-15 Total	FY15-16 YTD	May 2016
White Goods Collected	4.50	9.00	18.00	4.50
Brown Goods Collected	4,578.46	4,957.50	3,235.56	264.00
Yard Waste Received	18,428.66	26,347.61	15,993.435	1,362.87
Mulch Dispersed	7,167.78	7,998.90	7,349.09	733.76

City Garage:

Costs	FY13-14 Total	FY14-15 Total	FY15-16 YTD	May 2016
Services Provided by City Garage:				
Vehicles Serviced	1,352	1,288	1,500	152
Total Labor Cost	\$ 45,264.66	\$ 36,758.93	\$ 48,585.81	\$ 4,787.96
Total Parts Cost	\$ 88,198.66	\$127,821.46	\$133,880.54	\$12,142.68
Total Cost (Parts + Labor)	\$133,463.32	\$164,580.39	\$182,416.35	\$16,930.64
Services Provided by Contract:				
Vehicles Serviced	1,101	916	631	42
Total Labor Cost	\$108,017.54	\$108,770.25	\$109,119.31	\$ 8,696.24
Total Parts Cost	\$169,954.20	\$192,877.40	\$185,138.16	\$15,920.18
Total Cost (Parts + Labor)	\$277,971.74	\$301,647.65	\$294,257.47	\$24,616.42
Total Services Provided (City Garage & Contract):				
Vehicles Serviced	2,453	2,204	2,131	194
Total Labor Cost	\$153,282.20	\$145,529.18	\$157,705.12	\$13,484.20
Total Parts Cost	\$258,152.86	\$320,698.86	\$318,968.70	\$28,062.86
Total Cost (Parts + Labor)	\$411,435.06	\$466,228.04	\$476,673.82	\$41,547.06

Cost by Department	FY13-14 Total	FY14-15 Total	FY15-16 YTD	May 2016
Public Utilities (Electric)	\$ 61,210.08	\$ 86,103.29	\$83,921.72	\$14,094.69
Public Utilities (W&S)	\$123,160.43	\$116,802.55	\$114,224.90	\$ 9,046.83
Police	\$105,515.35	\$ 84,842.82	\$ 79,876.52	\$ 7,774.05
Recreation & Parks	\$ 34,017.61	\$ 32,005.09	\$ 40,592.52	\$ 635.52
Finance	\$ 25,209.01	\$ 28,004.25	\$ 13,955.55	\$ 1,587.69
Public Works	\$107,749.04	\$114,259.82	\$ 78,287.56	\$ 5,757.79
Fire / Rescue	\$ 51,774.33	\$ 69,698.98	\$ 52,665.76	\$ 2,608.74
Human Resources	\$ 409.40	\$ 727.61	\$ 13.01	\$ 0
Development Services	\$ 3,000.32	\$ 3,275.67	\$ 5,693.07	\$ 41.75

Public Works

Significant Issues:

None.