

New Bern Parks and Recreation
ADA DIGITAL IMAGES



Administration Building Bathrooms


Bathroom #1



Toilet Room 3.16, 3.21, 3.24, 3.25, 3.29



Toilet Room 3.33, 3.38



Toilet Room 3.17 - 3.18, 3.50



Toilet Room 3.34, 3.37

Administration Building Bathrooms

Bathroom #2 (continued)




Entrance 3.7



Entrance 3.7



Toilet Room 3.25




Toilet Room 3.29

Administration Building Bathrooms
Bathroom #2 (Continued)



Toilet Room 3.38, 3.49




Toilet Room 3.30


Bear Plaza Approach & Entrance



Approach & Entrance 1.17



Approach & Entrance 1.18



Approach & Entrance 1.20



Approach & Entrance 1.20

Council Bluff Green

Approach & Entrance



Approach & Entrance 1.17



Approach & Entrance 1.17



Approach & Entrance 1.17



Approach & Entrance 1.17

Council Bluff Green (Continued)

Approach & Entrance



Approach & Entrance 1.36

Cub House Bathroom




Toilet Rooms 3.5, 3.11, 3.12



Toilet Rooms 3.20



Toilet Rooms 3.19



Toilet Rooms 3.28

Cub House Bathroom (continued)



Toilet Rooms 3.34, 3.42, 3.43



Toilet Rooms 3.38, 3.49

Donald Miller Park



Approach & Entrance 1.13, 1.17, 1.18



Approach & Entrance 1.1, 1.2, 1.3

Fort Totten Park



Approach & Entrance 1.2, 1.4, 1.5, 1.7



Approach & Entrance 1.10



Approach & Entrance 1.15


Fort Totten Bathroom



Toilet Rooms 3.2, 3.3, 3.5, 3.11, 3.12



Toilet Rooms 3.26, 3.28



Toilet Rooms 3.43, 3.44, 3.50

Fort Totten Bathroom (continued)



Toilet Rooms 3.33, 3.38



Toilet Rooms 3.31, 3.47

**George Street Splash Pad
Approach & Entrance**



Approach & Entrance 1.8, 1.10



Approach & Entrance 1.8, 1.10

George Street Splash Pad Approach & Entrance (Continued)



George Street Splash Pad
Bathroom



Toilet Rooms 3.26

Glenburnie Park (Elks Shelter)
Approach & Entrance



Approach & Entrance 1.17



Approach & Entrance 1.2, 1.17

Glenburnie Park (Jaycee Shelter)

Approach & Entrance



Glenburnie Park (Lions Shelter)

Approach & Entrance



Approach & Entrance 1.2, 1.17, 1.18



Approach & Entrance 1.2, 1.17, 1.18

Glenburnie Park (Rotary Shelter)

Approach & Entrance



Approach & Entrance 1.2, 1.17, 1.18



Approach & Entrance 1.2, 1.17, 1.18



Approach & Entrance 1.2, 1.17, 1.18



Approach & Entrance 1.2, 1.17, 1.18

Glenburnie Park—Down East Dog Park

Approach & Entrance



Approach & Entrance 1.2, 1.17, 1.18 (all accesses)

Glenburnie Park Bathroom



Toilet Rooms 3.2, 3.3, 3.5, 3.11, 3.12



Toilet Rooms 3.2, 3.3, 3.5, 3.11, 3.16, 3.26




Toilet Rooms 3.33, 3.38




Toilet Rooms 3.31, 3.34, 3.47, 3.50

Glenburnie Park Bathroom (Continued)



Toilet Rooms 3.16



Toilet Rooms 3.9, 3.44, 3.45, 3.46

Henderson Park

Approach & Entrance



Approach & Entrance 1.4



Approach & Entrance 1.4, 1.10

Henderson Park
Approach & Entrance (Continued)



Approach & Entrance 1.5



Approach & Entrance 1.5



Approach & Entrance 1.7



**James Reed Lane
Approach & Entrance**



Approach & Entrance 1.20



Approach & Entrance 1.20

Kidsville

Approach & Entrance



Approach & Entrance 1.8




Approach & Entrance 1.17, 1.18

Kidsville

Approach & Entrance (Continued)



Approach & Entrance 1.8



Approach & Entrance 1.8, 1.17, 1.18

Kidsville Bathroom



Toilet Rooms 3.2, 3.5, 3.11, 3.12




Toilet Rooms 3.26


Kidsville Bathroom (Continued)



Toilet Rooms 3.34, 3.36, 3.38



Lawson Creek Park—Thalmann Field Approach & Entrance



Approach & Entrance 1.8, 1.10, 1.5



Approach & Entrance 1.8, 1.10, 1.5

Lawson Creek Park—Thalmann Field

Approach & Entrance



Approach & Entrance 1.8, 1.10



Approach & Entrance 1.8, 1.10

Lawson Creek Park—Boat Ramp #1



Approach & Entrance 1.3, 1.4, 1.10, 1.11



Approach & Entrance 1.3, 1.4, 1.8, 1.10, 1.11

**Lawson Creek Park—Boat Ramp #1 & Pier(s)
Approach & Entrance**



Approach & Entrance 1.17



Approach & Entrance 1.17

Lawson Creek Park—Pier #2 & Walking Trail



Approach & Entrance 1.17



Approach & Entrance 1.17, 1.18

Lawson Creek Park—Shelter #1 & Restroom
Approach & Entrance



Approach & Entrance 1.5, 1.8



Approach & Entrance 1.5, 1.8




Approach & Entrance 1.17



Approach & Entrance 1.10

Lawson Creek Park—Boat Ramp #2

Approach & Entrance



Approach & Entrance 1.2, 1.3, 1.4, 1.5, 1.7, 1.9, 1.10

Lawson Creek Park
Front Bathroom



Toilet Rooms 3.4



Toilet Rooms 3.1, 3.2, 3.3, 3.5, 3.11, 3.12



Toilet Rooms 3.17




Toilet Rooms 3.26

**Lawson Creek Park
Front Bathroom (continued)**



Toilet Rooms 3.33, 3.34, 3.38



Toilet Rooms 3.34



Toilet Rooms 3.43, 3.44, 3.45

Lawson Creek Park

Back Bathroom



Toilet Rooms 3.1



Toilet Rooms 3.3, 3.5, 3.7, 3.11, 3.12



Toilet Rooms 3.26



Toilet Rooms 3.31, 3.33, 3.36, 3.47

**Leander Morgan
Approach & Entrance**



Approach & Entrance 1.18



Approach & Entrance 1.18

Laurencio Park Approach & Entrance



Approach & Entrance 1.3, 1.8, 1.10




Approach & Entrance 1.8



Approach & Entrance 1.18



Mary White Park Approach & Entrance



Approach & Entrance (Greenspace, no identifiable route or parking)

Monk Mallard Park
Approach & Entrance



Approach & Entrance 1.18




Approach & Entrance 1.18



Approach & Entrance 1.18

New Bern Aquatic Center



Refer to ADA Quick Sheet—NBAC

Aquatic Center Family Locker Room



Toilet Rooms 3.5



Toilet Rooms 3.26 (covered but not boxed in)



Toilet Rooms 3.3



Toilet Rooms 3.33

Aquatic Center Locker Room



Toilet Rooms 3.5




Toilet Rooms 3.20



Toilet Rooms 3.33

Pleasant Hill Park Approach & Entrance



Approach & Entrance 1.2, 1.3



Approach & Entrance 1.10, 1.11



Approach & Entrance 1.20



Approach & Entrance 1.17

Pleasant Hill Park Approach & Entrance (Continued)



Toilet Room 3.4

Pleasant Hill Park Bathroom




Toilet Rooms 3.2, 3.11

Pleasant Hill Park Bathroom (continued)



Toilet Rooms 3.26



Toilet Rooms 3.3, 3.42



Toilet Rooms 3.20, 3.44



Toilet Rooms 3.30, 3.33, 3.38

Seth West Parrott Park—Carraway Field
Approach & Entrance



Approach & Entrance 1.17, 1.18



Approach & Entrance 1.17



Approach & Entrance 1.17

Speight Park
Approach & Entrance



Approach & Entrance 1.1, 1.2, 1.3



Approach & Entrance 1.17



Approach & Entrance 1.17

Union Point Park—Gazebo


Approach & Entrance



Approach & Entrance 1.3, 1.4, 1.8, 1.10, 1.11



Approach & Entrance 1.16




Approach & Entrance 1.17, 1.27, 1.31, 1.32, 1.35

Union Point Park—Picnic Area

Approach & Entrance




Approach & Entrance 1.3, 1.4, 1.10, 1.11



Union Point Park—Bathroom—Approach & Entrance



Approach & Entrance 1.3, 1.4, 1.10




Approach & Entrance 1.4, 1.10

Union Point Park—Bathroom (Continued)

Approach & Entrance



Approach & Entrance 1.10



Approach & Entrance 1.35




Approach & Entrance 1.35

Union Point Park Bathroom



Toilet Rooms 3.5, 3.12



Toilet Rooms 3.3, 3.42, 3.43



Toilet Rooms 3.26



Toilet Rooms 3.37

United Way Park Approach & Entrance



Accessible route through the park meets all requirements for slope and width

West New Bern Recreation Center



Approach & Entrance 1.10



Approach & Entrance 1.10



Mat at entrance is not securely attached on the edges.



Patron access counter is higher than 36"

West New Bern Recreation Center (continued)



Refer to ADA Quick Sheet—WNRC



Toilet Rooms 3.26



Toilet Rooms 3.44, 3.45