

NEW BERN



NORTH CAROLINA

Everything comes together here

Departmental Monthly Reports

June 2017

Table of Contents

Development Services	1
Finance	3
Fire	4
Human Resources	5
Parks & Recreation	6
Police	7
Public Utilities	10
Public Works	15
Attendance for Board Appointees	17

Development Services

Inspections:

Overview	2016 YTD	% Change from Last Year	2017 YTD	MAY 2017	% Change from Previous Month
Commercial Permits – New Construction	85	24%	112	14	-8%
Residential Permits – New Single Family	42	5%	44	9	-125%
Residential Permits – Additions/Remodels	123	-18%	104	18	25%
Mobile Homes	14	-600%	8	0	100%
Signs	25	14%	22	4	-400%
Certificates of Occupancy – Residential	55	-28%	43	6	25%
Certificates of Occupancy – Commercial	4	43%	7	2	-100%
Total Permit Valuation	\$57,215,008	-72%	\$33,242,973	\$11,416,093	-130%

Community and Economic Development:

- **Revive Five:** Rebranding being led by Craven Community College Marketing Department, and Greater Duffyfield Residents Council. Staff attended Duffest for community input. Logo and tag line has been completed. Craven Community College is developing deliverable marketing options.
- **First Street Corridor:** Bi-weekly construction meetings. Golden Leaf and Economic Development Administration grants awarded totaling \$1,847,250. Waiting confirmation from additional funding sources. Food programs initiative funding underway in collaboration with Veteran’s Organic Garden-grant submitted to USDA. The Walker Group selected as Architect/Engineer. VOLT logo is in development.
- **Habitat for Humanity:** Biddle Street property is almost complete. CDBG funds utilized.
- **The Entrepreneur Center:** New location in development.
- **Site Development-Airport:** Analysis complete. Marketing materials available. Staff met with interested party for potential development.
- **CDBG:** 2016-2017 \$250,955 allocated. Community Development Advisory Committee (CDAC) working on 2017-2018 annual action plan. CDAC meeting held June 27th. Staff is updating reporting processes as directed by HUD.
- **Paint Your Heart Out:** 2017 event will be July 23-29. Homes are receiving final review processes. Seeking volunteers and donors.
- **CNI: Recidivism efforts:** YouthBuild is collaborating with Craven Community College, Reentry Council, Craven County, Eastern Carolina Council, and Coastal Community Action in application for Department of Labor grant \$700,000.
- **Veteran’s Organic Garden:** The VEBCOG has applied for a grant through the USDA to expand their presence.

Development Services

Other:

- **Zoning** – Twenty land-use approvals were issued during the month.
 - **Board of Adjustment:** Staff held the June 26, 2017 Board of Adjustment meeting. The following items were considered and approved:
 - A. Forty-four slip private marina located at 818 East Front Street.
 - B. Twenty –five percent residential density bonus for Gaston Senior Housing located at 731 3rd Avenue.
 - **Planning & Zoning Board:** The board reviewed the following at the regular scheduled meeting on June 6, 2017:
 - A. Consideration of a request by Overlook Holdings, LLC, for a General Plan for “Watercrest Subdivision”, an 18-lot subdivision located on Landscape Drive. Approved.
 - B. Consideration of a request by Weyerhaeuser Real Estate to rezone a 388.7-acre portion out of an existing 499.3-acre tract. The request consists of rezoning approximately 236.7 acres from I-1 Industrial District to R-6 Residential District, rezoning approximately 152.0 acres from R-10A Residential District to C-3 Commercial and R-6 Residential Districts. The properties are further identified as Craven County identification numbers 8-209-13001, 17000, 17001, 17002, and 17003. Approved.
 - **HPC** – Provided staff support for Historical Preservation Commission’s Regular Meeting on June 21st for the following projects:
 - A. 239 Middle St.—to include a request to remove 2 Bradford Pear trees in the primary AVC. Approved w/conditions.
 - B. 507 George Street—to include the demolition of an accessory structure in the tertiary AVC. Approved w/conditions.
 - C. 219 Middle Street—to include the removal of an entryway door on the right portion of the façade and to replace with an operable metal casement window in the primary AVC. Continued.
 - D. 411 Johnson Street—to include an addition to a contributing structure in the tertiary AVC. Approved w/conditions.
 - E. 227 Middle Street—to include an addition to a contributing structure in the tertiary AVC. Approved w/conditions.
 - F. Reclassification of masonry walls and fences as major works
 - 1411 National Avenue—Request by staff to place structure on the Demolition by Neglect Property List. Approved.
 - 701 Broad Street— Request by staff to place structure on the Demolition by Neglect Property List. Approved.
- Minor COA’S Issued
- A. 422 Broad Street—to include the installation of 3 wood and metal benches in the primary AVC.
 - B. 400 New St.—to include the installation of a historical marker in the primary AVC.
 - C. 416 Bern St.—installation of a wooden fence in the primary and secondary AVC.
 - D. 713 & 712 New St.—installation of a wooden fence in the secondary AVC.
 - E. 403 George St.—installation of an appropriate sign in the primary AVC
 - F. 208 Pollock St.—planting of an appropriate tree in the primary AVC.
 - G. 208 Pollock St.—installation of an appropriate exterior light in the primary AVC.

Finance

Fund Balance Available for Appropriation and Days Cash on Hand:

Fund	As of 06/30/14	As of 06/30/15	As of 6/30/16	<i>Estimate for April 2017*</i>	<i>Estimate for May 2017*</i>
Water (Available)	\$6,844,978	\$7,885,359	\$8,497,223	\$7,241,370	\$5,969,467
Water (Days)	294	497	516	445	372
Sewer (Available)	\$3,379,175	\$3,441,193	\$3,422,417	\$3,724,933	\$4,005,176
Sewer (Days)	128	196	227	245	251
Electric (Available)	\$8,171,048	\$9,187,629	\$11,138,265	\$12,098,496	\$11,948,603
Electric (Days)	88	94	130	123	126
General (Available)	\$9,183,675	\$15,531,641	\$16,186,421	\$15,695,135	\$14,350,468
General %	32.09%	56.95%	45.63%	40.43%	37.80%

*The actual fund balance and Days Cash on Hand for each fiscal year are determined after the completion of the Comprehensive Annual Financial Report. The amounts above are estimates based on current financial information.

Significant Issues:

None.

Fire

Fire Suppression:

Incidents	2016 Total	2017 YTD	Last Month	Current Month
*Number of Incidents	1,336	783	140	144
90% Response Time to Incidents	8 minutes 46 seconds	7 minutes 13 seconds	7 minutes 33 seconds	7 minutes 01 seconds
Endangered Property Value	\$10,115,346	\$5,261,500	\$1,061,920	\$3,040,770
Property Losses Due to Fire	\$598,831	\$1,305,390	\$817,870	\$84,670
Percentage of Saved Property Value	94.08%	72.08%	22.98%	97.22%
Overlapping Incidents	138	73	14	17

Fire Prevention:

Prevention Statistics	2016 Total	2017 YTD	Last Month	Current Month
Fire Investigations	26	23	5	3
Fire Inspections	1,628	917	137	150
Permits Issued	118	40	10	6
Child-Passenger Seat Checks	247	116	19	27
People Educated Through Public Fire & Life-Safety Programs	12,951	2,709	521	253

Narcan:

Statistics	2016 Total	2017 YTD	Last Month	Current Month
Overdose Calls Responded To	N/A	33	4	14
Instances Narcan Administered	N/A	11	0	7

Significant Issues:

- Six (6) smoke alarms were installed this month; 66 in 2017 YTD; 132 in 2016 YTD.
- Continued with Leadership Development Training with Facilitator James Rowan via webinars.
- Completed promotion process for two (2) Fire Engineer positions.

Human Resources

City-Wide Vacancies:

Department	Budgeted Positions	Separations During the Month	Positions Filled By External Candidates During the Month	Current Vacancies	Turnover FY15/16	Turnover FY16/17
Administration	12	0	0	0	1	0
Development Services	17	0	0	1	2	1
Finance	39	1	0	4	8	5
Fire	66	0	0	0	5	1
Human Resources	5	0	0	0	1	0
Parks & Recreation	29	1	1	1	1	3
Police	114	1	2	6	18	14
Public Utilities (Electric)	51	0	0	2	6	2
Public Works	47	0	0	1	10	7
Water Resources	78	0	2	3	9	9
Totals:	458*	3	5	18**	61	42

**Includes regular and 2 grant-funded positions approved for the fiscal year; also includes 1 part-time position in Parks & Recreation; does not include seasonal positions.*

***Current vacancies due to separations from employment, promotions, demotions and transfers.*

Safety News:

Workers' Compensation	2016	2017
Current Month's Claims	3 OSHA Recordable 1 Lost Time 0 Non-Recordable 0 Denied	2 OSHA Recordable 0 Lost Time 1 Non-Recordable 0 Denied
Year-to-Date Claims	21 Recordable 9 Non-Recordable	23 Recordable 10 Non-Recordable
Current Month Costs	\$37,255.43	\$128,217.77
Year-to-Date Costs	\$302,814.47	\$595,936.23

Other:

None

Parks and Recreation

Significant Issues:

None to report for June.

Police

Crime:

Incidents & Arrests	Current Month Total	2014 Total	2015 Total	2016 Total	2017 YTD
NIBRs* Group A Incidents	207	2,609	2,522	2,540	1,237
NIBRs* Group B Incidents (Arrests)	88	715	695	723	440
Adult Arrests	161	1,548	1,538	1,495	825
Juvenile Arrests	0	43	25	10	5
Total Arrests	161	1,591	1,563	1,505	830
Police Calls for Service	4,025	41,530	41,878	43,949	22,989
Business Alarms Dispatched	203	1,842	1,382	1,968	914
Residential Alarms Dispatched	72	782	777	878	373
Alarm Calls (PD Dispatched)	275	2,624	2,159	2,846	1,287

*NIBRs = National Incident-Based Reporting System

Monthly and year-to-date totals are subject to change due to reports being submitted/merged after the month for which they were reported and to account for corrections/changes to the original classifications.

Index Crime Report	Current Month Total	2014 Total	2015 Total	2016 Total	2017 YTD
Homicide	0	0	9	3	3
Rape	2	9	5	11	4
Robbery	8	39	30	50	29
Aggravated Assault	4	70	68	82	48
B&E – Residence	17	192	181	168	83
B&E – Business	2	46	35	27	24
Theft from Motor Vehicle	14	204	157	173	87
Larceny	62	859	867	796	374
Motor Vehicle Theft	0	25	32	30	8
Arson	0	1	3	6	0
Total:	109	1,445	1,387	1,346	660

Criminal Investigations	Current Month Total	2014 Total	2015 Total	2016 Total	2017 YTD
Cases Assigned	8	205	141	179	61
Cases Closed	2	128	72	101	24

Police

Crime Analysis		
Top 5 Calls for Service & Number of Incidents	<u>June 2017</u> 1) Traffic Stop/495 2) Security Check Business/238 3) Citizen Assist/213 4) Follow Up/206 5) Alarm Business/203	<u>2017 YTD</u> 1) Traffic Stop/2,923 2) Security Check Business/1,349 3) Follow Up/1,267 4) Citizens Assist/1,240 5) Alarm Business/914
Top 5 Calls for Service by Location and Number of Incidents	1) 601 George Street, New Bern Police Department/225 2) 3105 MLK Jr. Blvd., Wal-Mart/68 3) Middle St. / Pollock St. / 47 4) 606 Fort Totten Dr., Collections / 45 5) 231 Bern St. / 44	
Top 3 Crime Locations for Current Month and Number of Incidents	1) 3105 MLK Jr. Blvd., (Wal-Mart: Larceny)/13 2) 2915 Neuse Blvd., (Wal-Mart Market: Larceny)/6 3) 1200 Pinetree Dr., (West Craven Rec: Drug Activity)/4	

Cases of Note	
2016-37743 Homicide 2900 Madison Ave.	Investigation continues and follow ups are being conducted.
2016-43036 Homicide 1905 Stimpson St.	Investigation continues and follow ups are being conducted.
2017-13320 Gun Shot Wound New Bern Ave, Pembroke.	Investigation continues and follow ups are being conducted.
2017-18409 Homicide – 3202 Neuse Blvd.	Investigation continues and follow ups are being conducted.
2017-20870 Armed Robbery – Jimmie John’s, 1809 Glenburnie Rd.	Investigation continues and follow up are being conducted.
2017-22252 Armed Robbery – Family Dollar, 1405 Neuse Blvd.	Investigation continues and follow ups are being conducted.
2017-22433 Armed Robbery – Fuel Warehouse, 1509 S. Glenburnie Rd.	Investigation continues and follow ups are being conducted.

Police

Personnel:

Extra Duty Hours	2014 Total	2015 Total	2016 Total	2017 YTD
	1,853.50	2,161.00	3,299.00	1,691

Overtime in Dollars	Current Month	2014 Total	2015 Total	2016 Total	2017 YTD
Office of the Chief	\$0.00	\$11,911.58	\$8,783.87	\$1,251.97	\$145.46
Operations Division	\$4,403.09	\$163,316.23	\$145,902.95	\$135,511.65	\$45,069.54
Services Division	\$2,975.08	\$63,974.62	\$62,686.44	\$58,035.21	\$25,170.97
Investigations Division	\$2,760.90	N/A	N/A	\$21,689.72	\$17,531.38
Total:	\$10,139.07	\$239,202.43	\$217,373.26	\$216,488.55	\$87,917.35

Significant Issues (not noted above):

None.

Public Utilities

High-Profile Projects:

- **Advanced Metering Infrastructure Project** - *This project involves installing a network of electric and water meters. We are currently reading 5,361 water meters and 12,749 electric meters with 2,657 disconnect meters; and 3,061 two-way load management switches having been installed. We are well into the third and final phase of the project. We are establishing communication points around the City as required for communications back to the operations center. The Gateways for Trent Woods should begin in the next few weeks. Work has begun on 2 additional Gateways down Highway 70.*
- **Overhead Line Rebuild**
 - Racetrack Road. *We are working on upgrading the existing overhead line to feeder capacity. We have set the poles and are preparing to re-conductor.*
- **New Underground Developments**
 - Pine Valley Apartments Underground Subdivision Extension. *Install underground primary, secondary, and area lights as needed to provide power within this new apartment complex. Phases One, Two and Three are complete and we are installing the services and lights as the contractor becomes ready.*
 - State Employees Credit Union. *This is a new commercial service on Howell Road. We will be installing power to the site once the contractor has the building and site ready. We have relocated one pole to accommodate the construction. Power to this site shall be installed per City of New Bern's Electric Line Extension Policy. We have completed our work on this project.*
 - Bluewater Rise Subdivision. *New underground residential subdivision. We will be extending our existing underground primary along Old Airport Road and into the new development. We are working on a layout of the electrical system and streetlights. Power to this site shall be installed per the Electric Service Regulations.*
- **Downtown Improvements- Overhead to Underground Conversion**. *Pollock Street from Middle Street to Hancock Street. Install underground conduit and cable and decorative street lighting. The north and south side is complete. Hancock Street from Broad Street to South Front Street consists of converting a main feeder to underground, removing overhead facilities, installing switchgear, transformers, primary distribution circuits, house services, street lighting circuits and decorative street lighting. We have completed all of the feeder and switchgear work. We have completed the distribution loop and are converting the residential and commercial load to the new system.*
- **Township No. 7 Sewer Improvements – Phase III**. *Sewer system infrastructure improvements for increasing transmission capacity. Staff has begun to make contact with the property owner from whom the City will need a utility easement in order to construct the project and legal documents for the easements are being prepared.*
- **Township No. 7 Sewer Improvements – FY16** - *Sewer system infrastructure improvements for increasing transmission capacity. Project goals include transferring a portion of the S.T.E.P. system loading to the City's conventional sewer system, increasing system capacity, as well as increasing system efficiency and lowering operating costs by reducing overall operating pressures. The contractor is in the process of final grading, seeding, and cleanup of the force main work along Hwy. 70 and is working to relay a section of the gravity main that did not pass post construction inspections.*


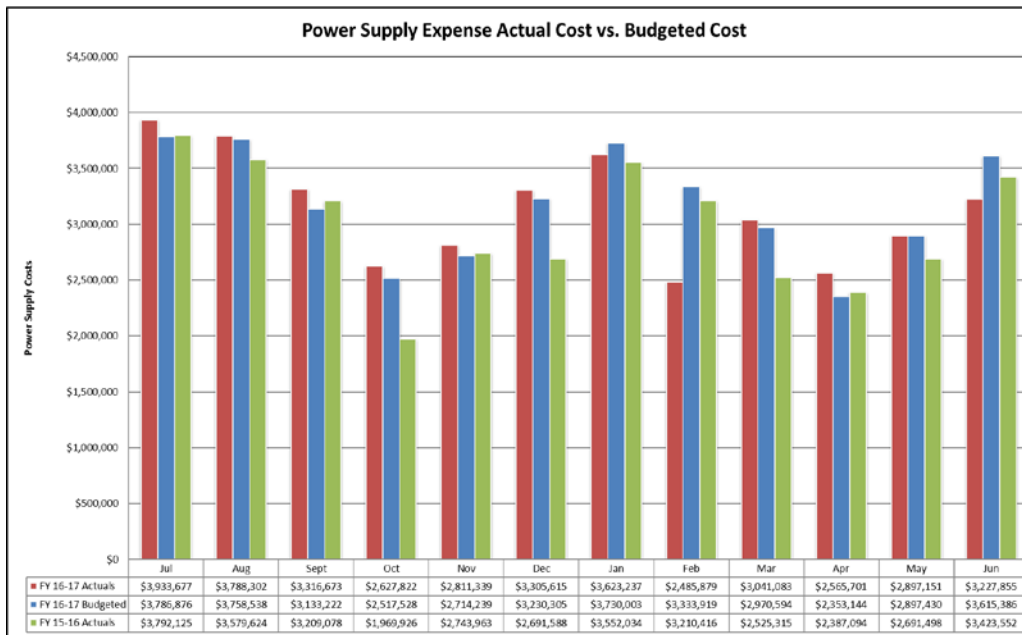
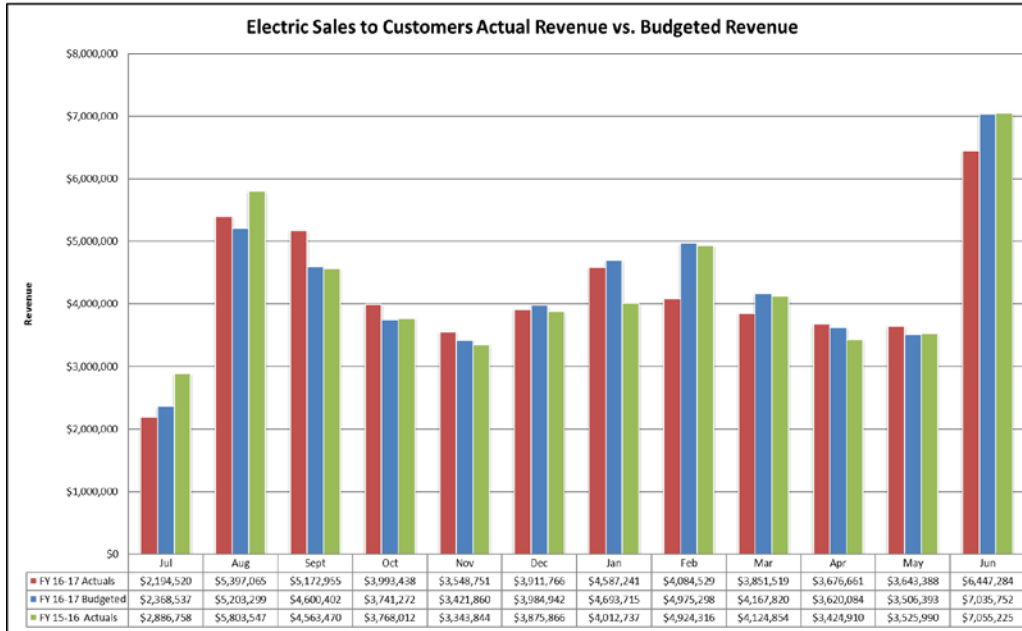
Public Utilities

- **Water Resources Facility** - *This involves modifications to the existing operations facility to provide for needed administrative space and shower facilities.* The bid opening for this project will be on July 27th.
- **West New Bern Water System Improvements** – *Water system infrastructure improvements between the Highways 17 and 55 corridors increasing available domestic and fire flow supplies.* Staff has begun to make contact with the property owner from whom the City will need a utility easement in order to construct the project and legal documents for the easements are being prepared.
- **FY-17 Water and Sewer System Improvements** – *Replacement of existing water and sewer infrastructure in the areas that will be included in the FY-17 repaving project.* Public Utilities staff has worked closely with the Public Works staff to develop a list of water and sewer infrastructure items that are in need of repair/replacement prior to beginning the FY-17 repaving project. The improvements on Queen Street and the southern portion of Meadows Street are now complete. Additional work has been added to this project to replace deteriorated water mains on portions of Center Ave. and Grace Ave. The new work on Center and Grace is scheduled to be complete by the end of July, after which the contractor will move to the northern portion of Meadows St. The work for the Cedar Street and Chapman Street Water and Sewer Improvement Project encountered several early delays in dealing with several unforeseen subsurface conflicts. This work is now back on track and the water and sewer portions of the work should be completed in the next 3-4 weeks.

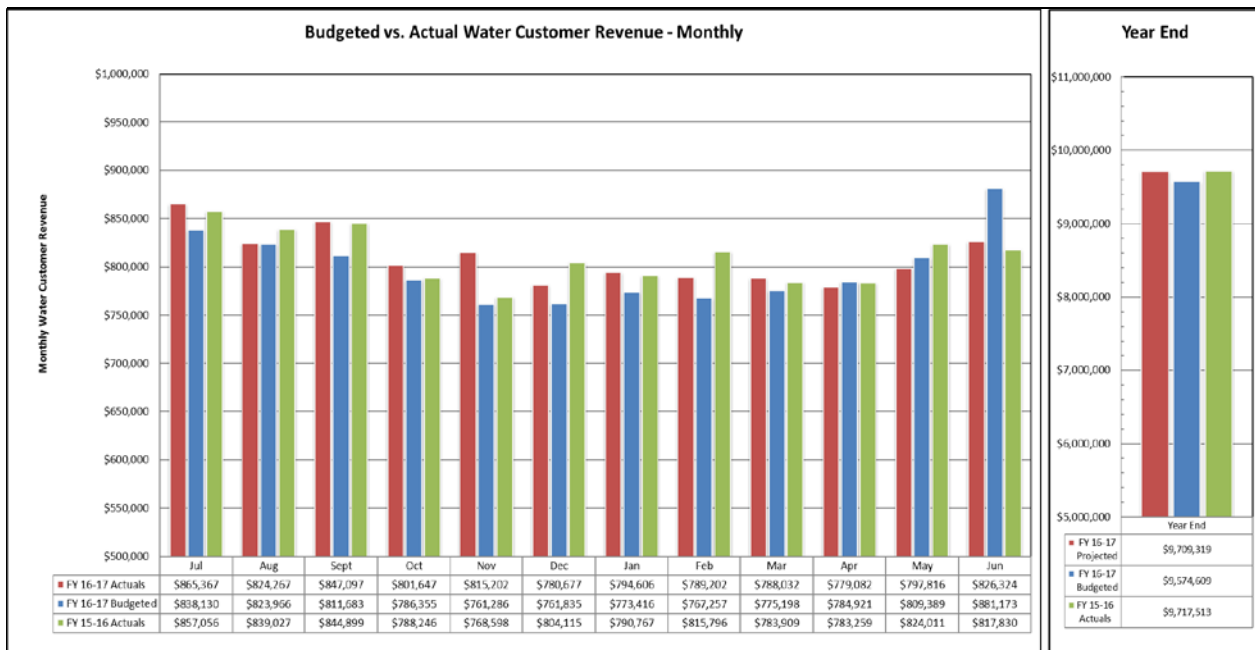
Public Utilities

Electric System Outages and Reliability Statistics				
6-01-16 to 6-30-17				
SAIDI (minutes)	SAIFI (number of interruptions)	CAIDI (minutes)	ASAI (percent)	
6.625	0.11	60.18	99.9989	
6-01-15 to 6-30-16				
SAIDI (minutes)	SAIFI (number of interruptions)	CAIDI (minutes)	ASAI (percent)	
4.78	0.121	39.442	99.9992	
Jun-17				
Sched/Unsched	Cause	Substation	Circuit	Total Outages
Unscheduled	Squirrel			1
Unscheduled	Bird			1
Scheduled	Scheduled			
Unscheduled	Equipment Worn Out			1
Unscheduled	Human			
Unscheduled	Weather			4
Unscheduled	Vehicle Accident			1
Unscheduled	Vine			3
Unscheduled	Electrical Failure			4
Unscheduled	Construction			
Unscheduled	Tree			
Unscheduled	Equipment Damage			1
Unscheduled	Unknown/Other			
			Total	15

Public Utilities



Public Utilities



Public Works

Leaf and Limb:

Service Provided (Tons)	FY14-15 Total	FY15-16 Total	FY16-17 YTD	June 2017
White Goods Collected	9.00	18.00	7.88	0
Brown Goods Collected	5,422.50	3,539.16	4,192.50	322.50
Yard Waste Received	27,167.90	17,958.92	14,542.95	1,072.38
Mulch Dispersed	7,998.90	8,556.95	3,864.30	567.63

City Garage:

Costs	FY14-15 Total	FY15-16 Total	FY16-17 YTD	June 2017
Services Provided by City Garage:				
Vehicles Serviced	1,288	1,643	1,692	117
Total Labor Cost	\$ 36,758.93	\$ 53,147.90	\$ 52,205.30	\$ 3,413.09
Total Parts Cost	\$127,821.46	\$150,034.08	\$151,894.04	\$ 12,661.95
Total Cost (Parts + Labor)	\$164,580.39	\$203,181.98	\$204,099.34	\$ 16,075.04
Services Provided by Contract:				
Vehicles Serviced	916	674	542	47
Total Labor Cost	\$108,770.25	\$116,862.45	\$111,212.64	\$ 4,785.53
Total Parts Cost	\$192,877.40	\$198,068.81	\$174,965.06	\$ 7,812.96
Total Cost (Parts + Labor)	\$301,647.65	\$314,931.26	\$283,177.70	\$12,598.49
Total Services Provided (City Garage & Contract):				
Vehicles Serviced	2,204	2,317	2,234	164
Total Labor Cost	\$145,529.18	\$170,010.35	\$160,418.57	\$ 8,198.62
Total Parts Cost	\$320,698.86	\$348,052.89	\$327,129.10	\$20,474.91
Total Cost (Parts + Labor)	\$466,228.04	\$518,063.24	\$487,277.04	\$28,673.53

Cost by Department	FY14-15 Total	FY15-16 Total	FY16-17 YTD	June 2017
Public Utilities (Electric)	\$ 86,103.29	\$ 96,332.89	\$ 89,722.68	\$3,073.98
Public Utilities (W&S)	\$116,802.55	\$120,158.73	\$106,384.36	\$5,456.24
Police	\$ 84,842.82	\$ 85,547.12	\$ 75,648.03	\$8,760.03
Recreation & Parks	\$ 32,005.09	\$ 45,296.72	\$ 42,286.71	\$3,593.79
Finance	\$ 28,004.25	\$ 15,044.94	\$ 11,181.78	\$ 680.29
Public Works	\$114,259.82	\$ 86,585.97	\$ 96,169.46	\$4,321.67
Fire / Rescue	\$ 69,698.98	\$ 54,913.63	\$ 63,315.27	\$2,694.94
Human Resources	\$ 727.61	\$ 13.01	\$ 619.44	\$ 86.59
Development Services	\$ 3,275.67	\$ 6,727.03	\$ 1,911.96	\$ 6.00

Public Works

Significant Issues:

None.

Attendance for Board Appointees

Board of Adjustment			
Appointee	June Attendance	Meetings Missed in 2017 To Date	Appointed By
Alfred Barfield	Present	1	Mayor
Richard Parsons	Present	0	Ward 1
Sarah Afflerbach	Absent	2	Ward 2
Peter Walker	Present	0	Ward 3
Benjamin Beasley	Absent	1	Ward 4
Kenneth Brown	Present	0	Ward 5
John Riggs	Absent	2	Ward 6
Kenneth "Kip" Peregoy	Present	0	Mayor Outlaw
Steve Strickland	Present	0	Mayor Outlaw
Lois Jamison	Absent	3	Schaible
Beth Walker	Present	1	Not Available
Peter Adolph	Present	1	Not Available

Community Development Advisory Committee			
Appointee	June Attendance	Meetings Missed in 2017 To Date	Appointed By
Corinne Corr	Present	0	Ward 1
Carol Williams	Present	0	Ward 2
Marshall Williams	Absent	2	Ward 3
Vernon Guion	Present	0	Ward 4
Dell Simmons	Absent	3	Ward 5
Mary Shepard	Present	0	Ward 6

Craven County Tourism Development Authority			
Appointee	June Attendance	Meetings Missed in 2017 To Date	Appointed By
Mark Stephens	Present	0	BOA

Attendance for Board Appointees

Eastern Carolina Council of Government			
Appointee	June Attendance*	Meetings Missed in 2017 To Date	Appointed By
Victor Taylor	Absent	1	White

*Attendance is only *required* at January and June meeting.

Friends of New Bern Firemen's Museum, Inc. Board of Directors			
Appointee	June Attendance	Meetings Missed in 2017 To Date	Appointed By
Nancy Mansfield	Present	0	Ward 1
Mike Markham	Present	0	Ward 2
David Finn	Present	0	Ward 3
Juleon Dove	Absent	6	Ward 4
Willie Newkirk	Present	0	Ward 5
Carol Zink	Present	1	Ward 6
Gary Lingman	Present	0	Mayor
Bill Frederick	Present	0	Blackiston
Bobby Aster	Present	0	White
Richard Blythe	Present	2	Blackiston

Historic Preservation Commission			
Appointee	June Attendance	Meetings Missed in 2017 To Date	Appointed By
David Griffith	Present	3	Mayor
Joe Anderson	Present	0	Ward 1
Dr. Ruth Cox	Present	0	Ward 2
Rich Frye	Present	2	Ward 3
Nancy Gray	Present	0	Ward 4
Tim Thompson	Present	1	Ward 5
Jim Morrison	Present	0	Ward 6
Tripp Eure	Present	0	Blackiston
James Herring	Present	0	White

Attendance for Board Appointees

Housing Authority of the City of New Bern			
Appointee	June Attendance	Meetings Missed in 2017 To Date	Appointed By
Steve Strickland	Present	1	Mayor
Joe Anderson	Present	0	Mayor
Pete Monte	Absent	1	Mayor
Barbara Lee	Present	3	Mayor
Rob Overman	Present	0	Mayor
Molichia Hardy	Absent	1	Mayor
Willie Newkirk, Sr.	Present	1	Mayor
Bill Frederick	Present	2	Mayor
Carol Becton	Present	0	Mayor
Denise Harris-Powell	Present	1	Mayor
Thomas Hardin	Present	0	Mayor

New Bern Appearance Commission			
Appointee	June Attendance	Meetings Missed in 2017 To Date	Appointed By
Peggy Broadway	Present	0	Ward 1
James Dugan	Present	0	Ward 2
Joseph Cannon	Present	0	Ward 3
Rose Williams	Present	0	Ward 4
Mattie Tatum	Present	1	Ward 5

New Bern Area Metropolitan Planning Organization – Transportation Advisory Committee			
Appointee	June Attendance **	Meetings Missed in 2017 To Date	Appointed By
E.T. Mitchell	N/A	0	Kinsey
Bernard White (Alternate)	N/A	1	Kinsey

*Alternate only *required* when regular appointee is not in attendance.

** A meeting was not held in June.

Attendance for Board Appointees

New Bern-Craven County Public Library Board of Trustees			
Appointee	June Attendance	Meetings Missed in 2017 To Date	Appointed By
Carol Becton	Absent	2	Not Available
Esther Hardin	Present	0	Not Available
Erika Foluke	Absent	2	Taylor
Ethel Staten	Present	0	Taylor
Victor Taylor	Present	1	Not Available

Planning & Zoning Board			
Appointee	June Attendance	Meetings Missed in 2017 To Date	Appointed By
Willie Newkirk, Sr.	Present	1	Mayor
Jerry Walker	Present	1	Ward 1
Carol Williams	Present	2	Ward 2
Gaspar Sonny Aluzzo	Absent	1	Ward 3
Raymond Layton	Present	0	Ward 4
Jeffery Midgett	Present	1	Ward 5
Barry Evans	Absent	2	Ward 6

Police Civil Service Board			
Appointee	June Attendance*	Meetings Missed in 2017 To Date	Appointed By
Phil Childrey	N/A	0	Odham
Timothy Tabak	N/A	0	Schaible
Daniel Addario	N/A	0	Odham
Roger Bellamy	N/A	0	White
Phil Urick	N/A	0	Blackiston

*Meetings are held for appeals of disciplinary actions only. A meeting was not required in June.

NOTE: At-large appointments reflect the name of the Governing Board member who made the appointment. All other appointments are specific to the Mayor or a Ward and are noted as such.