

NEW BERN



NORTH CAROLINA

Everything comes together here

Departmental Monthly Reports

March 2017

Table of Contents

Development Services.....	1
Finance.....	4
Fire.....	5
Human Resources	6
Parks & Recreation	7
Police	8
Public Utilities.....	11
Public Works.....	16
Attendance for Board Appointees	18

Development Services

Inspections:

Overview	2016 YTD	% Change from Last Year	2017 YTD	January 2017	% Change from Previous Month
Commercial Permits – New Construction	47	31%	68	13	-62%
Residential Permits – New Single Family	18	-38%	13	1	-40%
Residential Permits – Additions/Remodels	52	-24%	42	15	41%
Mobile Homes	9	-600%	1	0	100%
Signs	13	7%	14	6	67%
Certificates of Occupancy – Residential	20	13%	23	8	-50%
Certificates of Occupancy – Commercial	4	-100%	2	0	0%
Total Permit Valuation	\$17,668,036	-39%	\$12,679,563	\$5,661,290	33%

Significant Issues and Projects:

Days Hotel: Pile of debris has been removed from the site. Staff continues to work through the issue of the presence of asbestos in the exterior beige paint on the north and south sides of the structure. Additional testing localized the presence of asbestos to the the north and south sides of the second floor only. Twelve additional tests of the beige paint on the second floor tested negative for any presence of asbestos. Conversations with state regulators offered no direction on how to proceed when conflicting data is found. Staff has located photographic evidence that display the precise locations of at least 4 areas that tested positive for asbestos on the second floor balcony. On 4/10/17 staff will take additional samples from the exact locations that tested positive for asbestos and have them tested for the presence of asbestos.

Community and Economic Development:

- **Brownfields:** MidAtlantic assisting with property owners and potential buyers in the Five Points Brownfield areas.
- **Revive Five:** Rebranding being lead by Craven Community College Marketing Dept., and Greater Duffyfield Residents Council. Staff attended meeting on March 20.
- **First Street Corridor:** Awarded EDA-\$1,285,250 grant. Organizational meetings held March 16th and 30th. Golden Leaf draw of \$109,000 received March 30th. Food programs initiative funding underway in collaboration with Veteran's Organic Garden grant to USDA submitted. RFQ/RFP in process.
- **Habitat for Humanity:** Received release of funds notice from HUD on March 8th.
- **The Entrepreneur Center:** Staff met with Advisory Group. Engineers completing drainage issues. Utilizing CDBG Catalyst funds for drainage issue-scheduled for April 2017. Ben Eisner is lead fundraiser. \$50k needed to open center.

Development Services

- **Electricities:** Staff is working with Electricities on a significant development project.
- **Site Development-Airport:** Analysis complete. Marketing materials available. Staff met with interested party for potential development.
- **CDBG:** 2016-2017 \$250,955 allocated. Community Development Advisory Committee working on 2017-2018 annual action plan. No meeting held in March.
- **Paint Your Heart Out:** 2017 event will be July 23-29. Partnered with NRCDC, Greater Duffyfield Residents Council, East Carolina Council and CNI to leverage funding opportunities. Applications are being accepted and reviewed. Staff met with planning group March 17th.
- **CNI: Recidivism efforts:** YouthBuild-collaborating with CCC, Reentry Council, County, ECC, and CCA in application for DOL grant \$700,000.
- **Veteran's Organic Garden:** The VEBCOG has applied for a grant through the USDA to expand their presence.

Other:

- **Zoning** – Twenty-six land-use approvals were issued during the month. Staff issued final c/o for McAlister's and Great Clips located in the River Place Shopping Center located on S. Glenburnie Road.
- **Department Review** – March 4, 17, & 31 2017 for the following projects;
 - Site Plan for Gaston Boulevard Senior Housing located at 731 3rd Avenue.
 - Site Plan for Wave Wash Express Carwash located at 2600 MLK JR BLVD.
 - Site Plan for CarolinaEast Comprehensive Cancer Center at 2000 Neuse Blvd.
 - Subdivision General Plan for Waterleaf Two in Carolina Colours on the south side of Landscape Drive.
- **Planning & Zoning Board:** The Planning & Zoning Board met on March 7th for the Final Plan Consideration of Craeberne Forest Phase II, Section IV; it was approved unanimously. Craven County appointed Don Black, who resides in the New Bern ETJ, to the City of New Bern Planning & Zoning Board. His term will end 06/30/2019.
- **Board of Adjustment** – Staff attended the Board of Adjustment meeting on March 27, 2017 to Consider a Special Use Permit request to operate a boardinghouse at 702 Second Avenue. The application was denied.
- **HPC** – The New Guidelines were approved March 28, 2017 by the Board of Alderman and are immediately in effect. The regularly scheduled meeting on March 15th was held to consider the following applications:
 - A. **208 Pollock St.**— include the installation of a handicap access and new doorway; reconstruction of a fence and dumpster screen; construction of a building addition to enclose a commercial grade refrigerator in the secondary and tertiary AVC's.
 - B. **422 Broad St.**— include the installation of a bell tower in the primary AVC.
 - C. **214 Pollock St.**— include the removal of non-contributing rear staircase in the tertiary AVC; to replace the second story doorway with a window; to remove a chimney in the tertiary AVC.
 - D. **504 Craven St.**— include the installation of an accessory structure in the tertiary AVC; the installation of a brick and wooden picket fence in the secondary and tertiary AVC's.
 - E. **407 Queen St.**— include reestablishment of 2, 6/6 first floor windows and a wooden front door with sidelights and transom window in the primary AVC.

Development Services

- F. **329-A Middle St.**— include the removal of a swinging metal door and masonry and replacing with an overhead metal garage door and stucco in the tertiary AVC.
- G. **513 Middle St.**— include a request to permit the removal of the second story on an accessory structure. **This is an amendment to a previously issued COA for new construction.**
 - **Minor COA's Issued: 208 Pollock Street**—installation of a wooden fence in the tertiary AVC
- **GIS** - Held a GIS Technical Users Group Meeting to discuss GIS projects, goals and issues in all City departments. Worked with Police Crime Analysis to setup and transfer ArcGIS Online maps/data. Created and updated a list of roads and addresses in the City for the Board of Elections. Created or reproduced 32 maps.
- **NBAMPO** - Approved by Resolution Unified Planning Work program (UPWP) and Five Year Planning Program. Certified by Resolution NBAMPO 3C's Planning Process. Approved Amendment NO. 5 to the FY 2016-2025 Metropolitan Transportation Program.

Finance

Fund Balance Available for Appropriation and Days Cash on Hand:

Fund	As of 06/30/14	As of 06/30/15	As of 6/30/16	<i>Estimate for January 2017*</i>	<i>Estimate for February 2017*</i>
Water (Available)	\$6,844,978	\$7,885,359	\$8,497,223	\$8,168,812	\$8,532,682
Water (Days)	294	497	516	281	291
Sewer (Available)	\$3,379,175	\$3,441,193	\$3,422,417	\$3,928,386	\$4,167,127
Sewer (Days)	128	196	227	176	162
Electric (Available)	\$8,171,048	\$9,187,629	\$11,138,265	\$10,676,942	\$12,104,724
Electric (Days)	88	94	130	104	105
General (Available)	\$9,183,675	\$15,531,641	\$16,186,421	\$19,522,321	\$19,436,648
General %	32.09%	56.95%	45.63%	50.29%	50.06%

*The actual fund balance and Days Cash on Hand for each fiscal year are determined after the completion of the Comprehensive Annual Financial Report. The amounts above are estimates based on current financial information.

Significant Issues:

None.

Fire

Fire Suppression:

Incidents	2016 Total	2017 YTD	Last Month	Current Month
*Number of Incidents	1,336	354	125	104
90% Response Time to Incidents	8 minutes 46 seconds	7 minutes 10 seconds	7 minutes 01 seconds	7 minutes 26 seconds
Endangered Property Value	\$10,115,346	\$570,820	\$422,020	\$47,700
Property Losses Due to Fire	\$598,831	\$347,650	\$91,250	\$15,700
Percentage of Saved Property Value	94.08%	73.89%	78.38%	67.09%
Overlapping Incidents	138	29	10	4

Fire Prevention:

Prevention Statistics	2016 Total	2017 YTD	Last Month	Current Month
Fire Investigations	26	11	4	1
Fire Inspections	1,628	533	142	167
Permits Issued	118	17	6	7
Child-Passenger Seat Checks	247	61	11	32
People Educated Through Public Fire & Life-Safety Programs	12,951	1,316	230	988

Significant Issues:

- 9 smoke alarms were installed this month; 36 in 2017 YTD; 132 in 2016 YTD.
- Continued with Leadership Development Training with Facilitator James Rowan via webinars.
- Narcan Report: Responded to six (6) overdose incidents; administered Narcan to one (1) patient.

Human Resources

City-Wide Vacancies:

Department	Budgeted Positions	Separations During the Month	Positions Filled By External Candidates During the Month	Current Vacancies	Turnover FY15/16	Turnover FY16/17
Administration	12	0	0	0	1	0
Development Services	17	0	0	0	2	0
Finance	39	2	0	4	8	4
Fire	66	0	0	0	5	1
Human Resources	5	0	0	0	1	0
Parks & Recreation	29	1	0	2	1	2
Police	114	1	0	10	18	11
Public Utilities (Electric)	51	0	0	3	6	1
Public Works	47	1	2	1	10	7
Water Resources	78	1	0	2	9	6
Totals:	458*	6	2	22**	61	32

**Includes regular and 2 grant-funded positions approved for the fiscal year; also includes 1 part-time position in Parks & Recreation; does not include seasonal positions.*

***Current vacancies due to separations from employment, promotions, demotions and transfers.*

Safety News:

Workers' Compensation	2016	2017
Current Month's Claims	1 OSHA Recordable 0 Lost Time 1 Non-Recordable 0 Denied	1 OSHA Recordable 0 Lost Time 0 Non-Recordable 0 Denied
Year-to-Date Claims	10 Recordable 7 Non-Recordable	17 Recordable 6 Non-Recordable
Current Month Costs	\$24,792.45	\$46,655.90
Year-to-Date Costs	\$193,115.88	\$350,993.77

Other:

None

Parks and Recreation

Significant Issues:

- Thalmann Field Project continues; restroom construction underway; scoreboard delivered and scheduled for installation in April.
- Phase I of Neuse Gateway Project (parking lot/piers & docks) to start pending budget amendment of received grant funds.
- North Carolina Mountains-to-Sea Trail designation approved; grant funds for additional trail development received.
- Kafer Park phase I upgrades complete; Senior Baseball League begins on Sunday, April 9th.
- Mowing season is underway at several locations.

Police

Crime:

Incidents & Arrests	Current Month Total	2014 Total	2015 Total	2016 Total	2017 YTD
NIBRs* Group A Incidents	209	2,609	2,522	2,540	632
NIBRs* Group B Incidents (Arrests)	63	715	695	723	190
Adult Arrests	147	1,548	1,538	1,495	403
Juvenile Arrests	1	43	25	10	4
Total Arrests	148	1,591	1,563	1,505	407
Police Calls for Service	3,974	41,530	41,878	43,949	11,363
Business Alarms Dispatched	137	1,842	1,382	1,968	388
Residential Alarms Dispatched	65	782	777	878	179
Alarm Calls (PD Dispatched)	202	2,624	2,159	2,846	567

**NIBRs = National Incident-Based Reporting System*

Monthly and year-to-date totals are subject to change due to reports being submitted/merged after the month for which they were reported and to account for corrections/changes to the original classifications.

Index Crime Report	Current Month Total	2014 Total	2015 Total	2016 Total	2017 YTD
Homicide	0	0	9	3	0
Rape	0	9	5	11	0
Robbery	4	39	30	50	16
Aggravated Assault	6	70	68	82	31
B&E – Residence	18	192	181	168	52
B&E – Business	3	46	35	27	10
Theft from Motor Vehicle	19	204	157	173	74
Larceny	66	859	867	796	236
Motor Vehicle Theft	3	25	32	30	7
Arson	0	1	3	6	0
Total:	115	1,445	1,387	1,346	419

Criminal Investigations	Current Month Total	2014 Total	2015 Total	2016 Total	2017 YTD
Cases Assigned	7	205	141	179	39
Cases Closed	3	128	72	101	20

Police

Crime Analysis		
Top 5 Calls for Service & Number of Incidents	<u>March 2017</u>	<u>2017 YTD</u>
	1) Traffic Stop/570 2) Foot Patrol/212 3) Follow Up/208 4) Citizen Assist/183 5) Security Check Business/168	1) Traffic Stop/1,586 2) Security Check Business/765 3) Follow Up/605 4) Citizens Assist/568 5) Foot Patrol/454
Top 5 Calls for Service by Location and Number of Incidents	1) 601 George Street, New Bern Police Department/227 2) 3105 MLK Jr. Blvd., Wal-Mart/85 3) Middle St. / Pollock St. / 45 4) 606 Fort Totten Dr., Collections /42 5) 1100 Clarks Rd., Sheriff's Office / 41	
Top 3 Crime Locations for Current Month and Number of Incidents	1) 3105 MLK Jr. Blvd., (Wal-Mart: Larceny)/10 2) 3034 MLK Jr. Blvd., (Belk: Larceny)/8 3) 2915 Neuse Blvd., (Wal-Mart Market: Larceny)/5	

Cases of Note	
2017:	
2017-3872- CEMC ER reports a gunshot wound of a 19 YOA male, Victim was shot at the X-Building of Craven Terrace. Treated and released for his injuries. Investigation continues.	Investigation continues and follow ups are being conducted.
2017-4145 Reported Shots Fired call at Apt. 32 Trent Court. Located one male victim with gunshot wounds. Treated and released.	Investigation continues. Possible suspects have been identified.
2017-6294- CEMC ER reports a gunshot wound of a 19 YOA male. He reports he was shot on Edenton St. After looking at evidence and clothing, it appears to be a self-inflicted wound. Treated and released for his injuries.	Meeting with ADA Hobbs on potential charges.
2016-37743 Homicide 2900 Madison Ave	Investigation continues and follow ups are being conducted.
2016-43036 Homicide 1905 Stimpson St	Investigation continues and follow ups are being conducted.

Police

Personnel:

Extra Duty Hours	2014 Total	2015 Total	2016 Total	2017 YTD
	1,853.50	2,161.00	3,299.00	818.5

Overtime in Dollars	Current Month	2014 Total	2015 Total	2016 Total	2017 YTD
Office of the Chief	\$00.00	\$11,911.58	\$8,783.87	\$1,251.97	\$139.14
Operations Division	\$12,946.61	\$163,316.23	\$145,902.95	\$135,511.65	\$24,916.89
Services Division	\$6,584.90	\$63,974.62	\$62,686.44	\$58,035.21	\$13,993.37
Investigations Division	\$4,989.02	N/A	N/A	\$21,689.72	\$7,887.64
Total:	\$24,502.53	\$239,202.43	\$217,373.26	\$216,488.55	\$46,937.04

Significant Issues (not noted above):

None to report.

Public Utilities

High-Profile Projects:

- **Advanced Metering Infrastructure Project** - *This project involves installing a network of electric and water meters. We are currently reading 4,796 water meters and 11,364 electric meters with 2,264 disconnect meters; and 2,694 two-way load management switches having been installed. Phase II of the project is about 99% complete. We are establishing communication points around the City as required for communications back to the operations center. An additional gateway for Taberna was started this week. The Gateways for Trent Woods should begin in the next few weeks.*
- **Outage Management System** – *This system takes inputs from AMI, Electric SCADA, CIS and GIS and plots the outage on a real time map. The system will allow for faster response time, real time outage reporting and more accurate cause determination. The system also includes an improved IVR (Integrated Voice Response) system, which will give the customers real time data about an outage. System is scheduled to go live in 6 to 8 weeks.*
- **Overhead Line Rebuild**
-Racetrack Road. *We are working on upgrading the existing overhead line to feeder capacity. We have are setting poles and preparing to reconductor.*
- **New Underground Developments**
-Pine Valley Apartments Underground Subdivision Extension. *Install underground primary, secondary, and area lights as needed to provide power within this new apartment complex. Phases One, Two and Three are complete and we await the contractor's progress to finish our work.*
-State Employees Credit Union. *This is a new commercial service on Howell Road. We will be installing power to the site once the contractor has the building and site ready. We have relocated one pole to accommodate the construction. Power to this site will be installed per City of New Bern's Electric Line Extension Policy. We have completed our work on this project.*
-Bluewater Rise. *New underground residential subdivision. We will be extending our existing underground primary along Old Airport Road and into the new development. We are working on a layout of the electrical system and streetlights. Power to this site will be installed per the Electric Service Regulations.*
- **Downtown Improvements- Overhead to Underground Conversion.** *Pollock Street from Middle Street to Hancock Street. Install underground conduit and cable and decorative street lighting. The north and south side is complete.*
Hancock Street from Broad Street to South Front Street consists of converting a main feeder to underground, removing overhead facilities, installing switchgear, transformers, primary distribution circuits, house services, street lighting circuits and decorative street lighting. We have completed all of the feeder and switchgear work. We are currently installing the distribution loop for Hancock Street and will then begin adding load to the new circuit. We are also installing the lighting on one side so the wooden poles can be removed for the sidewalk and pavers.
- **AMI Gateway and Fiber Optic Cable Extension.** *Install fiber optic cable from Thurman Road fire station to Taberna Way on Old Airport Road. Install pole and AMI gateway. We have installed all conduits necessary and will set two poles, install the gateway and pull both overhead and underground fiber optic cables.*
- **Township No. 7 Sewer Improvements – Phase III.** *Sewer system infrastructure improvements for*

Public Utilities

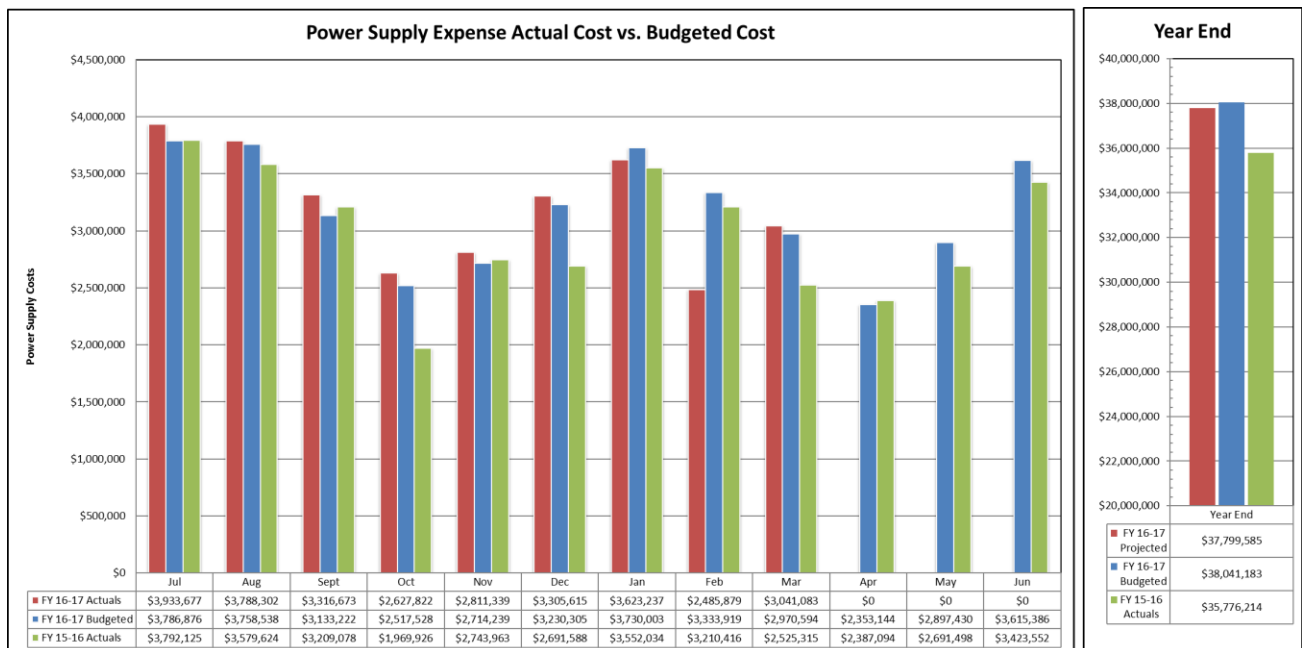
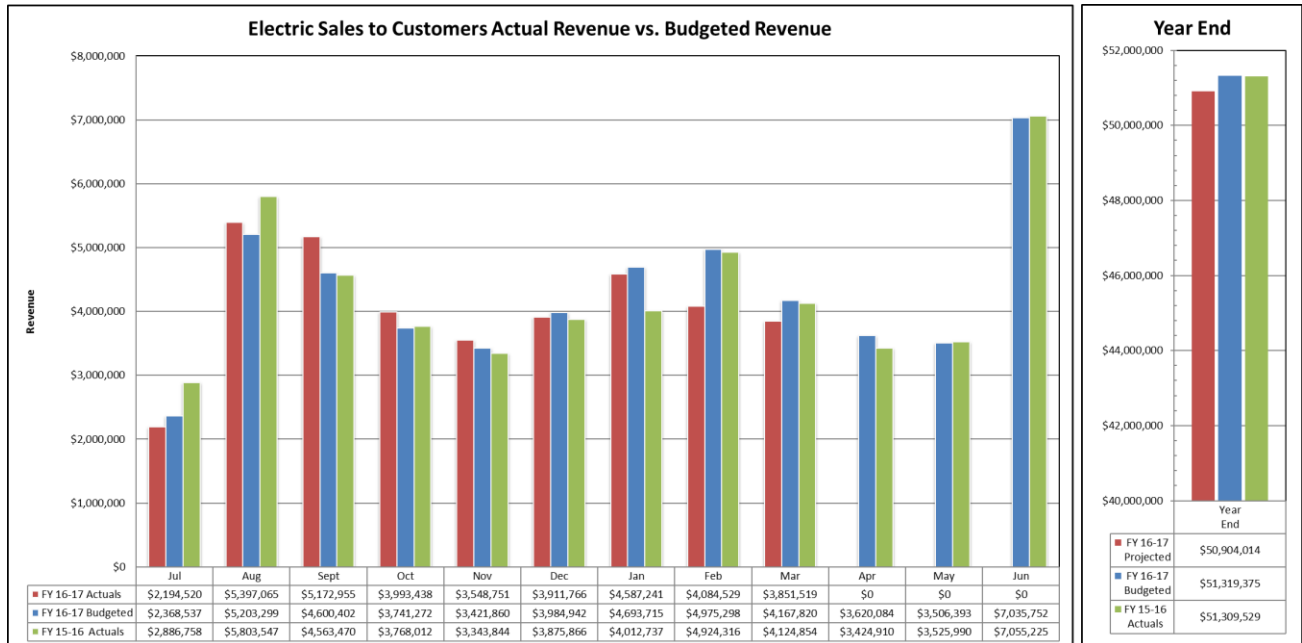
increasing transmission capacity. Geotechnical work and rivers sounding for the project are complete and staff is working with the engineering consultant to finalize the force main alignment and design plans required for permitting.

- **Township No. 7 Sewer Improvements – FY16** - *Sewer system infrastructure improvements for increasing transmission capacity.* Project goals include transferring a portion of the S.T.E.P. system loading to the City's conventional sewer system, increasing system capacity, as well as increasing system efficiency and lowering operating costs by reducing overall operating pressures. The contractor has completed installing all of the piping for the project and testing is currently underway.
- **Water Resources Operations Building Improvements** - *This involves modifications to the existing operations facility to provide for needed administrative space and shower facilities.* Staff and Board representatives are continuing to evaluate the options for this project. Staff is currently working to prepare more detailed plans and cost estimates for relocation of the Water Resources staff to 521 Highway 55 and repurposing the Neuse Boulevard site to accommodate the City Garage and a portion of the Parks and Recreation staff.
- **West New Bern Water System Improvements** – *Water system infrastructure improvements between the Highways 17 and 55 corridors increasing available domestic and fire flow supplies.* Aerial and ground survey work for the project are complete and staff is working with the engineering consultant to finalize the force main alignment and design plans required for permitting. Staff has begun to make contact with the property owner from whom the City will need a utility easement in order to construct the project.
- **FY-17 Water and Sewer System Improvements** – *Replacement of existing water and sewer infrastructure in the areas that will be included in the FY-17 repaving project.* Public Utilities staff has worked closely with the Public Works staff to develop a list of water and sewer infrastructure items that are in need of repair/replacement prior to beginning the FY-17 repaving project. The work on Oaks Road and in the South Gate community is complete and the work on Helen and Hazel Avenue is 60% complete.

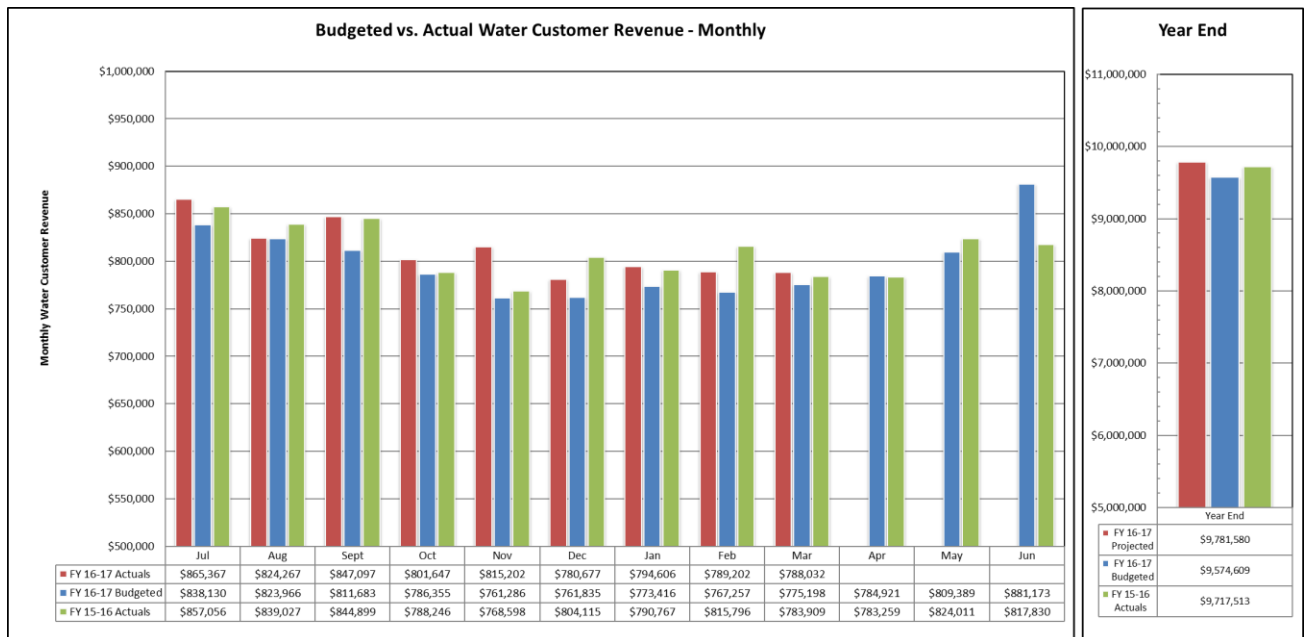
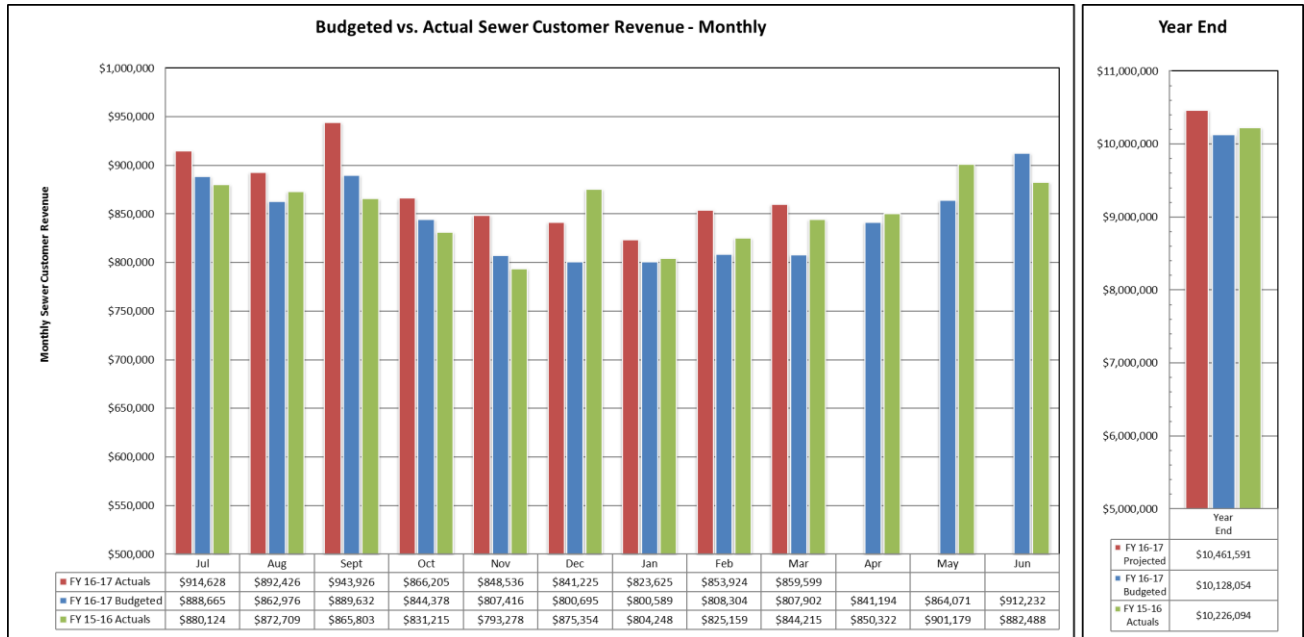
Public Utilities

Electric System Outages and Reliability Statistics				
02/01/16 – 03/31/16				
SAIDI (minutes)	SAIFI (number of interruptions)	CAIDI (minutes)	ASAI (percent)	
6.639	0.0798	83.241	99.9989	
Feb 1, 2015 to Feb 28, 2016				
SAIDI (minutes)	SAIFI (number of interruptions)	CAIDI (minutes)	ASAI (percent)	
5.30	0.345	15.363	99.9991	
Feb-17				
Sched/Unsched	Cause	Substation	Circuit	Total Outages
Unscheduled	Squirrel			1
Unscheduled	Bird			
Scheduled	Scheduled			
Unscheduled	Equipment Worn Out			2
Unscheduled	Human			1
Unscheduled	Lighting			
Unscheduled	Vehicle Accident			
Unscheduled	Vine			1
Unscheduled	Electrical Failure			1
Unscheduled	Construction			
Unscheduled	Tree			4
Unscheduled	Equipment Damage			1
Unscheduled	Unknown/Other			2
Total				13

Public Utilities



Public Utilities



Public Works

Leaf and Limb:

Service Provided (Tons)	FY14-15 Total	FY15-16 Total	FY16-17 YTD	March 2017
White Goods Collected	9.00	18.00	7.88	0
Brown Goods Collected	5,422.50	3,539.16	2,732.40	316.80
Yard Waste Received	27,167.90	17,958.92	11,146.29	986.86
Mulch Dispersed	7,998.90	8,556.95	4,049.80	249.78

City Garage:

Costs	FY14-15 Total	FY15-16 Total	FY16-17 YTD	March 2017
Services Provided by City Garage:				
Vehicles Serviced	1,288	1,643	1,337	140
Total Labor Cost	\$ 36,758.93	\$ 53,147.90	\$ 41,761.49	\$ 5,983.38
Total Parts Cost	\$127,821.46	\$150,034.08	\$ 117,194.90	\$ 10,230.60
Total Cost (Parts + Labor)	\$164,580.39	\$203,181.98	\$158,956.39	\$16,213.98
Services Provided by Contract:				
Vehicles Serviced	916	674	441	44
Total Labor Cost	\$108,770.25	\$116,862.45	\$ 93,243.57	\$9,711.20
Total Parts Cost	\$192,877.40	\$198,068.81	\$ 152,366.60	\$21,249.38
Total Cost (Parts + Labor)	\$301,647.65	\$314,931.26	\$245,610.17	\$30,960.58
Total Services Provided (City Garage & Contract):				
Vehicles Serviced	2,204	2,317	1,778	184
Total Labor Cost	\$145,529.18	\$170,010.35	\$135,005.06	\$15,694.58
Total Parts Cost	\$320,698.86	\$348,052.89	\$269,831.50	\$31,749.98
Total Cost (Parts + Labor)	\$466,228.04	\$518,063.24	\$404,566.56	\$47,174.56

Cost by Department	FY14-15 Total	FY15-16 Total	FY16-17 YTD	March 2017
Public Utilities (Electric)	\$ 86,103.29	\$ 96,332.89	\$78,087.12	\$ 3,825.45
Public Utilities (W&S)	\$116,802.55	\$120,158.73	\$91,758.22	\$ 14,851.83
Police	\$ 84,842.82	\$ 85,547.12	\$55,558.27	\$ 4,383.80
Recreation & Parks	\$ 32,005.09	\$ 45,296.72	\$34,721.77	\$ 7,047.15
Finance	\$ 28,004.25	\$ 15,044.94	\$ 8,784.77	\$ 1,255.26
Public Works	\$114,259.82	\$ 86,585.97	\$80,941.89	\$ 6,937.76
Fire / Rescue	\$ 69,698.98	\$ 54,913.63	\$52,332.26	\$ 8,873.31
Human Resources	\$ 727.61	\$ 13.01	\$ 475.36	\$ 0
Development Services	\$ 3,275.67	\$ 6,727.03	\$ 1,905.96	\$ 0

Public Works

Significant Issues:

None.

Attendance for Board Appointees

Board of Adjustment			
Appointee	January Attendance*	Meetings Missed in 2017 To Date	Appointed By
Alfred Barfield	N/A	0	Mayor
Richard Parsons	N/A	0	Ward 1
Sarah Afflerbach	N/A	0	Ward 2
Peter Walker	N/A	0	Ward 3
Benjamin Beasley	N/A	0	Ward 4
Kenneth Brown	N/A	0	Ward 5
John Riggs	N/A	0	Ward 6
Kenneth "Kip" Peregoy	N/A	0	Mayor Outlaw
Steve Strickland	N/A	0	Mayor Outlaw
Lois Jamison	N/A	0	Schaible
Beth Walker	N/A	0	Not Available
Peter Adolph	N/A	0	Not Available

*A meeting was not held in the month of January.

Community Development Advisory Committee			
Appointee	January Attendance	Meetings Missed in 2017 To Date	Appointed By
Corinne Corr	Present	0	Ward 1
Carol Williams	Present	0	Ward 2
Marshall Williams	Present	0	Ward 3
Vernon Guion	Present	0	Ward 4
Dell Simmons	Absent	1	Ward 5
Mary Shepard	Present	0	Ward 6

Craven County Tourism Development Authority			
Appointee	January Attendance	Meetings Missed in 2017 To Date	Appointed By
Marl Stephens	Present	0	BOA

Attendance for Board Appointees

Eastern Carolina Council of Government			
Appointee	January Attendance	Meetings Missed in 2017 To Date	Appointed By
Victor Taylor	Present	0	White

Friends of New Bern Firemen's Museum, Inc. Board of Directors			
Appointee	January Attendance	Meetings Missed in 2017 To Date	Appointed By
Nancy Mansfield	Present	0	Ward 1
Vacant Seat	N/A	0	Ward 2
David Finn	Present	0	Ward 3
Juleon Dove	Absent	1	Ward 4
Willie Newkirk	Present	0	Ward 5
Larry Collier	Present	0	Ward 6
David Pickens	Absent	1	Mayor
Bill Frederick	Present	0	Blackiston
Bobby Aster	Present	0	White
Richard Blythe	Present	0	Blackiston

Historic Preservation Commission			
Appointee	January Attendance	Meetings Missed in 2017 To Date	Appointed By
David Griffith	Absent	1	Mayor
Joe Anderson	Present	0	Ward 1
Dr. Ruth Cox	Present	0	Ward 2
Rich Frye	Present	0	Ward 3
Nancy Gray	Present	0	Ward 4
Tim Thompson	Present	0	Ward 5
Jim Morrison	Present	0	Ward 6
Tripp Eure	Present	0	Blackiston
James Herring	Present	0	White

Attendance for Board Appointees

Housing Authority of the City of New Bern			
Appointee	January Attendance	Meetings Missed in 2017 To Date	Appointed By
Steve Strickland	Present	0	Mayor
Joe Anderson	Present	0	Mayor
Pete Monte	Present	0	Mayor
Barbara Lee	Absent	1	Mayor
Rob Overman	Present	0	Mayor
Molichia Hardy	Present	0	Mayor
Willie Newkirk, Sr.	Present	0	Mayor
Bill Frederick	Absent	1	Mayor
Carol Becton	Present (Late)	0	Mayor
Denise Harris-Powell	Absent	1	Mayor
Thomas Hardin	Present	0	Mayor

New Bern Appearance Commission			
Appointee	January Attendance	Meetings Missed in 2017 To Date	Appointed By
Peggy Broadway	Present	0	Ward 1
Pat Chylko	Present	0	Ward 2
Norma Judd	Present	0	Ward 3
Rose Williams	Present	0	Ward 4
Mattie Tatum	Present	0	Ward 5
Tammy McAfee	Absent (post surgery)	1	Ward 6
Marilyn Hughes	Present	0	At Large (Odham)
Vacant At-Large Seat	N/A	N/A	N/A

New Bern Area Metropolitan Planning Organization – Transportation Advisory Committee			
Appointee	January Attendance	Meetings Missed in 2017 To Date	Appointed By
E.T. Mitchell	Present	0	Kinsey
Bernard White	Present	0	Kinsey

Attendance for Board Appointees

New Bern-Craven County Public Library Board of Trustees			
Appointee	January Attendance*	Meetings Missed in 2017 To Date	Appointed By
Carol Becton	N/A	0	Not Available
Esther Hardin	N/A	0	Not Available
Erika Foluke	N/A	0	Taylor
Ethel Staten	N/A	0	Taylor
Victor Taylor	N/A	0	Not Available

* Meetings are held alternate months (February, April, June, August, October and December)

Planning & Zoning Board			
Appointee	January Attendance*	Meetings Missed in 2017 To Date	Appointed By
Willie Newkirk, Sr.	N/A	0	Mayor
Jerry Walker	N/A	0	Ward 1
Carol Williams	N/A	0	Ward 2
Gaspar Sonny Aluzzo	N/A	0	Ward 3
Raymond Layton	N/A	0	Ward 4
Jeffery Medgett	N/A	0	Ward 5
Barry Evans	N/A	0	Ward 6

*A meeting was not held in the month of January.

Police Civil Service Board			
Appointee	January Attendance*	Meetings Missed in 2017 To Date	Appointed By
Phil Childrey	N/A	0	Odham
Timothy Tabak	N/A	0	Schaible
Daniel Addario	N/A	0	Odham
Roger Bellamy	N/A	0	White
Phil Urick	N/A	0	Blackiston

*Meetings are held for appeals of disciplinary actions only. A meeting was not required in January.

NOTE: At-large appointments reflect the name of the Governing Board member who made the appointment. All other appointments are specific to the Mayor or a Ward and are noted as such.