

NEW BERN



NORTH CAROLINA

Everything comes together here

Departmental Monthly Reports

September 2017

Table of Contents

Development Services	1
Finance	3
Fire	4
Human Resources	5
Parks & Recreation.....	6
Police.....	7
Public Utilities	10
Public Works	15
Attendance for Board Appointees	17

Development Services

Inspections:

Overview	2016 YTD	% Change from Last Year	2017 YTD	AUG 2017	% Change from Previous Month
Commercial Permits – New Construction	147	18%	147	17	-89%
Residential Permits – New Single Family	78	17%	78	14	-100%
Residential Permits – Additions/Remodels	154	-6%	154	11	58%
Mobile Homes	14	-600%	9	0	0%
Signs	30	9%	34	4	-33%
Certificates of Occupancy – Residential	66	-13%	68	6	45%
Certificates of Occupancy – Commercial	6	11%	9	1	-100%
Total Permit Valuation	\$65,763,473	21%	\$88,448,659	\$11,747,055	70%

Community and Economic Development:

- **Brownfields:** MidAtlantic is assisting several property owners in CNI study area at this time. Buyers are performing their due diligence on multiple sites.
- **CARTS:** Fixed route revisions coming soon with potential 1st Street drop off/pick up site.
- **Revive Five:** Rebranding completed by Craven Community College Marketing Department and Greater Duffyfield Residents Council. Community event details will be announced in late October.
- **First Street Corridor:** Bi-weekly construction meetings continue. Plans are close to completion for Workforce Development Training Center. Food programs initiative funding underway in collaboration with Veteran’s Organic Garden-grant to USDA submitted.
- **Habitat for Humanity:** Biddle Street property is almost complete. Habitat will begin building a new home on 3rd Ave.
- **Paint Your Heart Out:** 2018 event scheduled for June 11-16. Partnering with Habitat for Humanity to expand their home renovation assistance.
- **Economic Development:** Staff met with multiple developers concerning ongoing and future projects.
- **CNI: Recidivism efforts:** YouthBuild is collaborating with Craven Community College, Reentry Council, Craven County, Eastern Carolina Council, and Coastal Community Action on the application for Department of Labor grant \$700,000.
- **Veteran’s Employee Base Camp and Organic Garden:** The VEBCOG has applied for a grant through the USDA to expand their presence. Eastern Carolina Council, VEBCOG and Neuse River Community Development Corporation are collaborating on a food-initiatives grant to expand the program.

Development Services

Other:

- The City Planner has been designated as the contact person for all Flood Map Comments and Appeals by the Director of Development Services. Staff will serve as the conduit for information between citizens wishing to comment or appeal the new flood maps and the NC Department of Emergency Management. The new preliminary flood maps are available for public view at www.ncfloodmaps.com. Staff will offer citizen assistance in determining their flood risk at 303 First Street. The appeal/comment period will terminate on 11/17/17.
- **Zoning:** Fourteen land-use approvals were issued during the month.
- **Board of Adjustment:** A meeting was not held.
- **Planning & Zoning Board:** There is one vacancy on the board, which is to be filled by Craven County. To date, the County has not made an appointment. After 9/30/17, the Board of Alderman has the authority to appoint someone to fill the vacancy if the County does not appoint an eligible party, per Section 15-24 of the Land Use Ordinance. County indicates an appointment should be forthcoming.
- **HPC:** Provided staff support for the Historical Preservation Commission's regular meeting on September 20th for the following projects:
 - New Applications:
 - 405 Avenue A (Riverside United Methodist Church)—to include a request to install a metal corrugated roof with a ridge cap in the primary AVC (this is an after-the-fact request). Denied.
 - 317 Pollock St.—to include the modification and addition to a contributing structure in the tertiary AVC. Approved.
 - 414 Pollock St.—to include the installation of a metal door in the secondary AVC, the installation of exterior lighting in the primary AVC, and the installation of cement coating to façade cornerstones in the primary AVC (the cement cornerstones is an after-the-fact request). Approved.
 - 205 Pollock St.—to include the installation of a metal garage door on a non-contributing structure in the tertiary AVC. Approved.
 - Minor COA'S Issued:
 - A. 611 Craven St.—minor landscaping project in the tertiary AVC.
 - B. 312 Johnson St. —minor landscaping project in the secondary AVC.
 - C. 214 Pollock St.—repointing of masonry in the primary, secondary and tertiary AVC's.
 - D. 701 Broad St.—repointing of masonry for two chimneys in the primary AVC.
 - E. 216 Metcalf St.—minor landscaping project in the tertiary AVC.
 - F. 513 Middle St. —minor landscaping project in the secondary AVC.
 - G. 501 Metcalf St.—installation of a historical home marker in the primary AVC.
- **New Bern Area MPO** - Staff completed first round of project prioritization and entered approved projects into SPOT 5.0. The Board adopted the Metropolitan Transportation Improvement Program (MTIP) as required by NCDOT to correspond with the State Transportation Improvement Program (STIP)
- **GIS** - Notice received that New Bern won the Exemplary Systems in Government distinguished award for its property-for-sale website. Created maps for the following: proposed parking zones in the downtown area, Martin Marietta proposed park, and Mumfest vendors.

Finance

Fund Balance Available for Appropriation and Days Cash on Hand:

Fund	As of 06/30/15	As of 06/30/16	Estimate for 6/30/17	Estimate for July 2017*	Estimate for August 2017*
Water (Available)	\$7,885,359	\$8,497,223	\$6,298,597	\$5,817,536	\$5,800,246
Water (Days)	497	516	464	363	360
Sewer (Available)	\$3,441,193	\$3,422,417	\$4,035,133	\$3,420,556	\$3,133,618
Sewer (Days)	196	227	268	229	218
Electric (Available)	\$9,187,629	\$11,138,265	\$11,051,169	\$14,029,721	\$11,172,501
Electric (Days)	94	130	122	130	128
General (Available)	\$15,531,641	\$16,186,421	\$15,124,852	\$9,494,292	\$7,917,957
General %	56.95%	45.63%	38.87%	25.89%	20.41%

*The actual fund balance and Days Cash on Hand for each fiscal year are determined after the completion of the Comprehensive Annual Financial Report. The amounts above are estimates based on current financial information.

Significant Issues:

None.

Fire

Fire Suppression:

Incidents	2016 Total	2017 YTD	Last Month	Current Month
*Number of Incidents	1,336	1,158	127	119
90% Response Time to Incidents	8 minutes 46 seconds	7 minutes 15 seconds	6 minutes 46 seconds	7 minutes 14 minutes
Endangered Property Value	\$10,115,346	\$7,727,800	\$288,630	\$310,000
Property Losses Due to Fire	\$598,831	\$1,386,440	\$13,500	\$9,500
Percentage of Saved Property Value	94.08%	80.18%	95.32%	96.94%
Overlapping Incidents	138	109	14	10

Fire Prevention:

Prevention Statistics	2016 Total	2017 YTD	Last Month	Current Month
Fire Investigations	26	35	4	4
Fire Inspections	1,628	1,353	170	170
Permits Issued	118	64	17	5
Child-Passenger Seat Checks	247	177	18	20
People Educated Through Public Fire & Life-Safety Programs	12,951	4,539	1,056	537

Narcan:

Statistics	2016 Total	2017 YTD	Last Month	Current Month
Overdose Calls Responded To	N/A	54	10	9
Instances Narcan Administered	N/A	12	0	0

Significant Issues:

- 22 smoke alarms were installed this month; 145 in 2017 YTD; 132 in 2016 YTD.
- Continued with Leadership Development Training with Facilitator James Rowan via webinars.
- Annual 9-11 luncheon sponsored by our local churches was held on September 11th honoring local fire, police, and EMS departments.
- Annual volunteer department dinner/meeting was held on September 18th, which is required to maintain our charter with the State of North Carolina.

Human Resources

City-Wide Vacancies:

Department	Budgeted Positions	Separations During the Month	Positions Filled By External Candidates During the Month	Current Vacancies	Turnover FY16/17	Turnover FY17/18
Administration	12	0	0	0	0	0
Development Services	18	0	0	1	1	0
Finance	39	0	0	3	5	0
Fire	66	0	0	0	1	0
Human Resources	5	0	0	0	0	0
Parks & Recreation	29	0	0	1	3	0
Police	115	2	1	5	14	3
Public Utilities (Electric)	51	0	0	3	2	2
Public Works	47	0	1	3	7	3
Water Resources	78	0	1	1	9	0
Totals:	460*	2	3	17**	42	8

**Includes regular and 2 grant-funded positions approved for the fiscal year; also includes 1 part-time position in Parks & Recreation; does not include seasonal positions.*

***Current vacancies due to separations from employment, promotions, demotions and transfers.*

Safety News:

Workers' Compensation	2017	2018
Current Month's Claims	5 OSHA Recordable 0 Lost Time 4 Non-Recordable 1 Denied	4 OSHA Recordable 1 Lost Time 0 Non-Recordable 0 Denied
Year-to-Date Claims	12 Recordable 4 Non-Recordable	5 Recordable 3 Non-Recordable
Current Month Costs	\$26,031.25	*\$252,627.28
Year-to-Date Costs	\$121,711.40	*\$524,981.47

Other:

*The City will receive reimbursement from the Excess Carrier for \$201,453.09. This will reduce the current monthly cost to \$51,174.19 and year-to-date cost to \$323,528.38.

Parks and Recreation

Significant Issues:

- Onsite interviews for the Director of Parks and Recreation have been scheduled for October 5, 2017.

Police

Crime:

Incidents & Arrests	Current Month Total	2014 Total	2015 Total	2016 Total	2017 YTD
NIBRs* Group A Incidents	191	2,609	2,522	2,540	1,932
NIBRs* Group B Incidents (Arrests)	86	715	695	723	666
Adult Arrests	158	1,548	1,538	1,495	1,278
Juvenile Arrests	0	43	25	10	7
Total Arrests	158	1,591	1,563	1,505	1,285
Police Calls for Service	3,987	41,530	41,878	43,949	35,159
Business Alarms Dispatched	144	1,842	1,382	1,968	1,432
Residential Alarms Dispatched	51	782	777	878	574
Alarm Calls (PD Dispatched)	195	2,624	2,159	2,846	2,006

**NIBRs = National Incident-Based Reporting System*

Monthly and year-to-date totals are subject to change due to reports being submitted/merged after the month for which they were reported and to account for corrections/changes to the original classifications.

Index Crime Report	Current Month Total	2014 Total	2015 Total	2016 Total	2017 YTD
Homicide	0	0	9	3	4
Rape	1	9	5	11	6
Robbery	3	39	30	50	48
Aggravated Assault	9	70	68	82	76
B&E – Residence	8	192	181	168	120
B&E – Business	8	46	35	27	35
Theft from Motor Vehicle	11	204	157	173	147
Larceny	59	859	867	796	557
Motor Vehicle Theft	0	25	32	30	9
Arson	0	1	3	6	2
Total:	99	1,445	1,387	1,346	1,004

Criminal Investigations	Current Month Total	2014 Total	2015 Total	2016 Total	2017 YTD
Cases Assigned	12	205	141	179	89
Cases Closed	6	128	72	101	35

Police

Crime Analysis		
	<u>September 2017</u>	<u>2017 YTD</u>
Top 5 Calls for Service & Number of Incidents	1) Traffic Stop/605 2) Security Check Business/319 3) Follow Up/199 4) Citizen Assist/189 5) Security Check Resident/145	1) Traffic Stop/4,483 2) Security Check Business/2,314 3) Follow Up/1,990 4) Citizens Assist/1,901 5) Alarm Business/1,448
Top 5 Calls for Service by Location and Number of Incidents	1) 601 George Street, New Bern Police Department/244 2) 602 George Street, Cedar Grove Cemetery/102 3) 3105 M.L. King Jr. Blvd, Wal-Mart/65 4) 1309 Country Club Rd, Lawson Creek Park/45 5) 1100 Clarks Rd., Magistrates Clarks Rd/43	
Top 3 Crime Locations for Current Month and Number of Incidents	1) 3105 MLK Jr. Blvd., (Wal-Mart: Larceny)/8 2) 4200 Academic Dr., (High School: Assault, Communicate Threat)/4 3) 3410 M L King Jr Blvd., (Target: Larceny)/4	

Cases of Note	
2017:	
2017-27503 Gunshot Victim George St. Julia Clay.	Investigation Continues working on identifying suspects.
2017-27220 Strong Arm Robbery, 3303 Dr. MLK Jr. Blvd	Investigation Continues working on identifying suspects, video obtained
2017-30714 Homicide Fleet /Pollock St.	Suspect identified Zoquan Taylor B/M DOB 07/26/1996 Apt. 76 Craven Terrace New Bern NC 28560. Arrested and in custody
2017- 16299 Armed Robbery 1425 Red Ln Apt C9 Papa John's Pizza Delivery	Isiah E. Gibbs DOB 08/13/1998 Arrested and charged with (3) counts Robbery w/ Dangerous Weapon & (3) Counts of Conspiracy to Commit Robbery Bond \$250,000 secure
2017- 32051 Armed Robbery Madison Ave Domino's Pizza Delivery	Hakeem R. Gibbs DOB 09/25/1999 Arrested and charged with (2) counts Robbery w/ Dangerous Weapon & (2) Counts of Conspiracy to Commit Robbery Bond \$250,000 secure
2017-35231 Armed Robbery 1425 Red Ln Apt C9 Gina's Pizza Delivery	Nathan Aaron Sheptock DOB 11/14/2000 Arrested and charged with (3) counts Robbery w/ Dangerous Weapon & (3) Counts of Conspiracy to Commit Robbery Bond \$200,000 secure
2017- 35377 Armed Robbery 1018 Lees Ave Papa John's Pizza	Isiah E. Gibbs DOB 08/13/1998 & Nathan Aaron Sheptock DOB 11/14/2000 Warrants Pending for (1) Robbery w/ Dangerous Weapon & (1) Count of Conspiracy to Commit Robbery

Police

Personnel:

Extra Duty Hours	2014 Total	2015 Total	2016 Total	2017 YTD
	1,853.50	2,161.00	3,299.00	2,674.25

Overtime in Dollars	Current Month	2014 Total	2015 Total	2016 Total	2017 YTD
Office of the Chief	\$0.00	\$11,911.58	\$8,783.87	\$1,251.97	\$355.18
Operations Division	\$17,824.89	\$163,316.23	\$145,902.95	\$135,511.65	\$79,547.68
Services Division	\$7,202.47	\$63,974.62	\$62,686.44	\$58,035.21	\$48,479.63
Investigations Division	\$7,735.91	N/A	N/A	\$21,689.72	\$31,317.13
Total:	\$32,763.27	\$239,202.43	\$217,373.26	\$216,488.55	\$159,699.62

Significant Issues):

None to report.

Public Utilities

High-Profile Projects:

- **Advanced Metering Infrastructure Project**

This project involves installing a network of electric and water meters. We are currently reading 6,278 water meters and 14,269 electric meters with 3,533 disconnect meters; and 3,593 two-way load management switches having been installed.

We are well into the third and final phase of the project. We are establishing communication points around the City as required for communications back to the operations center. The Gateways for Trent Woods should begin in the next few weeks. We have installed two additional Gateways along Highway 70 one at Catfish Lake Rd and one at East Fisher Rd.
- **Overhead Line Rebuild**

Racetrack Road - We are working on upgrading the existing overhead line to feeder capacity. We have completed our work to convert this line to feeder capacity. We are in the process of installing the recloser controls and settings to complete this project.

Slocum Gate Flyover - We are working on the line upgrades for this NCDOT project. We will be relocating pole and converting a section of the Havelock feeder to underground for this project. All construction cost will be reimbursed by NCDOT.
- **New Underground Developments**

State Employees Credit Union - This is a new commercial service on Howell Road. We have completed our work at this site.

Bluewater Rise Subdivision - New underground residential subdivision. We will be extending our existing underground primary along Old Airport Road and into the new development. We have completed our work to get power to the site. At this time we are working on installing the underground electric system within the subdivision and working on getting power back to the lift station.
- **Downtown Improvements- Overhead to Underground Conversion.**

Hancock Street from Broad Street to South Front Street - CenturyLink has completed their work and they have removed their lines from the poles. We are in the process of pulling all of the utility poles and electric lines at this time.
- **Township No. 7 Sewer Improvements – Phase III.**

Sewer system infrastructure improvements for increasing transmission capacity. Staff has begun to make contact with the property owners from whom the City will need a utility easement in order to construct the project and legal documents for the easements are being prepared.
- **Township No. 7 Sewer Improvements – FY16**

Project has been completed.
- **Water Resources Facility**

This involves the construction of a new facility adjacent to the City's existing water treatment plant to house the Water Resources operations and administration staff. The contractor has mobilized the site and erosion control measures for the project have been installed. Sitework grading is scheduled to begin during the first weeks of October.
- **West New Bern Water System Improvements**

Water system infrastructure improvements between Highway 17 and 55 corridors to increase the available domestic and fire flow supplies. Staff has begun to make contact with the property owners from whom the City will need a utility easement in order to construct the project and legal documents for the easements are being prepared.

Public Utilities


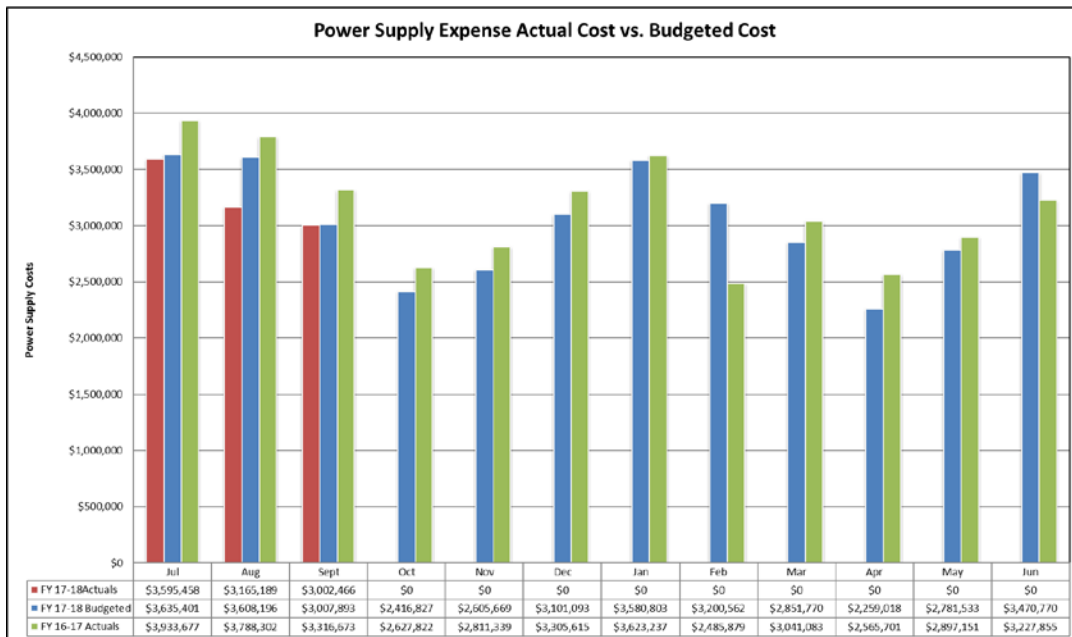

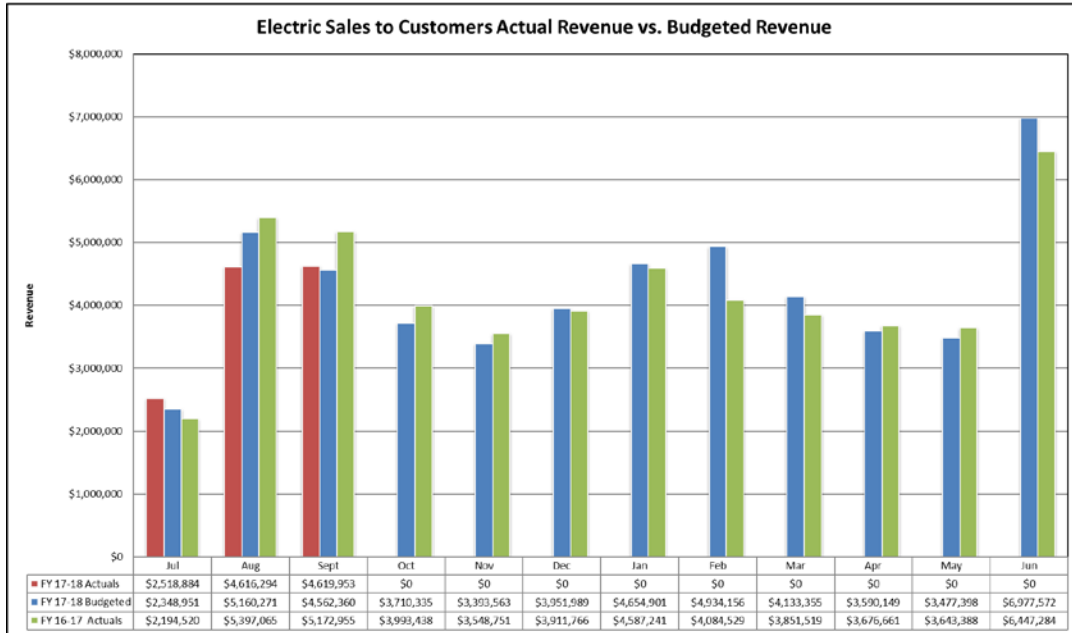
- **FY-17 Water and Sewer System Improvements**

Replacement of existing water and sewer infrastructure in the areas that will be included in the FY-17 repaving project. Public Utilities staff has worked closely with the Public Works staff to develop a list of water and sewer infrastructure items that are in need of repair/replacement prior to beginning the FY-17 repaving project. The water and sewer work along Tatum Drive is now complete, and the contractor is working to complete the improvements on Meadows Drive. In addition, underground water, sewer, and drainage work on Cedar Street and Chapman Street has been completed and the contractor is currently working on the cleanup and grading of these areas.

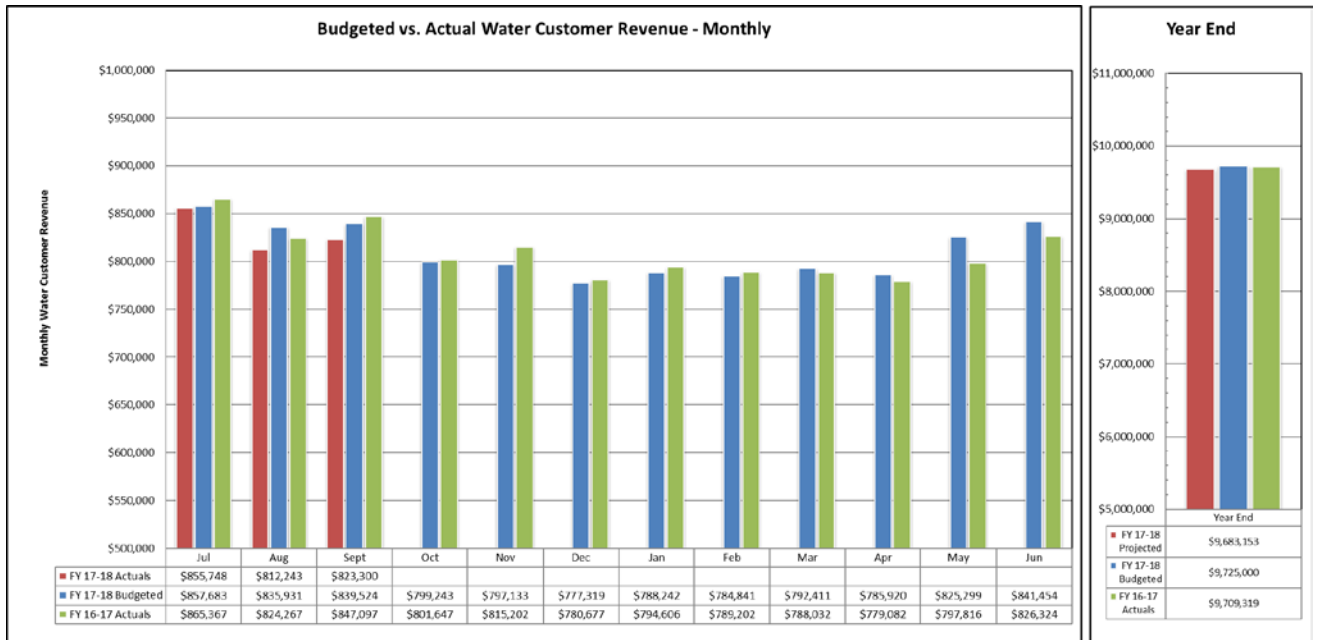
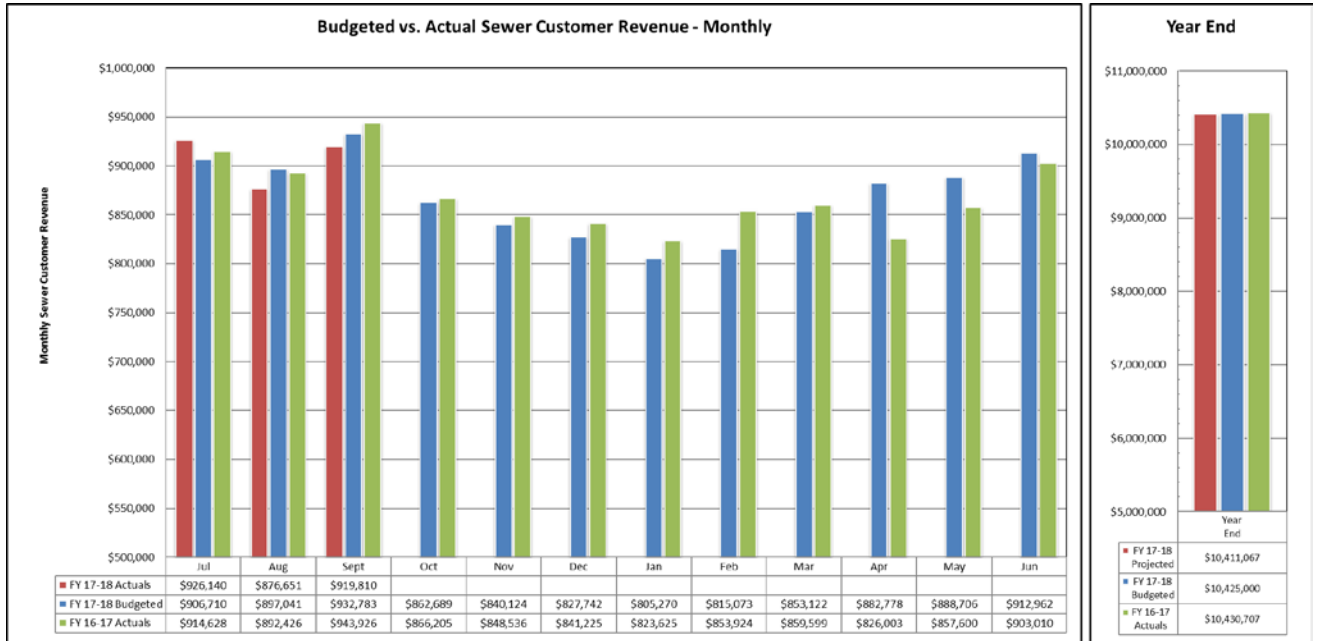
Public Utilities

Electric System Outages and Reliability Statistics				
9-01-17 to 9-30-17				
SAIDI (minutes)	SAIFI (number of interruptions)	CAIDI (minutes)	ASAI (percent)	
6.519	0.0937	69.552	99.9988	
9-01-17 to 9-30-17				
SAIDI (minutes)	SAIFI (number of interruptions)	CAIDI (minutes)	ASAI (percent)	
8.03	0.161	49.73	99.9985	
Jul-17				
Sched/Unsched	Cause	Substation	Circuit	Total Outages
Unscheduled	Squirrel			2
Unscheduled	Bird			1
Scheduled	Scheduled			0
Unscheduled	Equipment Worn Out			2
	Equipment			
Unscheduled	Replacement			1
Unscheduled	Weather			0
Unscheduled	Vehicle Accident			0
Unscheduled	Vine			0
Unscheduled	Electrical Failure			7
Unscheduled	Construction			0
Unscheduled	Tree			1
	Contact with Foreign			
Unscheduled	Object			
Unscheduled	Unknown/Other			0
			Total	14

Public Utilities



Public Utilities



Public Works

Leaf and Limb:

Service Provided (Tons)	FY15-16 Total	FY16-17 YTD	FY17-18 YTD	September 2017
White Goods Collected	18.00	12.38	10.13	3.38
Brown Goods Collected	3,539.16	3,689.40	933.60	300.00
Yard Waste Received	17,958.92	14,530.76	3,605.55	1,207.39
Mulch Dispersed	8,556.95	3,864.30	1,784.77	670.97

City Garage:

Costs	FY15-16 Total	FY16-17 YTD	FY17-18 YTD	September 2017
Services Provided by City Garage:				
Vehicles Serviced	1,643	1,692	478	156
Total Labor Cost	\$ 53,147.90	\$ 52,205.30	\$14,614.08	\$ 4,771.75
Total Parts Cost	\$150,034.08	\$151,894.04	\$45,424.97	\$15,557.30
Total Cost (Parts + Labor)	\$203,181.98	\$204,099.34	\$60,039.05	\$20,329.05
Services Provided by Contract:				
Vehicles Serviced	674	542	152	41
Total Labor Cost	\$116,862.45	\$111,212.64	\$24,582.10	\$ 6,492.63
Total Parts Cost	\$198,068.81	\$174,965.06	\$47,820.97	\$12,464.55
Total Cost (Parts + Labor)	\$314,931.26	\$283,177.70	\$72,403.07	\$18,957.18
Total Services Provided (City Garage & Contract):				
Vehicles Serviced	2,317	2,234	630	197
Total Labor Cost	\$170,010.35	\$160,418.57	\$ 39,196.18	\$11,264.38
Total Parts Cost	\$348,052.89	\$327,129.10	\$ 93,245.94	\$28,021.85
Total Cost (Parts + Labor)	\$518,063.24	\$487,277.04	\$132,442.12	\$39,286.23

Cost by Department	FY15-16 Total	FY16-17 Total	FY17-18 YTD	September 2017
Public Utilities (Electric)	\$ 96,332.89	\$ 89,722.68	\$25,969.97	\$7,515.84
Public Utilities (W&S)	\$120,158.73	\$106,384.36	\$34,603.91	\$9,832.26
Police	\$ 85,547.12	\$ 75,648.03	\$23,418.22	\$7,603.72
Recreation & Parks	\$ 45,296.72	\$ 42,286.71	\$ 6,845.74	\$2,964.46
Finance	\$ 15,044.94	\$ 11,181.78	\$ 4,652.87	\$ 922.73
Public Works	\$ 86,585.97	\$ 96,169.46	\$19,556.56	\$5,884.89
Fire / Rescue	\$ 54,913.63	\$ 63,315.27	\$16,726.75	\$4,562.33
Human Resources	\$ 13.01	\$ 619.44	\$ 277.58	\$ 0
Development Services	\$ 6,727.03	\$ 1,911.96	\$ 390.52	\$ 0

Public Works

Significant Issues:

None.

Attendance for Board Appointees

Board of Adjustment			
Appointee	September Attendance*	Meetings Missed in 2017 To Date	Appointed By
Alfred Barfield	N/A	1	Mayor
Richard Parsons	N/A	0	Ward 1
Sarah Afflerbach	N/A	2	Ward 2
Peter Walker	N/A	0	Ward 3
Benjamin Beasley	N/A	1	Ward 4
Kenneth Brown	N/A	0	Ward 5
John Riggs	N/A	2	Ward 6
Kenneth "Kip" Peregoy	N/A	0	Mayor Outlaw
Steve Strickland	N/A	0	Mayor Outlaw
Lois Jamison	N/A	3	Schaible
Edward Bellis, III	N/A	1	Not Available
Ross Beebe	N/A	1	Not Available

*A meeting was not held in September.

Community Development Advisory Committee			
Appointee	September Attendance*	Meetings Missed in 2017 To Date	Appointed By
Corinne Corr	N/A	0	Ward 1
Carol Williams	N/A	0	Ward 2
Marshall Williams	N/A	2	Ward 3
Vernon Guion	N/A	0	Ward 4
Dell Simmons	N/A	3	Ward 5
Mary Shepard	N/A	0	Ward 6

*Meetings are held quarterly. A meeting was not held in September.

Craven County Tourism Development Authority			
Appointee	September Attendance	Meetings Missed in 2017 To Date	Appointed By
Mark Stephens	Present	0	BOA

Attendance for Board Appointees

Eastern Carolina Council of Government			
Appointee	September Attendance*	Meetings Missed in 2017 To Date	Appointed By
Victor Taylor	N/A	1	White

*Attendance is only *required* at January and June meeting.

Friends of New Bern Firemen's Museum, Inc. Board of Directors			
Appointee	September Attendance	Meetings Missed in 2017 To Date	Appointed By
Nancy Mansfield	Present	0	Ward 1
Mike Markham	Present	0	Ward 2
David Finn	Present	0	Ward 3
Juleon Dove	Absent	7	Ward 4
Dell Simmons	Absent	3	Ward 5
Carol Zink	Present	2	Ward 6
Gary Lingman	Present	1	Mayor
Bill Frederick	Present	0	Blackiston
Bobby Aster	Absent	1	White
Richard Blythe	Present	2	Blackiston

Historic Preservation Commission			
Appointee	September Attendance	Meetings Missed in 2017 To Date	Appointed By
David Griffith	Absent	5	Mayor
Joe Anderson	Present	0	Ward 1
Dr. Ruth Cox	Absent	2	Ward 2
Rich Frye	Present	3	Ward 3
Nancy Gray	Present	1	Ward 4
James Woods Jr.	Absent	2	Ward 5
Jim Morrison	Present	0	Ward 6
Tripp Eure	Present	0	Blackiston
James Herring	Absent	1	White

Attendance for Board Appointees

Housing Authority of the City of New Bern			
Appointee	September Attendance	Meetings Missed in 2017 To Date	Appointed By
Steve Strickland	Present	2	Mayor
Joe Anderson	Present	0	Mayor
Pete Monte	Present	1	Mayor
Barbara Lee	Present	4	Mayor
Rob Overman	Present	0	Mayor
Molichia Hardy	Present	1	Mayor
Willie Newkirk, Sr.	Present	1	Mayor
Bill Frederick	Present	3	Mayor
Carol Becton	Present	2	Mayor
Denise Harris-Powell	Present	2	Mayor
Thomas Hardin	Present	0	Mayor

New Bern Appearance Commission			
Appointee	September Attendance*	Meetings Missed in 2017 To Date	Appointed By
Peggy Broadway	N/A	0	Ward 1
James Dugan	N/A	0	Ward 2
Joseph Cannon	N/A	1	Ward 3
Rose Williams	N/A	0	Ward 4
Mattie Tatum	N/A	2	Ward 5

*A meeting was not held in September.

New Bern Area Metropolitan Planning Organization – Transportation Advisory Committee			
Appointee	September Attendance	Meetings Missed in 2017 To Date	Appointed By
E.T. Mitchell	Present	0	Kinsey
Bernard White (Alternate)**	Present	1	Kinsey

**Alternate only *required* when regular appointee is not in attendance.

Attendance for Board Appointees

New Bern-Craven County Public Library Board of Trustees			
Appointee	September Attendance	Meetings Missed in 2017 To Date	Appointed By
Carol Becton	N/A	3	Not Available
Esther Hardin	N/A	0	Not Available
Erika Foluke	N/A	3	Taylor
Ethel Staten	N/A	0	Taylor
Victor Taylor	N/A	2	Not Available

*A meeting was not held in September.

Planning & Zoning Board			
Appointee	September Attendance	Meetings Missed in 2017 To Date	Appointed By
Willie Newkirk, Sr.	N/A	1	Mayor
Jerry Walker	N/A	2	Ward 1
Carol Williams	N/A	3	Ward 2
Gaspar Sonny Aluzzo	N/A	1	Ward 3
Raymond Layton	N/A	0	Ward 4
Jeffery Midgett	N/A	1	Ward 5
Pat Dougherty	N/A	0	Ward 6

*A meeting was not held in September.

Police Civil Service Board			
Appointee	September Attendance*	Meetings Missed in 2017 To Date	Appointed By
Phil Childrey	N/A	0	Odham
Jon Skinner	N/A	0	Mitchell
Craig Baader	N/A	0	Mitchell
Roger Bellamy	N/A	0	White
Chip Hughes	N/A	0	Odham

*Meetings are held for appeals of disciplinary actions only. A meeting was not required in September.

NOTE: At-large appointments reflect the name of the Governing Board member who made the appointment. All other appointments are specific to the Mayor or a Ward and are noted as such.