

NEW BERN



NORTH CAROLINA

Everything comes together here

Departmental Monthly Reports

April 2018

Table of Contents

Development Services	1
Finance	3
Fire	4
Human Resources	5
Parks & Recreation.....	6
Police.....	7
Public Utilities	10
Public Works	14
Attendance for Board Appointees	16

Development Services

Inspections:

Overview	2017 YTD	% Change from Last Year	2018 YTD	MAR 2018	% Change from Previous Month
Commercial Permits – New Construction	85	-53%	40	12	-140%
Residential Permits – New Single Family	31	52%	47	8	53%
Residential Permits – Additions/Remodels	62	-3%	60	10	55%
Mobile Homes	6	100%	11	8	-300%
Signs	18	-67%	6	1	50%
Certificates of Occupancy – Residential	29	7%	31	10	-25%
Certificates of Occupancy – Commercial	4	-50%	2	0	0%
Total Permit Valuation	\$16,862,488	99%	\$33,615,472	\$7,363,939	-48%

Projects Update:

- The new Sonic restaurant located at 3510 MLK Blvd (next to Rite Aid) has begun construction.
- Bids for the VOLT Center Workforce Development rehabilitation are due on May 9th. Construction scheduled to begin late June.

Community and Economic Development:

- **CDBG –**
18/19: The proposed annual action plan is available for public review and comment April 20th - May 21st. The final public hearing for the plan is scheduled for May 22, 2018 at the Board of Alderman meeting.
17/18: The City's CDBG allotment is \$223,934. Agreements were signed with Promise Place, Reviving Lives Ministries, and Religious Community Services for public service funding in total of \$25,154.
16/17: The City's CDBG allotment was \$250,955. RFP's for group 5 were sent out to 3 rehab firms. McDavid Associates has been selected to conduct the project.
15/16: The City's CDBG allotment was \$259,784. All Habitat for Humanity homes are complete.
- Paint Your Heart Out committee conducted site visits for 25 potential projects and selected homes for the event. The committee continues to fundraise and market the event.

Other:

- **Zoning** – Twenty-five land-use approvals were issued during the month.
- **GIS** - Working with state mapping council in a Land Cover Working Group to look at statewide land cover GIS data.
- **HPC** – Three commissioners have completed 2 terms and may not be reappointed at this time; one commissioner is eligible for reappointment.

Development Services

Provided staff support for the Historical Preservation Commission's regular meeting on April 18, 2018 for the following projects:

New Applications:

- 219 Middle St.—to include the installation of bi-folding windows in the primary AVC. This is an amendment to a current COA. Approved.
- 411 Queen St.—to include a request to install a metal fence in the secondary and tertiary AVC's. Approved.
- 413 George St.—to include a request to install a 4-foot wooden fence with dog-eared pickets in the primary AVC; to install a 6-foot fence in the secondary and tertiary AVC's. This is an after the fact request. Continued until May meeting.
- 1302 National Ave.—to include a request to install a wooden picket fence in the primary, secondary and tertiary AVC's. Approved w/ conditions.
- 508 Middle St.—to include a request to modify the façade in the primary AVC and to construct an addition in the tertiary AVC. Applicant requested continuation until May meeting.
- 506 Metcalf St. - to include the installation of 2/2 windows in the tertiary AVC. This is an amendment to a current COA. Approved.
- 212 Hancock St.—to include the demolition of the front porch and steps and replacement with a masonry porch, columns, and planter walls; re-establishment of a transom window in the primary AVC. Approved.

Minor COA'S Issued

- 210 Hancock St.—signage
- 242 Middle St.—balcony repair
- 312 Johnson St.—installation of a pergola
- 504 S. Front St.—tree removal
- 609 Hancock St.—residential driveway installation
- **Planning & Zoning:** - Provided staff support for the Planning & Zoning Board regular meeting on April 3, 2018 for the following projects:
 - Consideration of a Planned Unit Development General Plan for John Thomas Engineering/A. Sydes Construction, Inc. "Hutton Pointe"; a proposed 151-lot Planned Unit Development on a 117.11 +/- acre tract located West of Old Airport Road and North of County Line Road. The property is further identified as a portion of Craven County Parcel identification number 7-106-001 (Ward 3). – Motion to continue until May 1, 2018: passed unanimously (6-0).
 - Consideration of a request to rezone .44 +/- acres from C-4 Neighborhood Business to C-3 Commercial District, located at 900 Broad Street. The property is further identified in Craven County Parcel ID #8-0008-151. – Motion to recommend approval: passed unanimously (6-0).

Finance

Fund Balance Available for Appropriation and Days Cash on Hand:

Fund	As of 06/30/15	As of 06/30/16	As of 6/30/17	<i>Estimate for February 2018*</i>	<i>Estimate for March 2018*</i>
Water (Available)	\$7,885,359	\$8,497,223	\$6,298,596	\$6,382,646	\$8,369,109
Water (Days)	497	516	340	372	472
Sewer (Available)	\$3,441,193	\$3,422,417	\$4,035,133	\$3,470,024	\$4,933,795
Sewer (Days)	196	227	275	212	254
Electric (Available)	\$9,187,629	\$11,138,265	\$11,039,354	\$13,854,115	\$14,137,060
Electric (Days)	94	130	126	139	142
General (Available)	\$15,531,641	\$16,186,421	\$14,885,387	\$16,674,866	\$16,790,059
General %	56.95%	45.63%	45.47%	41.59%	41.80%

*The actual fund balance and Days Cash on Hand for each fiscal year are determined after the completion of the Comprehensive Annual Financial Report. The amounts above are estimates based on current financial information.

Significant Issues:

None

Fire

Fire Suppression:

Incidents	2017 Total	REVISED* 2018 YTD	Last Month	REVISED* Current Month
*Number of Incidents	1,603	570	127	127
90% Response Time to Incidents	7 minutes 25 seconds	7 minutes 0 seconds	7 minutes 0 seconds	7 minutes* 0 seconds
Endangered Property Value	\$21,736,200	\$16,683,030	\$2,308,120	\$2,829,010
Property Losses Due to Fire	\$1,662,990	\$9,627,426	\$1,031,610	\$328,111
Percentage of Saved Property Value	92.35%	42.29%	55.31%	88.40%
Overlapping Incidents	163	88*	17	18

Fire Prevention:

Prevention Statistics	2017 Total	REVISED* 2018 YTD	Last Month	Current Month
Fire Investigations	40	18*	5	3
Fire Inspections	1,553	764*	208	219
Permits Issued	92	31*	6	13
Child-Passenger Seat Checks	207	53*	9	9
People Educated Through Public Fire & Life-Safety Programs	9,476	1,457*	109	160

Narcan:

Statistics	2017 Total	2018 YTD	Last Month	Current Month
Overdose Calls Responded To	78	11	1	1
Instances Narcan Administered	14	4	0	0

Significant Issues:

- 23 smoke alarms were installed this month (as compared to 24 in April, 2017)
- Continued with Leadership Development Training with Facilitator James Rowan via webinars.

Note: April report revised where indicated with an *.

Human Resources

City-Wide Vacancies:

Department	Budgeted Positions	Separations During the Month	Positions Filled By External Candidates During the Month	Current Vacancies	Turnover FY16/17	Turnover FY17/18
Administration	12	1	0	2	0	2
Development Services	18	0	0	4	1	4
Finance	39	0	0	0	5	0
Fire	66	0	1	0	1	0
Human Resources	5	0	1	0	0	1
Parks & Recreation	29	0	0	2	3	2
Police	115	2	0	5	14	11
Public Utilities (Electric)	51	0	0	5	2	7
Public Works	47	0	0	3	7	7
Water Resources	78	1	1	6	9	7
Totals:	460*	4	3	27**	42	41

**Includes regular and 2 grant-funded positions approved for the fiscal year; also includes 1 part-time position in Parks & Recreation; does not include seasonal positions.*

***Current vacancies due to separations from employment, promotions, demotions and transfers.*

Safety News:

Workers' Compensation	2017	2018
Current Month's Claims	1 OSHA Recordable 0 Lost Time 2 Non-Recordable 2 Denied	2 OSHA Recordable 0 Lost Time 0 Non-Recordable 0 Denied
Year-to-Date Claims	25 Recordable 8 Non-Recordable	20 Recordable 8 Non-Recordable
Current Month Costs	\$73,337.80	\$22,585.55
Year-to-Date Costs	\$422,964.64	\$541,752.49

Other:

None

Parks and Recreation

Significant Issues:

- On April 7, 2018, Little Free Libraries were installed at the following locations: Kidsville, Stanley White Recreation Center, Pleasant Hill Park and Union Point Park.
- Effective April 23, 2018, Kidsville was closed for safety issues.
- An ADA canoe/kayak launch was installed as part of the Department of Environmental Quality, Public Beach and Coastal Waterfront Access Grant. A grand opening will be coordinated after the parking lot is completed.

Police

Crime:

Incidents & Arrests	Current Month Total	2015 Total	2016 Total	2017 Total	2018 YTD
NIBRs* Group A Incidents	218	2,522	2,540	2,536	847
NIBRs* Group B Incidents (Arrests)	69	695	723	825	316
Adult Arrests	111	1,538	1,495	1,739	547
Juvenile Arrests	0	25	10	10	1
Total Arrests	111	1,563	1,505	1,749	548
Police Calls for Service	3,671	41,878	43,949	46,757	13,966
Business Alarms Dispatched	133	1,382	1,968	1,988	560
Residential Alarms Dispatched	49	777	878	758	231
Alarm Calls (PD Dispatched)	182	2,159	2,846	2,746	791

**NIBRs = National Incident-Based Reporting System*

Monthly and year-to-date totals are subject to change due to reports being submitted/merged after the month for which they were reported and to account for corrections/changes to the original classifications.

Index Crime Report	Current Month Total	2015 Total	2016 Total	2017 Total	2018 YTD
Homicide	0	9	3	4	0
Rape	0	5	11	8	3
Robbery	4	30	50	58	13
Aggravated Assault	2	68	82	93	23
B&E – Residence	10	181	168	160	47
B&E – Business	3	35	27	43	9
Theft from Motor Vehicle	15	157	173	187	48
Larceny	65	867	796	718	243
Motor Vehicle Theft	3	32	30	20	12
Arson	0	3	6	3	3
Total:	102	1,387	1,346	1,294	401

Criminal Investigations	Current Month Total	2015 Total	2016 Total	2017 Total	2018 YTD
Cases Assigned	9	141	179	108	108
Cases Closed	1	72	101	45	45

Police

Crime Analysis		
Top 5 Calls for Service & Number of Incidents	<u>April 2018</u>	<u>2018 YTD</u>
	1) Security Check Business: 365 2) Traffic Stop: 357 3) Citizen Assist: 210 4) Follow Up Report: 197 5) Alarm Business: 129	1) Traffic Stop: 1,575 2) Security Check Business: 916 3) Follow Up Report: 843 4) Citizen Assist: 758 5) Alarm Business: 546
Top 5 Calls for Service by Location and Number of Incidents	1) 601 George St., Police Department – 280 2) Julia Clay St. / N. Bern St. – 82 3) 3105 M L King Jr Blvd., Wal-Mart – 82 4) 233 Middle St., O'Marks Building – 59 5) 1310 Country Club Rd., Pembroke Overpass - 58	
Top 3 Crime Locations for Current Month and Number of Incidents	1) 3105 M L King Jr Blvd, Wal-Mart (B&E Vehicle, Larceny) – 14 2) 2000 M L King Jr Blvd, Grover C. Field (Assault, Damage Property) –6 3) 601 George St, Police Department (Fraudulent Activities) – 5	

Cases of Note	
2018-12195: Gunshot wound/Murray & Cedar St.	Arrest made of Raekwon Michael Wade, B/M DOB 09/30/1996 from 722 Cypress St. Charged with Assault with Deadly Weapon With Intent to Kill, Inflicting Serious Injury.
2018-12331: Sexual Assault/805 Bern St.	Case in FI, Victim interview completed, suspect identified and pending interview.
2018-12456: Death Investigation/242 Lombardi Dr.	Suspicious death investigation; autopsy performed / follow up interviews are being conducted.
2018-13778: Breaking and Entering Larceny / 3311 Oaks Rd.	Suspects forced entry into the residence, went directly to bedroom, removed purse and keys to vehicle, then left with vehicle. Investigation ongoing.
2018-13961: Sexual Assault/2806 Trent Rd.	Victim knows suspect, reported to Pamlico Co. Sheriff's Department initially, then forwarded to Criminal Investigations Section. Investigation ongoing.

Police

Personnel:

Extra Duty Hours	2015 Total	2016 Total	2017 Total	2018 YTD
249.50	2,161.00	3,299.00	4,076.75	1,370.00

Overtime in Dollars	Current Month	2015 Total	2016 Total	2017 Total	2018 YTD
Office of the Chief	\$0.00	\$8,783.87	\$1,251.97	\$381.11	\$90.76
Operations Division	\$8,187.74	\$145,902.95	\$135,511.65	\$118,641.19	\$24,354.61
Services Division	\$9,417.86	\$62,686.44	\$58,035.21	\$72,063.35	\$20,462.03
Investigations Division	\$1,110.28	N/A	\$21,689.72	\$45,845.93	\$4,725.18
Total:	\$18,715.88	\$217,373.26	\$216,488.55	\$236,931.58	\$49,650.58

Significant Issues (not noted above):

None

Public Utilities

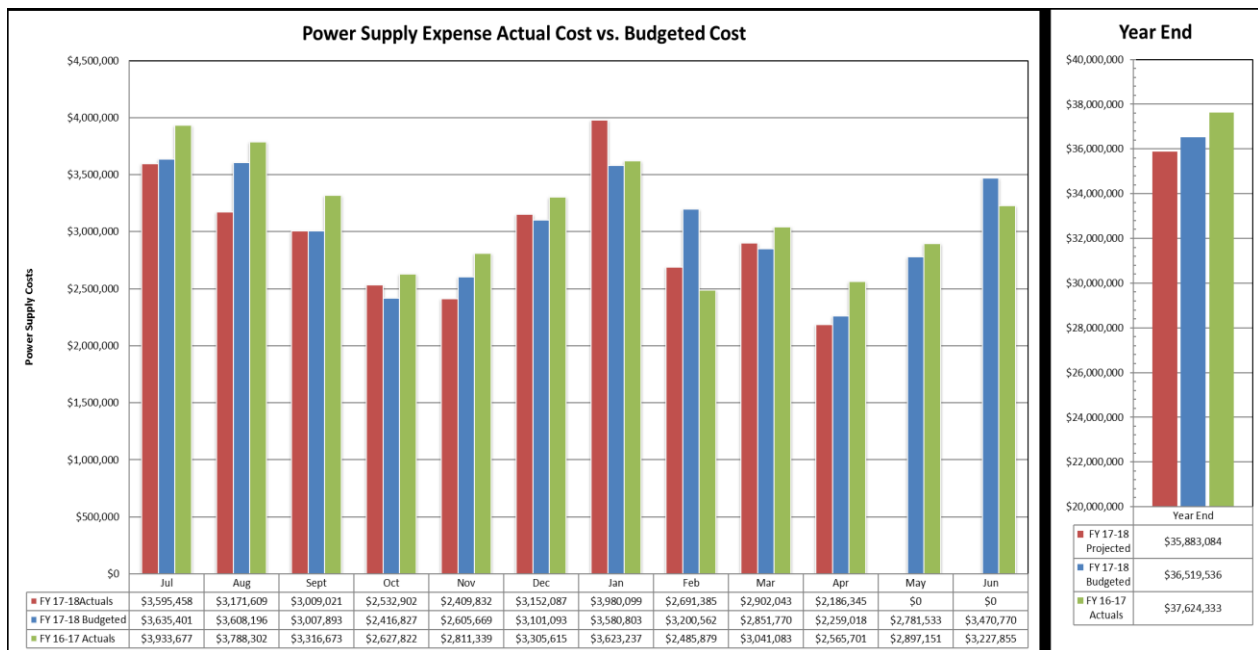
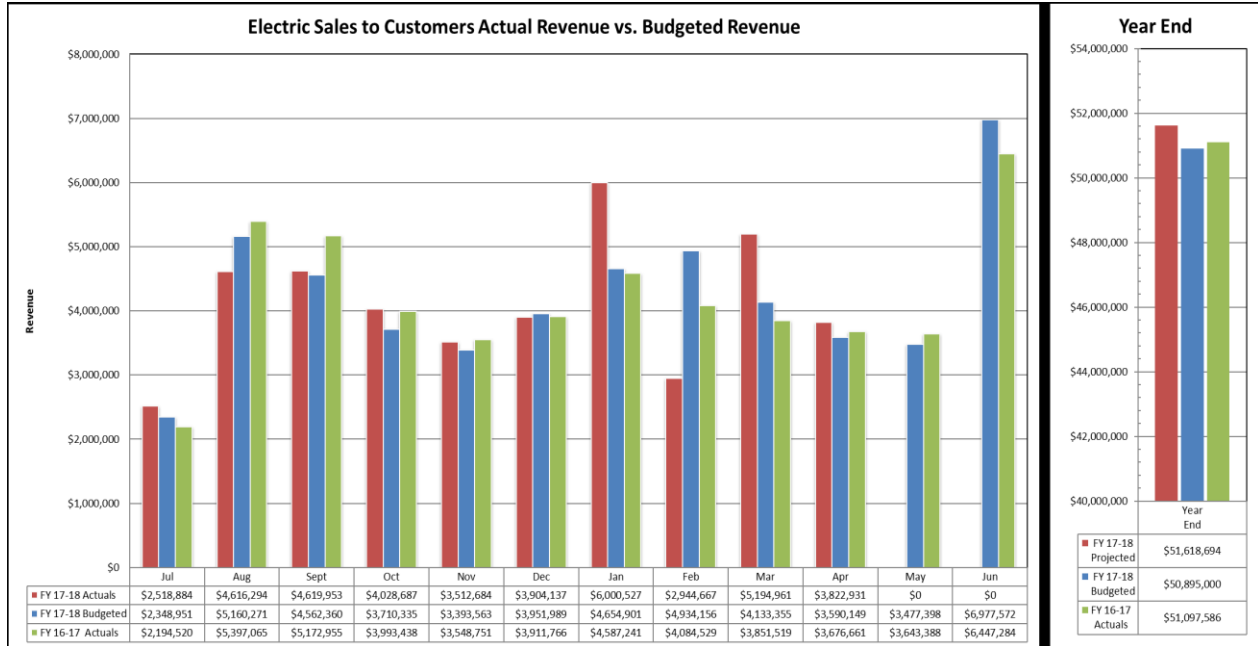
High-Profile Projects:

- **Advanced Metering Infrastructure Project** - This involves installing a network of electric and water meters with the necessary infrastructure to remotely read, bill, and control the devices. We are currently reading 8,836 water meters, 19,312 electric meters with 6,311 disconnect meters and 4,283 two-way load management switches installed. We are well into the third and final phase of the project. We are establishing communication points around the City as required for communications back to the operations center. All of the initial project Gateways are up and running.
- **New Underground Developments**
 - Bluewater Rise Subdivision - New underground residential subdivision. We will be extending our existing underground primary along Old Airport Road and into the new development. We are working on upgrading our underground line to feeder capacity for this new load.
 - Watercrest Subdivision - This is a new residential section in the Carolina Colours Subdivision. We are extending the three phase underground primary down Landscape Drive to a three phase junction box by the entrance to the subdivision. We will install the underground primary from the junction box to feed this subdivision along with transformers, underground secondary, secondary pedestals and street lights.
 - Croatan Crossing Subdivision - Extending single phase underground primary to feed the next phase of Croatan Crossing Subdivision. We will install underground secondary, secondary pedestals and transformers at this location.
 - New Bern Market Place - This is a new underground commercial complex. We will be serving the parking lot lights and all of the out parcels including the gas station. The underground infrastructure is being installed at this time.
- **Township No. 7 Sewer Improvements – Phase III** - Sewer system infrastructure improvements for increasing transmission capacity. Staff is continuing to work with the property owners from whom the City will need a utility easement in order to construct the project and legal documents for the easements are being prepared.
- **Water Resources Facility** - This involves the construction of a new facility adjacent to the City's existing water treatment plant to house the Water Resources operations and administration staff. The contractor has completed both of the shell buildings, final grading of the parking lot and storage. The paving contractor has been delayed due to weather and other project commitments. The interior up-fit for the office areas is well under way, with all of the interior framing complete along with the majority of the plumbing, electrical, and HVAC rough-in.
- **West New Bern Water System Improvements** - Water system infrastructure improvements between the Highway 17 and 55 corridors increasing available domestic and fire flow supplies. Staff is continuing to work with the property owners from whom the City will need a utility easement in order to construct the project and legal documents for the easements are being prepared.
- **Spencer & Park Water and Sewer Rehabilitation Project** - Replacement of existing water and sewer infrastructure along Spencer and Park Avenue ahead of planned resurfacing project. The contractor has completed most of the water and sewer replacement work along Park. The next step along park will be to the replacement of storm drain infrastructure that was determined to be deficient during the water/sewer construction. The contractor had to temporarily shift his resources to the Colonial Heights neighborhood to address a more immediate need for the City, but should be back to finish up on Park by mid-May.

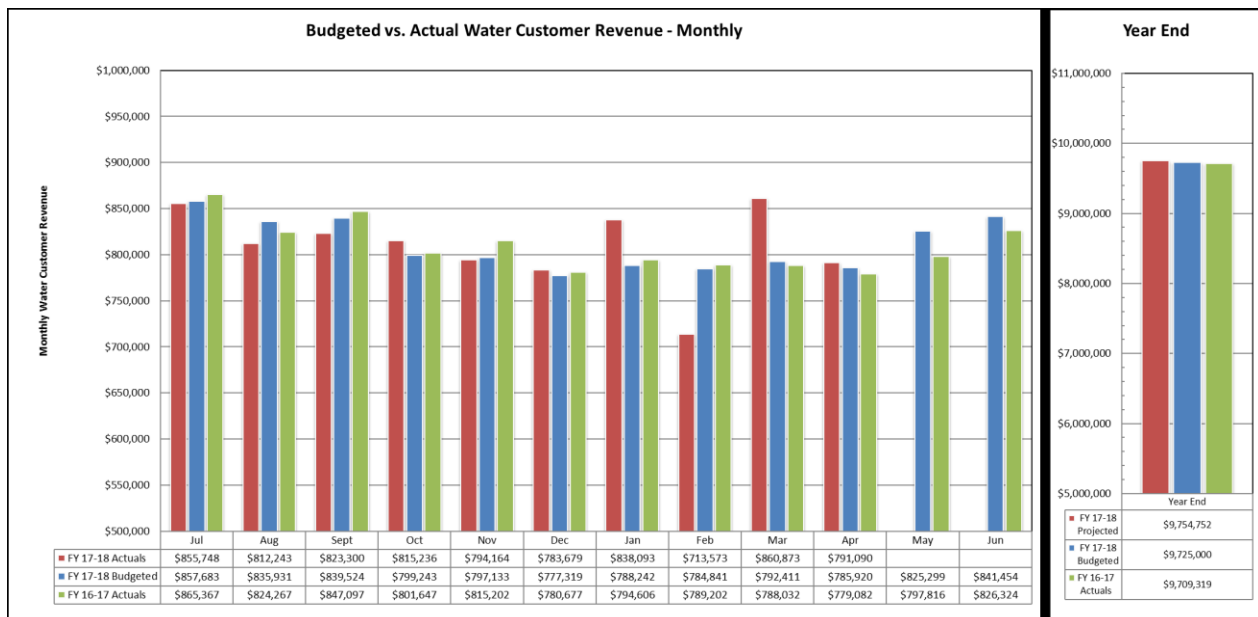
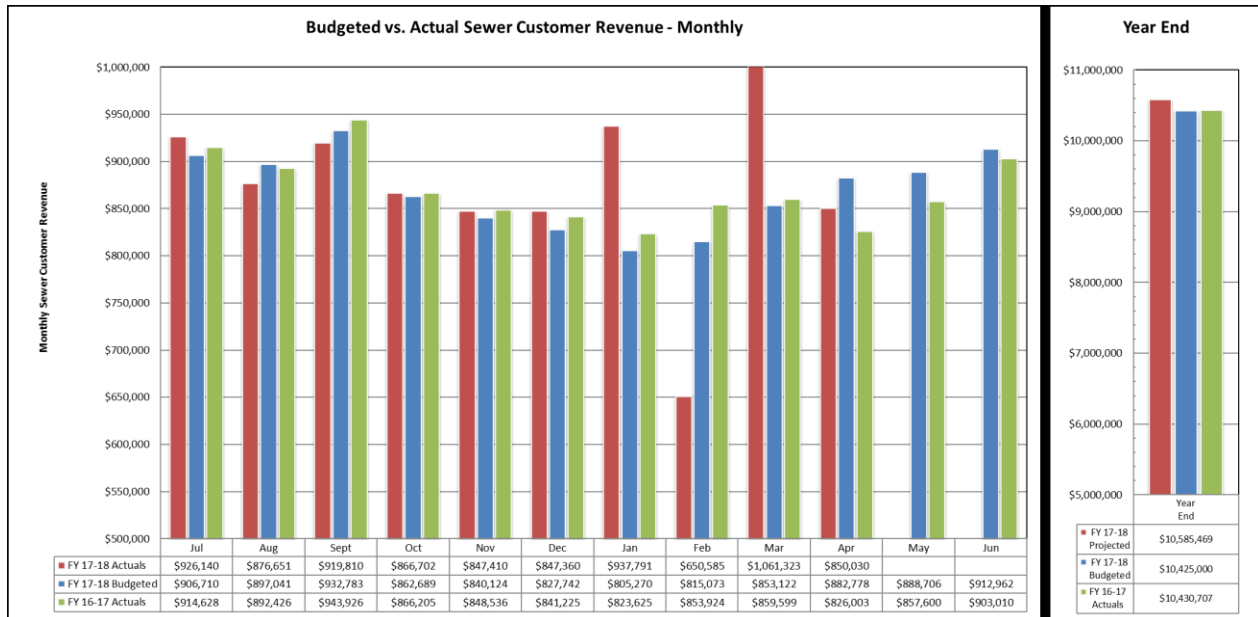
Public Utilities

Electric System Outages and Reliability Statistics				
04-01-17 to 04-30-18				
SAIDI (minutes)	SAIFI (number of interruptions)	CAIDI (minutes)	ASAI (percent)	
11.622	0.216	53.751	99.9979	
04-01-16 to 04-30-17				
SAIDI (minutes)	SAIFI (number of interruptions)	CAIDI (minutes)	ASAI (percent)	
5.992	0.0738	81.222	99.9989	
Apr. 2018				
Sched/Unsched	Cause	Substation	Circuit	Total Outages
Unscheduled	Squirrel			1
Unscheduled	Vine			2
Scheduled	Repairs			1
Unscheduled	Equipment Worn Out			1
Unscheduled	Storm/Wind/Ice			2
Unscheduled	Human			3
Unscheduled	Vehicle Accident			2
Unscheduled	Construction			
Unscheduled	Electrical Failure			14
Unscheduled	Tree			4
Unscheduled	Equip. Damage			1
Unscheduled	Unknown/Other			1
Total				32

Public Utilities



Public Utilities



Public Works

Leaf and Limb:

Service Provided (Tons)	FY15-16 Total	FY16-17 YTD	FY17-18 YTD	April 2018
White Goods Collected	18.00	12.38	23.63	0.00
Brown Goods Collected	3,539.16	3,689.40	2,963.40	363.00
Yard Waste Received	17,958.92	14,530.76	11,985.25	964.11
Mulch Dispersed	8,556.95	3,864.30	5,363.60	408.33

City Garage:

Costs	FY15-16 Total	FY16-17 YTD	FY17-18 YTD	April 2018
Services Provided by City Garage:				
Vehicles Serviced	1,643	1,692	1,677	150
Total Labor Cost	\$ 53,147.90	\$ 52,205.30	\$ 48,470.73	\$ 4,095.39
Total Parts Cost	\$150,034.08	\$151,894.04	\$133,149.68	\$11,612.62
Total Cost (Parts + Labor)	\$203,181.98	\$204,099.34	\$181,620.41	\$15,708.01
Services Provided by Contract:				
Vehicles Serviced	674	542	451	38
Total Labor Cost	\$116,862.45	\$111,212.64	\$ 90,654.38	\$5,529.66
Total Parts Cost	\$198,068.81	\$174,965.06	\$172,758.02	\$14,690.99
Total Cost (Parts + Labor)	\$314,931.26	\$283,177.70	\$263,412.40	\$20,220.65
Total Services Provided (City Garage & Contract):				
Vehicles Serviced	2,317	2,234	2,128	188
Total Labor Cost	\$170,010.35	\$160,418.57	\$139,138.50	\$9,625.05
Total Parts Cost	\$348,052.89	\$327,129.10	\$306,180.09	\$26,303.61
Total Cost (Parts + Labor)	\$518,063.24	\$487,277.04	\$445,318.59	\$35,928.66

Cost by Department	FY15-16 Total	FY16-17 Total	FY17-18 YTD	April 2018
Public Utilities (Electric)	\$ 96,332.89	\$ 89,722.68	\$69,903.57	\$10,439.25
Public Utilities (W&S)	\$120,158.73	\$106,384.36	\$103,780.12	\$3,868.86
Police	\$ 85,547.12	\$ 75,648.03	\$75,477.44	\$7,820.52
Recreation & Parks	\$ 45,296.72	\$ 42,286.71	\$40,974.04	\$1,591.03
Finance	\$ 15,044.94	\$ 11,181.78	\$11,763.95	\$991.40
Public Works	\$ 86,585.97	\$ 96,169.46	\$77,286.12	\$3,127.65
Fire / Rescue	\$ 54,913.63	\$ 63,315.27	\$63,829.05	\$8,042.70
Human Resources	\$ 13.01	\$ 619.44	\$ 496.96	\$ 0
Development Services	\$ 6,727.03	\$ 1,911.96	\$ 1,805.33	\$ 47.25

Public Works

Significant Issues:

None

Attendance for Board Appointees

Board of Adjustment			
Appointee	April Attendance*	Meetings Missed in 2018 To Date	Appointed By
Alfred Barfield	N/A	0	Mayor
Richard Parsons	N/A	0	Ward 1
Dorothea White	N/A	0	Ward 2
Peter Walker	N/A	0	Ward 3
Benjamin Beasley	N/A	0	Ward 4
Kenneth Brown	N/A	0	Ward 5
John Riggs	N/A	0	Ward 6
Kenneth "Kip" Peregoy	N/A	0	Mayor Outlaw
Steve Strickland	N/A	0	Mayor Outlaw
Lois Jamison	N/A	0	Schaible
Edward Bellis, III	N/A	0	Not Available
Ross Beebe	N/A	0	Not Available

* A meeting was not held in April.

Community Development Advisory Committee			
Appointee	April Attendance *	Meetings Missed in 2018 To Date	Appointed By
Corinne Corr	N/A	1	Ward 1
Carol Williams	N/A	0	Ward 2
Marshall Williams	N/A	0	Ward 3
Vernon Guion	N/A	1	Ward 4
Dell Simmons	N/A	0	Ward 5
Mary Shepard	N/A	1	Ward 6

Meetings are held quarterly. * A meeting was not held in April.

Craven County Tourism Development Authority			
Appointee	April Attendance	Meetings Missed in 2018 To Date	Appointed By
Mark Stephens	Present	0	BOA

Attendance for Board Appointees

Eastern Carolina Council of Government			
Appointee	April Attendance*	Meetings Missed in 2018 To Date	Appointed By
Johnnie Ray Kinsey	N/A	1	Aster

*Attendance is only *required* at January and June meetings.

Friends of New Bern Firemen's Museum, Inc. Board of Directors			
Appointee	April Attendance	Meetings Missed in 2018 To Date	Appointed By
Nancy Mansfield	Present	0	Ward 1
Mike Markham	Present	0	Ward 2
David Finn	Present	0	Ward 3
Juleon Dove	Absent	3	Ward 4
Henry Watson	Present	0	Ward 5
Carol Zink	Absent	1	Ward 6
Gary Lingman	Present	1	Mayor
Bill Frederick	Present	0	Blackiston
David Pickens	Present	1	Kinsey
Bobby Aster	Present	0	Odham

Historic Preservation Commission			
Appointee	April Attendance	Meetings Missed in 2018 To Date	Appointed By
David Griffith	Present	0	Mayor
Joe Anderson	Present	0	Ward 1
Dr. Ruth Cox	Present	0	Ward 2
Rich Frye	Resigned	N/A	Ward 3
Nancy Gray	Resigned	N/A	Ward 4
James Woods Jr.	Present	1	Ward 5
Jim Morrison	Present	0	Ward 6
Tripp Eure	Present	0	Blackiston
James Herring	Present	1	White

Attendance for Board Appointees

Housing Authority of the City of New Bern			
Appointee	April Attendance	Meetings Missed in 2018 To Date	Appointed By
Steve Strickland	Present	0	Mayor
Joe Anderson	Present	0	Mayor
Pete Monte	Present	1	Mayor
Barbara Lee	Absent	2	Mayor
Rob Overman	Present	1	Mayor
Molichia Hardy	Absent	2	Mayor
Willie Newkirk, Sr.	Present	0	Mayor
Bill Frederick	Present	0	Mayor
Carol Becton	Present	0	Mayor
Denise Harris-Powell	Absent	2	Mayor
Thomas Hardin	Absent	2	Mayor

New Bern Appearance Commission			
Appointee	April Attendance	Meetings Missed in 2018 To Date	Appointed By
James Dugan	Present	0	Ward 2 - Taylor
Joseph Cannon	Present	0	Ward 3 - Mitchell
Rose Williams	Present	0	Ward 4 - Kinsey
Mattie Tatum	Present	1	Ward 5 - White
Kate Rosenstrauch	Present	0	Ward 4 - Kinsey
John Phaup	Present	0	Ward 5 - Best
Mike Duffy	Present	0	Ward 6 - Odham

*NOTE: Appointments previously made at-large until recent revision in ordinance to provide for rotating appointments among BOA. Next vacancy to be filled by Mayor.

New Bern Area Metropolitan Planning Organization – Transportation Advisory Committee			
Appointee	April * Attendance	Meetings Missed in 2018 To Date	Appointed By
Jeffrey Odham	N/A	0	Mitchell
Johnnie Ray Kinsey (Alternate)*	N/A	0	White

* A meeting was not held in April. Alternate only *required* when regular appointee is not in attendance.

Attendance for Board Appointees

New Bern-Craven County Public Library Board of Trustees			
Appointee	April Attendance	Meetings Missed in 2018 To Date	Appointed By
Carol Becton	Present	0	Odham
Esther Hardin	Absent	2	Not Available
Erika Foluke	Absent	2	Taylor
Ethel Staten	Present	0	Taylor
Sabrina Bengel	Present	0	Aster

Planning & Zoning Board			
Appointee	April Attendance	Meetings Missed in 2018 To Date	Appointed By
Willie Newkirk, Sr.	Absent	3	Mayor
Jerry Walker	Present	1	Ward 1
Carol Williams	Absent	1	Ward 2
Gaspar Sonny Aluzzo	Present	0	Ward 3
Raymond Layton	Present	0	Ward 4
Jeffery Midgett	Absent	1	Ward 5
Pat Dougherty	Present	0	Ward 6

Police Civil Service Board			
Appointee	April Attendance	Meetings Missed in 2018 To Date	Appointed By
Phil Childrey	N/A	0	Odham
Jon Skinner	N/A	1	Mitchell
Craig Baader	N/A	0	Mitchell
Roger Bellamy	N/A	0	White
Chip Hughes	N/A	0	Odham

*Meetings are held for appeals of disciplinary actions only. A meeting was not required in April.

NOTE: At-large appointments reflect the name of the Governing Board member who made the appointment. All other appointments are specific to the Mayor or a Ward and are noted as such.