

NEW BERN



NORTH CAROLINA

Everything comes together here

Departmental Monthly Reports

February 2018

Table of Contents

Development Services	1
Finance	3
Fire	4
Human Resources	5
Parks & Recreation.....	6
Police.....	7
Public Utilities	10
Public Works	14
Attendance for Board Appointees	16

Development Services

Inspections:

Overview	2017 YTD	% Change from Last Year	2018 YTD	JAN 2018	% Change from Previous Month
Commercial Permits – New Construction	47	-51%	23	13	-23%
Residential Permits – New Single Family	8	175%	22	9	44%
Residential Permits – Additions/Remodels	25	12%	28	13	15%
Mobile Homes	0	100%	1	1	-100%
Signs	8	-63%	3	2	-50%
Certificates of Occupancy – Residential	17	-24%	13	8	60%
Certificates of Occupancy – Commercial	1	100%	2	0	100%
Total Permit Valuation	\$8,466,546	151%	\$21,274,080	\$6,899,247	-65%

Significant Project Update:

- Volt Center: 30-day deadline for EDA approval of proposed construction plans has passed. EDA representatives have indicated they will be reviewing the plans as soon as possible. Once plans are approved, staff will put the renovation out to bid.

Community and Economic Development:

- **CDBG –**
17/18: The City’s allotment is \$223,934. Public listening session was held 2/13/18 at Stanley White for 2018-2019 Annual Action Plan.
16/17: The City’s allotment is \$250,955.
15/16: The City’s allotment is \$259,784. Agreement for assistance in funding 2 homes for Habitat for Humanity of Craven County was signed on 2/1/18 in the amount of \$32,000 (\$16,000 per home).
- Paint Your Heart Out committee met 2/21/18 to review applications and continue to organize the event scheduled for June 11-16, 2018 from 7:30am- 3:00 PM.

Other:

- **Zoning** – Twenty land-use approvals were issued during the month.
- **HPC** – Provided staff support for the Historical Preservation Commission’s regular meeting on February 21, 2018 for the following projects:

New Applications:

- 207-213 Middle St.—to include a request to install a wooden fence and a pergola in the primary, secondary and tertiary AVC’s. Denied.
- 214 Pollock St.—to include a request to install fiberglass asphalt shingles on a roof in the primary, secondary and tertiary AVC’s. This is an amendment to a current COA. Approved.
- 219 Middle St.—to include a request to utilize metal casement windows in the primary AVC. This is an amendment to a current COA. Approved.

Development Services

- 508 Metcalf St. – to include changing window configuration in the tertiary AVC and removal of a chimney in the secondary AVC. Approved with conditions.
- 706 Craven St. - to include the addition of a foundation and steps to an accessory structure in the tertiary AVC. This is an amendment to a current COA. Approved.
- 215 Middle St. – to include the addition of a door in the primary AVC. Approved.
- 722 Pollock St.—to include a request to install a 6/6 window in the secondary AVC. Approved.

Minor COA'S Issued:

- 210 Hancock St.—signage
- 242 Middle St.—balcony repair
- 312 Johnson St.—installation of a pergola
- 504 S. Front St.—tree removal
- 609 Hancock St.—residential driveway installation
- **Planning & Zoning:** - Provided staff support for the Planning & Zoning Board's regular meeting on February 6, 2018 for the following projects:
 - Consideration of a Planned Unit Development general plan for John Thomas Engineering/A. Sydes Construction, Inc. at "Hutton Pointe"; a proposed 151-lot Planned Unit Development on a 117.11 +/- acre tract located west of Old Airport Road and north of County Line Road. The property is further identified as a portion of Craven County parcel identification number 7-106-001. (Ward 3). Continued.
 - Consideration of a Planned Unit Development general plan for John Thomas Engineering/A. Sydes Construction, Inc. at "Monitor Cape"; a proposed 108-lot Planned Unit Development on a 46.01 +/- acre tract located west of Old Airport Road and north of County Line Road. The property is further identified as a portion of Craven County parcel identification number 7-106-001. (Ward 3). Approved.
 - Consideration of a request to initially zone 1.77 +/- acres to C-3 Commercial District, located at the intersection of Waterscape Way & West Thurman Road. The property is further identified as Craven County parcel identification number 7-104-12002. (Ward 3) Recommended approval to the Board of Aldermen.
 - Consideration of a request to rezone 3.86 +/- acres from R-8 Residential to C-3 Commercial District, located near the intersection of Waterscape Way & West Thurman Road. The properties are further identified in Craven County parcel identification numbers 7-104-9004 & 7-104-10006. (Ward 3) Recommended approval to the Board of Aldermen.

Finance

Fund Balance Available for Appropriation and Days Cash on Hand:

Fund	As of 06/30/15	As of 06/30/16	As of 6/30/17	<i>Estimate for December 2017*</i>	<i>Estimate for January 2017*</i>
Water (Available)	\$7,885,359	\$8,497,223	\$6,298,596	\$6,008,496	\$6,180,242
Water (Days)	497	516	340	360	364
Sewer (Available)	\$3,441,193	\$3,422,417	\$4,035,133	\$3,243,470	\$3,321,566
Sewer (Days)	196	227	275	215	205
Electric (Available)	\$9,187,629	\$11,138,265	\$11,039,354	\$12,322,421	\$11,484,242
Electric (Days)	94	130	126	133	132
General (Available)	\$15,531,641	\$16,186,421	\$14,885,387	\$14,103,891	\$16,351,709
General %	56.95%	45.63%	45.47%	35.24%	40.86%

*The actual fund balance and Days Cash on Hand for each fiscal year are determined after the completion of the Comprehensive Annual Financial Report. The amounts above are estimates based on current financial information.

Significant Issues:

None

Fire

Fire Suppression:

Incidents	2017 Total	2018 YTD	Last Month	Current Month
*Number of Incidents	1,603	316	186	130
90% Response Time to Incidents	7 minutes 25 seconds	7 minutes 30 seconds	8 minutes 0 seconds	7 minutes 0 seconds
Endangered Property Value	\$21,736,200	\$11,545,900	\$9,868,900	\$1,677,000
Property Losses Due to Fire	\$1,662,990	\$8,267,705	\$8,239,455	\$28,250
Percentage of Saved Property Value	92.35%	28.39%	16.51%	98.32%
Overlapping Incidents	163	53	36	17

Fire Prevention:

Prevention Statistics	2017 Total	2018 YTD	Last Month	Current Month
Fire Investigations	40	10	2	8
Fire Inspections	1,553	337	149	188
Permits Issued	92	12	2	10
Child-Passenger Seat Checks	207	35	19	16
People Educated Through Public Fire & Life-Safety Programs	9,476	1,188	55	1,133

Narcans:

Statistics	2017 Total	2018 YTD	Last Month	Current Month
Overdose Calls Responded To	78	9	3	6
Instances Narcan Administered	14	4	2	2

Significant Issues:

- 18 smoke alarms were installed this month (as compared to 13 in February, 2017)
- Continued with Leadership Development Training with Facilitator James Rowan via webinars.

Human Resources

City-Wide Vacancies:

Department	Budgeted Positions	Separations During the Month	Positions Filled By External Candidates During the Month	Current Vacancies	Turnover FY16/17	Turnover FY17/18
Administration	12	0	0	1	0	1
Development Services	18	0	2	3	1	4
Finance	39	0	1	0	5	0
Fire	66	0	0	1	1	0
Human Resources	5	0	0	1	0	1
Parks & Recreation	29	0	0	1	3	1
Police	115	0	0	1	14	7
Public Utilities (Electric)	51	0	1	7	2	7
Public Works	47	0	1	3	7	7
Water Resources	78	2	0	6	9	6
Totals:	460*	2	5	24**	42	34

**Includes regular and 2 grant-funded positions approved for the fiscal year; also includes 1 part-time position in Parks & Recreation; does not include seasonal positions.*

***Current vacancies due to separations from employment, promotions, demotions and transfers.*

Safety News:

Workers' Compensation	2017	2018
Current Month's Claims	2 OSHA Recordable 1 Lost Time 1 Non-Recordable 1 Denied	2 OSHA Recordable 1 Lost Time 2 Non-Recordable 2 Denied
Year-to-Date Claims	23 Recordable 6 Non-Recordable	15 Recordable 8 Non-Recordable
Current Month Costs	\$49,082.03	\$14,913.90
Year-to-Date Costs	\$304,981.88	\$492,388.72

Other:

None

Parks and Recreation

Significant Issues:

- No significant issues to report this month.

Police

Crime:

Incidents & Arrests	Current Month Total	2015 Total	2016 Total	2017 Total	2018 YTD
NIBRs* Group A Incidents	195	2,522	2,540	2,536	405
NIBRs* Group B Incidents (Arrests)	93	695	723	825	165
Adult Arrests	161	1,538	1,495	1,739	302
Juvenile Arrests	0	25	10	10	1
Total Arrests	161	1,563	1,505	1,749	303
Police Calls for Service	3,454	41,878	43,949	46,757	6,763
Business Alarms Dispatched	124	1,382	1,968	1,988	273
Residential Alarms Dispatched	63	777	878	758	122
Alarm Calls (PD Dispatched)	187	2,159	2,846	2,746	395

*NIBRs = National Incident-Based Reporting System

Monthly and year-to-date totals are subject to change due to reports being submitted/merged after the month for which they were reported and to account for corrections/changes to the original classifications.

Index Crime Report	Current Month Total	2015 Total	2016 Total	2017 Total	2018 YTD
Homicide	0	9	3	4	0
Rape	0	5	11	8	3
Robbery	4	30	50	58	7
Aggravated Assault	3	68	82	93	15
B&E – Residence	10	181	168	160	19
B&E – Business	2	35	27	43	4
Theft from Motor Vehicle	8	157	173	187	16
Larceny	57	867	796	718	109
Motor Vehicle Theft	2	32	30	20	5
Arson	3	3	6	3	3
Total:	89	1,387	1,346	1,294	181

Criminal Investigations	Current Month Total	2015 Total	2016 Total	2017 Total	2018 YTD
Cases Assigned	18	141	179	108	38
Cases Closed	4	72	101	45	4

Police

Crime Analysis		
	<u>February 2018</u>	<u>2018 YTD</u>
Top 5 Calls for Service & Number of Incidents	1) Traffic Stop/397 2) Follow Up Report/206 3) Citizen Assist/173 4) Security Check Business/173 5) Alarm Business/122	1) Traffic Stop/874 2) Follow Up Report/417 3) Citizen Assist/342 4) Security Check Business/290 5) Alarm Business/269
Top 5 Calls for Service by Location and Number of Incidents	1) 601 George Street, New Bern Police Department/326 2) 3105 M L King Jr Blvd, Wal-Mart/58 3) 411 Craven St, Magistrates Office/47 4) 606 Fort Totten Dr, Collections/46 5) 3036 M L King Jr Blvd, NBPD Mall Station/42	
Top 3 Crime Locations for Current Month and Number of Incidents	1) 2000 M L King Jr Blvd, (Grover C. Fields: Communicating Threats/Juvenile Complaint)/12 2) 3105 M L King Jr Blvd, (Wal-Mart: Larceny)/10 3) 3034 M L King Jr Blvd, (Belk: Larceny)/6	

Cases of Note	
2018-6120 Communicating Threats Grover C. Fields Middle School	*Juvenile petitions obtained for communicating threats of shooting the school up. The juvenile was taken into secure custody.
2018-5124 Bomb threat Grover C. Fields Middle School	*Juvenile petitions obtained for communicating threats of blowing the school up. The juvenile was taken into secure custody.
2018-6818 Communicating Threat HJ McDonald Middle School	*Juvenile petitions obtained for communicating threats of shooting the school up. The juvenile was placed on house arrest. Further Investigation with more juveniles to be charged.
2018-5814 Purse snatching 2019 S. Glenburnie Rd. Harris Teeter	**Two suspects charged w/larceny from the person
2018-5813 Purse snatching 2019 S. Glenburnie Rd. Harris Teeter	**Two suspects charged w/felony conspiracy
2018-5568 Purse snatching 2019 S. Glenburnie Rd. Harris Teeter	**Two suspects charged w/attempted common-law robbery
2915-5321 2915 Purse snatching Neuse Blvd. Walmart Express	**Two suspects charged; more charges are pending for both suspects.
2018-4454 Gunshot Wound National Ave / Ruth Ave	Victim is not cooperating with the investigation.
2018-6443 Kidnapping Lori Dr.	Victim is not cooperating with the investigation.

Police

2018-6232 Reported Gunshot Wound NC 43 Bypass	Victim is not cooperating with the investigation Not being truthful. Interviews have been conducted and suspect identified but victim will not speak with detective about case. The victim was not shot in the head, but was struck causing blunt force trauma.
---	---

*Same suspect in each threat case

**Same suspect in each robbery case

Personnel:

Extra Duty Hours	2015 Total	2016 Total	2017 Total	2018 YTD
589.00	2,161.00	3,299.00	4,076.75	835.50

Overtime in Dollars	Current Month	2015 Total	2016 Total	2017 Total	2018 YTD
Office of the Chief	\$0.00	\$8,783.87	\$1,251.97	\$381.11	\$0.00
Operations Division	\$6,754.18	\$145,902.95	\$135,511.65	\$118,641.19	\$9,472.14
Services Division	\$5,000.06	\$62,686.44	\$58,035.21	\$72,063.35	\$9,959.09
Investigations Division	\$1,029.78	N/A	\$21,689.72	\$45,845.93	\$1,212.97
Total:	\$12,784.02	\$217,373.26	\$216,488.55	\$236,931.58	\$20,644.20

Significant Issues (not noted above):

None

Public Utilities

High-Profile Projects:

- **Advanced Metering Infrastructure Project** - This project involves installing a network of electric and water meters. We are currently reading 8,386 water meters, 17,777 electric meters with 5,091 disconnect meters and 4,083 two-way load management switches installed. We are well into the third and final phase of the project. We are establishing communication points around the City as required for communications back to the operations center. All of the initial project Gateways are up; we now cover all the way to Havelock. Two additional Gateways are being installed, one on Racetrack Road and the other at the new Blue Water Rise Subdivision.
- **New Underground Developments**

Bluewater Rise Subdivision - New underground residential subdivision. We will be extending our existing underground primary along Old Airport Road and into the new development. We are working on upgrading our underground line to feeder capacity for this new load.

Watercrest Subdivision - This is a new residential section in the Carolina Colours Subdivision. We are extending the three phase underground primary down Landscape Drive to a three phase junction box by the entrance to the subdivision. We will install the underground primary from the junction box to feed this subdivision along with transformers, underground secondary, secondary pedestals and street lights.


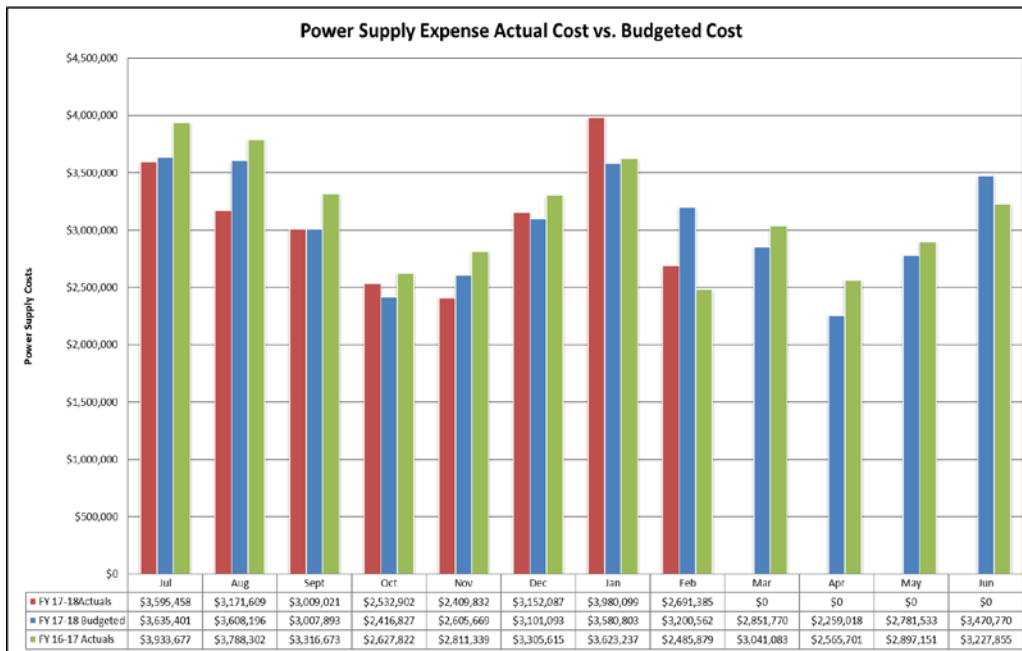
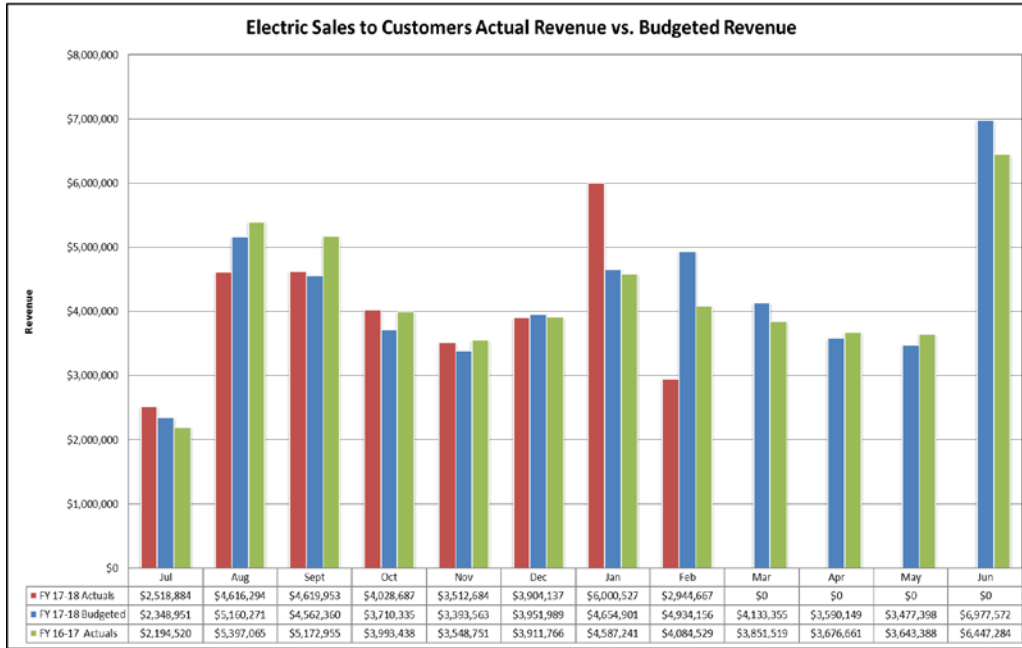
Croatan Crossing Subdivision - Extending single phase underground primary to feed the next phase of Croatan Crossing Subdivision. We will install underground secondary, secondary pedestals and transformers at this location.

New Bern Market Place - This is a new underground commercial complex. We will be serving the parking lot lights and all of the out parcels including the gas station. The underground infrastructure is being installed at this time. Approximately 80 percent of the pipe and 60 percent of the lighting has been installed for this site.
- **Township No. 7 Sewer Improvements – Phase III** - Sewer system infrastructure improvements for increasing transmission capacity. Staff is continuing to work with the property owners from whom the City will need a utility easement in order to construct the project and legal documents for the easements are being prepared.
- **Water Resources Facility** - This involves the construction of a new facility adjacent to the City's existing water treatment plant to house the Water Resources operations and administration staff. The contractor has completed erecting the structural steel for both building and installed the roof and wall panels on the main building. Both of the steel building shells and the parking lot paving is scheduled to be complete by the end of March.
- **West New Bern Water System Improvements** - Water system infrastructure improvements between the Highway 17 and 55 corridors increasing available domestic and fire flow supplies. Staff is continuing to work with the property owners from whom the City will need a utility easement in order to construct the project and legal documents for the easements are being prepared.
- **Spencer & Park Water and Sewer Rehabilitation Project** - Replacement of existing water and sewer infrastructure along Spencer and Park Avenues ahead of planned resurfacing project. The contractor has begun work on the west end of Park Avenue. The work on Park will involve replacement of water services, sewer services, sewer main and storm drain piping.

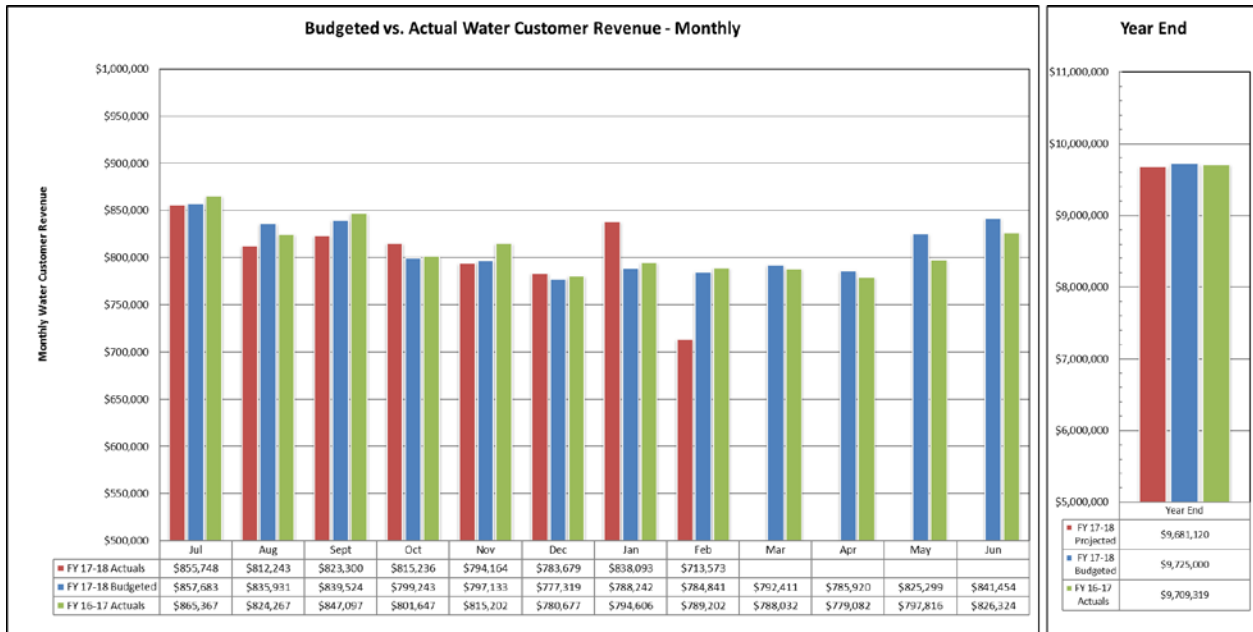
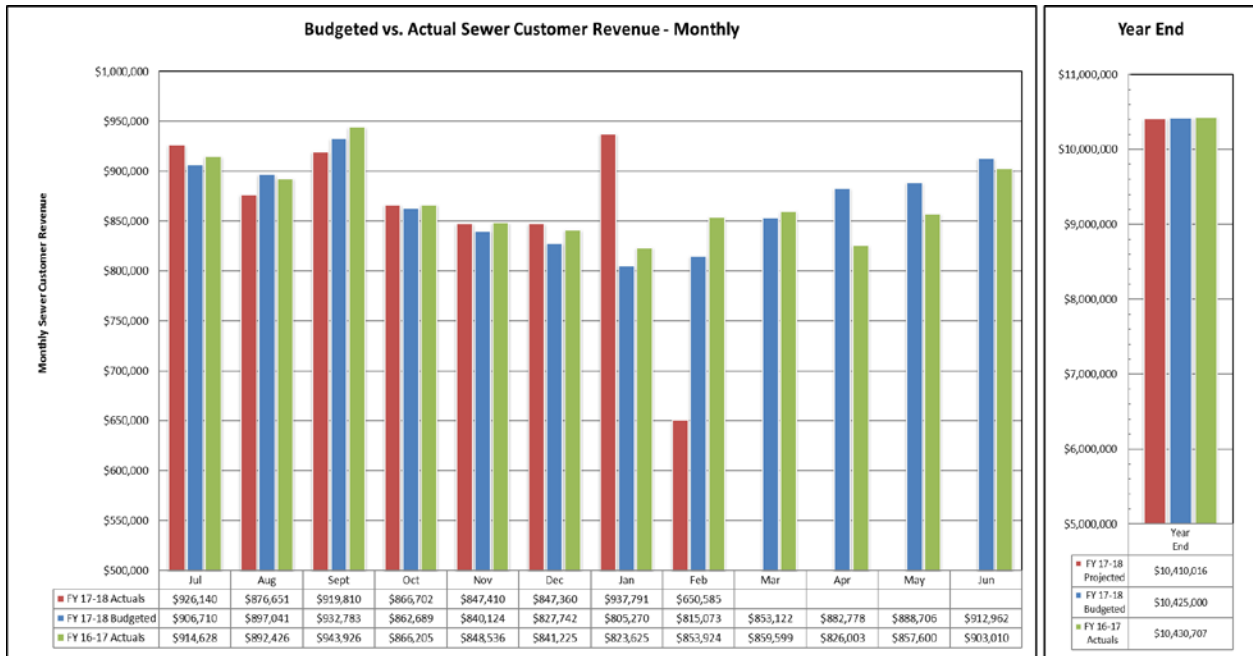
Public Utilities

Electric System Outages and Reliability Statistics				
02-01-18 to 02-28-18				
SAIDI (minutes)	SAIFI (number of interruptions)	CAIDI (minutes)	ASAI (percent)	
10.336	0.187	55.237	99.9981	
02-01-17 to 02-28-17				
SAIDI (minutes)	SAIFI (number of interruptions)	CAIDI (minutes)	ASAI (percent)	
6.407	0.0766	83.692	99.9988	
Feb. 2018				
Sched/Unsched	Cause	Substation	Circuit	Total Outages
Unscheduled	Squirrel			1
Unscheduled	Bird			1
Unscheduled	Human			1
Unscheduled	Vehicle Accident			10
Unscheduled	Electrical Failure			4
Unscheduled	Tree			3
Unscheduled	Equipment Damage			2
Unscheduled	Unknown/Other			4
			Total	26

Public Utilities



Public Utilities



Public Works

Leaf and Limb:

Service Provided (Tons)	FY15-16 Total	FY16-17 YTD	FY17-18 YTD	February 2018
White Goods Collected	18.00	12.38	20.25	0
Brown Goods Collected	3,539.16	3,689.40	2,303.40	323.40
Yard Waste Received	17,958.92	14,530.76	9,872.06	1,410.48
Mulch Dispersed	8,556.95	3,864.30	4,803.48	607.33

City Garage:

Costs	FY15-16 Total	FY16-17 YTD	FY17-18 YTD	February 2018
Services Provided by City Garage:				
Vehicles Serviced	1,643	1,692	1,315	156
Total Labor Cost	\$ 53,147.90	\$ 52,205.30	\$ 38,747.61	\$ 4,178.54
Total Parts Cost	\$150,034.08	\$151,894.04	\$106,539.96	\$11,802.91
Total Cost (Parts + Labor)	\$203,181.98	\$204,099.34	\$145,287.57	\$15,981.45
Services Provided by Contract:				
Vehicles Serviced	674	542	362	41
Total Labor Cost	\$116,862.45	\$111,212.64	\$ 70,955.22	\$ 7,851.52
Total Parts Cost	\$198,068.81	\$174,965.06	\$138,400.49	\$ 9,807.03
Total Cost (Parts + Labor)	\$314,931.26	\$283,177.70	\$209,355.71	\$17,658.55
Total Services Provided (City Garage & Contract):				
Vehicles Serviced	2,317	2,234	1,677	197
Total Labor Cost	\$170,010.35	\$160,418.57	\$109,716.22	\$12,030.06
Total Parts Cost	\$348,052.89	\$327,129.10	\$245,212.84	\$21,609.94
Total Cost (Parts + Labor)	\$518,063.24	\$487,277.04	\$354,929.06	\$33,640.00

Cost by Department	FY15-16 Total	FY16-17 Total	FY17-18 YTD	February 2018
Public Utilities (Electric)	\$ 96,332.89	\$ 89,722.68	\$47,427.07	\$5,841.15
Public Utilities (W&S)	\$120,158.73	\$106,384.36	\$89,264.83	\$4,665.21
Police	\$ 85,547.12	\$ 75,648.03	\$58,956.50	\$5,703.74
Recreation & Parks	\$ 45,296.72	\$ 42,286.71	\$36,461.18	\$1,012.06
Finance	\$ 15,044.94	\$ 11,181.78	\$ 9,184.16	\$ 748.08
Public Works	\$ 86,585.97	\$ 96,169.46	\$68,017.63	\$8,046.98
Fire / Rescue	\$ 54,913.63	\$ 63,315.27	\$43,457.77	\$7,272.81
Human Resources	\$ 13.01	\$ 619.44	\$ 496.96	\$ 0
Development Services	\$ 6,727.03	\$ 1,911.96	\$ 1,660.95	\$ 349.97

Public Works

Significant Issues:

None

Attendance for Board Appointees

Board of Adjustment			
Appointee	February Attendance *	Meetings Missed in 2018 To Date	Appointed By
Alfred Barfield	N/A	0	Mayor
Richard Parsons	N/A	0	Ward 1
Dorothea White	N/A	0	Ward 2
Peter Walker	N/A	0	Ward 3
Benjamin Beasley	N/A	0	Ward 4
Kenneth Brown	N/A	0	Ward 5
John Riggs	N/A	0	Ward 6
Kenneth "Kip" Peregoy	N/A	0	Mayor Outlaw
Steve Strickland	N/A	0	Mayor Outlaw
Lois Jamison	N/A	0	Schaible
Edward Bellis, III	N/A	0	Not Available
Ross Beebe	N/A	0	Not Available

* A meeting was not held in February.

Community Development Advisory Committee			
Appointee	February Attendance *	Meetings Missed in 2018 To Date	Appointed By
Corinne Corr	N/A	0	Ward 1
Carol Williams	N/A	0	Ward 2
Marshall Williams	N/A	0	Ward 3
Vernon Guion	N/A	0	Ward 4
Dell Simmons	N/A	0	Ward 5
Mary Shepard	N/A	0	Ward 6

*A meeting was not held in February. Meetings are held quarterly.

Craven County Tourism Development Authority			
Appointee	February Attendance	Meetings Missed in 2018 To Date	Appointed By
Mark Stephens	Present	0	BOA

Attendance for Board Appointees

Eastern Carolina Council of Government			
Appointee	February Attendance*	Meetings Missed in 2018 To Date	Appointed By
Johnnie Ray Kinsey	Absent	1	Aster

*Attendance is only *required* at January and June meetings.

Friends of New Bern Firemen's Museum, Inc. Board of Directors			
Appointee	February Attendance	Meetings Missed in 2018 To Date	Appointed By
Nancy Mansfield	Present	0	Ward 1
Mike Markham	Present	0	Ward 2
David Finn	Present	0	Ward 3
Juleon Dove	Absent	1	Ward 4
Vacant	N/A	N/A	Ward 5
Carol Zink	Present	0	Ward 6
Gary Lingman	Absent	1	Mayor
Bill Frederick	Present	0	Blackiston
David Pickens	Present	0	Kinsey
Richard Blythe	(Deceased)	0	Blackiston

Historic Preservation Commission			
Appointee	February Attendance	Meetings Missed in 2018 To Date	Appointed By
David Griffith	Present	0	Mayor
Joe Anderson	Present	0	Ward 1
Dr. Ruth Cox	Present	0	Ward 2
Rich Frye	Absent	2	Ward 3
Nancy Gray	Present	0	Ward 4
James Woods Jr.	Present	0	Ward 5
Jim Morrison	Present	0	Ward 6
Tripp Eure	Present	0	Blackiston
James Herring	Absent	1	White

Attendance for Board Appointees

Housing Authority of the City of New Bern			
Appointee	February Attendance	Meetings Missed in 2018 To Date	Appointed By
Steve Strickland	Present	0	Mayor
Joe Anderson	Present	0	Mayor
Pete Monte	Absent	1	Mayor
Barbara Lee	Present	1	Mayor
Rob Overman	Absent	1	Mayor
Molichia Hardy	Present	1	Mayor
Willie Newkirk, Sr.	Present	0	Mayor
Bill Frederick	Present	0	Mayor
Carol Becton	Present	0	Mayor
Denise Harris-Powell	Absent	1	Mayor
Thomas Hardin	Absent	1	Mayor

New Bern Appearance Commission			
Appointee	February Attendance	Meetings Missed in 2018 To Date	Appointed By
Peggy Broadway	Present	0	Ward 1
James Dugan	Present	0	Ward 2
Joseph Cannon	Present	0	Ward 3
Rose Williams	Present	0	Ward 4
Mattie Tatum	Present	1	Ward 5
Kate Rosenstrauch	Present	0	Ward 4

New Bern Area Metropolitan Planning Organization – Transportation Advisory Committee			
Appointee	February Attendance *	Meetings Missed in 2018 To Date	Appointed By
Jeffrey Odham	Present	0	Mitchell
Johnnie Ray Kinsey (Alternate)**	N/A	0	White

**Alternate only *required* when regular appointee is not in attendance.

Attendance for Board Appointees

New Bern-Craven County Public Library Board of Trustees			
Appointee	February Attendance	Meetings Missed in 2018 To Date	Appointed By
Carol Becton	Present	0	Odham
Esther Hardin	Absent	1	Not Available
Erika Foluke	Absent	1	Taylor
Ethel Staten	Present	0	Taylor
Vacant	N/A	0	N/A

Planning & Zoning Board			
Appointee	February Attendance	Meetings Missed in 2018 To Date	Appointed By
Willie Newkirk, Sr.	Absent	1	Mayor
Jerry Walker	Absent	1	Ward 1
Carol Williams	Present	0	Ward 2
Gaspar Sonny Aluzzo	Present	0	Ward 3
Raymond Layton	Present	0	Ward 4
Jeffery Midgett	Present	0	Ward 5
Pat Dougherty	Present	0	Ward 6

Police Civil Service Board			
Appointee	February Attendance*	Meetings Missed in 2018 To Date	Appointed By
Phil Childrey	N/A	0	Odham
Jon Skinner	N/A	0	Mitchell
Craig Baader	N/A	0	Mitchell
Roger Bellamy	N/A	0	White
Chip Hughes	N/A	0	Odham

*Meetings are held for appeals of disciplinary actions only. A meeting was not required in February.

NOTE: At-large appointments reflect the name of the Governing Board member who made the appointment. All other appointments are specific to the Mayor or a Ward and are noted as such.