

NEW BERN



NORTH CAROLINA

Everything comes together here

Departmental Monthly Reports

June 2018

Table of Contents

Development Services	1
Finance	3
Fire	4
Human Resources	5
Parks & Recreation.....	6
Police.....	7
Public Utilities	10
Public Works	14
Attendance for Board Appointees	16

Development Services

Inspections:

Overview	2017 YTD	% Change from Last Year	2018 YTD	MAY 2018	% Change from Previous Month
Commercial Permits – New Construction	112	-40%	55	15	-25%
Residential Permits – New Single Family	44	57%	58	11	0%
Residential Permits – Additions/Remodels	104	-17%	74	14	-17%
Mobile Homes	8	100%	13	2	-200%
Signs	22	-55%	9	3	-200%
Certificates of Occupancy – Residential	43	33%	42	11	27%
Certificates of Occupancy – Commercial	7	-71%	2	0	0%
Total Permit Valuation	\$33,242,973	26%	\$37,990,421	\$4,374,949	-53%

Significant Project Update:

- Volt Center/City Market:** A Resolution was adopted authorizing the City Manager to execute a contract with Bruin Builders, the winning bidder on the project. The recommendation was approved by the USDA. The Board of Aldermen adopted a budget ordinance amendment to fully fund the project and move forward with the contract. Staff met with the Veteran’s Employment Base Camp and Organic Garden Director to discuss the kitchen area, possible partners to execute programs and additional grant opportunities. USDA grant applications are still pending. Staff conducted a tour of the space and review of the plans. Staff met with leadership from Craven Community College to discuss the programs that will be committed to the project initially: HVAC, plumbing, carpentry, electrical and small-engine repair. Potential future programs identified include forklift operation and diesel repair.
- Paint Your Heart Out:** The event was held June 11th thru 16th servicing 15 homes across the city. Projects that were not completed will be finished by area volunteers and churches. A total of 150 volunteers participated for the event. A presentation is being created for public review in July.

Community and Economic Development:

CDBG:

- 18/19:** The City’s allotment is \$242,771. Work has begun on compiling information and agreements for the voluntary slum/blight removal program for residential buildings. Collaborating with minimum housing on gathering case files and program set-up.
- 17/18:** The City’s allotment is \$223,934. Housing rehab for group 4 is slated to start by the end of August 2018. Staff is working to gather final income documentation from homeowners for eligibility. Total amount of funding set aside for this funding year is \$123,000.

Development Services

- **16/17:** The City's allotment is \$250,955. Housing rehab for group four is slated to start by the end of August 2018. Staff is working to gather final income documentation from homeowners for eligibility. Total amount of funding set aside for this funding year is \$76,401.51.
- The CDAC Meeting was held on June 26, 2018. No quorum.
- The housing rehab waiting list has decreased to 22 applicants.

Other:

- **Zoning** – Thirty-nine land-use approvals were issued during the month.
- **GIS** – Staff completed a downtown map/app for parking and the new ordinance. Five new projects were added to the the economic & development projects online web site.
- **HPC** – Provided staff support for the Historical Preservation Commission's regular meeting on June 20, 2018 for the following projects:

New Applications:

- 413 George St.—to include a request to install a 4 foot wooden fence and gates with dog eared pickets in the primary AVC; to install a 6 foot fence in the secondary and tertiary AVC's. Denied.
- 207-213 Middle St. —to include a request to install a masonry and metal fence with a wooden pergola in the primary and secondary AVC's. Approved.
- 101 King St.—to include a request to install a dock consisting of wood piers and wooden decking; to install a mechanical boat lift all in the tertiary AVC. Approved

Minor COA'S Issued:

- 210 Hancock St.—installation of signage
- 216 Metcalf St. —installation of mail slot in front door
- 411 Johnston St.—installation of a driveway
- 609 Hancock St.—installation of a driveway amendment
- 314 & 312 Avenue B—installation of driveways
- 306 New St.—installation of HVAC unit
- 411 Queen St.—installation of a driveway
- 400 S. Front St.—installation of signage

Planning & Zoning: - Provided staff support for the Planning & Zoning Board regular meeting on June 5, 2018 for the following projects:

- Consideration of a Planned Unit Development General Plan for John Thomas Engineering/A. Sydes Construction, Inc. "Hutton Pointe"; a proposed 151 lot Planned Unit Development on a 117.11 +/- acre tract located West of Old Airport Road, and North of County Line Road. The property is further identified as a portion of Craven County Parcel identification number 7-106-001. (Ward 3). – Motion to continue until June 5, 2018: passed unanimously (7-0)
- Consideration of a Final Plan Approval submitted by Overlook Holdings, LLC for Carolina Colours "Watercrest Subdivision"; an 18 lot subdivision on an 8.74 +/- acre tract located on the southern side of Landscape Drive. The property is further identified as a portion of Craven County Parcel ID number 7-104-12004. (Ward 3) – Motion to approve the Watercrest Subdivision final plan: passed unanimously (7-0)
- Consideration of a request by the City of New Bern to amend Section 15-15 of the City of New Bern Land Use Ordinance; "Basic definitions and interpretations". Motion to recommend the Board of Aldermen approve the proposed ordinance changes: passed unanimously (7-0)

Finance

Fund Balance Available for Appropriation and Days Cash on Hand:

Fund	As of 06/30/15	As of 06/30/16	As of 6/30/17	Estimate for April 2018*	Estimate for May 2018*
Water (Available)	\$7,885,359	\$8,497,223	\$6,298,596	\$6,598,299	\$6,531,373
Water (Days)	497	516	340	378	368
Sewer (Available)	\$3,441,193	\$3,422,417	\$4,035,133	\$3,874,175	\$4,329,155
Sewer (Days)	196	227	275	205	227
Electric (Available)	\$9,187,629	\$11,138,265	\$11,039,354	\$15,210,954	\$15,390,069
Electric (Days)	94	130	126	143	149
General (Available)	\$15,531,641	\$16,186,421	\$14,885,387	\$16,527,751	\$14,498,521
General %	56.95%	45.63%	45.47%	41.00%	35.88%

*The actual fund balance and Days Cash on Hand for each fiscal year are determined after the completion of the Comprehensive Annual Financial Report. The amounts above are estimates based on current financial information.

Significant Issues:

None

Fire

Fire Suppression:

Incidents	2017 Total	2018 YTD	May Last Month	June Month
*Number of Incidents	1,603	861	134	157
90% Response Time to Incidents	7 minutes 25 seconds	7 minutes 42 seconds	9 minutes 32 seconds	8 minutes 37 seconds
Endangered Property Value	\$21,736,200	\$24,348,510	\$2,310,880	\$5,354,600
Property Losses Due to Fire	\$1,662,990	\$9,956,746	\$267,700	\$61,620
Percentage of Saved Property Value	92.35%	59.11%	88.42%	98.85%
Overlapping Incidents	163	111	7	16

Fire Prevention:

Prevention Statistics	2017 Total	2018 YTD	May Last Month	June Month
Fire Investigations	40	19	0	1
Fire Inspections	1,553	1,061	180	117
Permits Issued	92	49	10	8
Child-Passenger Seat Checks	207	82	16	13
People Educated Through Public Fire & Life-Safety Programs	9,476	2,553	899	197

Narcans:

Statistics	2017 Total	2018 YTD	May Last Month	June Month
Overdose Calls Responded To	78	26	6	9
Instances Narcan Administered	14	6	1	1

Significant Issues:

- 8 smoke alarms were installed this month (as compared to 6 in June, 2017).
- Continued with Leadership Development Training with Facilitator James Rowan via webinars.
- Advertised for Fire Prevention Inspector position.

Human Resources

City-Wide Vacancies:

Department	Budgeted Positions	Separations During the Month	Positions Filled By External Candidates During the Month	Current Vacancies	Turnover FY16/17	Turnover FY17/18
Administration	12	0	0	1	0	2
Development Services	18	1	0	2	1	5
Finance	39	2	0	2	5	2
Fire	66	0	1	3	1	3
Human Resources	5	0	0	0	0	1
Parks & Recreation	29	0	0	2	3	3
Police	115	2	0	7	14	13
Public Utilities (Electric)	51	0	2	3	2	8
Public Works	47	2	0	4	7	9
Water Resources	78	0	1	4	9	7
Totals:	460*	7	4	28**	42	53

**Includes regular and 2 grant-funded positions approved for the fiscal year; also includes 1 part-time position in Parks & Recreation; does not include seasonal positions.*

***Current vacancies due to separations from employment, promotions, demotions and transfers.*

Safety News:

Workers' Compensation	2017	2018
Current Month's Claims	3 OSHA Recordable 1 Lost Time 1 Non-Recordable 0 Denied	0 OSHA Recordable 0 Lost Time 0 Non-Recordable 0 Denied
Year-to-Date Claims	30 Recordable 10 Non-Recordable	22 Recordable 9 Non-Recordable
Current Month Costs	\$113,495.53	\$15,632.15
Year-to-Date Costs	\$581,368.36	568,512.03

Other:
None

Parks and Recreation

Significant Issues:

- The Trent Cadillac GMC Footloose on the Neuse Summer Concert Series was held on June 15th featuring Soul Psychedelique with 700 in attendance and June 29th featuring Jukebox Revolver with 450 in attendance. The June 29th concert ended after an hour due to severe weather.
- The New Bern Aquatic Center is now open daily through the summer. Youth swimming lessons are being offered. The classes are currently at full capacity.
- Summer day camps are being offered at both recreation centers. Participation levels for all camps have seen a 75% - 100% increase over the 2017 camp enrollment.
- Registration for youth flag and tackle football is ongoing through the end of July.
- The George Street Sprayground is now open daily 12 noon – 6 p.m.
- On June 21st, authorization was received from the State to install riprap at Donald Lee Miller Park. The riprap will stabilize the eroding shoreline. Work is scheduled to begin by mid-July.

Police

Crime:

Incidents & Arrests	Current Month Total	2015 Total	2016 Total	2017 Total	2018 YTD
NIBRs* Group A Incidents	217	2,522	2,540	2,536	1,289
NIBRs* Group B Incidents (Arrests)	85	695	723	825	479
Adult Arrests	159	1,538	1,495	1,739	854
Juvenile Arrests	3	25	10	10	4
Total Arrests	162	1,563	1,505	1,749	858
Police Calls for Service	4,082	41,878	43,949	46,757	22,391
Business Alarms Dispatched	200	1,382	1,968	1,988	906
Residential Alarms Dispatched	56	777	878	758	354
Alarm Calls (PD Dispatched)	256	2,159	2,846	2,746	1,260

**NIBRs = National Incident-Based Reporting System*

Monthly and year-to-date totals are subject to change due to reports being submitted/merged after the month for which they were reported and to account for corrections/changes to the original classifications.

Index Crime Report	Current Month Total	2015 Total	2016 Total	2017 Total	2018 YTD
Homicide	0	9	3	4	0
Rape	1	5	11	8	4
Robbery	1	30	50	58	18
Aggravated Assault	10	68	82	93	41
B&E – Residence	12	181	168	160	74
B&E – Business	1	35	27	43	9
Theft from Motor Vehicle	7	157	173	187	64
Larceny	75	867	796	718	383
Motor Vehicle Theft	5	32	30	20	20
Arson	0	3	6	3	3
Total:	112	1,387	1,346	1,294	616

Criminal Investigations	Current Month Total	2015 Total	2016 Total	2017 Total	2018 YTD
Cases Assigned	21	141	179	108	97
Cases Closed	0	72	101	45	19

Police

Crime Analysis		
Top 5 Calls for Service & Number of Incidents	<u>June 2018</u> 1) Traffic Stop: 472 2) Follow Up Report: 245 3) Security Check Business: 241 4) Intel: 223 5) Citizen Assist: 206	<u>2018 YTD</u> 1) Traffic Stop: 2,757 2) Security Check Business: 1,583 3) Follow Up Report: 1,343 4) Citizen Assist: 1,162 5) Alarm Business: 884
Top 5 Calls for Service by Location and Number of Incidents	1) 601 George St., Police Department – 254 2) 3105 M L King Jr Blvd., Wal-Mart – 71 3) 233 Middle St., O’Marks Building – 53 4) 1310 Country Club Rd., Pembroke Overpass - 52 5) 248 Craven St., Dunn Building - 51	
Top 3 Crime Locations for Current Month and Number of Incidents	1) 3105 M L King Jr Blvd, Wal-Mart (Larceny, Fraudulent Activities) – 9 2) 3034 M L King Jr Blvd, Mall (Larceny) – 6 3) 2710 M L King Jr Blvd, M L King Jr Blvd Overpass (Traffic Stop, Solicitation) – 4	

Cases of Note	
2018-21883 – Gunshot Victim / Evergreen Cemetery, 2200 E. Rose St.	Case is under further investigation. Victim is not cooperative but leads are being followed.
2018-19463 – Gunshot Victim / Flyers bar, 3202 Neuse Blvd.	Case is under further investigation. Victims are not cooperative but leads are being followed.
2018-14755 – Armed Robbery / Speedway, 3314 Neuse Blvd.	Case is under further investigation. Interviews to be set up with person of interest and leads are being followed.
2018-15675 – Armed Robbery / Hampton Inn, Hotel Dr.	Case is under further investigation. Interviews to be set up with person of interest and leads are being followed.
2018-17810 – Armed Robbery / Waffle House, M. L. King, Jr. Blvd.	Case is under further investigation. Interviews to be set up with person of interest and leads are being followed.
2018-17415 – Sex Other / HJ MacDonald School, 3127 Elizabeth Ave.	Case is under further investigation. Interviews to be set up with person of interest and victims.

Police

Personnel:

Extra Duty Hours	2015 Total	2016 Total	2017 Total	2018 YTD
378	2,161	3,299	4,076.75	2,151

Overtime in Dollars	Current Month	2015 Total	2016 Total	2017 Total	2018 YTD
Office of the Chief	\$0.00	\$8,783.87	\$1,251.97	\$381.11	\$90.76
Operations Division	\$2,028.39	\$145,902.95	\$135,511.65	\$118,641.19	\$38,332.19
Services Division	\$5,381.50	\$62,686.44	\$58,035.21	\$72,063.35	\$41,345.89
Investigations Division	\$1,453.97	N/A	\$21,689.72	\$45,845.93	\$7,553.76
Total:	\$8,863.86	\$217,373.26	\$216,488.55	\$236,931.58	\$87,340.60

Significant Issues (not noted above):

None

Public Utilities

High-Profile Projects:

- **Advanced Metering Infrastructure Project.** This involves installing a network of electric and water meters with the necessary infrastructure to remotely read, bill, and control the devices. We are currently reading 9,222 water meters, 19,704 electric meters with 6,438 disconnect meters and 4,460 two-way load management switches installed. We are establishing communication points around the City as required for communications back to the operations center. All of the initial project Gateways are up and running. Project is on track to be completed by December 2018.
- **New Underground Developments**

Bluewater Rise Subdivision - New underground residential subdivision. We will be extending our existing underground primary along Old Airport Road and into the new development. We are working on upgrading our underground line to feeder capacity for this new load. The infrastructure for the first phase of the subdivision has been completed and work has begun the second and third phases.

Watercrest Subdivision - This is a new residential section in the Carolina Colours Subdivision. We are extending the three phase underground primary down Landscape Drive to a three phase junction box by the entrance to the subdivision. We will install the underground primary from the junction box to feed this subdivision along with transformers, underground secondary, secondary pedestals and street lights.

Croatan Crossing Subdivision - Extending single phase underground primary to feed the next phase of Croatan Crossing Subdivision. We will install underground secondary, secondary pedestals and transformers at this location. The Station House Road portion of this project has been completed.

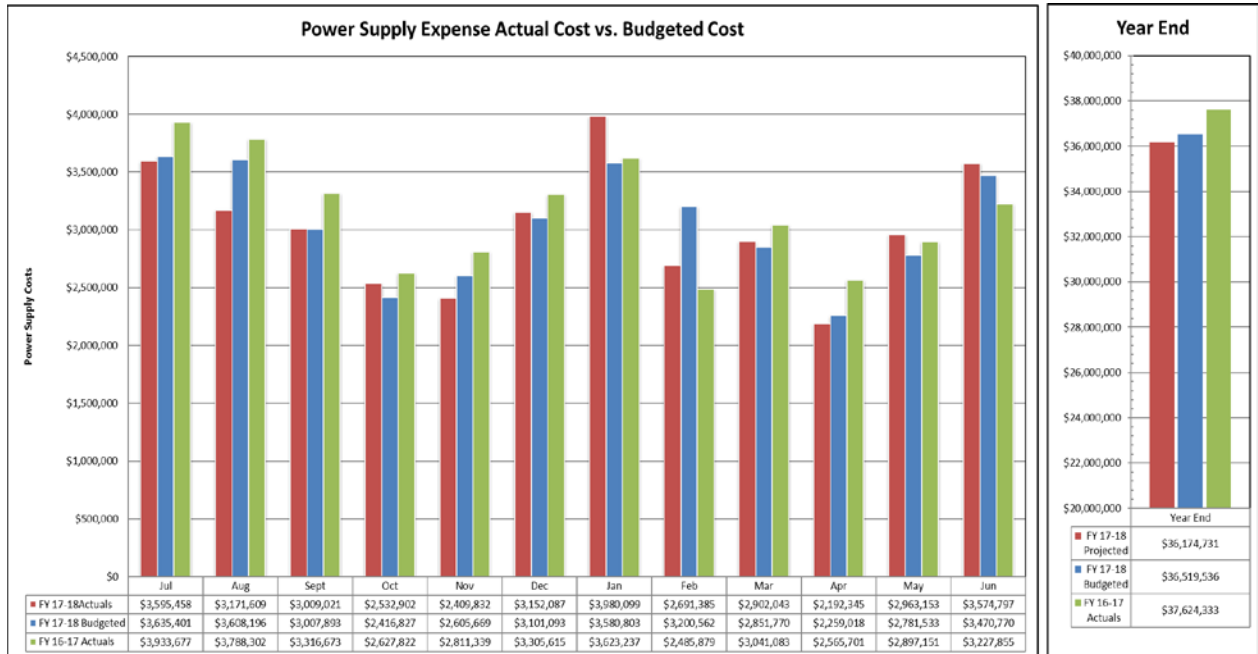
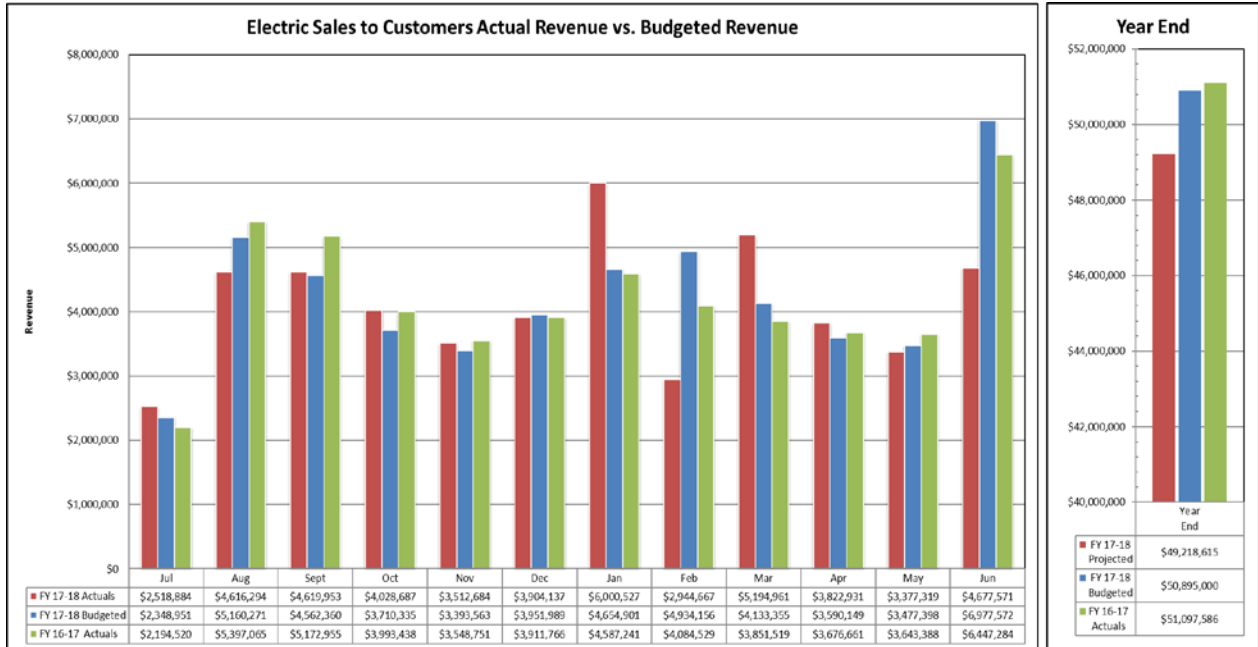
New Bern Market Place - This is a new underground commercial complex. We will be serving the parking lot lights and all of the out parcels including the gas station. The underground infrastructure has been installed and we will proceed as new customers are added.
- **Township No. 7 Sewer Improvements – Phase III** – Sewer system infrastructure improvements for increasing transmission capacity. Staff is continuing to work with the property owners from whom the City will need a utility easement in order to construct the project and legal documents for the easements are being prepared.
- **Water Resources Facility** – This involves the construction of a new facility adjacent to the City's existing water treatment plant to house the Water Resources operations and administration staff. All of the site work has been completed, with the exception of the landscaping, which is scheduled to be completed by mid-July. The interior up-fit for the office has continued to progress on schedule and all work is scheduled to be complete by mid-July.
- **West New Bern Water System Improvements** – Water system infrastructure improvements between the Highway 17 and 55 corridors increasing available domestic and fire flow supplies. Staff is continuing to work with the property owners from whom the City will need a utility easement in order to construct the project and legal documents for the easements are being prepared.
- **Spencer & Park Water and Sewer Rehabilitation Project** – Replacement of existing water and sewer infrastructure along Spencer and Park Avenue ahead of planned resurfacing project. The contractor has completed the improvements in the 1300 & 1400 blocks of Spencer. The contractor will continue to move along Spencer from east to west over the next few months.

Public Utilities

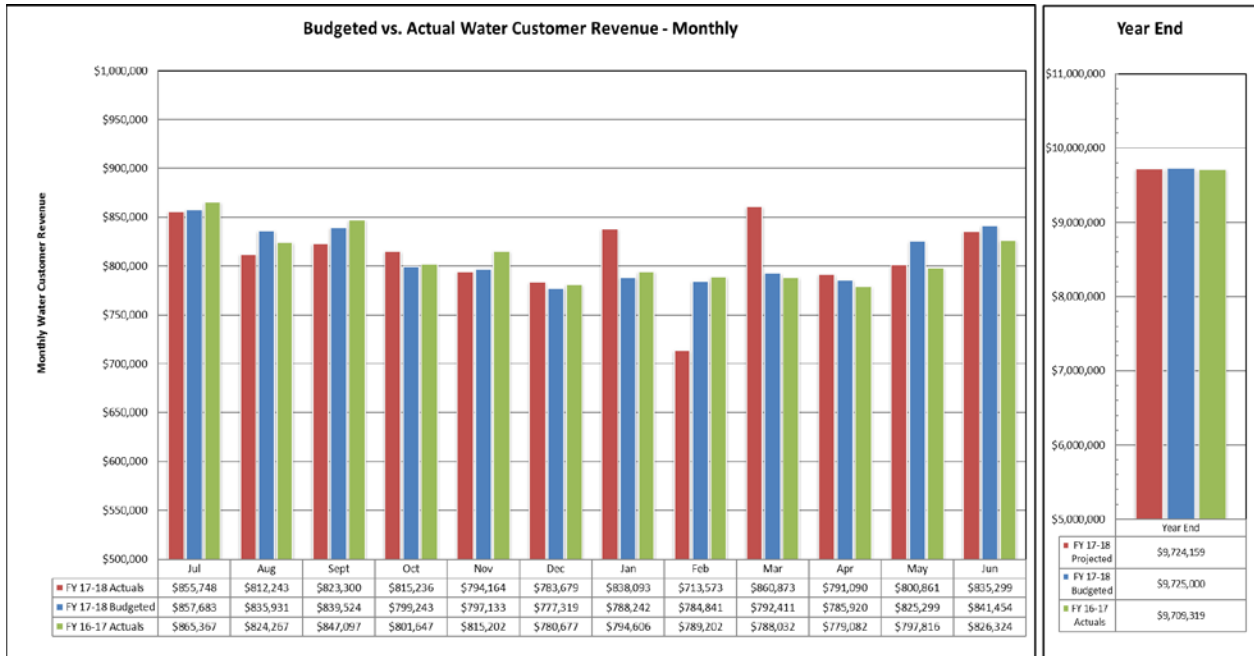
- Johnson & King Water, Sewer, and Storm Drain Rehabilitation Project** – Replacement of existing water, sewer, and storm drain infrastructure along Johnson and King Street. Bids for this project have been received and staff is working with the low bidder to execute contracts and establish a construction contract. At this point, construction is expected to start in late summer/early fall.

Electric System Outages and Reliability Statistics				
	June 2018	2018 YTD		
No. of Interruptions	34	189		
No. of Customer Out Customers Minutes	6010	22,716		
Out	535,682	1,273,657		
06-01-17 to 06-30-18				
SAIDI (minutes)	SAIFI (number of interruptions)	CAIDI (minutes)	ASAI (percent)	
13.278	0.202	65.691	99.9976	
06-01-16 to 06-30-17				
SAIDI (minutes)	SAIFI (number of interruptions)	CAIDI (minutes)	ASAI (percent)	
6.454	0.107	60.048	99.9988	
June 2018				
Sched/Unsched	Cause	Substation	Circuit	Total Outages
Unscheduled	Equipment Worn			1
Unscheduled	Out			2
Unscheduled	Equipment Damage			1
Unscheduled	Replacement			7
Unscheduled	Electrical Failure			12
Unscheduled	Storm: Ice, Wind, Lightning			5
Unscheduled	Tree/Vine			7
Unscheduled	Bird/Squirrel			1
Unscheduled	Vehicle Accident			3
Unscheduled	Unknown/Other			39
			Total	

Public Utilities



Public Utilities



Public Works

Leaf and Limb:

Service Provided (Tons)	FY15-16 Total	FY16-17 YTD	FY17-18 YTD	June 2018
White Goods Collected	18.00	12.38	27.00	0
Brown Goods Collected	3,539.16	3,689.40	3,603.60	277.20
Yard Waste Received	17,958.92	14,530.76	14,518.26	1,240.64
Mulch Dispersed	8,556.95	3,864.30	6,419.37	407.33

City Garage:

Costs	FY15-16 Total	FY16-17 YTD	FY17-18 YTD	June 2018
Services Provided by City Garage:				
Vehicles Serviced	1,643	1,692	2,007	170
Total Labor Cost	\$ 53,147.90	\$ 52,205.30	\$ 59,457.53	\$ 6,381.03
Total Parts Cost	\$150,034.08	\$151,894.04	\$158,265.30	\$ 15,248.50
Total Cost (Parts + Labor)	\$203,181.98	\$204,099.34	\$217,722.83	\$21,629.53
Services Provided by Contract:				
Vehicles Serviced	674	542	551	45
Total Labor Cost	\$116,862.45	\$111,212.64	\$103,943.03	\$ 5,539.62
Total Parts Cost	\$198,068.81	\$174,965.06	\$190,999.15	\$7,863.66
Total Cost (Parts + Labor)	\$314,931.26	\$283,177.70	\$294,942.18	\$13,403.28
Total Services Provided (City Garage & Contract):				
Vehicles Serviced	2,317	2,234	2,558	215
Total Labor Cost	\$170,010.35	\$160,418.57	\$163,413.50	\$11,920.65
Total Parts Cost	\$348,052.89	\$327,129.10	\$349,536.84	\$23,112.16
Total Cost (Parts + Labor)	\$518,063.24	\$487,277.04	\$512,950.34	\$35,032.81

Cost by Department	FY15-16 Total	FY16-17 Total	FY17-18 YTD	June 2018
Public Utilities (Electric)	\$ 96,332.89	\$ 89,722.68	\$ 77,364.66	\$3,047.73
Public Utilities (W&S)	\$120,158.73	\$106,384.36	\$119,216.35	\$5,702.06
Police	\$ 85,547.12	\$ 75,648.03	\$ 87,738.96	\$8,178.44
Recreation & Parks	\$ 45,296.72	\$ 42,286.71	\$ 44,518.24	\$1,699.25
Finance	\$ 15,044.94	\$ 11,181.78	\$ 14,017.76	\$823.60
Public Works	\$ 86,585.97	\$ 96,169.46	\$ 92,786.18	\$8,745.47
Fire / Rescue	\$ 54,913.63	\$ 63,315.27	\$ 74,337.71	\$6,420.71
Human Resources	\$ 13.01	\$ 619.44	\$ 745.40	\$ 248.44
Development Services	\$ 6,727.03	\$ 1,911.96	\$ 2,225.08	\$ 167.11

Public Works

Significant Issues:

None

Attendance for Board Appointees

Board of Adjustment			
Appointee	June Attendance	Meetings Missed in 2018 To Date	Appointed By
Alfred Barfield	Absent	2	Mayor
Richard Parsons	Present	0	Ward 1
Dorothea White	Present	0	Ward 2
Peter Walker	Resigned	N/A	Ward 3
Benjamin Beasley	Present	0	Ward 4
Kenneth Brown	Present	0	Ward 5
John Riggs	Present	0	Ward 6
Kenneth "Kip" Peregoy	Present	1	Mayor Outlaw
Steve Strickland	Present	0	Mayor Outlaw
Lois Jamison	Absent	1	Schaible
Edward Bellis, III	Present	1	Not Available
Ross Beebe	Absent	1	Not Available

Community Development Advisory Committee			
Appointee	June Attendance	Meetings Missed in 2018 To Date	Appointed By
Corinne Corr	Present	1	Ward 1
Carol Williams	Absent	1	Ward 2
Marshall Williams	Present	0	Ward 3
Vernon Guion	Absent	2	Ward 4
Dell Simmons	Present	0	Ward 5
Mary Shepard	Absent	2	Ward 6

Meetings are held quarterly.

Craven County Tourism Development Authority			
Appointee	June Attendance	Meetings Missed in 2018 To Date	Appointed By
Mark Stephens	Present	0	BOA

Attendance for Board Appointees

Eastern Carolina Council of Government			
Appointee	June Attendance*	Meetings Missed in 2018 To Date	Appointed By
Johnnie Ray Kinsey	Present	1	Aster

*Attendance is only *required* at January and June meetings.

Friends of New Bern Firemen's Museum, Inc. Board of Directors			
Appointee	June Attendance	Meetings Missed in 2018 To Date	Appointed By
Nancy Mansfield	Absent	1	Ward 1
Mike Markham	Present	0	Ward 2
David Finn	Present	0	Ward 3
Juleon Dove	Absent	5	Ward 4
Henry Watson	Present	0	Ward 5
Carol Zink	Present	2	Ward 6
Gary Lingman	Absent	3	Mayor
Bill Frederick	Present	0	Blackiston
David Pickens	Present	1	Kinsey
Bobby Aster	Present	1	Odham

Historic Preservation Commission			
Appointee	June Attendance	Meetings Missed in 2018 To Date	Appointed By
David Griffith	Absent	1	Mayor
Joe Anderson	Present	0	Ward 1
Dr. Ruth Cox	Absent	1	Ward 2
Rich Frye	Resigned	N/A	Ward 3
Nancy Gray	Resigned	N/A	Ward 4
James Woods Jr.	Present	2	Ward 5
Jim Morrison	Present	0	Ward 6
Tripp Eure	Present	0	Blackiston
James Herring	Present	1	White

Attendance for Board Appointees

Housing Authority of the City of New Bern			
Appointee	June Attendance	Meetings Missed in 2018 To Date	Appointed By
Steve Strickland	Present	0	Mayor
Joe Anderson	Present	0	Mayor
Pete Monte	Present	1	Mayor
Barbara Lee	Absent	3	Mayor
Rob Overman	Present	1	Mayor
Molichia Hardy	Present	2	Mayor
Willie Newkirk, Sr.	Present	1	Mayor
Bill Frederick	Present	1	Mayor
Carol Becton	Present	0	Mayor
Denise Harris-Powell	Present	2	Mayor
Thomas Hardin	Present	2	Mayor

New Bern Appearance Commission			
Appointee	June Attendance	Meetings Missed in 2018 To Date	Appointed By
James Dugan	Present	1	Ward 2 - Taylor
Joseph Cannon	Present	0	Ward 3 - Mitchell
Rose Williams	Present	0	Ward 4 - Kinsey
Mattie Tatum	Absent	3	Ward 5 - White
Kate Rosenstrauch	Present	0	Ward 4 - Kinsey
John Phaup	Absent	1	Ward 5 - Best
Mike Duffy	Present	0	Ward 6 - Odham

*NOTE: Appointments previously made at-large until recent revision in ordinance to provide for rotating appointments among BOA. Next vacancy to be filled by Mayor.

New Bern Area Metropolitan Planning Organization – Transportation Advisory Committee			
Appointee	June * Attendance	Meetings Missed in 2018 To Date	Appointed By
Jeffrey Odham	N/A	0	Mitchell
Johnnie Ray Kinsey (Alternate)*	N/A	0	White

* Alternate only *required* when regular appointee is not in attendance. A meeting was not held in June.

Attendance for Board Appointees

New Bern-Craven County Public Library Board of Trustees			
Appointee	June * Attendance	Meetings Missed in 2018 To Date	Appointed By
Carol Becton	N/A	0	Odham
Esther Hardin	N/A	2	Not Available
Erika Foluke	N/A	2	Taylor
Ethel Staten	N/A	0	Taylor
Sabrina Bengel	N/A	0	Aster

*A meeting was not held in June.

Planning & Zoning Board			
Appointee	June Attendance	Meetings Missed in 2018 To Date	Appointed By
Willie Newkirk, Sr.	Absent	4	Mayor
Jerry Walker	Present	1	Ward 1
Carol Williams	Absent	2	Ward 2
Gaspar Sonny Aluzzo	Present	0	Ward 3
Raymond Layton	Present	0	Ward 4
Jeffery Midgett	Absent	2	Ward 5
Pat Dougherty	Present	0	Ward 6

Police Civil Service Board			
Appointee	June Attendance	Meetings Missed in 2018 To Date	Appointed By
Phil Childrey	N/A	0	Odham
Jon Skinner	N/A	1	Mitchell
Craig Baader	N/A	0	Mitchell
Roger Bellamy	N/A	0	White
Chip Hughes	N/A	0	Odham

*Meetings are held for appeals of disciplinary actions only. A meeting was not required in June.

NOTE: At-large appointments reflect the name of the Governing Board member who made the appointment. All other appointments are specific to the Mayor or a Ward and are noted as such.