

NEW BERN



NORTH CAROLINA

Everything comes together here

Departmental Monthly Reports

June 2023

Table of Contents

Development Services.....	2
Finance.....	5
Fire.....	8
Human Resources	12
Parks & Recreation.....	13
Police.....	14
Public Utilities.....	16
Public Works	20
Attendance for Board Appointees	21

Development Services

Inspections:

Overview	2022 YTD	2023 YTD	May 2023	June 2023
Commercial Permits – New Construction	44	25	4	1
Residential Permits – New Single Family	227	127	24	12
Residential Permits – Additions/Remodels	178	93	20	11
Mobile Homes	23	5	0	0
Signs	33	28	4	7
Certificates of Occupancy – Residential	322	129	24	12
Certificates of Occupancy – Commercial	59	42	4	13
Zoning Violations (Chapter 15)		12	10	2
Nuisance Violations (Chapter 26)		121	45	76
Minimum Housing Violations (Residential) (Chapter 38)		15	7	8
Minimum Housing Violations (Commercial) (Chapter 39)		0	0	0
Total Permit Valuation	\$210,167,982	\$48,030,449	\$8,070,587	\$4,525,018

Economic and Community Development:

- Staff attended the NC Flood Resiliency Blueprint Roundtable Local Leader Meeting hosted (NCDEQ) at the Riverfront Convention Center June 1.
- Staff attended the Neuse Regional Workshop hosted by NCDEQ as part of the NC Flood Resiliency Blueprint project. The meeting was at the Riverfront Convention Center on June 1.
- Staff attended a virtual meeting with American Flood Coalition on their Cohort project on June 16.
- Staff attended the Regional Economic Development Summit held at the Pitt County Agricultural Center in Greenville on June 21.

Zoning:

- **Board of Adjustment:** The Board reviewed issued a Special Use Permit for an educational use located at 2105 Country Club Road.
- **Planning Board:** The Planning Board reviewed and recommended three rezoning cases and continued discussion on text amendments regarding downtown parking.

Historic Preservation:

- At the June 7, 2023, HPC Design Review Meeting, 7 projects were prepared, 1 canceled, 6 were reviewed and discussed, 3 were directed to staff as minor work, 1 project was ready for the Regular meeting. Reports were made from 3 of the 4 Work Groups – Prevention of Demolition by Neglect, Guidelines Updates, and Historic Property Owners Support.
- At the June 21, 2023, HPC Regular Meeting, 2 projects were prepared, reviewed, discussed, and 1 was approved with conditions. The other was continued after the applicant agreed to extend the approval deadline to October 1. A discussion was held regarding two text amendments and

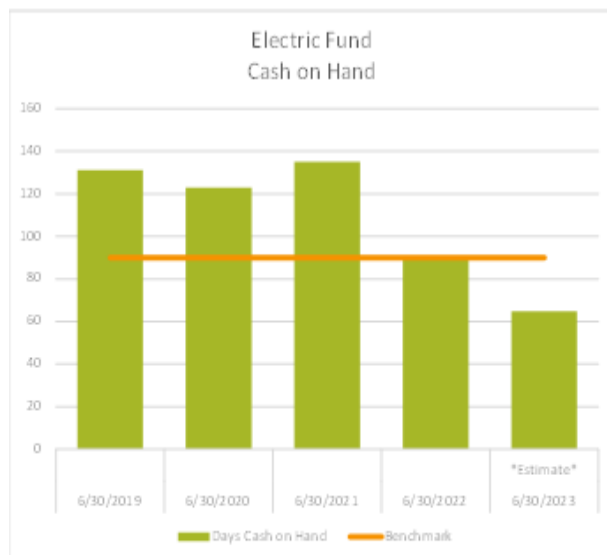
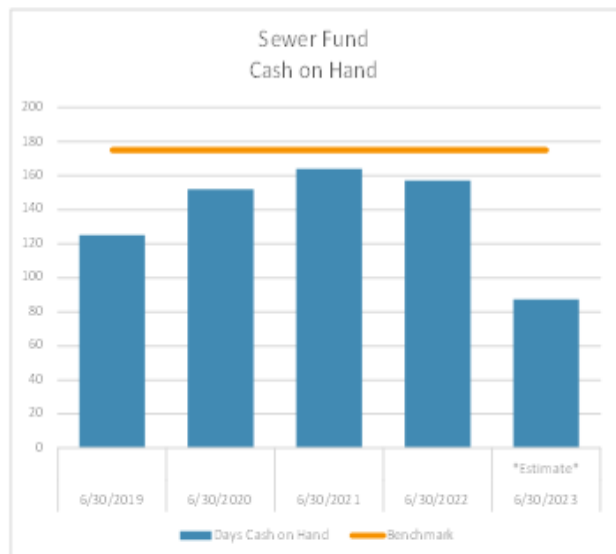
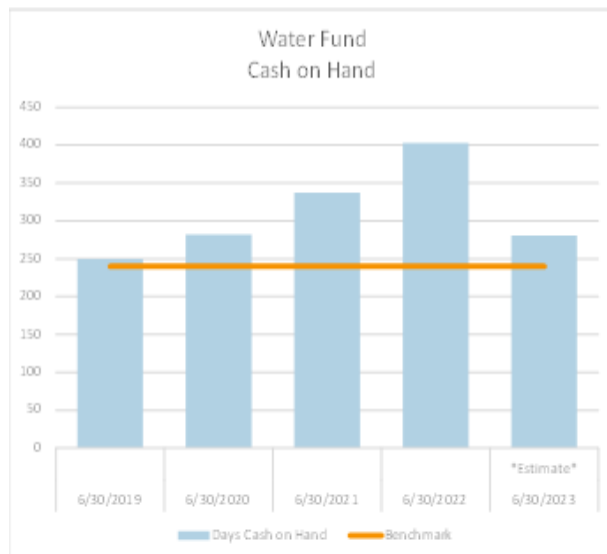
the HPC voted to recommend approval by the Aldermen. 1 set of meeting minutes and 2 Written Decisions were approved.

- Major CoAs issued: 1
 - Minor CoAs issued: 5
 - Tree Replacement Permits issued: 1
-

Finance

ENTERPRISE FUNDS – CASH ON HAND

FUND	6/30/2019	6/30/2020	6/30/2021	6/30/2022	6/30/2023 *Estimate*
Water Fund	\$ 7,340,138	\$ 8,316,009	\$ 9,927,702	\$ 12,581,017	\$ 11,212,199
Days Cash on Hand	250	282	337	403	281
Sewer Fund	\$ 4,460,409	\$ 5,096,368	\$ 5,829,222	\$ 5,894,215	\$ 4,690,229
Days Cash on Hand	125	152	164	157	87
Electric Fund	\$ 20,212,152	\$ 18,891,493	\$ 20,589,859	\$ 14,488,683	\$ 10,525,103
Days Cash on Hand	131	123	135	89	65



Benchmarks reflect the Minimum Operating Cash Reserve Levels established in the Utility Cash Reserve Policy adopted December 3, 2014. Minimum Days Cash on Hand:

Electric | 90 days

Water | 240 days

Sewer | 175 days

Actual Days Cash on Hand for each fiscal year are determined after the completion of the Annual Comprehensive Financial Report. The amounts above are estimates based on current financial information.

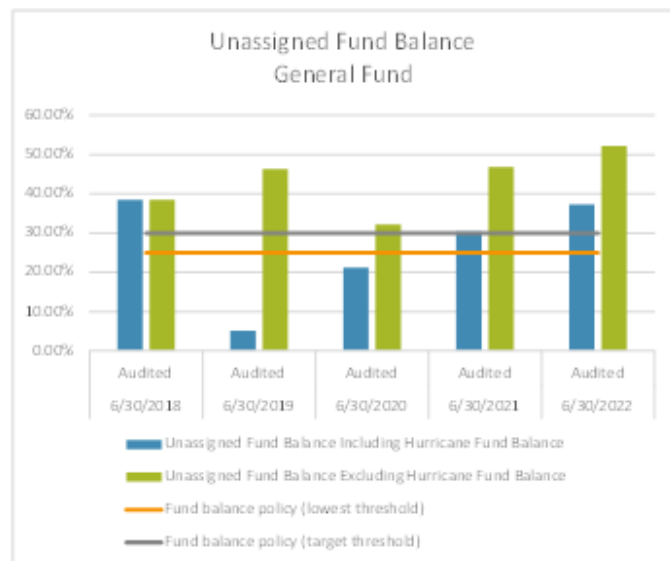
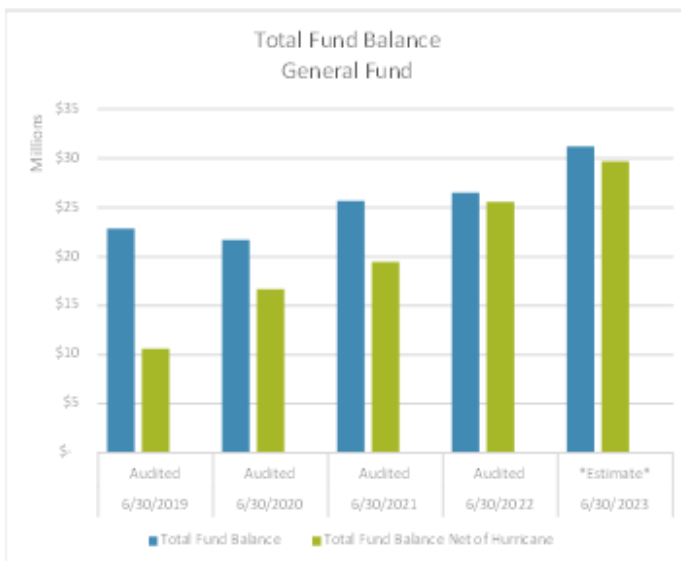
GENERAL FUND – CASH ON HAND

FUND	AS OF 6/30/2019	AS OF 6/30/2020	AS OF 6/30/2021	AS OF 6/30/2022	AS OF 6/30/2023 *Estimate*
General Fund	18,354,389	15,877,194	21,847,635	23,148,922	29,325,264
Florence Fund	(11,578,971)	(5,099,694)	(5,354,700)	(3,868,444)	(3,481,462)
Dorian Fund	-	(1,457,187)	(424,424)	(424,424)	(341,513)
Isaias Fund	-	-	(386,919)	4,889	4,889
Net General Fund	6,775,417	9,320,313	15,681,592	18,860,943	25,507,178

Actual Fund Balance for each fiscal year is determined after the completion of the Annual Comprehensive Financial Report. The estimates are based on current financial information.

GENERAL FUND – FUND BALANCE

FUND	AS OF 6/30/2019 Audited	AS OF 6/30/2020 Audited	AS OF 6/30/2021 Audited	AS OF 6/30/2022 Audited	AS OF 6/30/2023 *Estimate*
Total Fund Balance	\$ 22,829,395	\$ 21,681,255	\$ 25,687,191	\$ 26,473,854	\$ 31,199,759
Total Fund Balance Net of Hurricane Funds	\$ 10,628,789	\$ 16,676,063	\$ 19,461,424	\$ 25,536,813	\$ 29,692,032
Unassigned Fund Balance	5.19%	21.18%	30.34%	37.30%	N/A
Unassigned Fund Balance Excluding Hurricane Fund Balance	46.29%	32.15%	46.88%	52.10%	N/A



The chart on the left illustrates the total fund balance (includes all types of fund balance) and the chart on the right illustrates only the unassigned (non-appropriated) fund balance.

In the respective charts, the blue bar represents the fund balances if there were no hurricane funds; the green bar represents the fund including hurricane fund deficits. Benchmarks reflect the fund balance policy adopted February 27, 2018, where the City shall maintain Available Fund Balance of at least 25% for the General Fund and shall strive to maintain approximately 35%.

FEMA RECONCILIATION

Reconciliation report for Hurricane Florence Costs and FEMA and Insurance Reimbursements
For the period ending: 6/30/23

Category	Obligated by FEMA*	Insurance funds received	Total for Project	Paid by City	Rec'd from FEMA	% Reimbursed	Payments in process from FEMA	Due from FEMA**	notes
Police & Fire	\$ 546,971		\$ 546,971	\$ 1,009,158	\$ 410,229	41%		\$ 598,929	1, 2
Stanley White	7,506,649	500,000	8,006,649	852,723	575,492	67%	277,232	-	
Miscellaneous Projects	1,930,670	324,634	2,255,304	764,781	132,718	17%		632,063	
Drainage CAT A*	32,769,995		32,769,995	5,268,209	5,225,112	99%	36,615	6,483	
Ditches - CAT D *	1,924,155		1,924,155	2,828,737	940,969	33%	285,612	1,602,155	
Management Costs *	2,153,876		2,153,876	1,829,831	968,958	53%		860,873	
Sewer	1,939,593		1,939,593	1,939,446	1,454,695	75%		484,751	2
Electric	4,425,704		4,425,704	4,205,888	3,716,008	88%		489,880	1, 2
Solid Waste	4,395,058		4,395,058	4,397,395	4,397,395	100%		-	2
Total	\$ 57,592,671	\$ 824,634	\$ 58,417,305	\$ 23,096,169	\$ 17,821,576	77%	\$ 599,459	\$ 4,675,134	

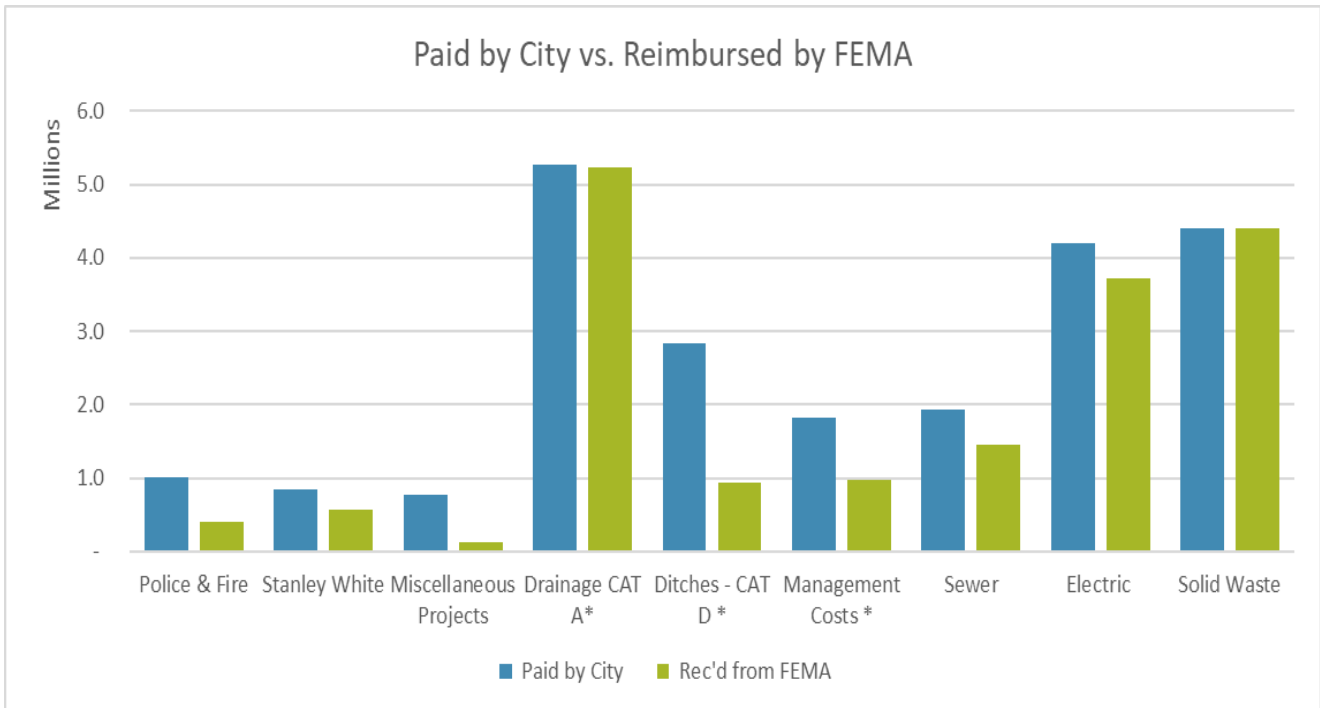
Notes:

1. admin pay higher than amt obligated
2. pending closeout
3. reimbursement request to be submitted this month

*Amount FEMA has awarded and agreed to pay

**Final obligations amounts will be determined by actuals costs upon completion of projects

Received from Insurance to date: \$2,650,566.30 of which \$1,825,932 was for Non-FEMA projects



Fire

Fire Suppression:

Incidents	2022 Total	2023 YTD	Last Month	Current Month
Number of Incidents	2,464	986	202	197
90% Response Time to Incidents	9 minutes 06 seconds	8 minutes 52 seconds	9 minutes 48 seconds	9 minutes 32 seconds
Endangered Property Value	\$18,784,230	\$16,071,361	\$1,400,001	\$149,160
Property Losses Due to Fire	\$1,206,600	\$789,701	\$5,001	\$1,500
Percentage of Saved Property Value	91.29%	96.3%	99.6%	99.0%
Overlapping Incidents	356	131	19	25

Fire Prevention:

Prevention Statistics	2022 Total	2023 YTD	Last Month	Current Month
Fire Investigations	43	18	0	3
Fire Inspections	1,613	1065	185	192
Permits Issued	112	66	14	8
Child-Passenger Seat Checks	80	58	16	12
People Educated Through Public Fire & Life-Safety Programs	10,257	3554	213	710
Smoke Alarms Installed	159	358	10	33

Narcan:

Statistics	2022 Total	2023 YTD	Last Month	Current Month
Overdose Calls Responded To	166	62	7	14
Instances Narcan Administered	17	24	5	4

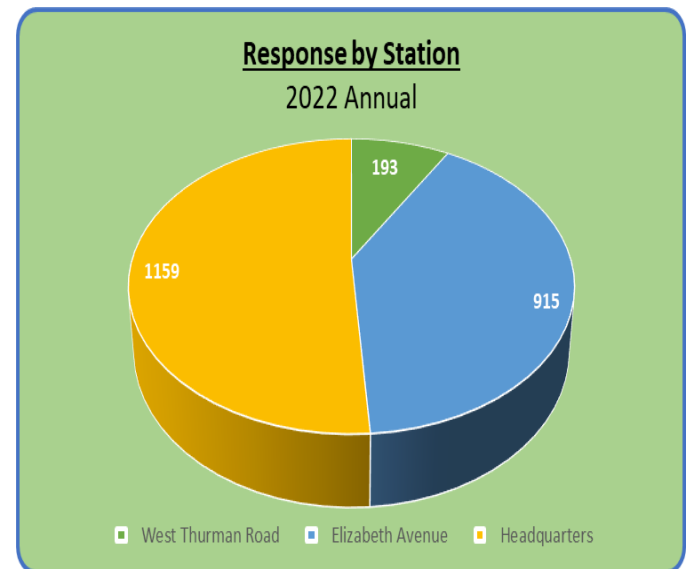
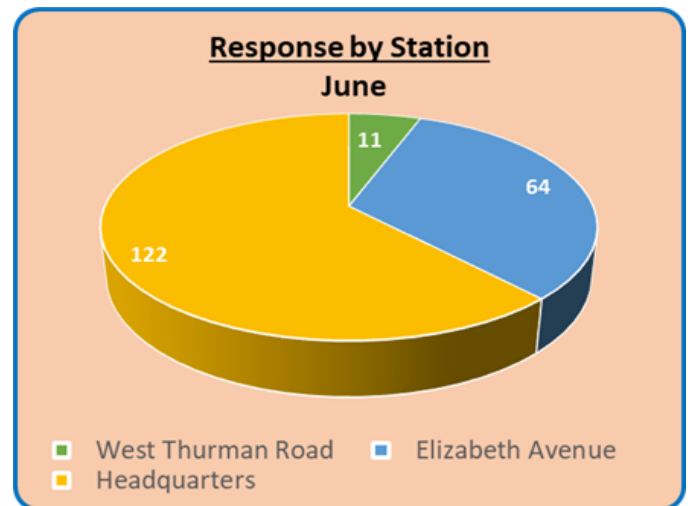
Significant Issues:

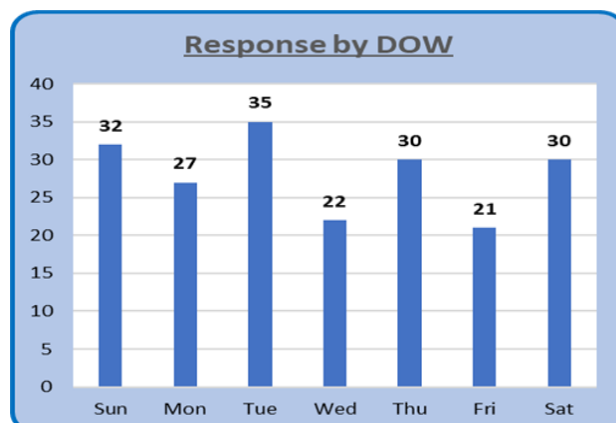
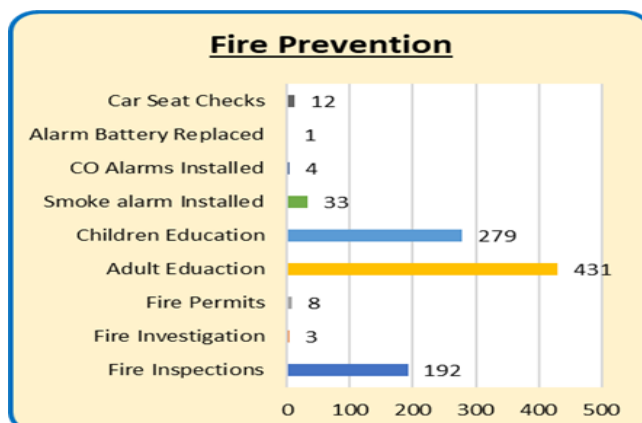
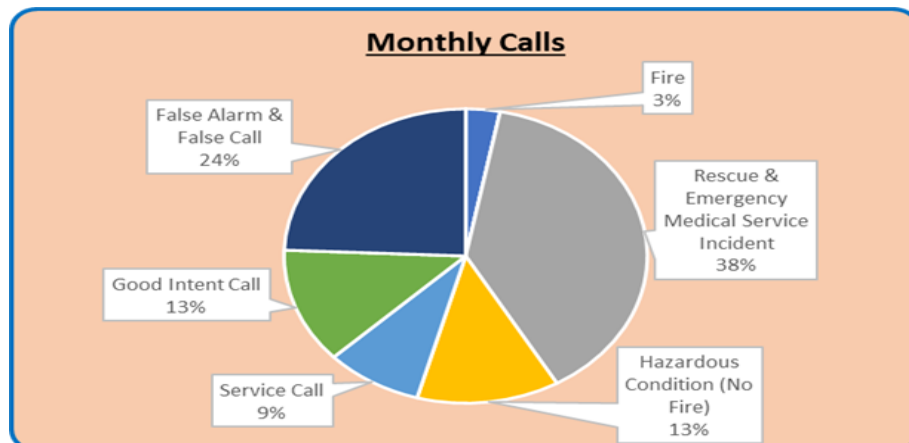
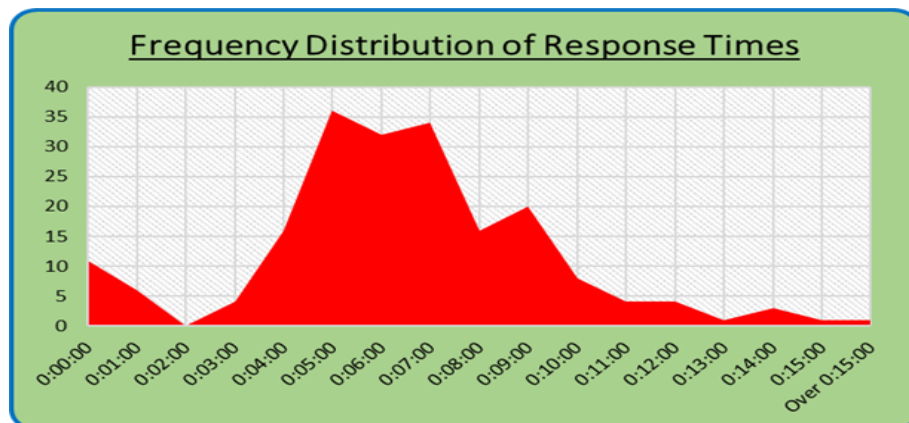
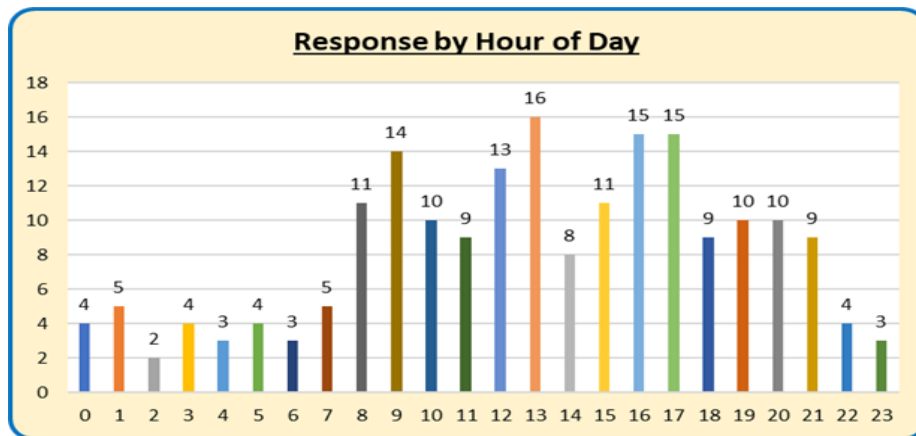
- Concluded Annual Meet and Greet for elementary schools.
- Conducted a CPR Class for NB Utilities.
- Promoted a Fire Prevention Inspector.
- Hosted Fire Officer II and III classes.
- Participated in Duffyfield Head Start field day.
- Personnel attended the employee luncheon.
- Participated in the Juneteenth celebration.
- Participated in the Craven County School Externships.

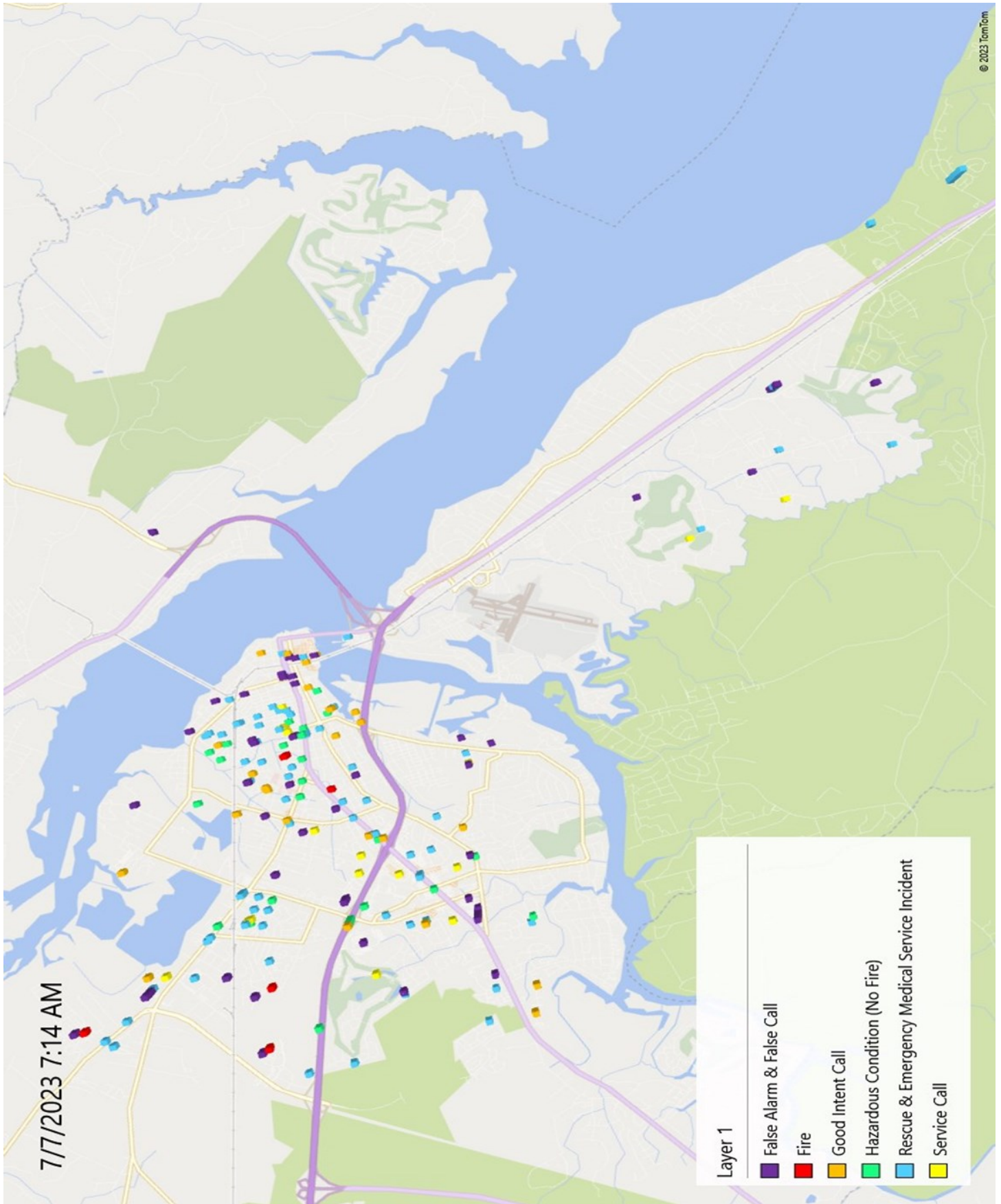
Fire

Breakdown of Response Types	Numbers
1-Fire	6
Brush or brush and grass mixture fire	3
Building fire	1
Dumpster or other outside trash receptacle fire	1
Outside rubbish, trash or waste fire	1
3-Rescue & Emergency Medical Services	76
Confined space rescue	5
EMS call, excluding vehicle accident	11
Extrication of victim(s) from building	1
Lock-in (if lock out, use 511)	11
Medical assist, assist EMS crew	28
Motor vehicle accident with injuries	6
Motor vehicle/pedestrian accident	1
Removal of victim(s) from stalled vehicle	2
Rescue or EMS standby	1
Search for person on land	1
Vehicle accident with no injuries	9
4-Hazardous Condition (No Fire)	25
Accident, potential accident, other	1
Arching, shorted electrical equipment	3
Chemical hazard no spill or leak	1
Electrical wiring/equipment problem	3
Heat from short circuit (wiring), downed power line	2
Overheated motor	1
Power line down	2
Vehicle accident, general cleanup	12
5-Service Call	17
Assist invalid	7
Asst police or other governmental	3
Person in distress, other	1
Public service	3
Public service assistance, other	2
Unauthorized burning	1
6-Good Intent Call	25
Dispatched & canceled en route	6
Good intent call, other	1
HazMat release investigation w/no incident	2
No incident found on arrival at dispatch location	15
Wrong location	1
7-False Alarm & False Call	48
Alarm system activation, no fire, unknown	20
Alarm system sounded due to malfunction	8
CO detector activation due to malfunction	1
Detector activation, no fire - unknown	1
Smoke detector activation due to malfunction	6
Smoke detector activation, no fire - unknown	9
Sprinkler activation due to malfunction	2
Sprinkler activation, no fire - unknown	1
Grand Total	197

Code	Database Response by NFIRS Code	Total	%
1	Fire	6	3.05%
2	Overpressure Rupture, Explosion, etc.	0	0.00%
3	Rescue & Emergency Medical Services	76	38.58%
4	Hazardous Condition (No Fire)	25	12.69%
5	Service Call	17	8.63%
6	Good Intent Call	25	12.69%
7	False Alarm & False Call	48	24.37%
8	Severe Weather & Natural Disaster	0	0.00%
9	Special Incident Type	0	0.00%
	Grand Total	197	







Human Resources

City-Wide Vacancies:

Department	Budgeted Positions	Separations During the Month	Positions Filled By External Candidates During the Month	Current Vacancies	Turnover FY21/22	Turnover FY22/23
Administration	15	0	1	0	2	1
Development Services	19	0	0	2	6	1
Finance	14	0	0	1	6	2
Fire	75	0	0	1	5	4
Human Resources	5	0	0	0	0	2
Parks & Recreation	30.5	1	1	4	7	5
Police	121.5	1	2	12	19	18
Public Utilities	87	3	1	13	13	19
Public Works	51	0	0	5	18	11
Water Resources	81	0	1	7	15	7
Totals:	499	5	6	44**	91	70

***Current vacancies due to separations from employment, promotions, demotions, and transfers.*

Safety News:

Workers' Compensation	2022	2023
Current Month's Claims	0 OSHA Recordable 0 Lost Time 0 Non-Recordable 0 Denied	1 OSHA Recordable 1 Lost Time 0 Non-Recordable 0 Denied
Year-to-Date Claims	22 Recordable 6 Non-Recordable	25 Recordable 6 Non-Recordable
Current Month Costs	\$9,238.15	\$59,961.78
Year-to-Date Costs	\$199,273.77	\$236,911.80

Other:

None

Parks and Recreation

Significant Issues:

- Lawson Creek Park – Boat ramp maintenance.
- Construction started on Henderson Park Shelter.

Special Events Applications: 10 received in June.

Cemeteries: Six (6) burials occurred in June: 5 – New Bern Memorial and 1 – Cedar Grove.

Special Event Applications received in June: 10.

Aquatics Revenue - June 2023:

- Daily Admissions: 5,530
- Swimming Lesson Participation: 50
- Swimming Lesson Revenue: \$2,550.00
- Admissions Revenues: \$23,546.50
- Concessions Revenues: \$8,850.00

Total Aquatic Center Revenues: \$34,946.50

Summer Camps

Summer Camps are being held at West New Bern Recreation Center, Omega Center, and Pleasant Hill Community Center.

- June Participation: 91
- Total Camp Revenues: \$8,545.00

Police

Crime:

Incidents & Arrests	Jun Total	2020 Total	2021 Total	2022 Total	2023 YTD
NIBRS* Group A Incidents	148	2,530	2,235	1,950	779
NIBRS* Group B Incidents (Arrests)	53	589	725	701	237
Adult Arrests	90	1,256	1,325	1,321	547
Juvenile Arrests	-	2	3	6	6
Total Arrests	90	1,258	1,328	1,335	559
Police Calls for Service	3,559	41,846	44,299	43,088	21,017
Business Alarms Dispatched	127	1,635	1,510	1,391	722
Residential Alarms Dispatched	31	497	484	482	192
Alarm Calls (PD Dispatched)	158	2,132	1,994	1,873	914

*NIBRS = National Incident-Based Reporting System

Monthly and year-to-date totals are subject to change due to reports being submitted/merged after the month for which they were reported and to account for corrections/changes to the original classifications.

Index Crime Report	Jun Total	2020 Total	2021 Total	2022 Total	2023 YTD
Homicide	-	4	6	3	2
Rape	-	15	14	16	5
Robbery	1	23	22	18	5
Aggravated Assault	7	119	97	109	25
B&E – Residence	15	176	114	102	57
B&E – Business	3	30	34	36	15
Theft from Motor Vehicle	6	127	116	98	57
Larceny	35	706	608	450	193
Motor Vehicle Theft	2	34	35	32	18
Arson	-	1	5	3	1
Total	69	1,235	1,051	867	378

Criminal Investigations	Jun Total	2022 Total	2023 YTD
Cases Assigned	20	193	121
Cases Closed by Arrest	0	37	10
Cases Closed Leads Exhausted	0	2	1
Cases Closed Unfounded	2	6	6

2023 Cases of Note - June	
2019-27690	Return "HIT" on a DNA submission from the State Crime Lab from 2019 related to a previously closed rape investigation. Case reassigned for follow-up with victim.
2023-20182	Breaking and Entering with Larceny of a residence in the 1000 block of Berry Hill Rd. Multiple Vehicles, firearms, and miscellaneous items of value stolen. Investigation ongoing
2023-19421	Reported Fraud of over \$100,000 of elderly subject in the 1000 block of River Walk. Scam and money transfers are being investigated.

Crime Analysis		
Top 5 Calls for Service & Number of Incidents	Jun 2023	2023 YTD
	1) Traffic Stops - 595 2) Security Check Business - 384 3) Security Check Residential - 202 4) Citizen Assist - 188 5) Follow-Up/Supplemental -158	1) Traffic Stop - 3,427 2) Security Check Business - 2,524 3) Security Check Residential - 1,034 4) Follow-Up/Supplemental - 1,014 5) Citizen Assist - 925
Top 5 Calls for Service for Current Month by Location* and Number of Incidents	1) Carver St./Cobb St. (Security Checks) - 75 2) 3105 M. L. King Jr. Blvd (Security Checks, Larceny) - 56 3) 1100 Clarks Rd. (Commitment Papers) - 47 4) 1309 Country Club Rd (Security Checks, Disturbance) - 45 5) 210 E Front St. (Security Checks) - 39	
Top 4 Group A Crime Locations for Current Month and Number of Incidents	1) 3105 M. L. King Jr. Blvd (Larceny, Directed Patrols, Security Check) - 4 (*No other location had more than one (1) Incident/Report).	

*Excludes officer self-initiated activities and calls at the Police Department that do not divert agency resources.

Personnel:

Extra Duty Hours						
Jun	2018 Total	2019 Total	2020 Total	2021 Total	2022 Total	2023 YTD
232.75	4,525.01	4,392.75	995.50	1,110.50	2,458.90	1445.75

City sponsored events/assignments are considered overtime assignments and are not included in extra duty reporting.

<u>Overtime</u>	Jun Total	2020 Total	2021 Total	2022 Total	2023 YTD
Office of the Chief	\$0.00	\$62.84	\$2,261.12	\$653.77	\$128.89
Operations Division	\$18,932.43	\$118,609.28	\$126,171.84	\$129,301.33	\$71,330.63
Services Division	\$11,512.65	\$89,971.82	\$85,190.82	\$95,326.54	\$45,753.59
Investigations Division	\$7,129.88	\$19,358.26	\$26,177.20	\$40,135.31	\$27,862.37
TOTAL	\$37,574.96	\$228,013.20	\$239,800.98	\$265,777.01	\$145,075.48

Public Utilities

- **High-Profile Projects:** Seventeen high profile projects have been identified for electric utilities. A location map is attached to assist with visualizing the project locations. There are also five high profile water and sewer projects currently underway. An updated summary is included.
- **System Reliability:** A total of 67 interruptions were recorded on the electric system during the month of June. This impacted a total of 10,116 customers. As a result, customers experienced an average of 0.418 interruptions and were restored in an average of 20.358 minutes. Additional details are provided in the table of “Electric System Outages and Reliability Statistics”.
- **Safety:** No incidents to report.
- **Electric and Water Sales:** Graphical trends of revenue and expenses are Included.
- **Employee Recognitions:**
 - **Control Staff** – Ms. Blanco, City Clerk, emailed Mr. Bauschard to let him know how pleasant and helpful our Control Staff is over the phone. We are very proud of our employees.
 - **Jim Croce** - Jim acted quickly with the Glenburnie Bank 3 lockout and was able to restore power to the customers on the Stanley Boulevard feeder in a short amount of time.
 - **Brian Small** – Thank you for your assistance in getting the Oak Road customers back on.

Advanced Metering Infrastructure Project – *This project involves installing a network of electric and water meters. We are currently reading 15,144 water meters and 25,076 electric meters, of which 12,772 are disconnect meters. There have been 8,242 two-way load management switches installed.*

JUNE 2023

Utility	Active Cust.	Never AMI Cust.	Active AMI Meters	% Complete
Electric	23,960	31*	25,076	99.999
Water	18,781	~2,570	15,114	~ 95.565
Installed Gateways		42		
Installed Relays		96		
LM Customers		5,158		
Total Switches		8,242		
Controlled Devices				
Air Conditioner		Electric Furnace	Heat Strips	Water Heaters
5,176		85	2,878	2,773

**ElectriCities read meters*

Note: Active AMI meters reporting procedure has been corrected and adjusted accordingly

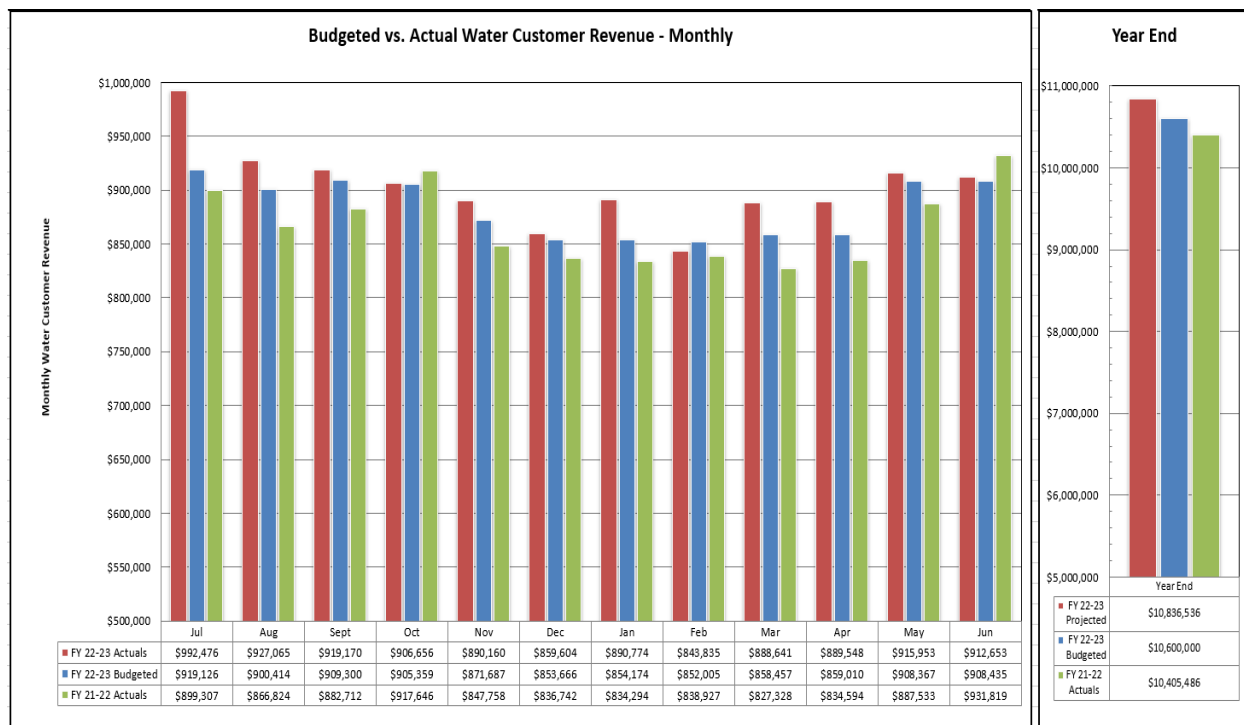
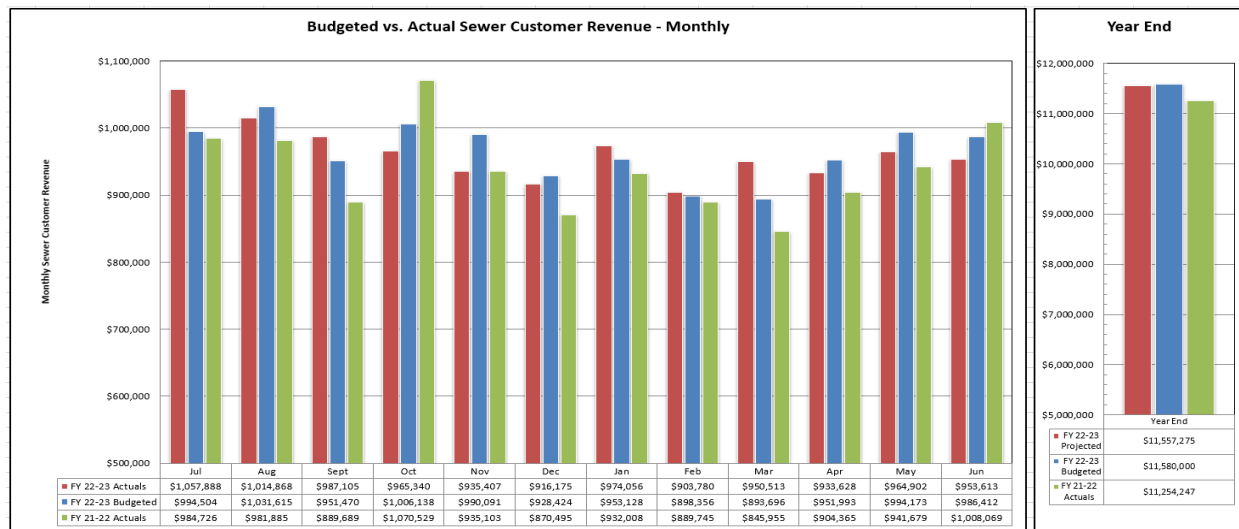
Note: Water's 'Never AMI' estimate impacts the '% Complete'

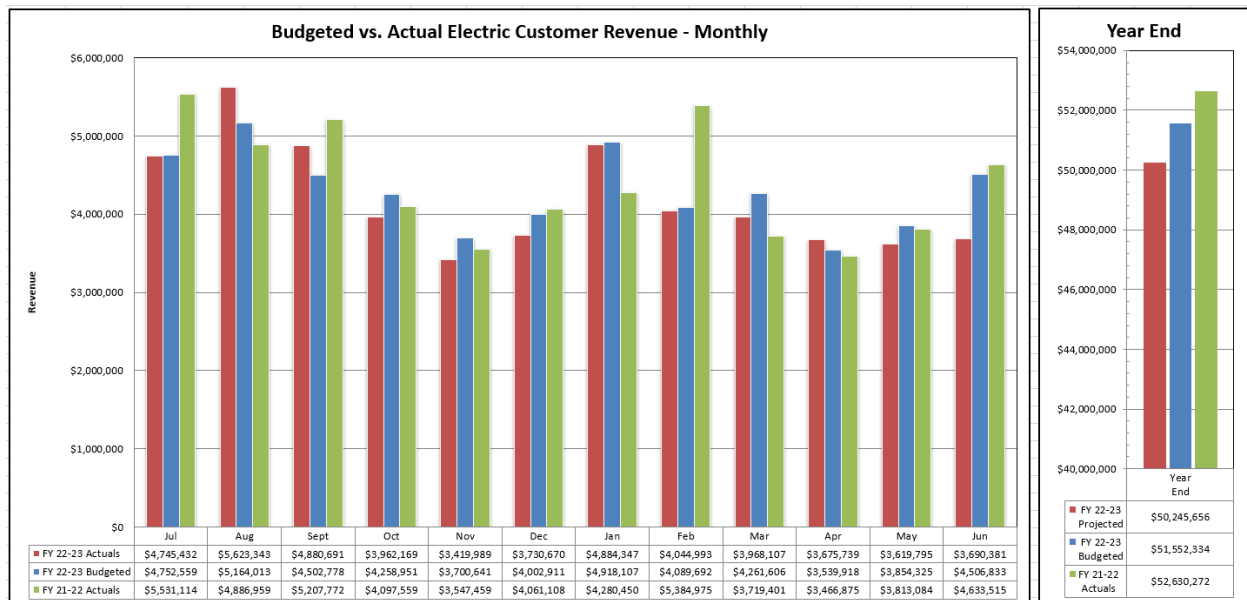
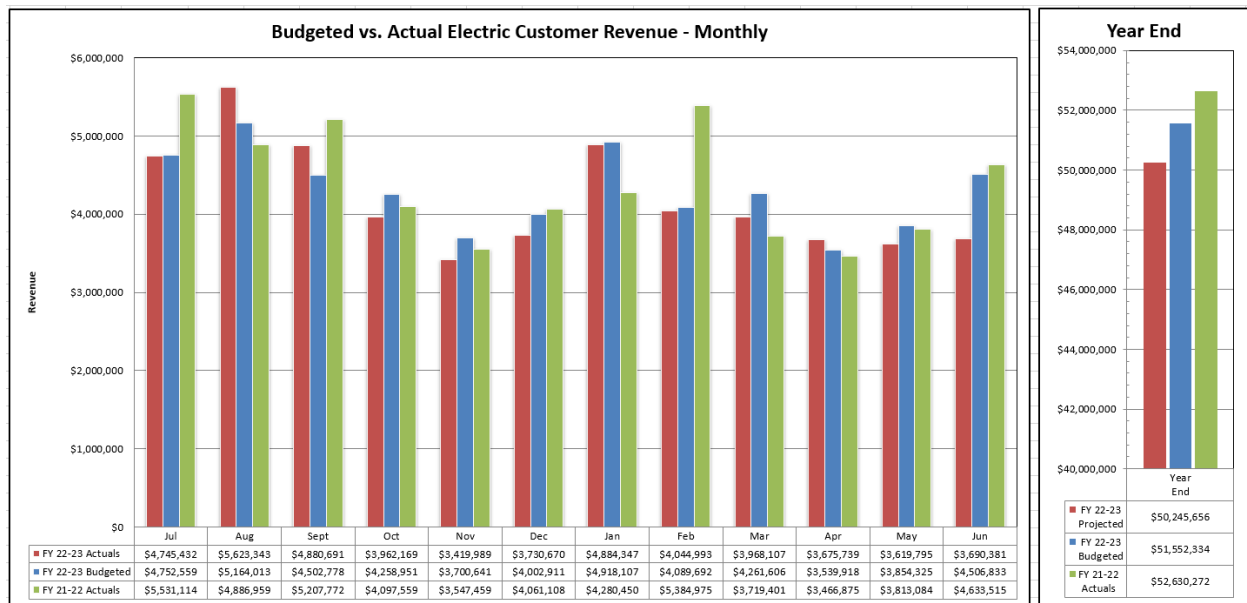
High-Profile Electric Projects:

- **Bluewater Rise Subdivision**. *New underground residential subdivision*. Construction is following the pace of the developer. Starting new phase - Hutton Pointe.
- **NCDOT**. *This consist of various NCDOT projects.*
 - a. NC Hwy 43 Extension – Engineering
 - b. Neuse Boulevard Roundabout – On hold by NCDOT.
 - c. US Hwy 70 – James City – Engineering, Design and Construction
 - d. Havelock Bypass – Engineering, Design and Construction
 - e. Havelock Bypass Fiber – Awaiting additional information
 - f. Thurman Road to Havelock bypass – Waiting NCDOT information.
 - g. *Reimbursable dollars to date: \$3,261,902.10; collected to date \$3,260,424.20*
- **West New Bern** - Phase 2 - Following pace of developer.
- **Volkswagen DEQ Grant** - Red Bear project - Fully reimbursed.
- **Hospital Expansion** - Awaiting further information.
- **Schlaadt Plastic Plant Expansion** - Customer hold.
- **Derby Park** - Electric line extension in progress and following pace of developer.
- **Union Point** - Substantially complete.
- **County Line Road Substation** - Land procurement; awaiting grant selection
- **Thrive More** - Project development.
- **Carolina Colours-Bayberry** - Line extension agreement
- **Village of Canterbury** - Line extension agreement
- **Montego Bay-Phase 2** - Line extension agreement
- **Craeberne Forest-Phases 3 & 4** - Project development
- **Belle Oaks** - Line extension agreement.
- **Carolina Colours - Aston** - Coordinate with developer.
- **Township No. 7 Sewer Improvements – Phase III**. *Sewer system infrastructure improvements for increasing transmission capacity*. The contractor for Contract-II “Pump Station”, has completed the necessary clearing for the project and has the well point system to dewater the excavation site. Excavation for the new pump station wet well is scheduled to begin in June. The contractor for Contract-I “Linework” has completed installation of all the direct bury the pipeline. The of the remaining pipeline work consists of directional bores. The directional boring sub-contractor has pushed his start date back to late summer.
- **West New Bern Water System Improvements** – *Water system infrastructure improvements between the Highways 17 and 55 corridors increasing available domestic and fire flow supplies*. The engineer for the project is continuing finalize easement mapping and permit applications that will be necessary for the project.
- **Northwest Interceptor Rehabilitation Phase II** – *This project will involve the rehabilitation of approximately 2,000 linear feet of the Northwest Interceptor. This portion of the City’s sewer collection system is a large outfall line that runs through long stretches of flood plain on its path the City’s WWTP. The project will line the existing sewer main with CIPP lining and waterproof the manholes along the route. A \$230,000 NCDWI grant has been obtained to fund a portion of this project*. Bids for the project were opened in late May and the low bidder was Insituform Technologies, Inc. with a bid of \$1,244,166. A tentative award for the project is scheduled to be on the Board of Aldermen agenda for the June 27th meeting.
- **Highway 70 James City – Water & Sewer Relocations – Phase I** – *This project will involve the*

relocation of approximately 19,000 LF of water main and 44,000 LF of sewer main that will be required to accommodate the Highway improvements. Over the past month, the contractor has worked to install new water and sewer mains to the north of Grantham Road. To date, 28,100 feet (64%) of the sewer main and 7,900 feet (42%) of the water main has been installed.

- Highway 70 James City – Water & Sewer Relocations – Phase II** – This project will involve the relocation of approximately 37,000 LF of sewer main that will be required to accommodate the Highway improvements between Thurman Road and Carolina Pines Boulevard. NCDOT's project engineers have completed the preliminary design for the relocations and onsite meetings are scheduled in June to discuss the remaining design issues.





Public Works

Leaf and Limb:

Service Provided (Tons)	FY20-21 YTD	FY21-22 YTD	FY22-23 YTD	JUNE 2023
White Goods Collected	49.50	40.50	54.00	4.50
Brown Goods Collected	4,191.00	3,491.40	3,280.20	237.60
Yard Waste Received	13,612.05	11,432.91	12,278.39	1,078.51
Mulch Dispersed	450.05	775.40	2,211.00	130.26

City Garage:

Costs	FY20-21 YTD	FY21-22 YTD	FY22-23 YTD	JUNE 2023
Services Provided by City Garage:				
Vehicles Serviced	2,728	2,793	3,097	224
Total Labor Cost	\$118,978.38	\$124,619.90	\$128,682.79	\$ 8,149.40
Total Parts Cost	\$222,112.11	\$256,478.58	\$290,465.41	\$24,111.75
Total Cost (Parts + Labor)	\$341,090.50	\$381,098.48	\$419,148.20	\$32,261.15
Services Provided by Contract:				
Vehicles Serviced	403	420	546	65
Total Labor Cost	\$105,911.46	\$111,323.13	\$132,254.70	\$16,517.47
Total Parts Cost	\$149,450.03	\$144,368.02	\$227,717.80	\$15,594.66
Total Cost (Parts + Labor)	\$255,361.49	\$255,691.15	\$359,972.50	\$32,112.13
Total Services Provided (City Garage & Contract):				
Vehicles Serviced	3,129	3,214	3,643	289
Total Labor Cost	\$224,889.84	\$235,940.03	\$260,937.49	\$24,666.87
Total Parts Cost	\$371,562.14	\$400,846.60	\$518,183.21	\$39,706.41
Total Cost (Parts + Labor)	\$596,451.98	\$636,789.63	\$779,120.70	\$64,373.28

Cost by Department	FY20-21 YTD	FY21-22 YTD	FY22-23 YTD	JUNE 2023
Public Utilities (Electric)	\$ 75,734.54	\$ 78,440.04	\$ 81,583.36	\$13,372.58
Public Utilities (W&S)	\$139,000.69	\$144,044.80	\$177,236.72	\$ 7,950.89
Police	\$107,363.21	\$133,588.42	\$146,243.25	\$21,456.13
Recreation & Parks	\$ 23,305.33	\$ 18,916.65	\$ 17,472.47	\$ 431.89
Finance	\$ 17,342.25	\$ 11,591.79	\$ 11,099.61	\$ 778.85
Public Works	\$155,557.33	\$162,118.12	\$213,316.10	\$12,083.38
Fire / Rescue	\$ 72,368.27	\$ 84,908.56	\$137,064.31	\$ 8,041.72
Human Resources	\$ 1,512.06	\$ 614.13	\$ 2,530.80	\$ 0
Development Services	\$ 4,268.27	\$ 2567.12	\$ 3,078.08	\$ 257.84

Significant Issues: N/A

Attendance for Board Appointees

Board of Adjustment			
Appointee	Current Month Attendance*	Meetings Missed in 2023 To Date	Appointed By
James "Trey" Ferguson	P	1	Ward 1
Peter Dillon	N/A	0	Ward 2
Tim Tabak	P	0	Ward 3
George "Eric" Jones	P	1	Ward 4
Eric Thompson	P	0	Ward 5
Barbara Sampson	P	0	Ward 6
Sandra Gray	P	1	Craven County
Mike Duffy (Alternate)	P	0	BoA At Large
Kathleen Marty (Alternate)	P	0	BoA At Large

Community Development Advisory Committee			
Appointee	Current Month Attendance*	Meetings Missed in 2023 To Date	Appointed By
Corinne Corr	N/A	0	Ward 1
Carol Williams	N/A	0	Ward 2
Marshall Williams	N/A	0	Ward 3
Vernon Guion	N/A	0	Ward 4
James Woods	N/A	0	Ward 5
Della Wally	N/A	1	Ward 6

Meetings are held quarterly. No meeting was held in June.

Craven County Tourism Development Authority			
Appointee	Current Month Attendance	Meetings Missed in 2023 To Date	Appointed By
Bill Stafford	N/A	0	BOA

Dangerous Dog Board			
Appointee	Current Month Attendance	Meetings Missed in 2023 To Date	Appointed By
Dona Baker	N/A	0	BOA
Dr. Steve Stelma	N/A	0	BOA
Bobbi Kotrba	N/A	0	BOA

*Meetings are only held as needed.

Attendance for Board Appointees

Friends of New Bern Firemen's Museum, Inc. Board of Directors			
Appointee	Current Month Attendance*	Meetings Missed in 2023 To Date	Appointed By
George Halyak	P	0	Ward 1
John Meehan	P	0	Ward 2
David Finn	P	0	Ward 3
Betty Blythe	P	0	Ward 4
Henry Watson	P	1	Ward 5
Elona Fowler	A	3	Ward 6
Gary Lingman	P	2	Bengel
Daniel Ensor	A	1	Mayor
David Pickens	A	3	Odham
Ex-officio Bobby Aster	A	4	Odham
Robert Boyd	P		
Gary Clemmons	P		
Willie Newkirk (emeritus)	P		
Joe Stuppiello	P		
Nancy Mansfield (emeritus)	P		
Wayne Unangst	P		
Gary Guodace	P		

Historic Preservation Commission			
Appointee	Current Month Attendance	Meetings Missed in 2023 To Date	Appointed By
Tripp Eure	A	0	Mayor
Mollie Bales	A	3	Ward 1
Dr. Ruth Cox	P	0	Ward 2
Jim Bisbee	P	0	Ward 3
Gregory Rusch	P	0	Ward 5
Marc Wartner	P	2	Ward 4
Jim Morrison	P	0	Ward 6
Tim Thompson	P	0	Aster
Candance Sullivan	P	1	Outlaw

Attendance for Board Appointees

Housing Authority of the City of New Bern			
Appointee	Current Month Attendance	Meetings Missed in 2023 To Date	Appointed By
Zeb Hough	P	0	Mayor
Pete Monte	P	0	Mayor
Chris Ormond	P	0	Mayor
Sulin Blackmon	A	2	HA Residents
Ronald Scott	P	0	Mayor
Janelle Reddick	P	0	Mayor
Denise Harris-Powell	A	1	Mayor

New Bern Area Metropolitan Planning Organization – Transportation Advisory Committee			
Appointee	Current Month Attendance*	Meetings Missed in 2023 To Date	Appointed By
Bob Brinson	P	0	Brinson
Johnnie Ray Kinsey (Alternate)*	N/A	0	White

*Alternate only *required* when regular appointee is not attendance.

New Bern-Craven County Public Library Board of Trustees			
Appointee	Current Month Attendance*	Meetings Missed in 2023 To Date	Appointed By
Carol Becton	P	0	Odham
Sam Carter	A	1	Bengel
Bo Wernersbach	P	1	Bengel
Shelley Maloy	P	1	Bengel
Rick Prill	A	0	BOA
Jim Dugan	P	0	
Jennifer Gudaitis	P	0	
E.T. Mitchell (Craven County Commissioner)	P	0	

*Meetings are held alternate months (June, August, October, and December).

Attendance for Board Appointees

Planning & Zoning Board			
Appointee	Current Month Attendance	Meetings Missed in 2023 To Date	Appointed By
Brad Jefferson	P	0	Mayor
Donald "Rusty" Ingram	P	1	Ward 1
Margie Dunn	P	0	Ward 2
Gasper Sonny Aluzzo	P	0	Ward 3
Raymond Layton	P	2	Ward 4
Kyle Dearing	P	1	Ward 5
Pat Dougherty	A	2	Ward 6
Marshall Ballard	P	0	Craven County

Police Civil Service Board			
Appointee	Current Month Attendance*	Meetings Missed in 2023 To Date	Appointed By
Amy James	N/A	0	Best
Isaiah Daniels	N/A	0	Aster
Karen May	N/A	0	Kinsey
Tyrone Brown	N/A	0	Odham
Lesley Hunter	N/A	0	Bengel

*Meetings are only held on an as-needed basis for appeals of disciplinary actions.

Redevelopment Commission			
Appointee	Current Month Attendance	Meetings Missed in 2023 To Date	Appointed By
Sharon Bryant	P	0	Gov. Bd. As Whole
Kip Peregoy	P	0	Gov. Bd. as Whole
Beth Walker	P	0	Gov. Bd. as Whole
Sarah Proctor	E	1	Gov. Bd. as Whole
Leander "Robbie" Morgan, Jr.	E	3	Gov. Bd. as Whole
Steve Strickland	P	0	Gov. Bd. as Whole
Julius Parham	P	0	Gov. Bd. as Whole
Tabari Wallace	P	2	Gov. Bd. as Whole
Theresa Lee	P	0	Gov. Bd. as Whole

NOTE: At-large appointments reflect the name of the Governing Board member who made the appointment. All other appointments are specific to the Mayor or a Ward and are noted as such.

Attendance for Board Appointees

Stanley White Recreation Center Advisory Committee			
Appointee	Current Month Attendance*	Meetings Missed in 2023 To Date	Appointed By
Leander Morgan, Jr.	A	2	Gov. Bd. As Whole
Talina Massey	A	3	Gov. Bd. as Whole
Kurtis Stewart	P	1	Gov. Bd. as Whole
James Woods	P	0	Gov. Bd. as Whole
Bernard White	P	0	Gov. Bd. as Whole
Reginald Pender	P	0	Gov. Bd. as Whole
Elijah Brown	P	0	Gov. Bd. as Whole
Barbara Lee	A	4	Gov. Bd. as Whole