

## **SAFETY COMMITTEE MINUTES FEBRUARY 16, 2021**

The Safety Committee meeting was held on February 16, 2021, at North Royalton City Hall, 14600 State Road. The meeting was called to order at 6:23 p.m.

**PRESENT: Committee Members:** Chair Mike Wos, Vice Chair Joanne Krejci, Jeremy Dietrich; **Council:** Paul Marnecheck, Vincent Weimer; Linda Barath; Jessica Fenos **Administration:** Mayor Larry Antoskiewicz, Law Director Thomas Kelly, Fire Chief Robert Chegan, Police Chief Ken Bilinovich, Finance Director Eric Dean **Other:** Dave Duane, Jonah Pichette

### **APPROVAL OF MINUTES**

Moved by Mr. Wos, seconded by Ms. Krejci to **approve the minutes for the January 19, 2021 Safety Committee meeting**. Yeas: 3. Nays: 0. **Motion carried.**

### **UNFINISHED BUSINESS**

#### **1. COVID-19 Local Response**

See attachments

Chief Chegan states the Governor address did mention the State providing or developing a centralized website for vaccine signups. I talked to the County Board of Health today. They are not sure how that will work for future signups. That will lead up to more of the mass vaccine sites. In regards to herd immunity, I heard to about 60 to 85% or more of the 80 or 75% range that it will. In the test studies that were done, we are still waiting on how long the vaccine is going to work. It is like the flu shot, are we going to have to get it every year? I am looking at the 4% number, we have a way to go to get through everyone in our State.

We still have adequate PPE throughout the City, all the department heads are doing well and making sure that their stock is high and still getting it from their distributors. Police and Fire are getting another distribution through the County via the State starting this week with Fire and next week with Police. We will be getting another distribution which saves our budget.

#### **2. Police & Safety Report**

See attachment.

Chief Bilinovich states the physical arrests for the month of January is more than one a day. We have seen a great uptick in violent domestic violence, assaults, felonious assaults, I think that has a lot to do with winter time with people being stuck in their homes. The felony drug arrests are up too, not counting marijuana but heroin, cocaine, and LSD is appearing back again. Deer hunting is over with this year until the fall. We had more permits and more deer harvested, and very few complaints.

### **NEW BUSINESS**

#### **1. Vehicle Purchase – Four (4) Ford Interceptors**

Chief Bilinovich states it was in this year's budget. We try to replace four cars every year because our threshold is 80,000 to 85,000 miles after that it really is not safe to use as a pursuit or police vehicle, we then farm them out to the Rec Department, Waste Water so they can use them and not go out and buy new cars.

2. **Lateral transfer process legislation: Police officers and Firefighter/Paramedics**

Mayor states when we went through the last round of giving the police test, candidates for safety forces started to diminish. We had 28 people that signed up, we have 25 take the test, we had 22 pass the test. We just done hiring three officers. When the Chief took the test a long time ago there were 300 people that took the test. I want permission to have the Civil Service Commission look into providing a process for us as another avenue to be allowed to take lateral transfers. If this legislation passes, they will start looking at how to make that process go, and how we want to set that process up so we have an opportunity to have another avenue to hire police and fire.

Ms. Fenos states if the Civil Service comes up with something it will be different legislation to come back to Council?

Mr. Kelly states it does have to come back to Council for approval. Council is required to approve any changes to the rules and regulations of the Civil Service Commission. You are not required to approve them, but they need your approval in order for them to become effective.

**ADJOURNMENT**

Moved by Mr. Wos seconded by Mr. Dietrich **to adjourn the February 16, 2021 meeting.** Yeas: 3 Nays: 0.  
**Motion carried.**

**Meeting adjourned at 7:08 p.m.**

# Cuyahoga County COVID-19 Report — MMWR Week 5

## Cuyahoga County Board of Health Jurisdiction Data

Case Overview			Weekly Trends
Total Cases***	64358	100.0%	New Cases Reported** ▼ Less than previous week
Total Hospitalizations	3733	5.8%	New Deaths Reported** ▲ More than previous week
Total ICU Admissions	743	1.2%	
Total Deaths****	1276	2.0%	
Total Presumed Recovered*	59678	92.7%	

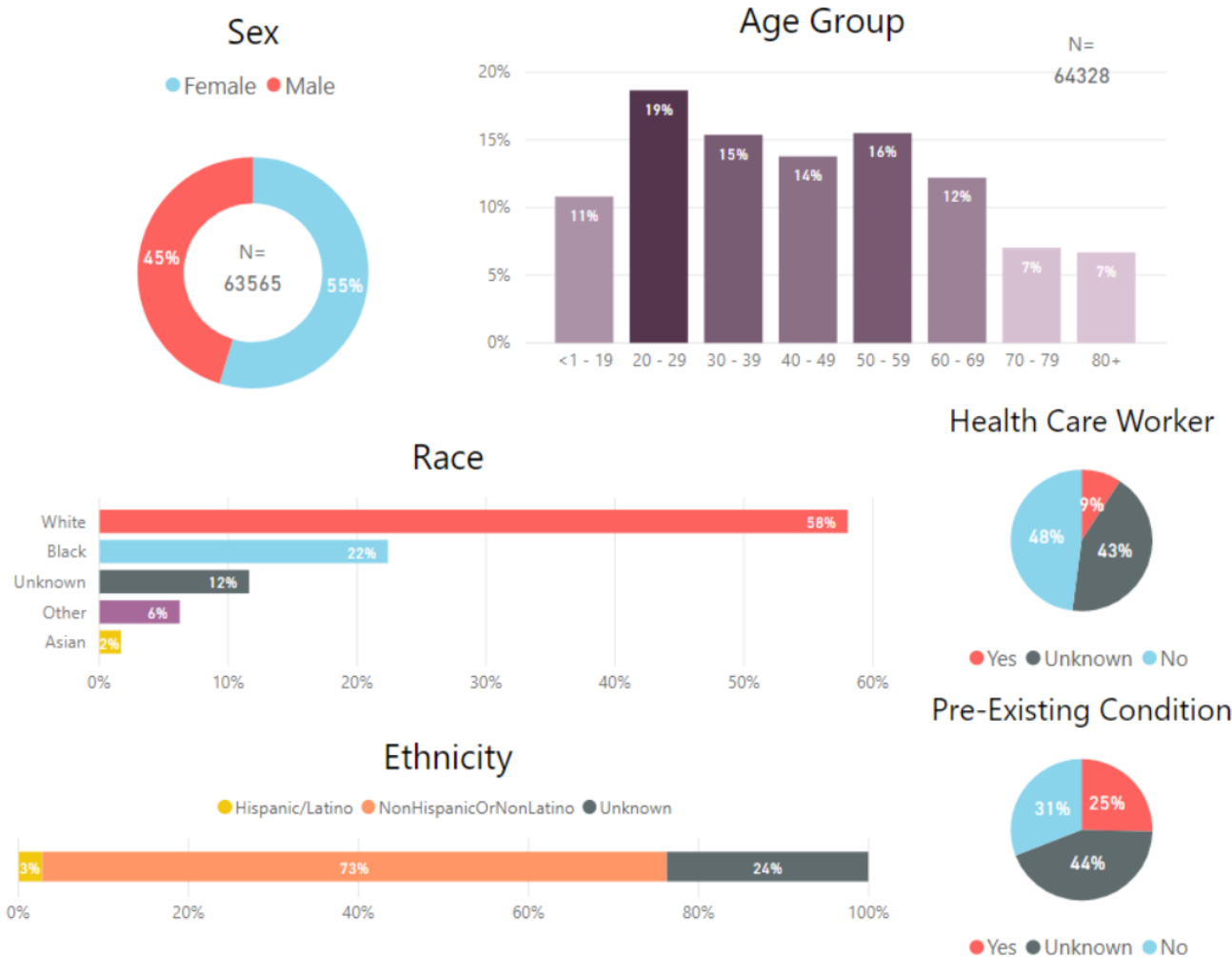
\*Measure changed to ODH definition 8/2020

\*\*Reporting period changed to MMWR weeks 11/2020

\*\*\*Numbers include lab-confirmed & probable cases

\*\*\*\*Numbers represent CCBH jurisdiction based on ODH Vital Statistics

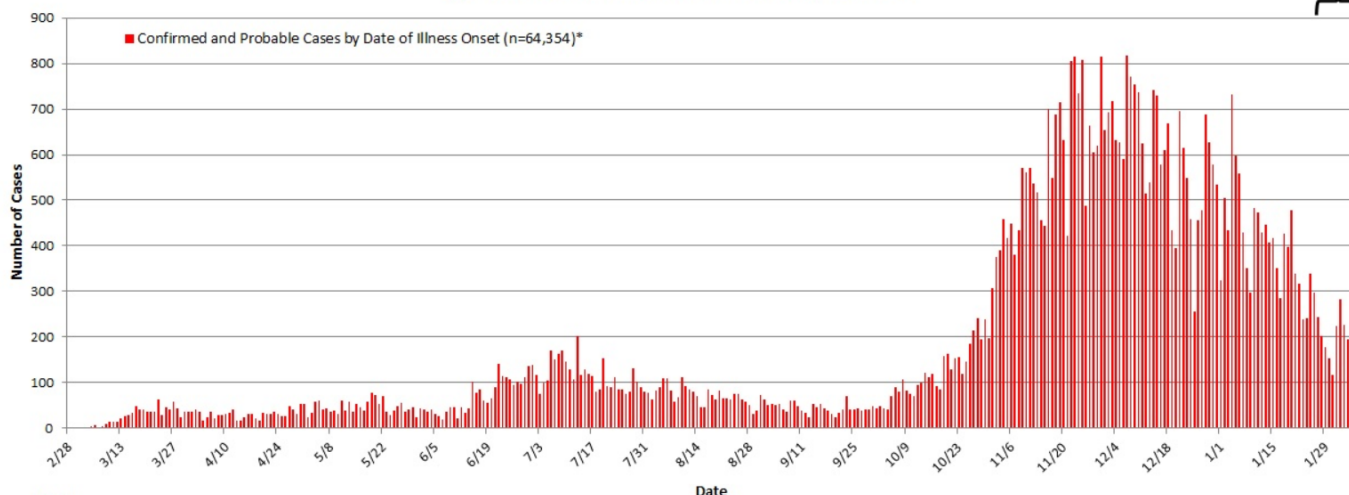
## Case Demographics



# Epi Curve

Cuyahoga County Board of Health Jurisdiction COVID-19 Cases (n=64,358)  
by Illness Onset Date as of February 6, 2021

Illnesses that began during this time may not yet be reported



\*Note:

Confirmed cases (n=57,952) have lab evidence of COVID-19; missing data n=4. Probable cases (n=6,402) have clinical disease and an epidemiologic link to a confirmed COVID-19 case. All data are preliminary. Trend data are based on illness onset date. If onset date is unknown, the earliest known date associated with a case is used.


## Map of COVID-19 cases in Cuyahoga County (including City of Cleveland) by ZIP Code

### Reported COVID-19 Cases by Zip Code

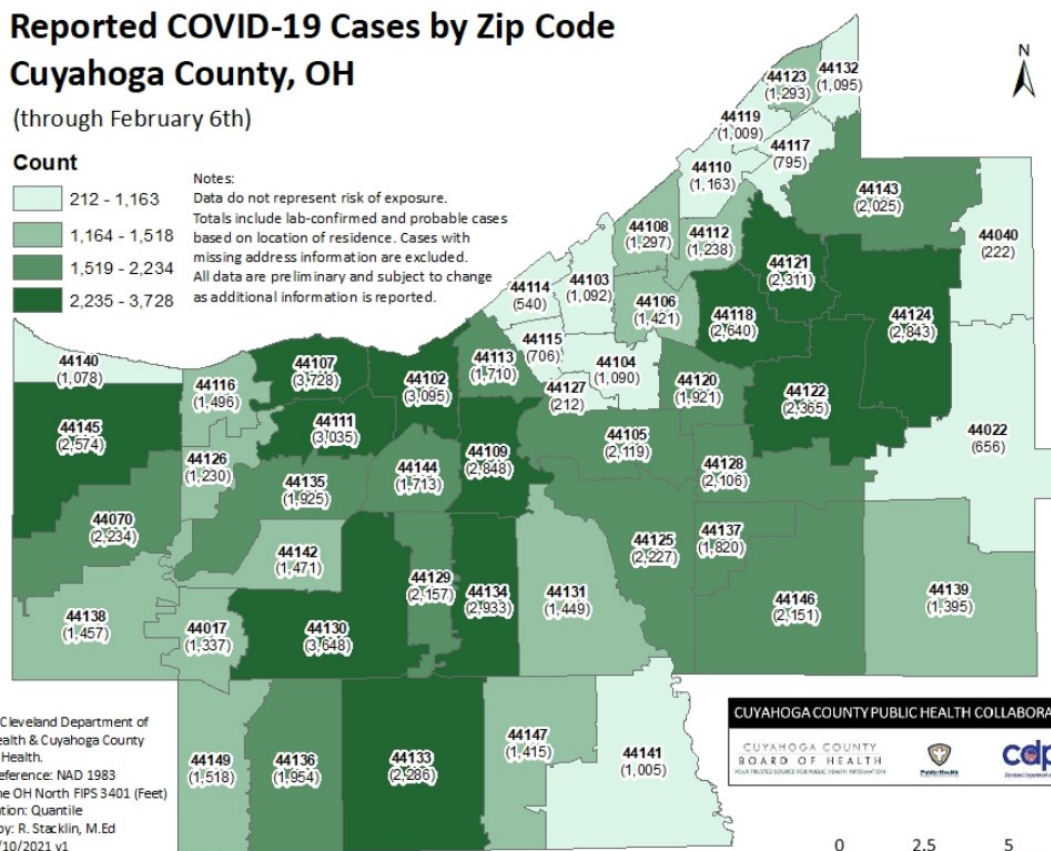
#### Cuyahoga County, OH

(through February 6th)

#### Count



Notes:  
Data do not represent risk of exposure.  
Totals include lab-confirmed and probable cases based on location of residence. Cases with missing address information are excluded.  
All data are preliminary and subject to change as additional information is reported.



Sources: Cleveland Department of Public Health & Cuyahoga County Board of Health.  
Spatial Reference: NAD 1983 StatePlane OH North FIPS 3401 (Feet)  
Classification: Quantile  
Created by: R. Stacklin, M.Ed  
Date: 02/10/2021 v1

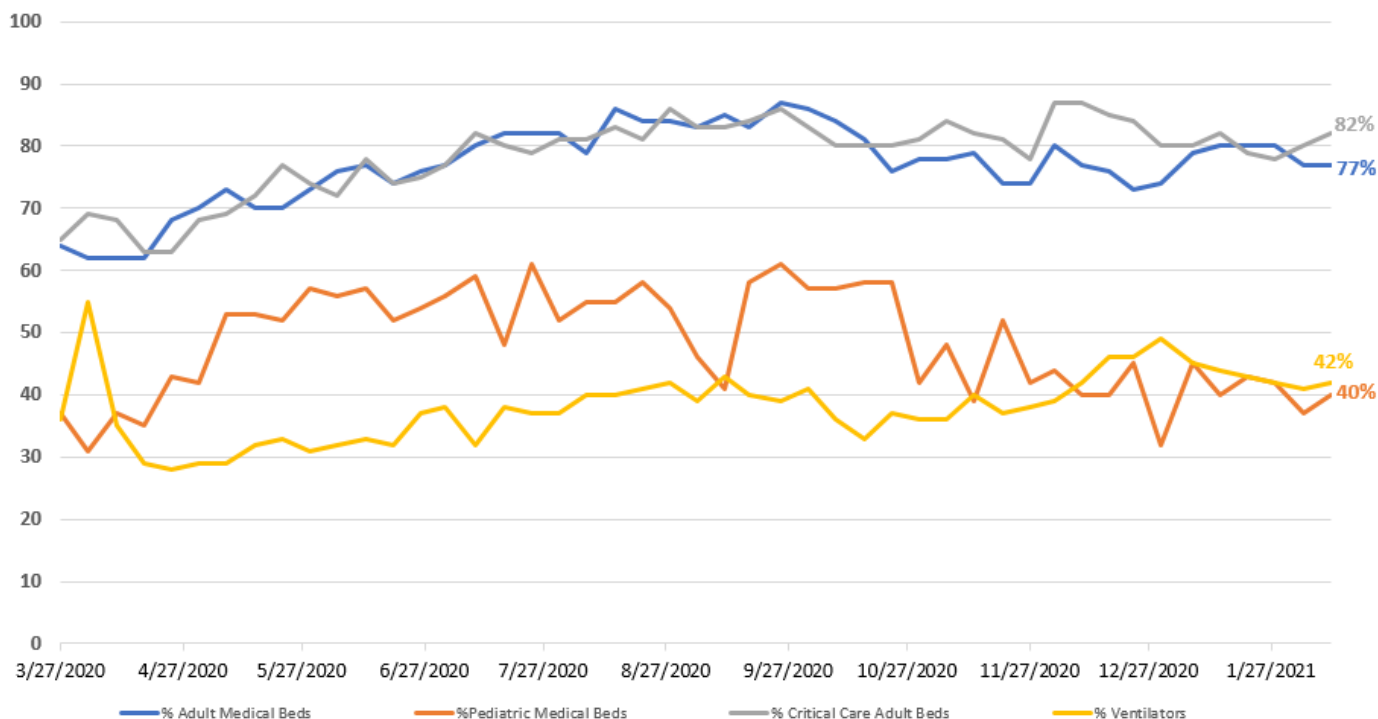
CUYAHOGA COUNTY PUBLIC HEALTH COLLABORATIVE  
CUYAHOGA COUNTY BOARD OF HEALTH  
YOUR TRUSTED SOURCE FOR PUBLIC HEALTH INFORMATION

0 2.5 5 Miles

# Cuyahoga County Data

## Hospital Utilization

Cuyahoga County Hospital Utilization  
As of February 11, 2021



## Hospital Testing

### PCR Testing for SARS-CoV-2 via Cuyahoga County hospital facilities

MMWR Week	Total Tests	% Positive
1/10-1/16	28,930	16.0%
1/17-1/23	26,581	13.2%
1/24-1/30	24,944	11.4%
1/31-2/6	23,944	9.3%

## Nursing Home Testing

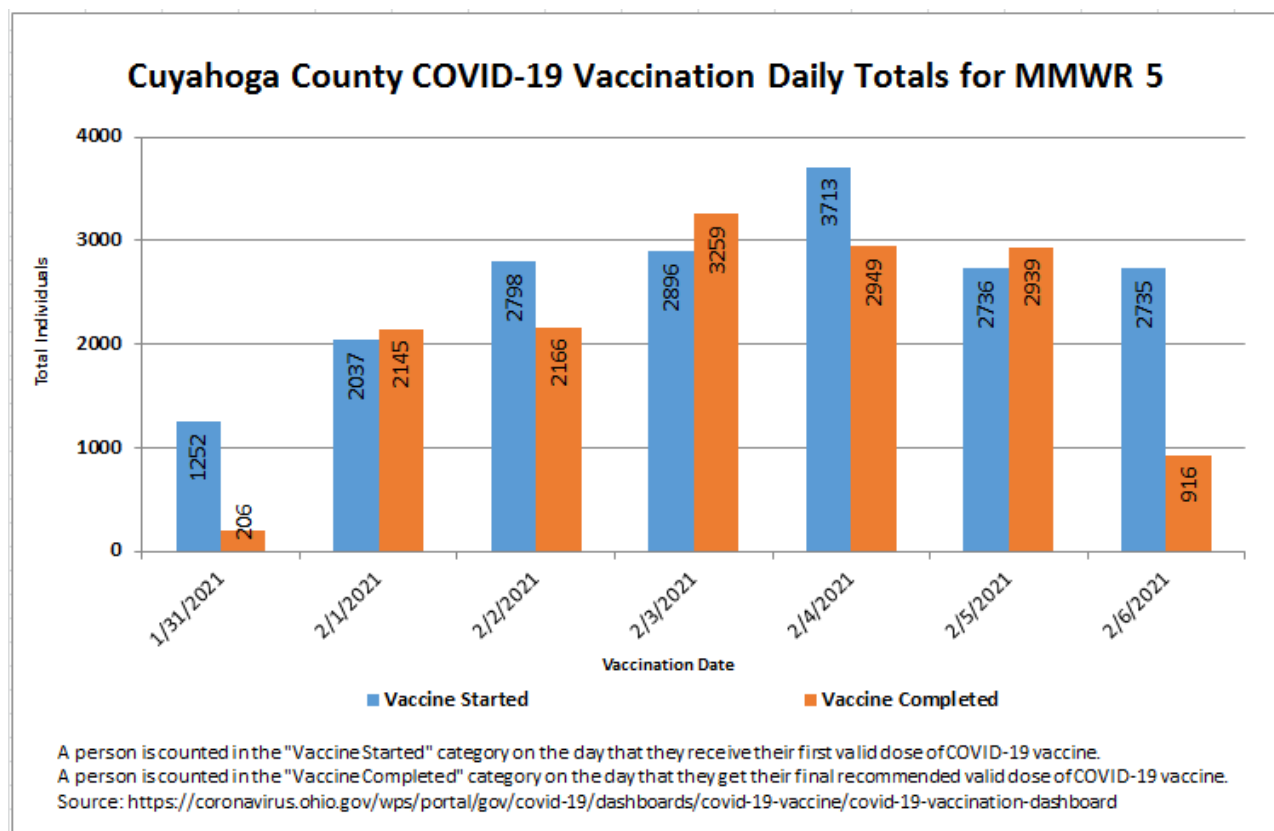
### COVID-19 RT-PCR Testing in Cuyahoga County nursing homes via Centers for Medicare & Medicaid Services

Reporting Period	Total Tests	% Positive
1/21-2/3	13,191	15.0%

# Vaccination

## Cuyahoga County COVID-19 Vaccination Status as of February 6, 2021

	Total Individuals	% of Population
Vaccine Started	110,212	8.75%
Vaccine Completed	36,861	2.93%



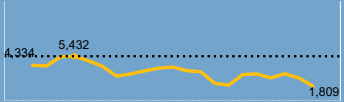
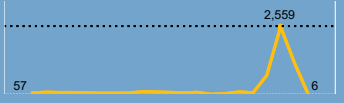
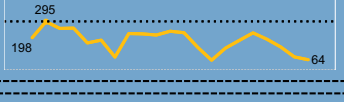

Report Date: February 11, 2021

Notes: Data are through February 6, 2021 unless otherwise noted.

Analyses were conducted by R. Stacklin, S. Szabo, T. Khaled, S. Zelenskiy, S. Smith, & J. Rush. All data are preliminary and subject to change as additional information is reported.

# COVID - 19 | Key Indicators

Last Updated: 02-14-21

Cases	Total Reported <b>Cases</b>	Last 24 Hour Reported <b>Cases</b> Change	21 Day Reported <b>Case</b> Average	21 Day Trend
	<b>939,350</b>	<b>1,809</b>	<b>3,573</b>	
Deaths	Total Reported <b>Deaths</b>	Last 24 Hours Reported <b>Deaths</b> Change	21 Day Reported <b>Death</b> Average	21 Day Trend
	<b>16,346</b>	<b>6</b>	<b>268</b>	
Hospitalizations	Total Reported <b>Hospitalizations</b>	Last 24 Reported Hours <b>Hospitalizations</b> Change	21 Day Reported <b>Hospitalization</b> Average	21 Day Trend
	<b>48,556</b>	<b>64</b>	<b>180</b>	
ICU Admissions	Total Reported <b>ICU Admissions</b>	Last 24 Hours Reported <b>ICU Admissions</b> Change	21 Day Reported <b>ICU Admission</b> Average	21 Day Trend
	<b>6,933</b>	<b>8</b>	<b>20</b>	

All dates are based when an indicator is reported and will not match data in other COVID-19 dashboards provided by the Ohio Department of Health. All other dashboards are based on onset date, date of hospitalization, or date of death.

# COVID – 19 | KEY METRICS

Total Cases

**939,350**

Confirmed Cases

**810,922** (86%)

CDC Expanded Case Definition  
(Probable)

**128,428** (14%)

Total Deaths

**16,346** (2%)

Confirmed Deaths

**13,904** (1%)

CDC Expanded Death Definition  
(Probable)

**2,442** (0%)

Age Range

**<1 - 111**

Median Age

**42**

Number of  
Hospitalizations

**48,556** (5%)

Number of ICU  
Admissions

**6,933** (1%)

Counties with at Least One Case

**88**

\*Total Tested In Ohio

**9,587,475**

Total Healthcare Workers

**54,274** (6%)

Female

**53%**

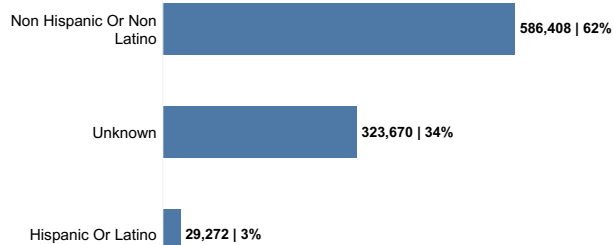
Male

**46%**

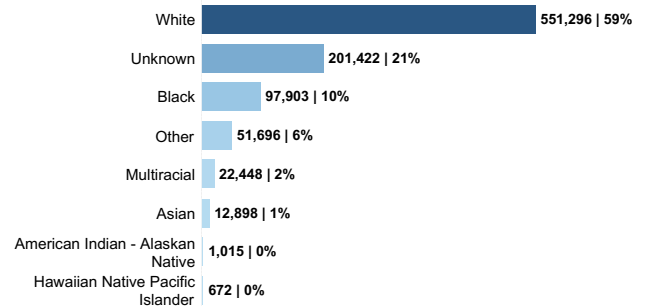
Unknown

**1%**

## Ethnicity



## Race



\*Includes testing performed on Ohio residents and voluntarily reported to the Ohio Department of Health as of 02-14-21 at 2:00pm



02-11-2021

January Stats

ACCIDENTS:

FATAL	0
DEER	2
HIT SKIP	6
INJURY	0
NON INJURY	12
PRIVATE PROPERTY	2
PHYSICAL ARRESTS:	41
SPEEDING TICKETS:	16
THEFT COMPLAINTS:	12
(includes attempts)	