

## **SAFETY COMMITTEE MINUTES**

### **APRIL 20, 2021**

The Safety Committee meeting was held on April 20, 2021, at North Royalton City Hall, 14600 State Road. The meeting was called to order at 6:19 p.m.

**PRESENT: Committee Members:** Chair Mike Vos, Vice Chair Joanne Krejci, Jeremy Dietrich; **Council:** Paul Marnecheck, Vincent Weimer; Linda Barath; Jessica Fenos **Administration:** Mayor Larry Antoskiewicz, Law Director Thomas Kelly, Fire Chief Robert Chegan, Lieutenant James Cutler, Finance Director Eric Dean

### **APPROVAL OF MINUTES**

Moved by Mr. Vos, seconded by Mr. Dietrich to **approve the minutes for the March 16, 2021 Safety Committee meeting.** Yeas: 3. Nays: 0. **Motion carried.**

### **UNFINISHED BUSINESS**

#### **1. COVID-19 Local Response**

See attached report.

Chief Chegan stated are numbers dipped a bit in April, they came back up a little bit in the past 7-10 days, but we are still at a lower pace for COVID. The Fire Department is running higher call volumes unfortunately and we are still seeing is 10-20% potential COVID. It has not changed our operations; we have not changed our City policy since the last time we spoke. For the Fire Department it's been status quo and he does believe as far as most departments in the city we have been relatively healthy moving forward.

#### **2. Police & Safety Report**

Lieutenant Cutler stated we have Drug Take Back this weekend. There will be 2 locations; Timber Ridge and Giant Eagle.

See attached report.

As far as the speed signs, 2 of them are down; problem with the LED's not working in certain grids so 2 of them are going back but the other one is up and working. It's going around the city now. They just took it out of South Hampton and he is waiting on the speed results to be tabulated.

Mr. Marnecheck asked that the 2 that are down under warranty? Lieutenant Cutler stated yes for 2 years. They are going to send us the box prepaid. We just put them in there and ship them back. They will replace the LED boards and send them back. So, no cost to us.

Mr. Marnecheck asked Lieutenant Cutler if he liked the speed signs. Lieutenant Cutler stated yes, they graph everything from the time of day to the top speed to the average speed, because usually as soon as someone sees the sign they slow down, so it will tell you if they came in at 45 mph and then they drop down to 35 mph, it puts their average speed in between 30-35 and 5 mile an hour increments. It is quite effective; it counts the cars, the time, the day that they came through, so it gives us an idea as well if the police will sit there to run radar, so we aren't wasting time.

#### **3. Fire Engine Purchase**

Chief Chegan stated by the 1<sup>st</sup> or 2<sup>nd</sup> Council meeting of May we will have legislation for the truck purchase. He is still waiting for final numbers for that. The goal for this truck is going to actually duplicate the chassis and all the way passed the pump panel on our current ladder truck. It will be the same truck, pump and engine for consistency's sake and this will be off the State bid. The pricing is set based on the State bid. The back part of the truck, just the compartment space, will be as simple as the engine that it is replacing. It won't be

anything big and fancy, it will just be the truck that's replacing that one. The only difference is we are going from a commercial cab to the regular cab which we are accustomed to, so that's the goal. Mr. Dean will be working on that and it will be out by the 1<sup>st</sup> meeting in May, if not the 2<sup>nd</sup>. We are at a crunch because the engine that we want is no longer going to be available in that chassis.

Mr. Dietrich stated 2 different companies, one builds the engine and one builds the truck and you are putting those together. Chief stated any manufacturer usually has multiple; for example, Peirce which is all of the trucks that we have that you can put a Cummins engine in there, you can put a Detroit Diesel. Detroit is no longer supplying engines to fire trucks any more and that's across the board. They are still making them but only for over the road. There is going to be no issues with us using that engine in a truck. There's going to be parts; there's going to be service.

Mr. Wos stated based on since this motor is similar/same as the prior truck, how is the reliability on that? Chief Chegan stated the trucks we bought in 2017 have the Detroit Diesel (DD13). We have had no issues; only the emissions that come with the engines. Unfortunately, the EPA did not pull-out public safety which counts for .001% of all trucks on the road. They opted to keep us hands strong with the issues that we have and that's not acceptable. We should not have those issues and going into LIT mode; we have to stop; the engine has to regenerate before it can move again. It's gone better; we had the 1<sup>st</sup> generation of emissions issues in 2011 on our Ford F1650 Engines but we had a lot of problems with those. We have had no issues with the DD13's we have had for 4 years now and that's why we want to stay with it and for consistency's sake. We do a lot of work in house; some of the guys are mechanically inclined and we can do a lot of trouble shooting now that all 3 engines are the same.

Mr. Dietrich asked if Council approves, what is the delivery date? Chief Chegan stated as quick as 11 months to 14 months. Delivery in 2022, which would make that engine almost 20 years old that we currently have and we will be keeping it for a spare. He stated he will be shooting for a couple of grants to outfit it for some extra supplies. We will start nit picking with the available budget that we have to add some extra hoses and things of that nature because if we by chance have a disaster of some sort, we can always pull that one right out of the garage and have an extra vehicle.

### **NEW BUSINESS**

Chief Chegan stated we are starting the basic hydrant maintenance. Your notices will be going out to wards. We will do the wards in order like we always do except that we will be starting with a couple of the main roads 1<sup>st</sup>; W. 130<sup>th</sup>, State and Royalton Road. Otherwise, your residents will be getting notices via Reverse 911 when we will be in the area and it will basically say we will be in your ward for the next 5-10 days and that's always based on weather permitting and our run volume too. Residents are encouraged when they do get rusty water to run your cold water until it clears out and if they have any issues, they can call the Fire Department.

### **ADJOURNMENT**

Moved by Mr. Wos seconded by Ms. Krejci **to adjourn the April 20, 2021 meeting.** Yeas: 3 Nays: 0. **Motion carried.**

**Meeting adjourned at 6:30 p.m.**

04-19-2021

March Stats

ACCIDENTS:

FATAL	0
DEER	5
HIT SKIP	2
INJURY	0
NON INJURY	21
PRIVATE PROPERTY	7
PHYSICAL ARRESTS:	71
SPEEDING TICKETS:	34
THEFT COMPLAINTS: (includes attempts)	11

# Cuyahoga County COVID-19 Report — MMWR Week 14

## Cuyahoga County Board of Health Jurisdiction Data

Case Overview			Weekly Trends
Total Cases <sup>***</sup>	74901	100.0%	New Cases Reported <sup>**</sup>
Total Hospitalizations	4195	5.6%	▲ More than previous week
Total ICU Admissions	811	1.1%	New Deaths Reported <sup>**</sup>
Total Deaths <sup>****</sup>	1526	2.0%	▲ More than previous week
Total Presumed Recovered <sup>*</sup>	70557	94.2%	

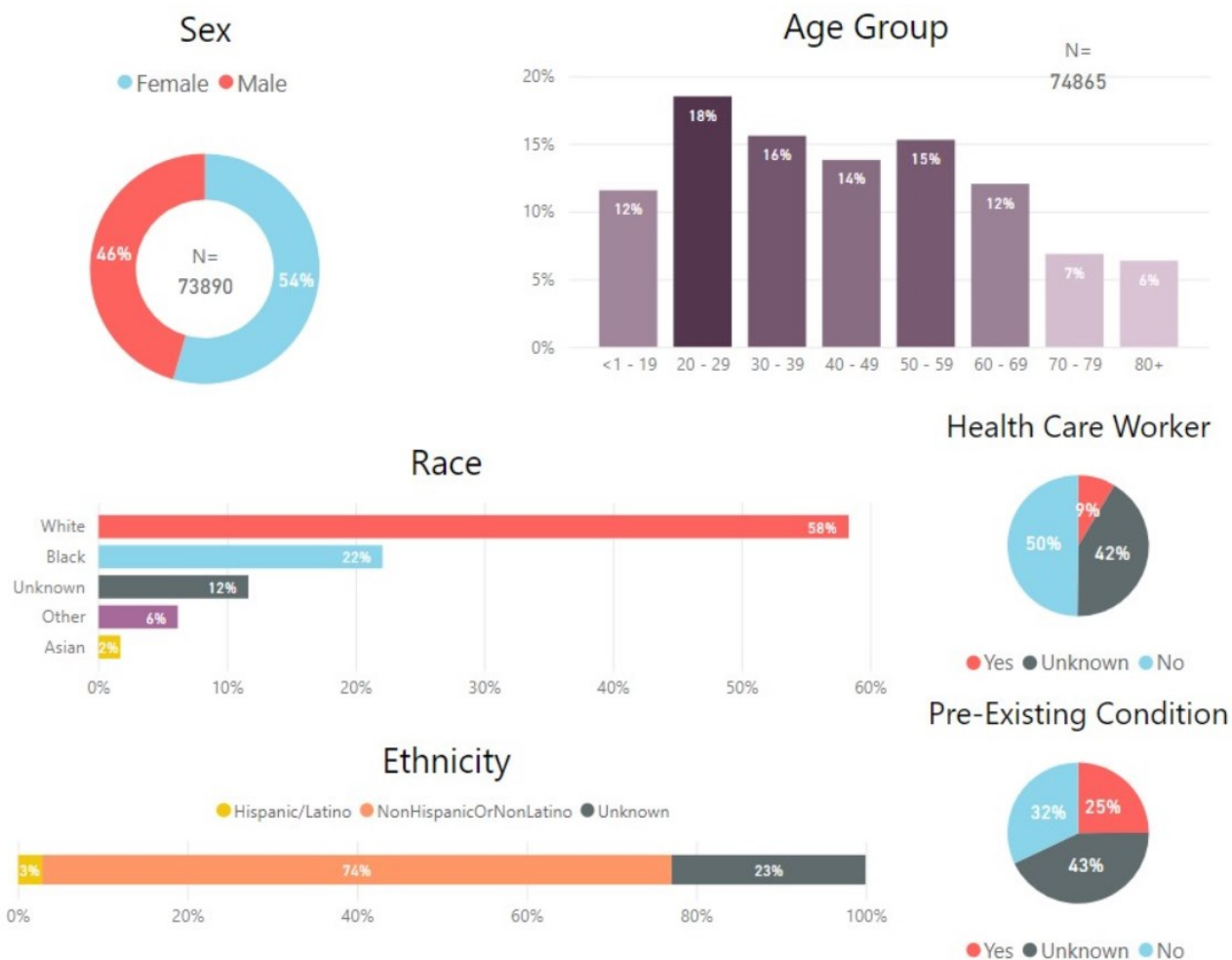
\*Measure changed to ODH definition 8/2020

\*\*Reporting period changed to MMWR weeks 11/2020

\*\*\*Numbers include lab-confirmed & probable cases

\*\*\*\*Numbers represent CCBH jurisdiction based on ODH Vital Statistics

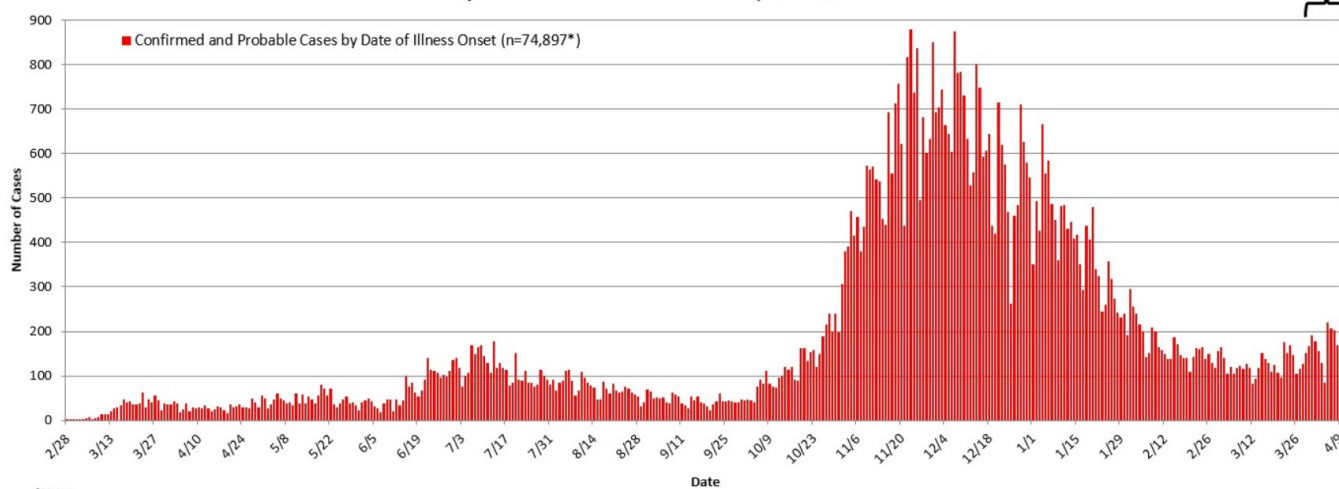
## Case Demographics



## Epi Curve

Cuyahoga County Board of Health Jurisdiction COVID-19 Cases (n=74,901)  
by Illness Onset Date as of April 10, 2021

Illnesses that began during this time may not yet be reported



\*Note:  
Confirmed cases (n=64,783) have lab evidence of COVID-19; missing data n=4. Probable cases (n=10,114) have clinical disease and an epidemiologic link to a confirmed COVID-19 case.  
All data are preliminary. Trend data are based on illness onset date. If onset date is unknown, the earliest known date associated with a case is used.


## Map of COVID-19 cases in Cuyahoga County (including City of Cleveland) by ZIP Code

### Reported COVID-19 Cases by Zip Code

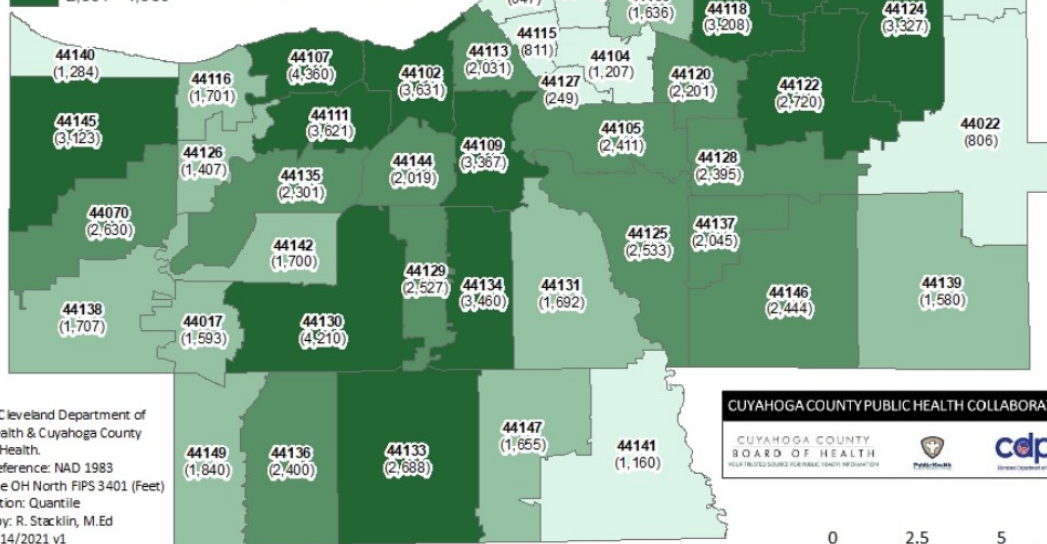
#### Cuyahoga County, OH

(through April 10th)

#### Count



Notes:  
Data do not represent risk of exposure.  
Totals include lab-confirmed and probable cases based on location of residence. Cases with missing address information are excluded.  
All data are preliminary and subject to change as additional information is reported.



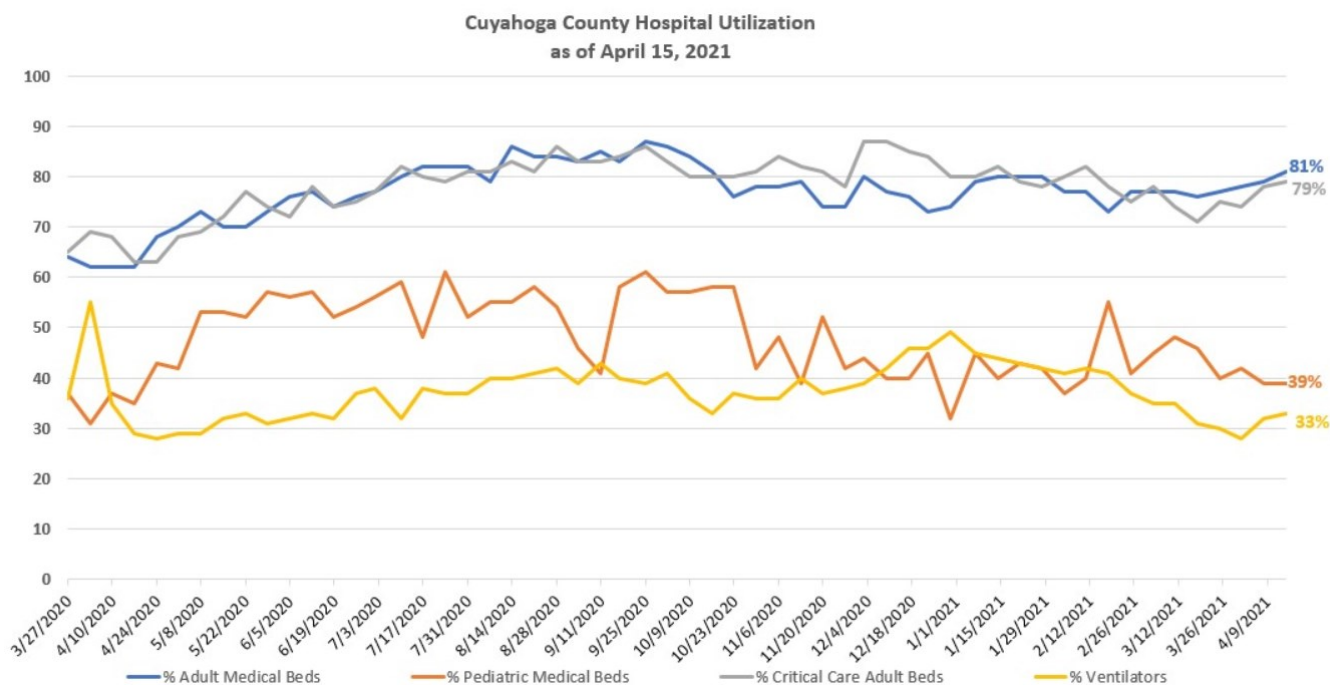
Sources: Cleveland Department of Public Health & Cuyahoga County Board of Health.  
Spatial Reference: NAD 1983 StatePlane OH North FIPS 3401 (Feet)  
Classification: Quantile  
Created by: R. Stacklin, M.Ed  
Date: 04/14/2021 v1

CUYAHOGA COUNTY PUBLIC HEALTH COLLABORATIVE  
CUYAHOGA COUNTY BOARD OF HEALTH  
YOUR TRUSTED SOURCE FOR PUBLIC HEALTH INFORMATION

0 2.5 5 Miles

## Cuyahoga County Data

### Hospital Utilization



### Hospital Testing

#### PCR Testing for SARS-CoV-2 via Cuyahoga County hospital facilities

MMWR Week	Total Tests	% Positive
3/14-3/20	19,753	4.4%
3/21-3/27	19,507	4.9%
3/28-4/3	20,297	5.6%
4/4-4/10	20,521	6.1%

### Nursing Home Testing

#### COVID-19 RT-PCR Testing in Cuyahoga County nursing homes via Centers for Medicare & Medicaid Services

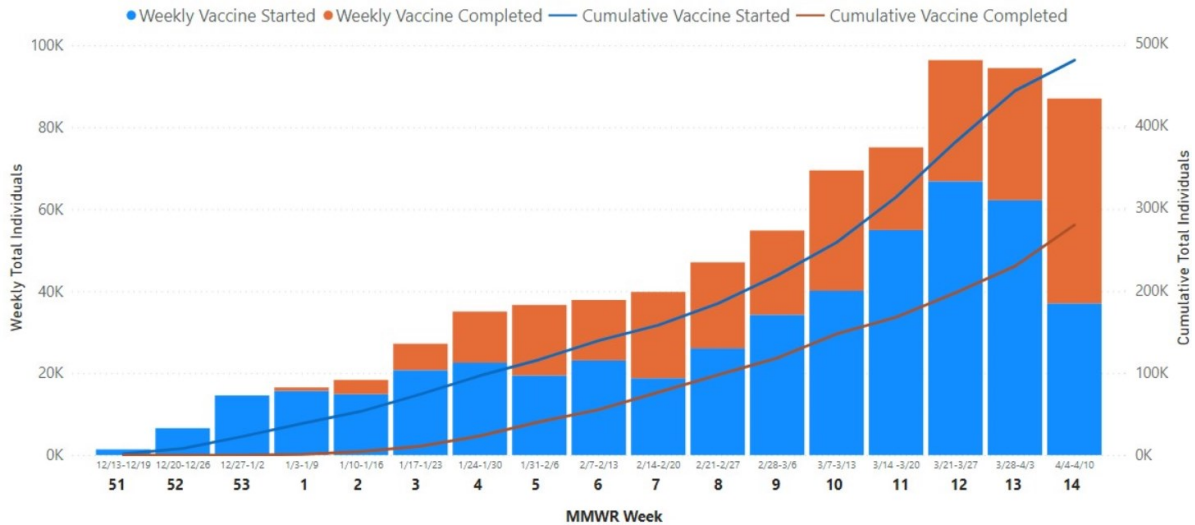
Reporting Period	Total Tests	% Positive
3/24-4/6	8,531	11.0%

## Vaccination

A person is counted in the "Vaccine Started" category on the day they receive their first valid dose of COVID-19 vaccine. A person is counted in the "Vaccine Completed" category on the day that they get their final recommended dose of COVID-19 vaccine. For single-dose vaccines, individuals are counted in both "Vaccine Started" and "Vaccine Completed" categories.

### Cuyahoga County COVID-19 Vaccination Status

Vaccine Started: 479,117 38.04% of population Vaccine Completed: 279,140 22.16% of population



Source: <https://coronavirus.ohio.gov/wps/portal/gov/covid-19/dashboards/covid-19-vaccine/covid-19-vaccination-dashboard>

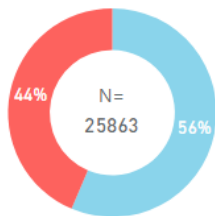
### Cuyahoga County Board of Health COVID-19 Vaccination Totals and Demographics

Data reflect individuals receiving at least one dose of COVID-19 vaccine from the Cuyahoga County Board of Health.

Vaccine Started: 27,720 Vaccine Completed: 14,697

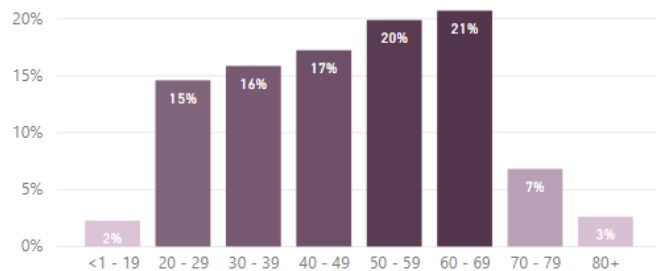
#### Sex

Female Male

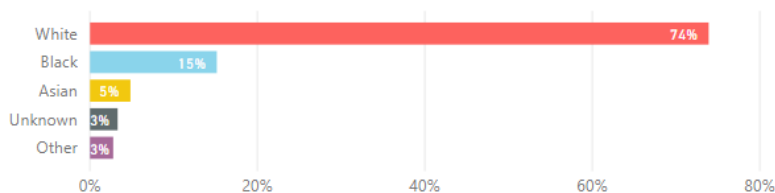


#### Age Group

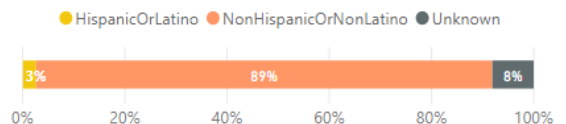
N= 27720



#### Race



#### Ethnicity



Report Date: April 15, 2021. Notes: Data are through April 10, 2021 unless otherwise noted. Analyses were conducted by R. Stacklin, S. Szabo, T. Khaled, S. Zelenskiy, A. Dannemiller, & S. Smith. All data are preliminary and subject to change as additional information is reported.

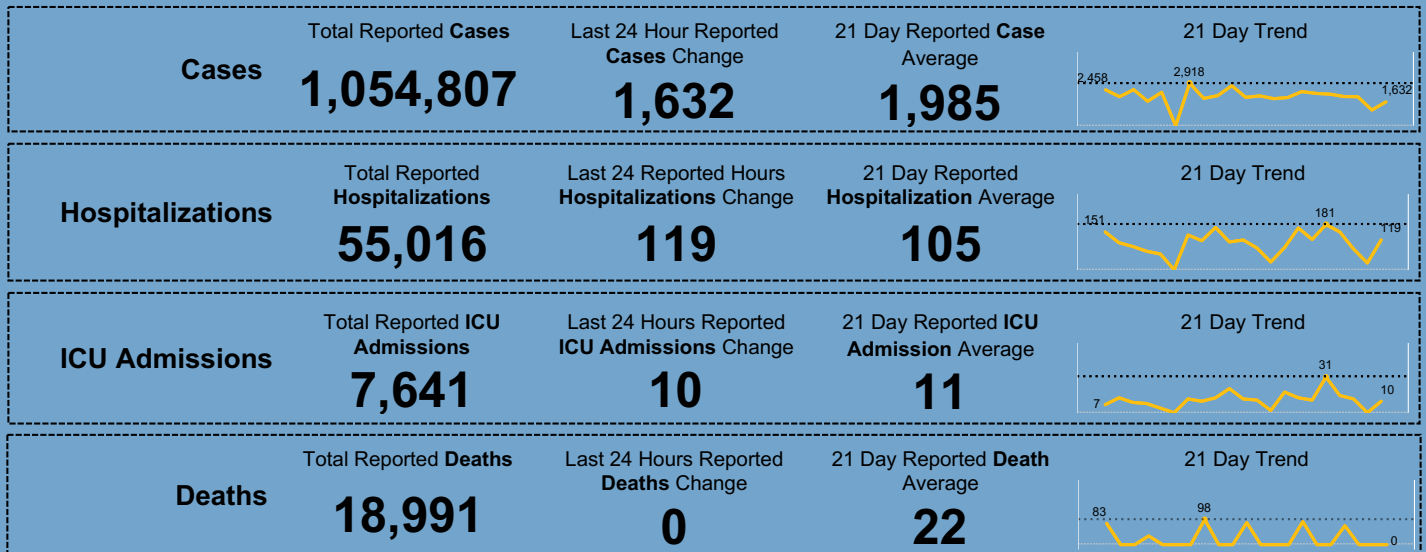
CUYAHOGA COUNTY  
BOARD OF HEALTH  
YOUR TRUSTED SOURCE FOR PUBLIC HEALTH INFORMATION

5550 Venture Drive Parma, Ohio 44130  
216-201-2000 [www.ccbh.net](http://www.ccbh.net)

# COVID - 19 | Key Indicators

Last Updated: 04-19-21

Other states do not send death certificates to ODH's Bureau of Vital Statistics on a regular schedule and therefore fluctuations will be reflected in reported mortality data. Deaths are assigned to their appropriate date of death.



All dates are based when an indicator is reported and will not match data in other COVID-19 dashboards provided by the Ohio Department of Health. All other dashboards are based on onset date, date of hospitalization, or date of death.

Mortality data is verified by coded death certificate information received from the National Center for Health Statistics, and can take some time to receive. This information is not available daily, and is updated approximately twice per week as data is received.

\*\*Starting 03/02/2021, the COVID-19 death data will be reported from the Electronic Deaths Registration System. The "Last 24 Hour Reported Change", "21 Day Reported Average" and "21 Day Trend" metrics will initially be incomplete but will continue to be updated.



# COVID – 19 | KEY METRICS

Other states do not send death certificates to ODH's Bureau of Vital Statistics on a regular schedule and therefore fluctuations will be reflected in reported mortality data. Deaths are assigned to their appropriate date of death.

Total Cases

**1,054,807**

Confirmed Cases

**888,894 (84%)**

CDC Expanded Case Definition  
(Probable)

**165,913 (16%)**

Ohio Resident Deaths

**18,991**

Deaths in State of Ohio

**18,989**

Age Range

**<1 - 111**

Median Age

**42**

Number of  
Hospitalizations

**55,016 (5%)**

Number of ICU  
Admissions

**7,641 (1%)**

Counties with at Least One Case

**88**

\*Total Tested In Ohio

**11,582,295**

Total Healthcare Workers

**60,113 (6%)**

Female

**53%**

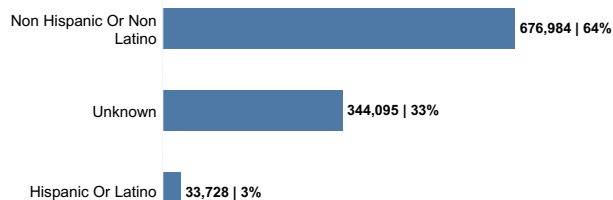
Male

**46%**

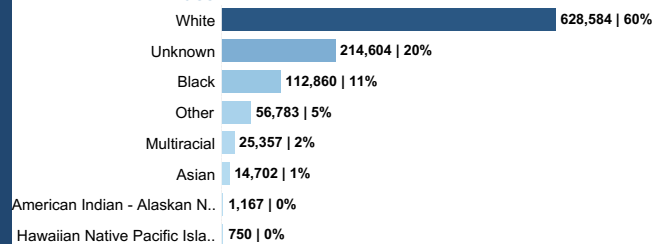
Unknown

**1%**

## Ethnicity



## Race



\*Includes testing performed on Ohio residents and voluntarily reported to the Ohio Department of Health as of 04-19-21 at 2:00pm

Totals include confirmed and CDC Expanded Case Definition (Probable).

Mortality data is verified by coded death certificate information received from the National Center for Health Statistics, and can take some time to receive. This information is not available daily, and is updated approximately twice per week as data is received.