

FINANCE COMMITTEE MINUTES

JUNE 15, 2021

The Finance Committee meeting was held on June 15, 2021, at North Royalton City Hall, 14600 State Road. The meeting was called to order at 7:04 p.m.

PRESENT: **Committee Members:** Chair Paul Marnecheck, Vice Chair Mike Vos, Linda Barath; **Council:** Jeremy Dietrich, Vincent Weimer, Jessica Fenos, Joanne Krejci; **Administration:** Mayor Larry Antoskiewicz, Fire Chief Robert Chegan, Police Chief Keith Tarase, Finance Director Eric Dean, Law Director Thomas Kelly, Marty Toukonen; **Other:** John Nickell.

Approval of April 20, 2021 and May 18, 2021 Finance Committee minutes. Moved by Mr. Marnecheck, seconded by Mr. Vos. Vote: Yeas: 3 Nays: 0 **Motion carried.**

UNFINISHED BUSINESS

1. Monthly Finance report including tax collections status

Mr. Dean reported that we ended the month of May with \$25.4m, which was a slight increase from April. He brought up previous discussions about income tax collections. What we received this month was from the tax deadline. Last meeting, Mr. Dean predicted \$1.85m, which is what was received in collections for the month. This puts us ahead by over \$1m from last year. He is cautious right now because our deadline was July 15th. We are at 55% of our total collections for the year. We are where we were two years ago, a more typical year; in comparison, which is good. Mr. Dean felt that we are in good shape pertaining to income taxes and that we will meet our estimates. The estimate is below what was received in 2019. But that had been a concern, with regard to how Covid was going to affect our finances. He believed that we are free and clear from that.

Also see attached report.

2. Overtime

Mr. Dean advised that overtime looks good, in which we are at \$280,000 for the year. 24% of our budget has been utilized and we have had 46% of the year completed, which is good.

3. Jail Task Force Update

Ms. Barath mentioned that a meeting was held and they were provided with another jail assessment report, which is in need of review. Mayor Antoskiewicz provided an update on his ongoing discussions with neighboring cities about a cost sharing program. Matthew Stuczynski submitted a proposal to the company called Coral Gable, who prepared a study for the City of Middleton that we reviewed. We are making efforts to try and obtain a cost back from them to make some assessments in our situation; with what direction to go with concerning the jail.

4. The Buckeye Institute, et al. v. Megan Kilgore, et al Franklin County Court of Common Pleas Case # 20CV-4301

Mr. Kelly advised that the Buckeye case in Franklin County is over at the trial court level. Two are still pending in two other counties, including Cuyahoga County to his understanding. However, he has had discussions with Mr. Dean about these matters and is prepared to speak to Council.

Mr. Dean mentioned that he does get updates from RITA about this legislation and how it would affect things. Currently, the House of Representatives and the Senate are working on the state's two-year budget. The fiscal year for the state is June 30th, therefore they have to pass the budget before then. The House passed the budget, which included the ability to not tax residents in cities that they are not working in. Mr. Marnecheck asked for

clarification, whereas he has worked from home for 14 months due to Covid, if he would then only pay taxes for North Royalton in this proposal. Mr. Kelly clarified yes, and that it is retroactive. Mr. Dean indicated it is only retroactive since the beginning of 2021. He had heard that the Senate may look back into March 2020; however, it was uncertain. Mr. Dean felt that we would have to wait and see what comes out of that legislation. He felt there could be potential tax issues with going back that far. He would make sure that residents are aware that they can obtain the withholding money back eventually.

Mr. Marnecheck asked whether this legislation would end the lawsuit. Mr. Kelly noted that it was impossible to know at this time. From his observations, the Senate is going to have some input and it would likely go to a conference. He concurred with Mr. Dean noting that we would have to wait and see the outcome. They have until June 30th, which is soon. Mayor Antoskiewicz felt that this lawsuit could potentially go away, however, others may also be filed from cities that are being affected. Mr. Kelly concurred.

Mr. Marnecheck wanted to confirm that we do not need to be doing anything further, other than continuing to monitor this. Mr. Kelly indicated that nothing more needed to be done. He recalled what Mr. Dean had said, whereas for the City, it is generally a break-even proposition; what we may not gain on one side, we may gain on the other. Mr. Kelly believed that it would be in the positive. Mr. Kelly concurred with the Mayor that most likely, the other side may step forward with their lawyers and try to overturn it. Mr. Marnecheck mentioned changing this to local income tax collection for the next agenda.

5. RITA: Non-Filing Delinquency Program

Mr. Dean recapped the last meeting, whereas we discussed the subpoena program. The information that he provided Council was part of the program, in which a letter program is implemented; identifying accounts that did not file. Initially, they send out the letters. The subpoena program comes later, in which the City must pay for it. The statistics on the letter program identified roughly 5000 delinquent accounts. Of those accounts, they collected \$114,000; which 983 of those accounts were closed, and 711 of the accounts were corrected. This helps clean up the accounts in general. The next part of the program would entail a more enforced action on the accounts that appear to be unpaid.

Mr. Marnecheck asked for clarification about the information that was sent out, whether the balance is what RITA felt could be collected. Mr. Dean clarified yes, that is probably based on prior years. Mr. Marnecheck asked about the \$281,000 of taxable revenue, which Mr. Dean verified was the correct number. Mr. Marnecheck reiterated that we are being charged \$1 per subpoena, versus \$8 in the past. Mr. Dean concurred and would keep everyone updated on the program.

Ms. Fenos raised question on the amount of \$114,000 in payments, whether the program considered the letters to be successful. Mr. Dean clarified that they did consider it successful. The letter itself, and collecting that amount of money has been pretty successful. He felt that we would collect that much with a normal subpoena program; which is normally between \$50,000-\$80,000. Mr. Marnecheck asked about the cost thus far for these programs. Mr. Dean indicated that with the \$1 dollar cost per subpoena, it was 5,000 accounts; we would get a bill. Mr. Marnecheck asked about the cost, in order to receive that \$114,000. Mr. Dean clarified that it was free, in which we are up \$114,000. The next step would be more of a challenge.

NEW BUSINESS


1. Proposed Ordinance – ARPA grant acceptance

Mr. Kelly reported that there is some indication in the legislation, that the recipient of municipalities is being called upon to pass legislation, that they would receive it and plan to spend only in accord with the rules and regulations by the Federal Government. We are simply trying to cover the administrative concerns that the Federal Government has. Mayor Antoskiewicz commented that it was very similar to what we created for the CARES Act (Coronavirus Aid, Relief, and Economic Security Act).

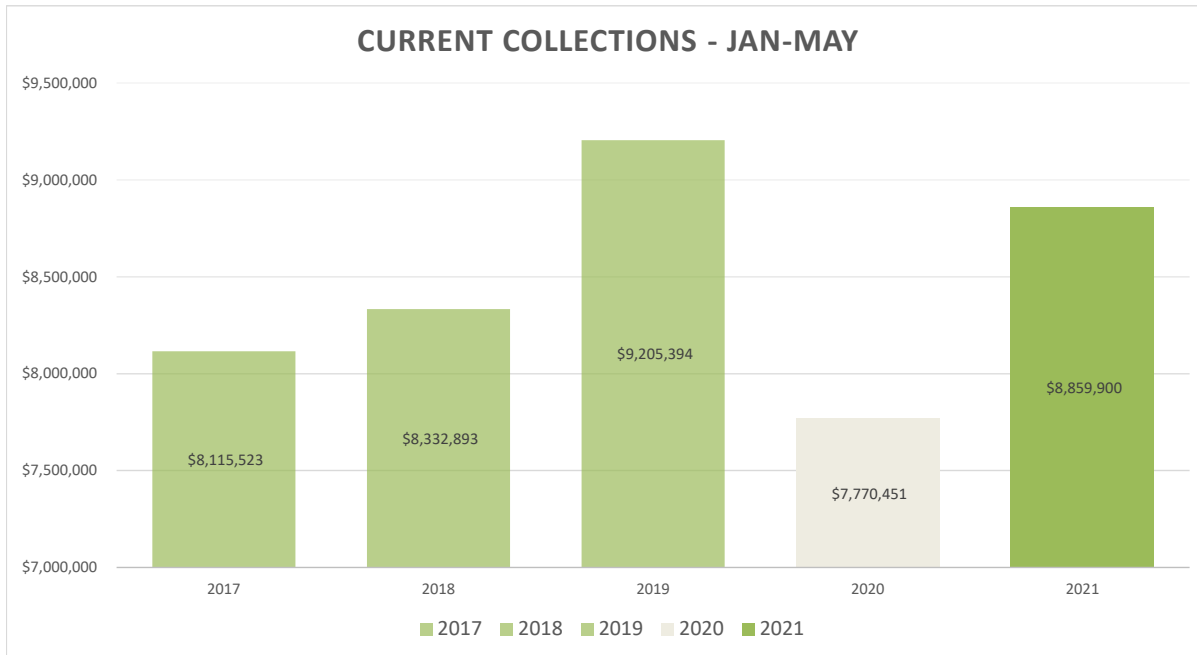
ADJOURNMENT

Moved by Mr. Marnecheck, seconded by Ms. Barath to **adjourn the June 15, 2021 Finance Committee meeting**. Yeas: 3. Nays: 0. **Motion carried.**

Meeting adjourned at 7:17 p.m.



- *** All of these calculation are to see if tax receipts are coming in as estimated.
- 1 Tax collections received during the month of our annual filling deadline are the largest monthly receipts in the year
 - 2 The tax filling dates in 2020 was moved to July 17
 - 3 The tax filling date in 2021 was moved to May 17th.
 - 4 The quarterly tax estimate dates for estimated payments were not moved.
 - 5 As of June 15th we have received 55% of our estiamted receipts
 - 6 This is the same percentage from 2017-2019 as of June for actual receipts
 - 7 **2021 Tax collection amounts will meet our estimate**



- annual tax filing month

- received larger payments due to annual filling

Collection Month	Received	2017	2018	2019	2020	2021	2021 vs. 2019
December	January	\$ 1,368,440	\$ 1,469,332	\$ 1,324,675	\$ 1,380,501	\$ 954,162	
January	February	\$ 1,094,214	\$ 1,029,603	\$ 1,477,723	\$ 1,435,299	\$ 1,770,997	
February	March	\$ 819,362	\$ 863,457	\$ 1,177,827	\$ 1,041,527	\$ 951,542	
March	April	\$ 1,237,081	\$ 1,261,411	\$ 1,180,373	\$ 1,416,566	\$ 1,552,414	
April	May	\$ 1,980,398	\$ 2,172,203	\$ 2,401,547	\$ 1,449,168	\$ 1,782,832	
May	June	\$ 1,616,029	\$ 1,536,888	\$ 1,643,249	\$ 1,047,389	\$ 1,847,953	
		\$ 8,115,523	\$ 8,332,893	\$ 9,205,394	\$ 7,770,451	\$ 8,859,900	\$ (345,494)
June	July	\$ 1,497,887	\$ 1,635,567	\$ 1,738,752	\$ 1,270,771		
July	August	\$ 1,120,476	\$ 1,013,041	\$ 855,839	\$ 2,232,292		
August	September	\$ 946,780	\$ 967,598	\$ 1,161,486	\$ 1,213,841		
September	October	\$ 1,578,159	\$ 1,397,793	\$ 1,657,069	\$ 1,638,868		
October	November	\$ 1,130,823	\$ 958,687	\$ 1,121,254	\$ 1,121,190		
November	December	\$ 856,162	\$ 756,513	\$ 911,307	\$ 929,163		
	YTD Total	\$ 8,115,523	\$ 8,332,893	\$ 9,205,394	\$ 7,770,451	\$ 8,859,900	
	total estimate/actual	\$ 15,245,809.52	\$ 15,062,091.95	\$ 16,651,101.28	\$ 16,176,576.49	\$ 16,087,000.00	\$ (564,101.28)
	% of actual at May	53%	55%	55%	48%	55%	

Delinquent and Subpoena Program Activity By Municipality For Individual Accounts

DWGRDSA



Program Effectiveness NORTH ROYALTON

Type of Letter	# of Letters	# of Forms	Liability	Penalty	Interest	Net Amount	Payments	Balance
198	5,006	1,205	-259,321.79	-107,187.58	-29,286.85	-395,796.22	114,091.29	-281,704.93
199	0	0	0.00	0.00	0.00	0.00	0.00	0.00
Total	5,006	1,205	-259,321.79	-107,187.58	-29,286.85	-395,796.22	114,091.29	-281,704.93

Reasons The Account Delinquency Was Satisfied

Account Status Changes

Status Description	# of Accounts
Moved Out	40
Scheduled Moved Out	156
Undeliverable	311
Retired	98
Scheduled Retired	19
Deceased	23
Scheduled Deceased	7
Under 18	0
Joint Filer	38
Wrong ID	19
Military	0
Miscellaneous	0
Total	711

Other Reasons

Status Description	# of Accounts
Accounts w/Final Filed	983

City of North Royalton
Bank Reconciliation
May 31, 2021

Bank Balance

Bank Statements:

Fifth Third Bank - Investment Account	\$	13,320,187.34
Star Ohio - Investment Account	\$	7,432,010.77
Fifth Third Bank - Operating	\$	4,214,246.98
First National Bank Investment Account	\$	522,465.16
Petty Cash	\$	5,050.00
		<hr/>
Total Statements		\$25,493,960.25

Adjustment to Bank Balance:

Pending FF dues deposit	\$	(1,650.00)
Pending def comp deposits	\$	(27,915.00)
Pending NSF repayment	\$	40.40
prior HSA refund	\$	296.00
Deposit in Transit-Credit Cards	\$	(222.85)
Outstanding Checks	\$	(65,455.35)
Fifth Third Bank - Change in Investment Value	\$	4,778.31
		<hr/>

Adjusted Bank Balance		\$25,403,831.76
------------------------------	--	------------------------

Book Balance:

Total All Funds - per Tyler Munis System	\$	25,403,831.76
--	----	---------------

Difference		\$0.00
------------	--	--------

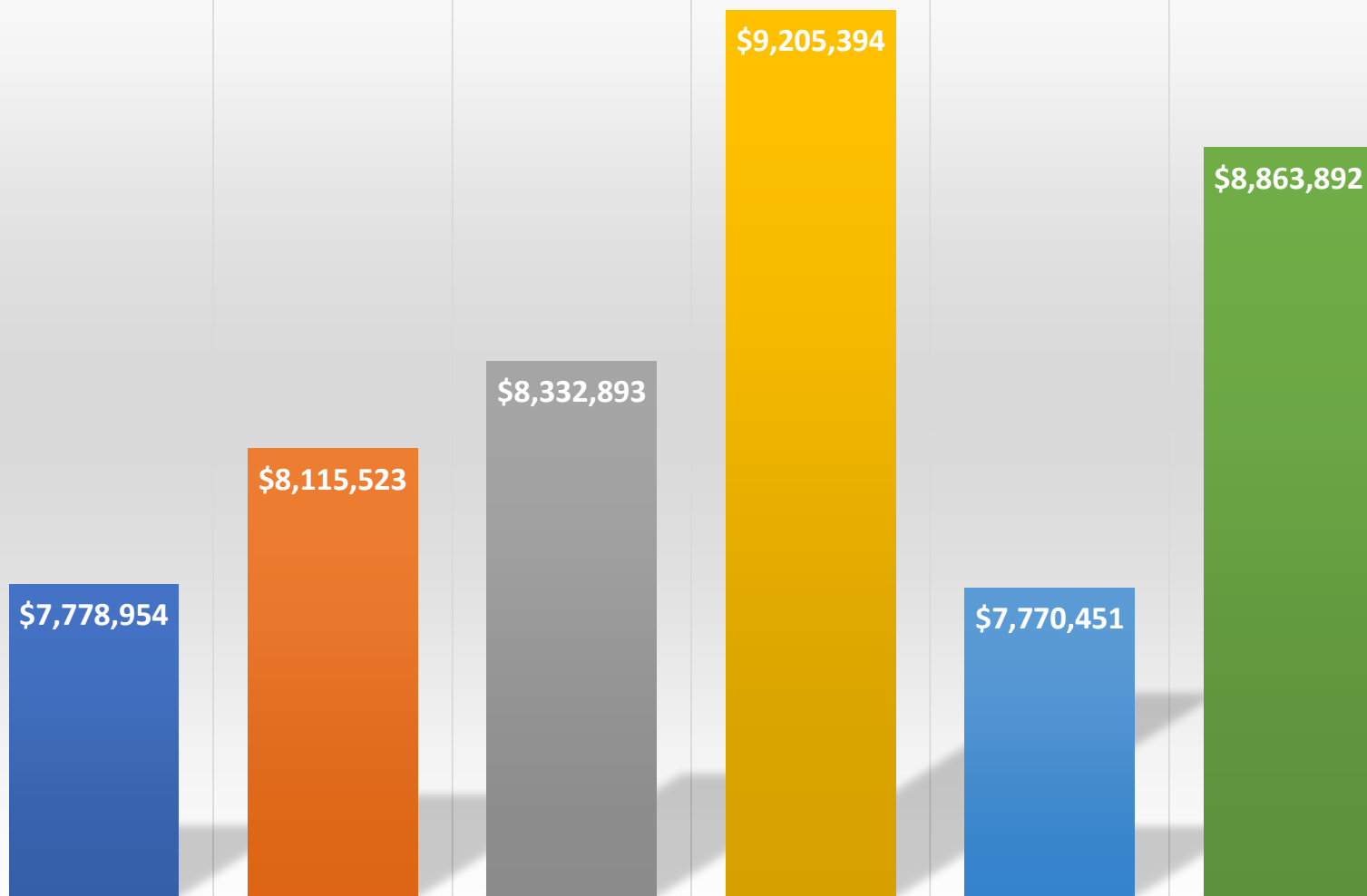
City of North Royalton
City Income Tax Collections
6/14/2021

CURRENT MONTHLY RECEIPTS		Net Receipts
received in		
collections for the month of	May-2020 / June-2021	
	Regional Income Tax Agency	\$ 1,847,952.88
	Ohio Department of Taxation	\$ 3,991.77
		\$ 1,851,944.65

Monthly Collection Detail				
	This Year	Prior Year		
	June-2021	June-2020	Difference	%
WITHHOLDING	\$ 732,544.69	\$ 572,320.19	\$ 160,225	28%
INDIVIDUAL TAXES	\$ 1,080,226.61	\$ 467,545.66	\$ 612,681	131%
NET PROFIT TAXES	\$ 92,610.95	\$ 33,964.34	\$ 58,647	173%
TOTAL GROSS RECEIPTS	\$ 1,905,382.25	\$ 1,073,830.19	\$ 831,552	77%
3% withholding for collection				
fees	(57,161.47)	(32,214.91)	\$ (24,947)	77%
legal fees/court costs	(267.90)	(915.79)	\$ 648	-71%
TOTAL LEGAL FEES AND COLLECTION COSTS	(57,429.37)	(33,130.70)	(24,298.67)	73%
TOTAL NET RECEIPTS	1,847,952.88	1,040,699.49	\$ 807,253	78%

Year to Date Receipts	Net Receipts
Regional Income Tax Agency	\$ 8,845,925.03
Ohio Department of Taxation	\$ 17,966.74
Fiscal Year 2020	\$ 8,863,891.77
Fiscal Year 2019	\$ 7,770,450.88
Increase (Decrease)	\$ 1,093,440.89 14%

Year to Date Income Tax Receipts - Net



CITY OF NORTH ROYALTON
Income Tax Receipts Summary

2021	Month Received	#101 - General	#207 Police Facilty	#211 - SCMR	#219 Office on Aging	#213 - Income Tax	#433 - Storm Water	Refunds	Overhead & Legal Fees	Net Receips
	January	\$ 721,623.59	\$ 16,666.67	\$ 151,842.68	\$ 14,583.33	\$ 34,473.33	75,921.34	\$ (30,493.67)	\$ (30,455.08)	\$ 954,162.19
	February	\$ 1,506,831.07	16,666.67	\$ 227,132.76	14,583.33	\$ 72,189.92	-	(10,545.29)	(55,861.19)	\$ 1,770,997.27
	March	\$ 770,743.35	16,666.67	\$ 155,210.80	14,583.33	\$ 33,810.91	-	(9,563.63)	(29,909.20)	\$ 951,542.23
	April	\$ 1,316,330.70	16,666.67	\$ 234,245.99	14,583.33	\$ 57,721.92	940.59	(39,576.49)	(48,499.15)	\$ 1,552,413.56
	May	\$ 1,553,901.04	16,666.67	\$ 243,876.00	14,583.33	\$ 70,360.04	93.63	(61,243.64)	(55,405.20)	\$ 1,782,831.87
	June	\$ 1,608,343.23	16,666.67	\$ 229,081.12	14,583.33	\$ 76,664.68	295.42	(36,260.43)	(57,429.37)	\$ 1,851,944.65
	July	\$ -		\$ -	-	\$ -	-			\$ -
	August	\$ -		\$ -	-	\$ -	-			\$ -
	September	\$ -		\$ -	-	\$ -	-			\$ -
	October	\$ -		\$ -	-	\$ -	-			\$ -
	November	\$ -		\$ -	-	\$ -	-			\$ -
	December	\$ -		\$ -	-	\$ -	-			\$ -
2020	Total	\$ 7,477,772.98	\$ 100,000.02	\$ 1,241,389.35	\$ 87,499.98	\$ 345,220.80	\$ 77,250.98	\$ (187,683.15)	\$ (277,559.19)	\$ 8,863,891.77
	Original Fiscal Budget	\$ 13,300,000.00	\$ 200,000.00	\$ 2,350,000.00	\$ 175,000.00	\$ 800,000.00	\$ 62,000.00	\$ (300,000.00)	\$ (500,000.00)	\$ 16,087,000.00
		56%	50%	53%	50%	43%	125%	63%	56%	55%
2020	Month Received	#101 - General	#207 Police Facilty	#211 - SCMR	#219 Office on Aging	#213 - Income Tax	#433 - Storm Water	Refunds	Overhead & Legal Fees	Net Receips
	January	\$ 1,042,820.02	\$ 16,666.67	\$ 202,432.74	\$ 14,583.33	\$ 52,465.14	101,216.37	\$ (5,926.90)	\$ (43,756.60)	\$ 1,380,500.77
	February	\$ 1,104,360.48	16,666.67	\$ 194,785.29	14,583.33	\$ 56,900.17	97,392.64	(3,879.34)	(45,509.86)	\$ 1,435,299.38
	March	\$ 784,002.65	16,666.67	\$ 159,831.20	14,583.33	\$ 38,516.97	79,915.60	(18,188.42)	(33,800.51)	\$ 1,041,527.49
	April	\$ 1,223,113.19	16,666.67	\$ 198,493.26	14,583.33	\$ 55,219.99	-	(45,865.86)	(45,644.26)	\$ 1,416,566.32
	May	\$ 1,231,997.49	16,666.67	\$ 200,347.76	14,583.33	\$ 56,897.92	-	(25,545.87)	(45,779.28)	\$ 1,449,168.02
	June	\$ 902,968.72	16,666.67	\$ 151,811.27	14,583.33	\$ 39,921.12	495.04	(45,926.55)	(33,130.70)	\$ 1,047,388.90
	July	\$ 1,084,623.60	16,666.67	\$ 179,852.89	14,583.33	\$ 49,268.31	-	(34,030.36)	(40,193.66)	\$ 1,270,770.78
	August	\$ 1,956,015.52	16,666.67	\$ 260,224.63	14,583.33	\$ 94,659.11	804.91	(41,430.60)	(69,231.09)	\$ 2,232,292.48
	September	\$ 1,020,099.39	16,666.67	\$ 187,345.36	14,583.33	\$ 44,728.66	-	(31,535.26)	(38,047.05)	\$ 1,213,841.10
	October	\$ 1,399,991.20	16,666.67	\$ 209,426.04	14,583.33	\$ 66,803.38	377.58	(17,802.82)	(51,177.17)	\$ 1,638,868.21
	November	\$ 898,462.24	16,666.67	\$ 191,377.50	14,583.33	\$ 38,283.66	20,924.51	(22,095.52)	(37,012.40)	\$ 1,121,189.99
	December	\$ 755,028.73	16,666.63	\$ 164,693.32	14,583.33	\$ 31,045.79	-	(23,024.75)	(29,830.00)	\$ 929,163.05
2020	Total	\$ 13,403,483.23	\$ 200,000.00	\$ 2,300,621.26	\$ 174,999.96	\$ 624,710.22	\$ 301,126.65	\$ (315,252.25)	\$ (513,112.58)	\$ 16,176,576.49
	Original Fiscal Budget	\$ 13,300,000.00	\$ 200,000.00	\$ 2,400,000.00	\$ 175,000.00	\$ 800,000.00	\$ 200,000.00	\$ (340,000.00)	\$ (500,000.00)	\$ 16,235,000.00
		101%	100%	96%	100%	78%	151%	93%	103%	100%

CITY OF NORTH ROYALTON
Summary of Overtime Budgets
2021 Fiscal Year

as of 6/5/2021

Fund	Department	2021 Budget	2021 Actual	
General Fund	Police Department	\$ 180,000	\$ 82,284	
General Fund	Animal Control	2,000	-	
General Fund	Fire Department	6,000	-	
General Fund	Dispatch	5,000	1,131	
General Fund	Parks & Recreation	20,000	6,906	
General Fund	Building Department	6,000	3,920	
General Fund	Mayor's Office	3,000	587	
General Fund	Finance Department	2,000	-	
General Fund	Legal Department	1,000	36	
General Fund	Engineering	500	13	
General Fund	Legislative Activity	2,500	189	
General Fund	Mayor's Court	4,000	-	
General Fund	City Hall Building and Grounds	2,000	1,866	
Police Facility Operating	Jail	35,000	12,051	
EMS Fund	Fire Department	425,000	119,140	
SCMR	Streets	27,000	13,727	
SCMR	Snow removal	30,000	9,904	
Office on Aging	Senior Assistance	5,000	-	
Community Diversion	Police Department	500	-	
Waste Water	Treatment	70,000	9,708	
Waste Water	Storms Sewer and Drainage	20,000	3,504	
Waste Water	Maintenance	45,000	16,818	
		\$ 891,500	\$ 281,786	24.58%

Current Date Represents This Percentage of the Year-

46%

City of North Royalton
Municipal Jail Operations - Income Statement
2021 Fiscal Year

Revenue

	January	February	March	April	May	YTD
Municipal Income Tax	\$ 16,667	\$ 16,667	\$ 16,667	\$ 16,667	\$ 16,667	\$ 83,335
Prisoner Housing fees	\$ 15,410	\$ 29,875	\$ 19,525	\$ 34,250	\$ 32,500	\$ 131,560
Medical Reimbursement for Prisoners	\$ 306	\$ 353	\$ 286	\$ 758	\$ 691	\$ 2,394
OVI Incarceration Fines	\$ 100	\$ 125	\$ 150	\$ 200	\$ 110	\$ 685
Misc. Revenue	\$ -	\$ -	\$ -	\$ 216	\$ -	\$ 216
Total Revenue	\$ 32,483	\$ 47,020	\$ 36,628	\$ 52,091	\$ 49,967	\$ 218,189

Expenses

Wages and Benefits	\$ (89,643)	\$ (102,144)	\$ (57,853)	\$ (83,530)	\$ (85,355)	\$ (418,525)
Contractual Services	\$ (921)	\$ (940)	\$ (1,097)	\$ (1,234)	\$ (1,135)	\$ (5,328)
Operating Supplies	\$ (1,226)	\$ (6,446)	\$ (6,389)	\$ (4,433)	\$ (4,569)	\$ (23,063)
Total Expenses	\$ (91,790)	\$ (109,530)	\$ (65,339)	\$ (89,197)	\$ (91,059)	\$ (446,916)
Total jail Operating Cost	\$ (59,307)	\$ (62,510)	\$ (28,711)	\$ (37,106)	\$ (41,092)	\$ (228,726)
Pisoner fees-payments pending	\$ 21,928	\$ 14,761	\$ 23,060	\$ 18,143	\$ 125	
Total after collections	\$ (37,379)	\$ (47,749)	\$ (5,651)	\$ (18,963)	\$ (40,967)	\$ (228,726)

City of North Royalton Jail
Outside Agency billing
as of 5/31/2021

Name/Address Line 1	City	State	Invoice Date	Due Date	Billed Amount	Paid Amount	Due Amount	For/Location	Comments
BROOKLYN HEIGHTS POLICE DEPARTMENT	BROOKLYN HEIGHTS	OH	1/18/2021	2/17/2021	\$ 500.00	\$ 500.00	\$ -	PRISONER HOUSING	
CLEVELAND METROPARKS RANGER DIVISION	FAIRVIEW PARK	OH	1/18/2021	2/17/2021	\$ 500.00	\$ 500.00	\$ -	PRISONER HOUSING	
BROOK PARK POLICE DEPARTMENT	BROOK PARK	OH	1/18/2021	2/17/2021	\$ 875.00	\$ 875.00	\$ -	PRISONER HOUSING	
BRECKSVILLE POLICE DEPARTMENT	BRECKSVILLE	OH	1/18/2021	2/17/2021	\$ 500.00	\$ 500.00	\$ -	PRISONER HOUSING	
LAKEWOOD POLICE DEPARTMENT	LAKEWOOD	OH	1/18/2021	2/17/2021	\$ 2,850.00	\$ 2,850.00	\$ -	PRISONER HOUSING	
BEREA POLICE DEPARTMENT	BEREA	OH	1/15/2021	2/14/2021	\$ 375.00	\$ 375.00	\$ -	PRISONER HOUSING	
SEVEN HILLS POLICE DEPARTMENT	SEVEN HILLS	OH	1/18/2021	2/17/2021	\$ 750.00	\$ 750.00	\$ -	PRISONER HOUSING	
MIDDLEBURG HEIGHTS POLICE DEPARTMENT	MIDDLEBURG HEIGHTS	OH	1/18/2021	2/17/2021	\$ 1,000.00	\$ 1,000.00	\$ -	PRISONER HOUSING	
BROADVIEW HEIGHTS POLICE DEPARTMENT	BROADVIEW HEIGHTS	OH	1/18/2021	2/17/2021	\$ 4,885.84	\$ 4,885.84	\$ -	PRISONER HOUSING	
NEWBURGH HEIGHTS POLICE DEPARTMENT	NEWBURGH HEIGHTS	OH	1/18/2021	2/17/2021	\$ 1,250.00	\$ 1,250.00	\$ -	PRISONER HOUSING	
PARMA HEIGHTS POLICE DEPARTMENT	PARMA HEIGHTS	OH	1/15/2021	2/14/2021	\$ 5,366.93	\$ 5,366.93	\$ -	PRISONER HOUSING	
BROADVIEW HEIGHTS POLICE DEPARTMENT	BROADVIEW HEIGHTS	OH	2/11/2021	3/13/2021	\$ 4,625.00	\$ 4,625.00	\$ -	PRISONER HOUSING	
BROOK PARK POLICE DEPARTMENT	BROOK PARK	OH	2/11/2021	3/13/2021	\$ 500.00	\$ 500.00	\$ -	PRISONER HOUSING	
NEWBURGH HEIGHTS POLICE DEPARTMENT	NEWBURGH HEIGHTS	OH	2/11/2021	3/13/2021	\$ 250.00	\$ 250.00	\$ -	PRISONER HOUSING	
STRONGSVILLE POLICE DEPARTMENT	STRONGSVILLE	OH	2/11/2021	3/13/2021	\$ 875.00	\$ 875.00	\$ -	PRISONER HOUSING	
CLEVELAND METROPARKS RANGER DIVISION	FAIRVIEW PARK	OH	2/11/2021	3/13/2021	\$ 750.00	\$ 750.00	\$ -	PRISONER HOUSING	
BRECKSVILLE POLICE DEPARTMENT	BRECKSVILLE	OH	2/11/2021	3/13/2021	\$ 2,125.00	\$ 2,125.00	\$ -	PRISONER HOUSING	
SEVEN HILLS POLICE DEPARTMENT	SEVEN HILLS	OH	2/11/2021	3/13/2021	\$ 747.92	\$ 747.92	\$ -	PRISONER HOUSING	
LAKEWOOD POLICE DEPARTMENT	LAKEWOOD	OH	2/11/2021	3/13/2021	\$ 1,375.00	\$ 1,375.00	\$ -	PRISONER HOUSING	
CUYAHOGA HEIGHTS POLICE DEPARTMENT	CUYAHOGA HEIGHTS	OH	2/11/2021	3/13/2021	\$ 250.00	\$ 250.00	\$ -	PRISONER HOUSING	
BROOKLYN HEIGHTS POLICE DEPARTMENT	BROOKLYN HEIGHTS	OH	2/11/2021	3/13/2021	\$ 500.00	\$ 500.00	\$ -	PRISONER HOUSING	
MIDDLEBURG HEIGHTS POLICE DEPARTMENT	MIDDLEBURG HEIGHTS	OH	2/11/2021	3/13/2021	\$ 1,538.11	\$ 1,538.11	\$ -	PRISONER HOUSING	
PARMA HEIGHTS POLICE DEPARTMENT	PARMA HEIGHTS	OH	2/11/2021	3/13/2021	\$ 6,400.00	\$ 6,400.00	\$ -	PRISONER HOUSING	
BRECKSVILLE POLICE DEPARTMENT	BRECKSVILLE	OH	3/25/2021	4/24/2021	\$ 1,375.00	\$ 1,375.00	\$ -	PRISONER HOUSING	
BROADVIEW HEIGHTS POLICE DEPARTMENT	BROADVIEW HEIGHTS	OH	3/25/2021	4/24/2021	\$ 4,359.83	\$ 4,359.83	\$ -	PRISONER HOUSING	
VALLEY VIEW POLICE DEPARTMENT	VALLEY VIEW	OH	3/25/2021	4/24/2021	\$ 500.00	\$ 500.00	\$ -	PRISONER HOUSING	
LAKEWOOD POLICE DEPARTMENT	LAKEWOOD	OH	3/25/2021	4/24/2021	\$ 375.00	\$ 375.00	\$ -	PRISONER HOUSING	
CUYAHOGA HEIGHTS POLICE DEPARTMENT	CUYAHOGA HEIGHTS	OH	3/25/2021	4/24/2021	\$ 125.00	\$ 125.00	\$ -	PRISONER HOUSING	
SEVEN HILLS POLICE DEPARTMENT	SEVEN HILLS	OH	3/25/2021	4/24/2021	\$ 750.00	\$ 750.00	\$ -	PRISONER HOUSING	
NEWBURGH HEIGHTS POLICE DEPARTMENT	NEWBURGH HEIGHTS	OH	3/25/2021	4/24/2021	\$ 875.00	\$ 875.00	\$ -	PRISONER HOUSING	
MIDDLEBURG HEIGHTS POLICE DEPARTMENT	MIDDLEBURG HEIGHTS	OH	3/25/2021	4/24/2021	\$ 2,875.00	\$ 2,875.00	\$ -	PRISONER HOUSING	
PARMA HEIGHTS POLICE DEPARTMENT	PARMA HEIGHTS	OH	3/25/2021	4/24/2021	\$ 9,250.00	\$ 9,250.00	\$ -	PRISONER HOUSING	
BROOK PARK POLICE DEPARTMENT	BROOK PARK	OH	3/25/2021	4/24/2021	\$ 875.00	\$ 875.00	\$ -	PRISONER HOUSING	
BEREA POLICE DEPARTMENT	BEREA	OH	3/25/2021	4/24/2021	\$ 375.00	\$ 375.00	\$ -	PRISONER HOUSING	
BROOKLYN HEIGHTS POLICE DEPARTMENT	BROOKLYN HEIGHTS	OH	3/25/2021	4/24/2021	\$ 1,125.00	\$ 1,125.00	\$ -	PRISONER HOUSING	
NEWBURGH HEIGHTS POLICE DEPARTMENT	NEWBURGH HEIGHTS	OH	4/14/2021	5/14/2021	\$ 2,831.00	\$ 2,831.00	\$ -	PRISONER HOUSING	
BRECKSVILLE POLICE DEPARTMENT	BRECKSVILLE	OH	4/14/2021	5/14/2021	\$ 2,486.70	\$ 2,486.70	\$ -	PRISONER HOUSING	
SEVEN HILLS POLICE DEPARTMENT	SEVEN HILLS	OH	4/14/2021	5/14/2021	\$ 1,125.00	\$ 1,125.00	\$ -	PRISONER HOUSING	
LAKEWOOD POLICE DEPARTMENT	LAKEWOOD	OH	4/14/2021	5/14/2021	\$ 1,000.00	\$ 1,000.00	\$ -	PRISONER HOUSING	
BEREA POLICE DEPARTMENT	BEREA	OH	4/14/2021	5/14/2021	\$ 250.00	\$ 250.00	\$ -	PRISONER HOUSING	
CUYAHOGA HEIGHTS POLICE DEPARTMENT	CUYAHOGA HEIGHTS	OH	4/14/2021	5/14/2021	\$ 625.00	\$ 625.00	\$ -	PRISONER HOUSING	
MIDDLEBURG HEIGHTS POLICE DEPARTMENT	MIDDLEBURG HEIGHTS	OH	4/14/2021	5/14/2021	\$ 2,500.00	\$ 2,500.00	\$ -	PRISONER HOUSING	
CLEVELAND METROPARKS RANGER DIVISION	FAIRVIEW PARK	OH	4/14/2021	5/14/2021	\$ 500.00	\$ 500.00	\$ -	PRISONER HOUSING	
BROOK PARK POLICE DEPARTMENT	BROOK PARK	OH	4/14/2021	5/14/2021	\$ 375.00	\$ 375.00	\$ -	PRISONER HOUSING	
BROOKLYN HEIGHTS POLICE DEPARTMENT	BROOKLYN HEIGHTS	OH	4/14/2021	5/14/2021	\$ 1,375.00	\$ 1,375.00	\$ -	PRISONER HOUSING	
BROADVIEW HEIGHTS POLICE DEPARTMENT	BROADVIEW HEIGHTS	OH	4/14/2021	5/14/2021	\$ 8,397.95	\$ 8,397.95	\$ -	PRISONER HOUSING	
PARMA HEIGHTS POLICE DEPARTMENT	PARMA HEIGHTS	OH	4/22/2021	5/22/2021	\$ 6,500.00	\$ 6,500.00	\$ -	PRISONER HOUSING	
MIDDLEBURG HEIGHTS POLICE DEPARTMENT	MIDDLEBURG HEIGHTS	OH	5/12/2021	6/11/2021	\$ 1,500.00	\$ 1,500.00	\$ -	PRISONER HOUSING	
BROOKLYN HEIGHTS POLICE DEPARTMENT	BROOKLYN HEIGHTS	OH	5/12/2021	6/11/2021	\$ 1,500.00	\$ 1,500.00	\$ -	PRISONER HOUSING	
SEVEN HILLS POLICE DEPARTMENT	SEVEN HILLS	OH	5/12/2021	6/11/2021	\$ 1,125.00	\$ 1,125.00	\$ -	PRISONER HOUSING	
BEREA POLICE DEPARTMENT	BEREA	OH	5/12/2021	6/11/2021	\$ 500.00	\$ 500.00	\$ -	PRISONER HOUSING	
BROOK PARK POLICE DEPARTMENT	BROOK PARK	OH	5/12/2021	6/11/2021	\$ 875.00	\$ 875.00	\$ -	PRISONER HOUSING	
BRECKSVILLE POLICE DEPARTMENT	BRECKSVILLE	OH	5/12/2021	6/11/2021	\$ 1,000.00	\$ 1,000.00	\$ -	PRISONER HOUSING	
NEWBURGH HEIGHTS POLICE DEPARTMENT	NEWBURGH HEIGHTS	OH	5/12/2021	6/11/2021	\$ 125.00	\$ -	\$ 125.00	PRISONER HOUSING	
CLEVELAND METROPARKS RANGER DIVISION	FAIRVIEW PARK	OH	5/12/2021	6/11/2021	\$ 125.00	\$ 125.00	\$ -	PRISONER HOUSING	
LAKEWOOD POLICE DEPARTMENT	LAKEWOOD	OH	5/12/2021	6/11/2021	\$ 1,250.00	\$ 1,250.00	\$ -	PRISONER HOUSING	
PARMA HEIGHTS POLICE DEPARTMENT	PARMA HEIGHTS	OH	5/12/2021	6/11/2021	\$ 4,625.00	\$ 4,625.00	\$ -	PRISONER HOUSING	
BROADVIEW HEIGHTS POLICE DEPARTMENT	BROADVIEW HEIGHTS	OH	5/12/2021	6/11/2021	\$ 7,123.05	\$ 7,123.05	\$ -	PRISONER HOUSING	
							\$ 125.00		

North Royalton Jail

May 2021 Summary

Prisoners Processed

Number of outside agency prisoners processed for the month	118
Number of outside agency prisoners processed for the year	559
Number of outside agency prisoners processed in 2017 (year to date)	325
Number of outside agency prisoners processed in 2018 (year to date)	352
Number of outside agency prisoners processed in 2019 (year to date)	328
Number of outside agency prisoners processed in 2020 (year to date)	302
Number of Self-Pay prisoners processed for the month	1
Number of Self-pay prisoners processed for the year	19
Number of Self-Pay prisoners processed in 2017 (year to date)	73
Number of Self-Pay prisoners processed in 2018 (year to date)	88
Number of Self-Pay prisoners processed in 2019 (year to date)	94
Number of Self-Pay prisoners processed in 2020 (year to date)	34
Number of NR juveniles processed for the month for status offenses	0
Number of NR juveniles processed for the month for delinquent offenders:	0
Number of NR juveniles processed for the month for OVI:	0
Number of NR juveniles processed for the month for Underage Consumption:	0
Total number of NR juveniles processed for the month	0
Number of NR juveniles processed for the year for status offenses	0
Number of NR juveniles processed for the year for delinquent offenders:	4
Number of NR juveniles processed for the year for OVI:	1
Number of NR juveniles processed for the year for Underage Consumption:	0
Total number of NR juveniles processed for the year	0
Number of North Royalton adult prisoners processed for the month	68
Average length of stay for each North Royalton arrest for the month	27.55 hours
Number of North Royalton prisoners processed for the year	300
Number of North Royalton prisoners processed in 2017 (year to date)	375
Number of North Royalton prisoners processed in 2018 (year to date)	412
Number of North Royalton prisoners processed in 2019 (year to date)	275
Number of North Royalton prisoners processed in 2020 (year to date)	215
Total number of prisoners processed for the month	187
Total number of prisoners processed for the year	876
Total number of prisoners processed in 2017 (year to date)	787
Total number of prisoners processed in 2018 (year to date)	852
Total number of prisoners processed in 2019 (year to date)	702
Total number of prisoners processed in 2020 (year to date)	551
<u>Revenue</u>	
Billing amount to outside agencies for the month	\$22,319.24
Billing amount to outside agencies for the year	\$112,828.80
Billing amount to outside agencies in 2017 (year to date)	\$60,363.82
Billing amount to outside agencies in 2018 (year to date)	\$51,797.48

Billing amount to outside agencies in 2019 (year to date)	\$57,497.95
Billing amount to outside agencies in 2020 (year to date)	\$45,889.99
Self-pay amount generated for the month	\$875.00
Self-Pay amount generated for the year	\$12,625.00
Self-Pay amount generated in 2017 (year to date)	\$37,350.00
Self-Pay amount generated in 2018 (year to date)	\$45,660.00
Self-Pay amount generated in 2019 (year to date)	\$41,520.00
Self-Pay amount generated in 2020 (year to date)	\$17,360.00
<u>Total</u> amount of revenue generated for the month	\$23,194.24
<u>Total</u> amount of revenue generated for the year	\$125,453.80
<u>Total</u> amount of revenue generated in 2017 (year to date)	\$97,713.82
<u>Total</u> amount of revenue generated in 2018 (year to date)	\$97,457.48
<u>Total</u> amount of revenue generated in 2019 (year to date)	\$99,017.95
<u>Total</u> amount of revenue generated in 2020 (year to date)	\$63,249.99



Marty Toukonen – Jail Administrator



BRECKSVILLE OFFICE - LEGAL DEPARTMENT
PO Box 470537 • Broadview Heights, OH 44147-0537
800.860.7482 • Fax 440.922.3515 • TDD 440.526.5332
ritaohio.com

May 27, 2021

Eric Dean
Finance Director/Tax Admin.
City of North Royalton
14600 State Road
North Royalton, OH 44133

RECEIVED

JUN 1 2021

NORTH ROYALTON
FINANCE DEPARTMENT

Dear Mr. Dean,

The Compliance Department held a delinquent letter campaign on behalf of your Municipality. I have enclosed the results of the program and its effectiveness. Please feel free to contact me at 440-922-3269 with any questions regarding the report.

Sincerely,

Diane Maria
Compliance Manager
dmaria@ritaohio.com

Delinquent and Subpoena Program Activity By Municipality For Individual Accounts



DWGRDSA

REGIONAL INCOME TAX AGENCY

Program Effectiveness NORTH ROYALTON

Type of Letter	# of Letters	# of Forms	Liability	Penalty	Interest	Net Amount	Payments	Balance
198	5,006	1,205	-259,321.79	-107,187.58	-29,286.85	-395,796.22	114,091.29	-281,704.93
199	0	0	0.00	0.00	0.00	0.00	0.00	0.00
Total	5,006	1,205	-259,321.79	-107,187.58	-29,286.85	-395,796.22	114,091.29	-281,704.93

Reasons The Account Delinquency Was Satisfied

Account Status Changes

Status Description	# of Accounts
Moved Out	40
Scheduled Moved Out	156
Undeliverable	311
Retired	98
Scheduled Retired	19
Deceased	23
Scheduled Deceased	7
Under 18	0
Joint Filer	38
Wrong ID	19
Military	0
Miscellaneous	0
Total	711

Other Reasons

Status Description	# of Accounts
Accounts w/Final Filed	983