

SAFETY COMMITTEE MINUTES

JULY 20, 2021

The Safety Committee meeting was held on July 20, 2021, at North Royalton City Hall, 14600 State Road. The meeting was called to order at 7:54 p.m.

PRESENT: **Committee Members:** Chair Mike Vos, Vice Chair Jeremy Dietrich; **Council:** Paul Marnecheck, Vincent Weimer, Linda Barath, Joanne Krejci, Jessica Fenos; **Administration:** Mayor Larry Antoskiewicz, Fire Chief Robert Chegan, Finance Director Eric Dean, Lieutenant James Cutler; **Other:** John Nickell, Jim Cutler, Casey Charles, Dylan Rees, Craig Minnick.

Mr. Vos moved to excuse Ms. Krejci from tonight's Safety Committee meeting, seconded by Mr. Dietrich. Vote: Yeas: 2; Nays: 0. **Motion carried.**

APPROVAL OF MINUTES

Approval of June 15, 2021 Safety Committee minutes. Moved by Mr. Vos, seconded by Mr. Dietrich. Vote: Yeas: 2 Nays: 0 **Motion carried.**

UNFINISHED BUSINESS

1. COVID-19 Local Response

Chief Robert Chegan reported that the numbers have started going down. They are still stable state wide; less than 1000. We are beginning to see a little bit of a rise with the Delta strain. There has not been much in this area, however, you will still see it in different parts of the country or even nationally. He is still highly engaged and trying to stay ahead of all of the information that they have, as these things do turn for the worst. There really has not been much change in regulations. They are staying in communication to adhere to guidelines.

2. Police & Safety Report

Lieutenant Cutler provided an update, which included zero fatal accidents, one deer hit, six hit skips, 34 four non injury accidents, 71 vehicle arrests, and 35 speeding tickets. Pertaining to fireworks complaints between June 28th and July 13th, there were 38 complaints, some of which were more outside of North Royalton toward Broadview Heights and Strongsville; with some outside of the county.

Mr. Marnecheck mentioned fireworks still being allowed this year and inquired about complaint procedures. Lieutenant Cutler explained that if someone does have a complaint about fireworks or loud noise, to call the Police and they will get there as soon as they can. They would issue the appropriate citations after their findings and determinations. He spoke about the law being vetoed by the Governor before in fact, whereas the House went to the State Senate; they had to put out the permission/yes for this. He thought it would remain until the end. That was why people saw a lot more. They had talked a lot about that last week at the State meeting in Columbus. With that being said, Lieutenant has not heard that it will be reintroduced, since the breaks were put on. Mayor Antoskiewicz thought they have an opportunity to override that veto. They said based on the vote, it would seem like that. The Lieutenant stated that we will have the opportunity to address it vocally with what is written in the legislation. As discussion ensued, Mr. Marnecheck brought up that some of these fireworks were not coming out of our City and if every municipality are allowing it, then our residents may still be impacted by the noise; unless it stays illegal.

NEW BUSINESS

1. Traffic Lights Discussion

No update at this time. Mr. Vos would leave this on the agenda for September.

ADJOURNMENT

Moved by Mr. Vos seconded by Mr. Dietrich **to adjourn the July 20, 2021 meeting.** Yeas: 2 Nays: 0.
Motion carried.

Meeting adjourned at 8:03 p.m.

Cuyahoga County COVID-19 Report — MMWR Week 27

Cuyahoga County Board of Health Jurisdiction Data

Case Overview			Weekly Trends
Total Cases ^{***}	82045	100.0%	New Cases Reported ^{**}
Total Hospitalizations	4653	5.7%	▼ Less than previous week
Total ICU Admissions	894	1.1%	New Deaths Reported ^{**}
Total Deaths ^{****}	1641	2.0%	▲ More than previous week
Total Presumed Recovered [*]	79999	97.5%	

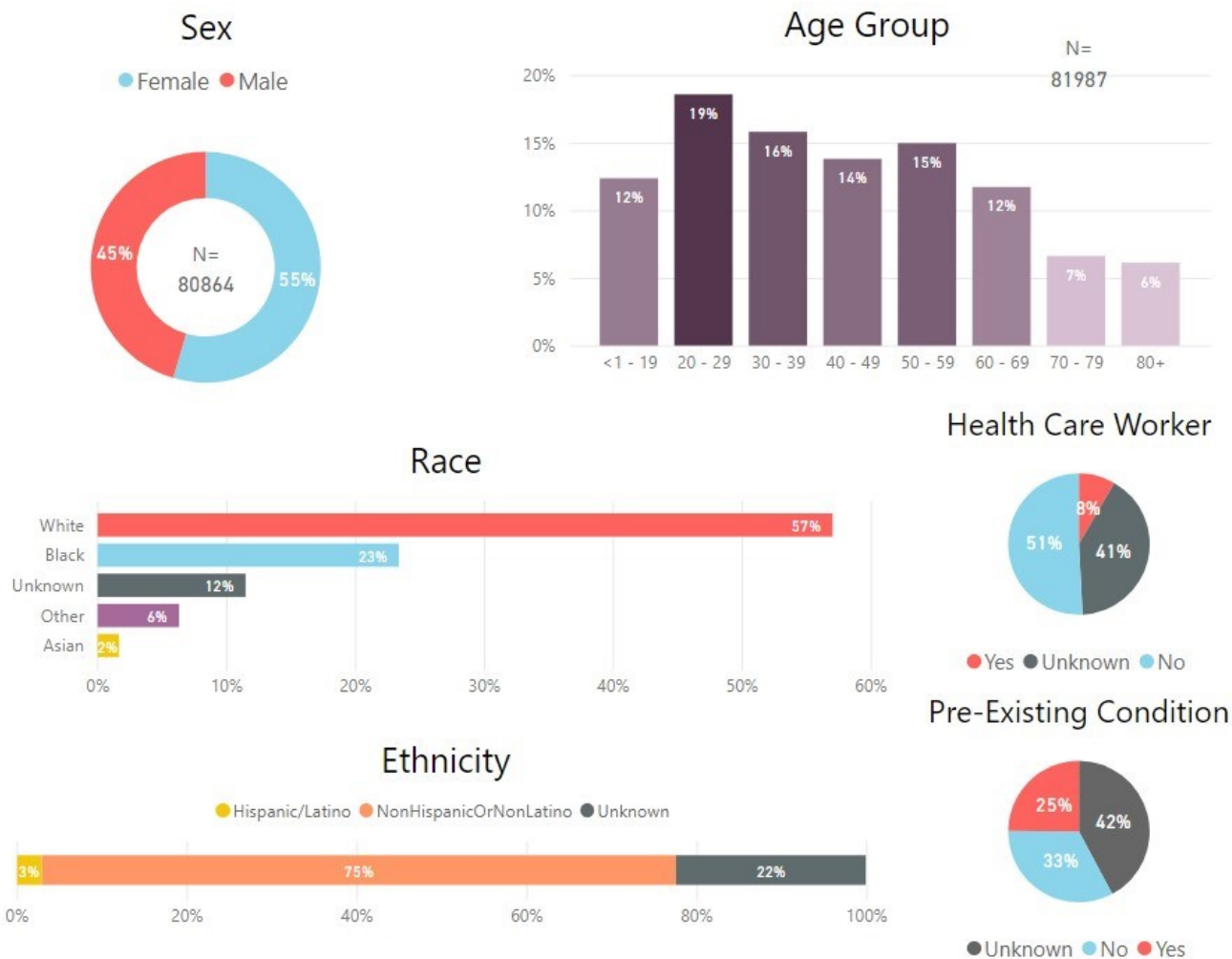
*Measure changed to ODH definition 8/2020

**Reporting period changed to MMWR weeks 11/2020

***Numbers include lab-confirmed & probable cases

****Numbers represent CCBH jurisdiction based on ODH Vital Statistics

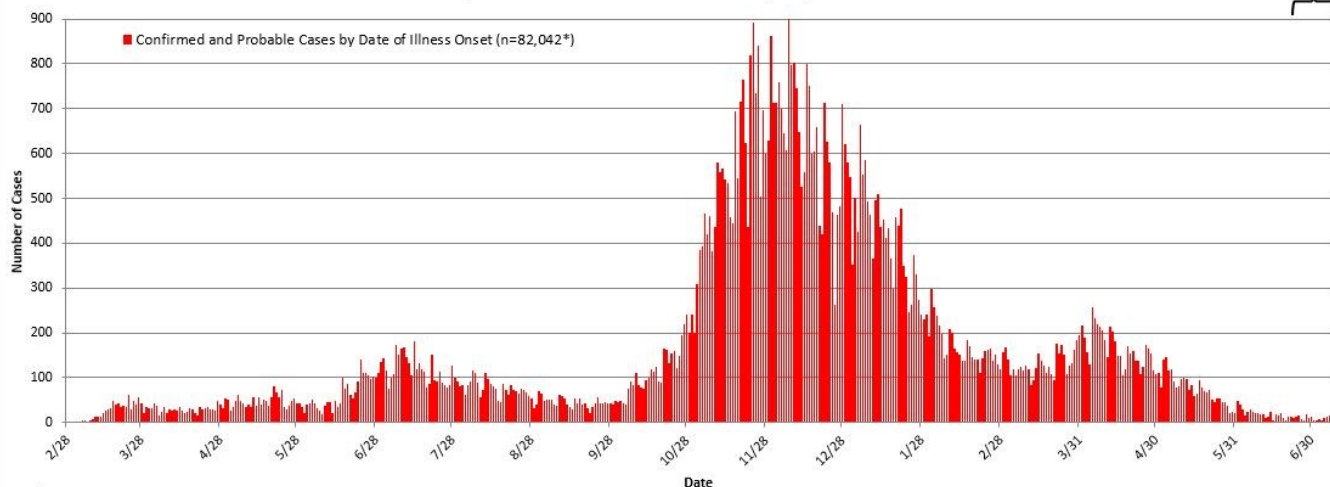
Case Demographics



Epi Curve

Cuyahoga County Board of Health Jurisdiction COVID-19 Cases (n=82,045)
by Illness Onset Date as of July 10, 2021

Illnesses that began during this time may not yet be reported



*Note:
Confirmed cases (n=69,671) have lab evidence of COVID-19; missing data n=3. Probable cases (n=12,371) have clinical disease and an epidemiologic link to a confirmed COVID-19 case.
All data are preliminary. Trend data are based on illness onset date. If onset date is unknown, the earliest known date associated with a case is used.

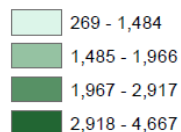
Map of COVID-19 cases in Cuyahoga County (including City of Cleveland) by ZIP Code

Reported COVID-19 Cases by Zip Code

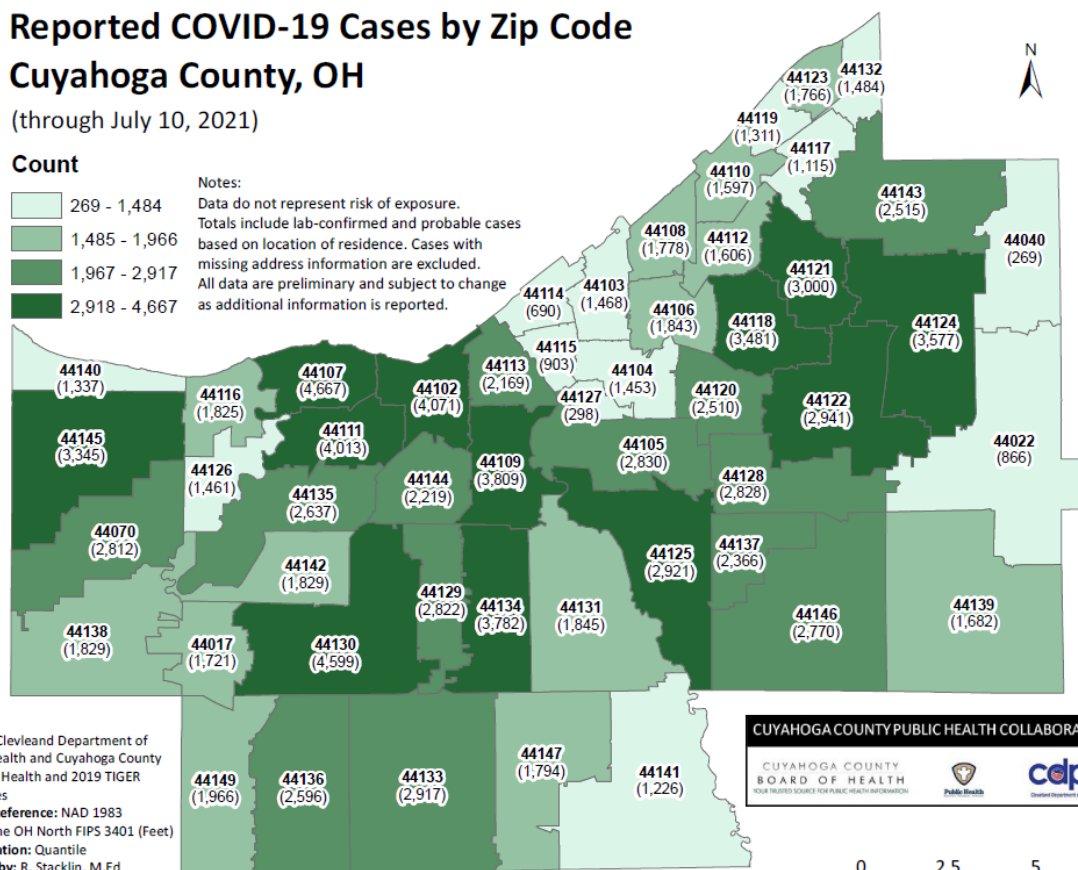
Cuyahoga County, OH

(through July 10, 2021)

Count

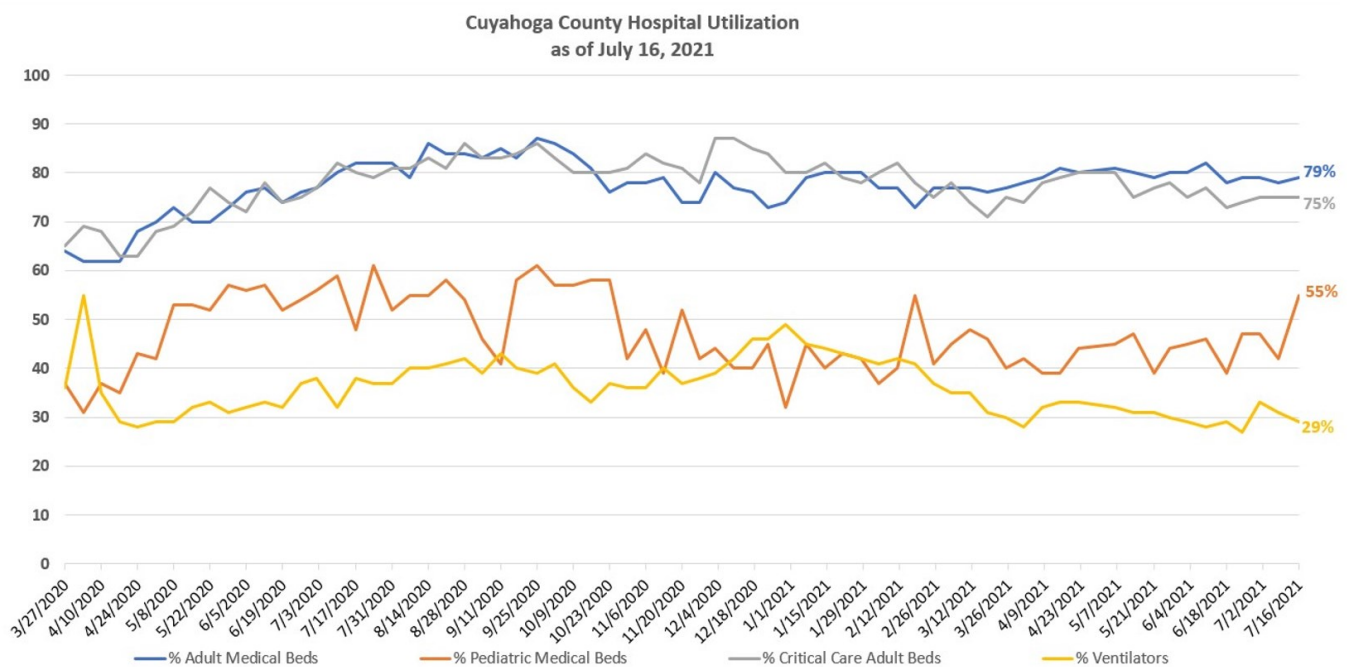


Notes:
Data do not represent risk of exposure.
Totals include lab-confirmed and probable cases based on location of residence. Cases with missing address information are excluded.
All data are preliminary and subject to change as additional information is reported.



Cuyahoga County Data

Hospital Utilization



Testing

	Countywide Electronic Laboratory Reporting		
MMWR Week	Reporting Period	Total Tests	% Positive
24	6/2-6/15	37,782	1.5%
25	6/9-6/22	32,199	0.8%
26	6/15-6/28	29,703	1.0%
27	6/23-7/6	26,231	1.0%

As of 4/2021 data include confirmatory testing from nursing homes, hospitals, private labs, and ODH lab.

Source: <https://coronavirus.ohio.gov/wps/portal/gov/covid-19/dashboards/key-metrics/testing>

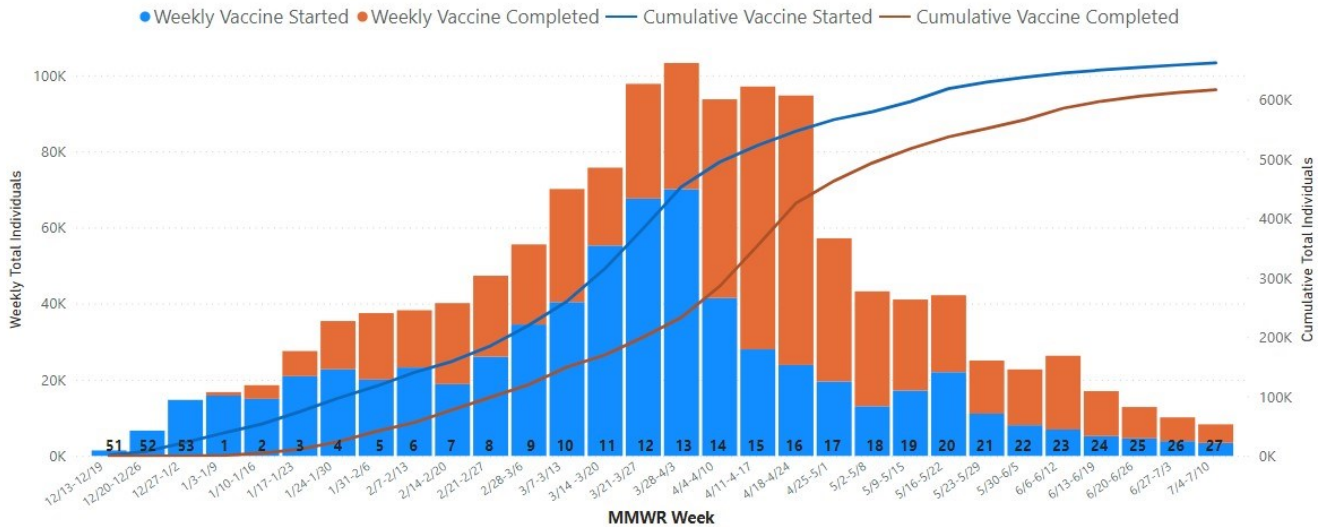
Hospital facility-specific reporting to CCBH discontinued 6/2021.

Vaccination

A person is counted in the "Vaccine Started" category on the day they receive their first valid dose of COVID-19 vaccine. A person is counted in the "Vaccine Completed" category on the day that they get their final recommended dose of COVID-19 vaccine. For single-dose vaccines, individuals are counted in both "Vaccine Started" and "Vaccine Completed" categories.

Cuyahoga County COVID-19 Vaccination Status

Vaccine Started: 661,651 52.80% of population Vaccine Completed: 616,575 49.21% of population



Source: <https://coronavirus.ohio.gov/wps/portal/gov/covid-19/dashboards/covid-19-vaccine/covid-19-vaccination-dashboard>

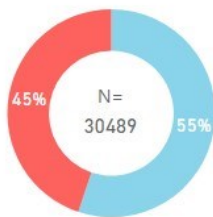
Cuyahoga County Board of Health COVID-19 Vaccination Totals and Demographics

Data reflect individuals receiving at least one dose of COVID-19 vaccine from the Cuyahoga County Board of Health.

Vaccine Started: 32,134 Vaccine Completed: 30,062

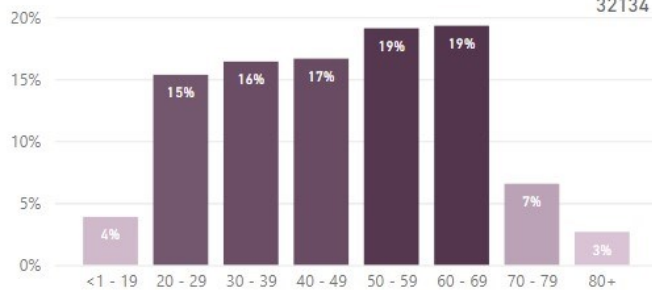
Sex

Female Male

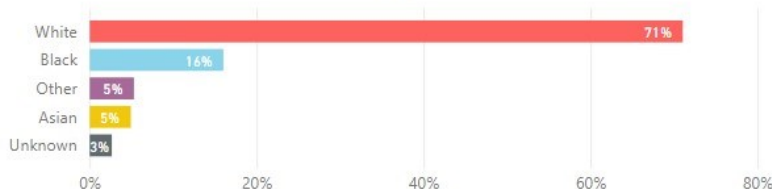


Age Group

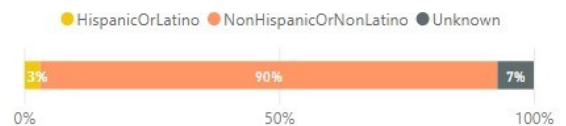
N=32,134



Race



Ethnicity



Report Date: July 16, 2021. Notes: Data are through July 10, 2021 unless otherwise noted. Analyses were conducted by R. Stacklin, T. Khaled, S. Szabo, S. Zelenskiy, A. Dannemiller, & S. Smith. All data are preliminary and subject to change as additional information is reported.

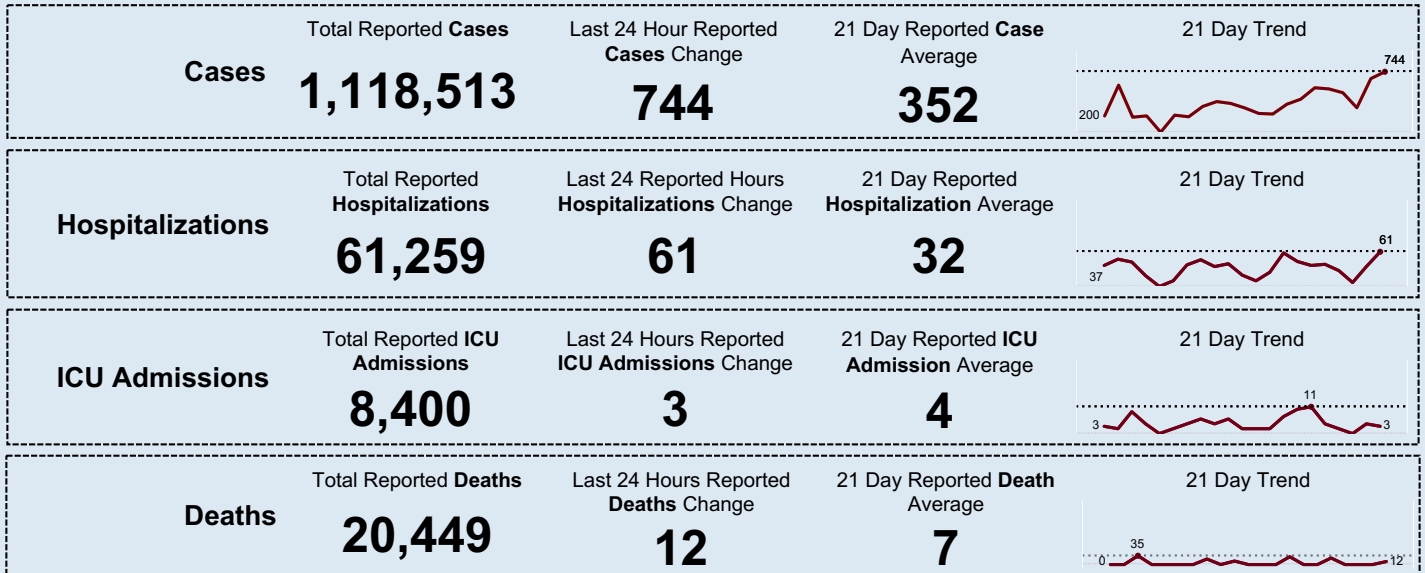
CUYAHOGA COUNTY
BOARD OF HEALTH
YOUR TRUSTED SOURCE FOR PUBLIC HEALTH INFORMATION

5550 Venture Drive Parma, Ohio 44130
216-201-2000 www.ccbh.net

COVID - 19 | Key Indicators

Last Updated: 07-20-21

Other states do not send death certificates to ODH's Bureau of Vital Statistics on a regular schedule and therefore fluctuations will be reflected in reported mortality data. Deaths are assigned to their appropriate date of death. Positive COVID-19 cases posted on July 20 are due to a true increase in cases statewide. Between July 18 and 19, a technical glitch with the electronic lab reporting program that had prevented 242 positive cases from being counted was corrected.



All dates are based when an indicator is reported and will not match data in other COVID-19 dashboards provided by the Ohio Department of Health. All other dashboards are based on onset date, date of hospitalization, or date of death.

Mortality data is verified by coded death certificate information received from the National Center for Health Statistics, and can take some time to receive. This information is not available daily, and is updated approximately twice per week as data is received.

**Starting 03/02/2021, the COVID-19 death data will be reported from the Electronic Deaths Registration System. The "Last 24 Hour Reported Change", "21 Day Reported Average" and "21 Day Trend" metrics will initially be incomplete but will continue to be updated.

COVID – 19 | KEY METRICS

Other states do not send death certificates to ODH's Bureau of Vital Statistics on a regular schedule and therefore fluctuations will be reflected in reported mortality data. Deaths are assigned to their appropriate date of death.

Total Cases
1,118,513

Confirmed Cases
933,527 (83%)

CDC Expanded Case Definition
(Probable)
184,986 (17%)

Ohio Resident Deaths
20,449

Deaths in State of Ohio
20,446

Age Range
<1 - 111

Median Age
41

Number of
Hospitalizations
61,259 (5%)

Number of ICU
Admissions
8,400 (1%)

Counties with at Least One Case
88

*Total Tested In Ohio
13,908,344

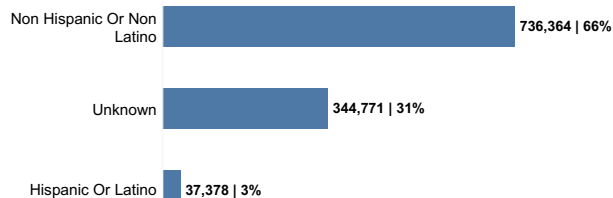
Total Healthcare Workers
65,389 (6%)

Female
53%

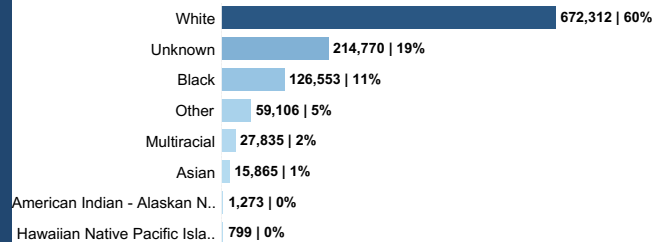
Male
46%

Unknown
< 1%

Ethnicity



Race



*Includes testing performed on Ohio residents and voluntarily reported to the Ohio Department of Health as of 07-20-21 at 2:00pm

Totals include confirmed and CDC Expanded Case Definition (Probable).

Mortality data is verified by coded death certificate information received from the National Center for Health Statistics, and can take some time to receive. This information is not available daily, and is updated approximately twice per week as data is received.