City of North Royalton

Mayor Larry Antoskiewicz

Community Development, Building Division
Dan Kulchytsky Building Commissioner

11545 Royalton Road, North Royalton, OH 44133

Phone: 440-582-3001 Fax: 440-582-3089

CITY OF NORTH ROYALTON PLANNING COMMISSION APPLICATION

1. This request is made for the following property:

5364 Royalton Rd. — Address
McDonald's — Name of Occupant, Business or Tenant (if applicable)
488-19-011 — Permanent Parcel Number
TCD — Zoning District and Ward

2. Property Owner of Parcel:

McDonald's Corp llc — Name
McDonald's — Name of Business (if applicable)
2 Easton Oval Suite 200 — Address
330-703-1464 (Michele Miller) — Phone
Columbus, OH 43219 — City, State and Postal Code
michele.miller@sevensolutions.com — Email (electronic mail)

3. This request is being made by the following responsible party (Owner / Authorized Representative):

Bob Burnbarger — Name
Larsen Architects — Name of Business (if applicable)
12506 Edgewater Dr. Suite 10 — Address
216-221-2350 — Phone
Lakewood, OH 44107 — City, State and Postal Code
bburnbarger@larsenarchitects.com — Email (electronic mail)

For Office Use Only

8-6-21 — Date Application Submitted
Sept. 8, 2021 — Meeting Date Assigned
PC21-26 — Identification Number Assigned
$250 — Application Fee
ck #11800 — Payment Information (date, check number, cash, etc.)
Application Fee Received By
Other Application Fee Information

RECEIVED
CITY OF NORTH ROYALTON
AUG 06 2021
☒ P.C. ☐ B.Z.A.

CITY OF NORTH ROYALTON PLANNING COMMISSION APPLICATION

4. Narrative statement describing the project and its features:

Rework of existing side by side Drive thru as well as handicap parking stalls.
Interior renovation of customer service area and corresponding kitchen equipment.
ADA improvements to the bathroom. New decor package.
Exterior renovation - removal of mansard roof & elements. New Signage.

5. **Applicant's Plan Request:** (please mark appropriate box)

Commercial / Industrial / Residential:

- ☐ Preliminary Site Plan Approval
- ☑ Final Site Plan Approval

Subdivision:

- ☐ Sketch Plan Approval
- ☐ Preliminary Site Plan Approval
- ☐ Final Site / Preliminary Plat Approval
- ☐ Final Plat / Dedication Approval

The Planning Commission or its agent(s) is hereby authorized to enter upon the property for which his approval is sought, without further notification, to inspect said property. Any such inspection shall be conducted between the hours of 9 a.m. and 5 p.m. on any day of the week, including weekends.

I further understand that any misrepresentation of data or facts or violations of the Ordinances of the City of North Royalton are cause for refusal, suspension or revocation of this license if issued.

BR	Bob Burmbarger Project Manager	8-6-21
Applicant Signature	Printed Name and Title	Date
Michele D Miller	Michele Miller / ECM	8-6-21
Owner Signature Agent	Printed Name and Title	Date

LEGEND

ITEM	DESCRIPTION	ITEM	DESCRIPTION
R/W	RIGHT-OF-WAY	T	TRAFFIC CONTROL BOX
℄	CENTERLINE OF R/W		TREE
	PROPERTY LINE		WOOD UTILITY POLE
ST	STORM SEWER & MANHOLE		WOOD UTILITY POLE WITH ANCHOR
SAN	SANITARY SEWER & MANHOLE		LIGHT POLE
CO	SANITARY SEWER CLEANOUT		CONCRETE
W	WATER MAIN, HYDRANT & VALVE		ASPHALT
WSO	WATER SHUTOFF	1163	SPOT ELEVATION
G 650	GAS MAIN AND GAS SHUTOFF VALVE	1162	CONTOUR ELEVATION
TELE	UNDRGD. TELEPHONE DUCTS /CONDUIT AND MANHOLE		METAL GUARD POST
ELEC	UNDRGD. ELECTRIC DUCTS/CONDUIT	C.L.F.	CHAIN LINK FENCE
	OVERHEAD WIRES (AS NOTED)		
	POST SIGN		

DATE	REVISIONS	BY
12/13/17	UPDATE PER SITE VISIT	M.A.

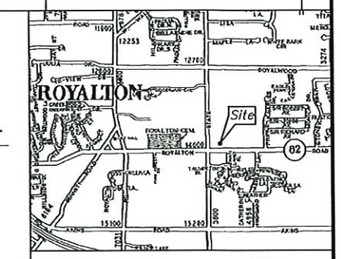

VICINITY MAP

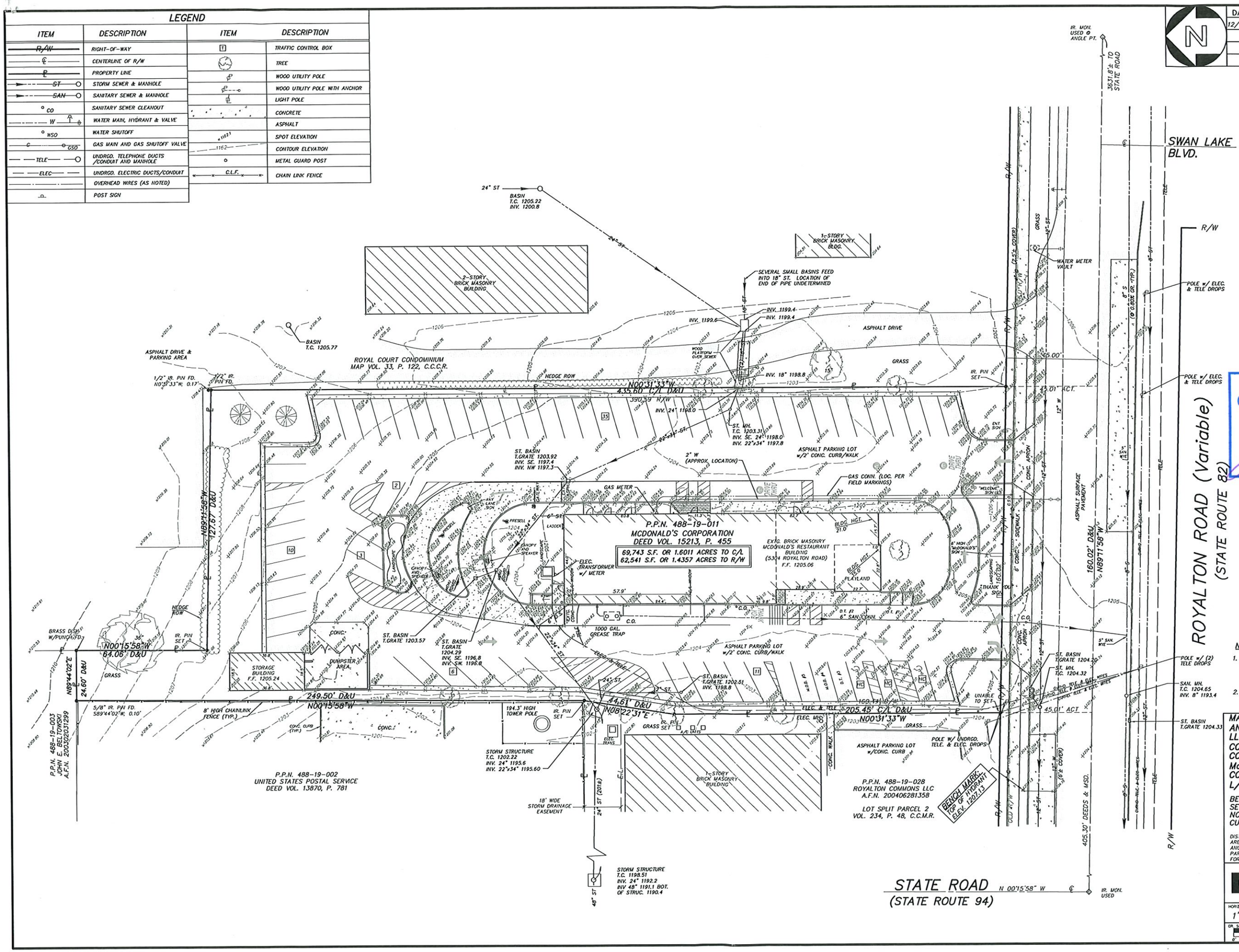

RECEIVED
CITY OF NORTH ROYALTON
AUG 06 2021
☒ P.C. ☐ B.Z.A

SURVEY REFERENCES:

ORIGINAL SURVEY FOR McDONALD'S CORPORATION BY DONALD G. BOHNING & ASSOCIATES DATED MAY, 1979 & JANUARY 2000.

OHIO DEPARTMENT OF TRANSPORTATION
ROYALTON ROAD IMPROVEMENT
PROJECT #CUY-82-4.87

NOTES:

1. UNDERGROUND UTILITIES ARE SHOWN BASED UPON ACTUAL LOCATIONS OF ABOVE GROUND STRUCTURES AND RECORDS OF OTHERS AS TO UNDERGROUND LOCATIONS, SIZES, AND CONFIGURATIONS.
2. "IR. PIN SET" INDICATES 5/8 DIAMETER BY 30" LONG REBAR WITH IDENTIFICATION "D.G. BOHNING ASSOC."

MAP OF EXISTING CONDITIONS MADE FOR AND AT THE INSTANCE OF McDONALD'S USA, LLC, A DELAWARE LIMITED LIABILITY COMPANY; McDONALD'S REAL ESTATE COMPANY, A DELAWARE CORPORATION; McDONALD'S CORPORATION, A DELAWARE CORPORATION
L/C 034-0378

BEING PART OF ORIGINAL ROYALTON TOWNSHIP SECTION 18
NOW IN THE CITY OF NORTH ROYALTON
CUYAHOGA COUNTY, OHIO

DISTANCES ARE GIVEN IN FEET AND DECIMAL PARTS THEREOF. BEARINGS ARE REFERENCED TO AN ASSUMED MERIDIAN AND ARE USED TO INDICATE ANGLES ONLY. SPOT ELEVATIONS ARE ALSO GIVEN IN FEET AND DECIMAL PARTS THEREOF WITH AN ACCURACY OF .00 FOR HARD SURFACES AND .0 FOR ALL OTHERS

DONALD G. BOHNING & ASSOCIATES, INC.
CIVIL ENGINEERING & SURVEYING
7979 HUB PARKWAY • VALLEY VIEW, OHIO 44125
PHONE: (216) 642-1130 FAX: (216) 642-1132

HORIZ. SCALE	DRW.	CKD.	DATE	
1"=20'	M.D.	K.B.	MAR., 2011	1/1
DR. SCALE 0' 10' 20'	FILE NO. 960S-SV		ORDER NO. 960-S	

M:\960S\960S\DWG\960S-SV.DWG 3/9/2011 4:18:07 PM EST

LEGEND:

SYMBOL	DESCRIPTION
1	6" YELLOW PAINTED LINE
2	WHITE PAINTED LINES (TYP.)
3	WHITE PAINTED ARROWS (TYP.)
4	YELLOW PAINTED DRIVE-THRU PAVEMENT MARKINGS (TYP.)
5	HANDRAIL
6	ADA ACCESSIBLE RAMP
7	CONCRETE WALKWAY – (CONSTRUCT FROST SLABS AT ALL DOORS)
8	A.D.A. ACCESSIBLE SIGNAGE (3 TYP.) – ONE VAN ACCESSIBLE SIGN PLACED AT THE STALL LEFT OF THE 8' WIDE "NO PARKING" ZONE AREA
9	BLACKEN OUT EXISTING STRIPING & PAVEMENT MARKINGS AS REQUIRED & RE-STRIPE LOT AS SHOWN
10	SIGNAGE ON BUILDING DENOTING "PAY HERE"
11	SIGNAGE ON BUILDING DENOTING "PICKUP 1"
12	SIGNAGE ON BUILDING DENOTING "PICKUP 2"
13	"#3 RESERVED DRIVE-THRU" OUT OF SEQUENCE PRESENT SIGN (IN CONCRETE)
14	"#4 RESERVED DRIVE-THRU" OUT OF SEQUENCE PRESENT SIGN (IN CONCRETE)
15	YELLOW PAINTED LINES FOR O.O.S.P. STALLS
16	C/L OF EXISTING CASH BOOTH WINDOW
17	C/L OF EXISTING PRESENTER'S BOOTH WINDOW
18	C/L OF PROPOSED PULL FORWARD WINDOW
19	CONSTRUCT LOOP DETECTOR
20	YELLOW PAINTED WORDS "THANK YOU"
21	EXISTING BOLLARD
22	CONCRETE PAD / APRON
23	LANDSCAPING
24	ASPHALT PARKING AREA
25	LANDSCAPED ISLAND W/6"x18" CONCRETE CURB
26	CONCRETE, A.D.A. CROSS WALK
27	5' A.D.A. CROSS WALK
28	RAMP
29	6"x18" CONCRETE CURB
30	RELOCATE EXISTING "#5, MOBILE ORDER CURBSIDE PICKUP" SIGN
31	PROPOSED "#6, MOBILE ORDER CURBSIDE PICKUP" SIGN
32	REMOVE EXISTING DRIVE-THRU EQUIPMENT/FOUNDATIONS

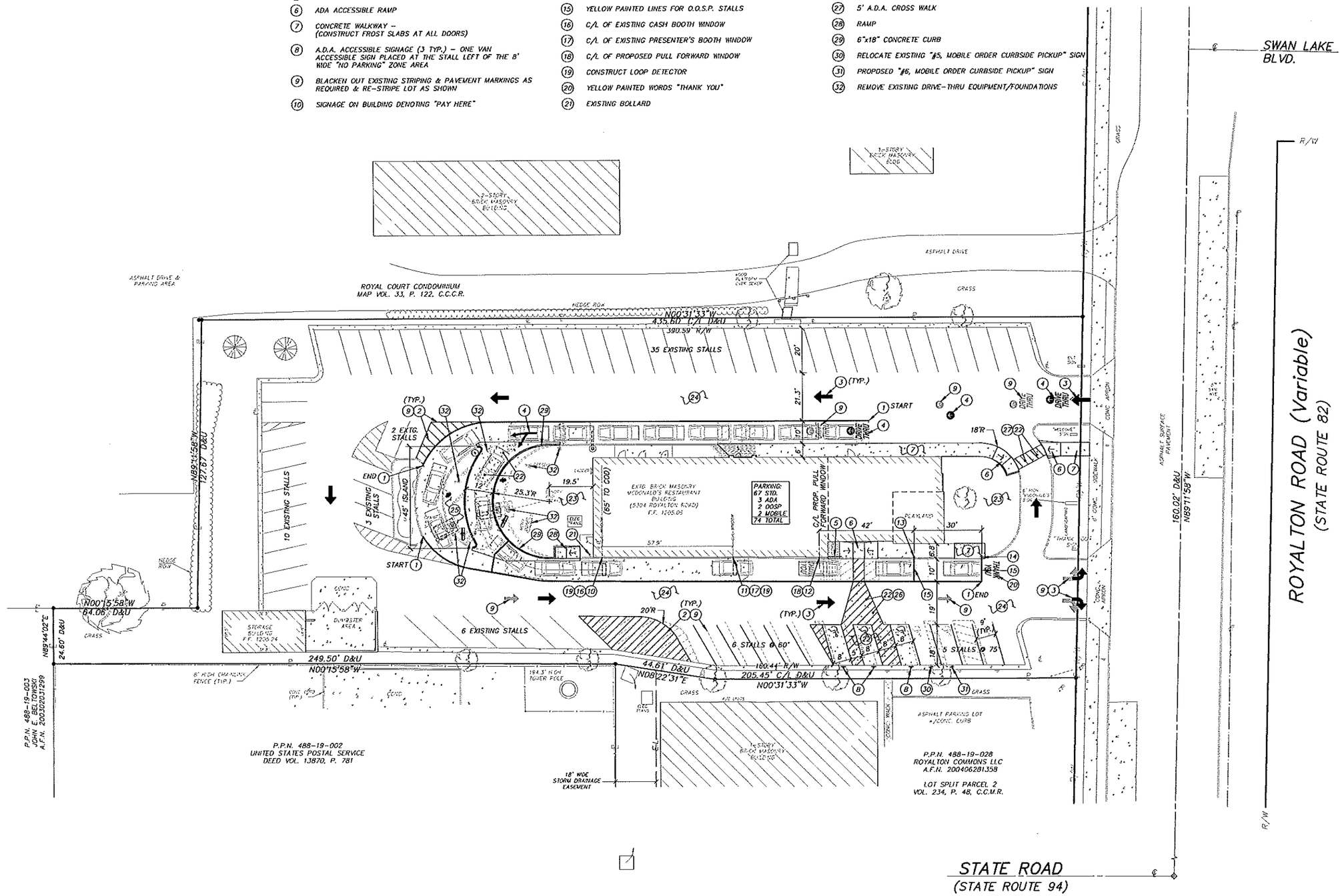

GRAPHIC SCALE
0' 10' 20'

REV	DATE	DESCRIPTION	BY
	06/01/18	ISSUED FOR BID & PERMIT	T.G.

N

SURVEY
DONALD G. BOHNING & ASSOC., INC.–7979 HUB PARKWAY–VALLEY VIEW–OHIO 12/2017

PREPARED BY:
DONALD G. BOHNING & ASSOCIATES, INC.
CIVIL ENGINEERING & SURVEYING
7979 HUB PARKWAY • VALLEY VIEW, OHIO 44125 • (216) 642-1130
"A" (personal) gi (project) eng 19002 Ci-Cad eng 9/21/2018 - 8:48am

L/C # 034-0378

McDonald's®

THESE PLANS AND SPECIFICATIONS ARE THE PROPERTY OF MCDONALD'S CORPORATION AND SHALL NOT BE REPRODUCED WITHOUT THEIR WRITTEN PERMISSION.

McDONALD'S RESTAURANT PROPOSED SITE IMPROVEMENTS
5304 ROYALTON ROAD
CITY OF NORTH ROYALTON, CUYAHOGA COUNTY, OHIO

JOB NO. 960E (DGB)

DATE APRIL, 2018

SCALE: 1" = 20'-0"

SITE PLAN

SHEET: C1

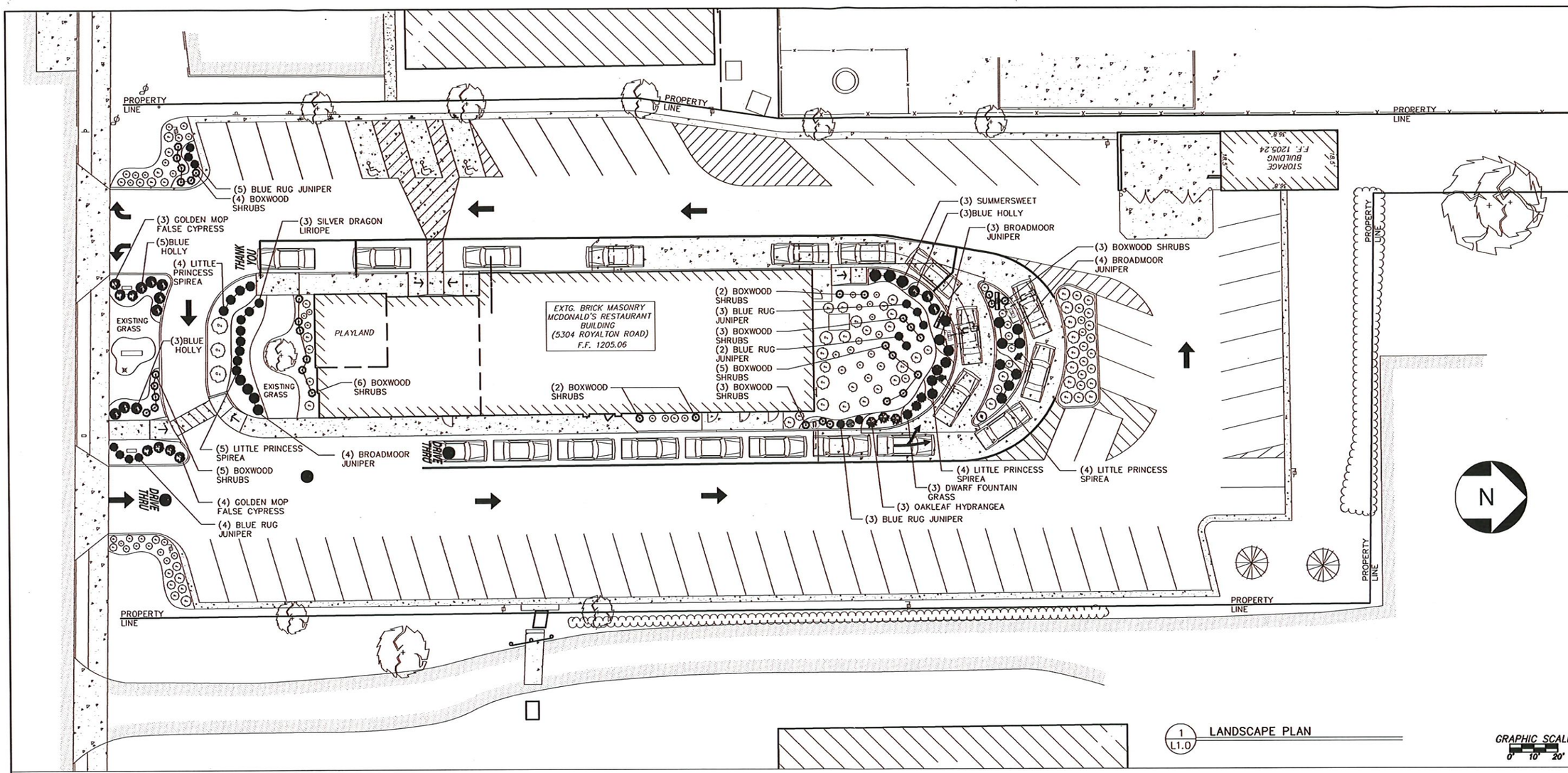

1 L1.0 LANDSCAPE PLAN

NEW PLANTS WITHIN CONSTRUCTION SCOPE

SYMBOL	QUANTITY	PICTURES	SYMBOL	QUANTITY	PICTURES	SYMBOL	QUANTITY	PICTURES	SYMBOL	QUANTITY	PICTURES	SYMBOL	QUANTITY	PICTURES
BROADMORE JUNIPER – 18 IN	14		GOLDEN MOP FALSE CYPRESS – 18 IN	7		BLUE RUG JUNIPER	17		LITTLE PRINCESS SPIREA	17		SILVER DRAGON LIRIOPE	22	
DWARF FOUNTAIN GRASS – #1	3		BOXWOOD	33		OAKLEAF HYDRANGEA	3		BLUE HOLLY	8		SUMMERSWEET	3	
												TOTAL PROVIDED		127

NOTE:
1. PLANTING AREAS TO BE PROVIDED W.RIVER ROCK GROUND COVER MATERIAL
2. PLANTING MATERIALS SHOWN ARE EXISTING TO REMAIN, UNLESS NOTED OTHERWISE

REV	DATE	DESCRIPTION	BY
	8/4/2018	BRAND REVIEW	

STATE OF OHIO
James K. Larsen 5078
REGISTERED ARCHITECT
James K. Larsen, License #5078
Expiration Date 12/31/2018

LARSEN ARCHITECTS
216-221-2350
LA#17053

PREPARED FOR: McDonald's USA, LLC

© 2018 McDonald's USA, LLC
These drawings and specifications are the confidential and proprietary property of McDonald's USA, LLC and shall not be copied or reproduced without written authorization. The contract documents were prepared for use on this specific site in conjunction with its brand design and are not suitable for use on a different site or with a different brand design. Modification of the contract documents requires the services of properly licensed architects and engineers. Reproduction of the contract documents for reuse on another project is not authorized.

DRAWN BY
STD SCALE DATA
REVIEWED BY
DATE ISSUED

TITLE: McDONALDS - ROYALTON ROAD NORTH ROYALTON, OH
WOOD/ MASONRY
STEEL JOISTS
SITE ID 34-6237B
SITE ADDRESS 5304 Royalton Road, North Royalton, Ohio 44133

SHEET NO. L1.0
LANDSCAPE PLAN

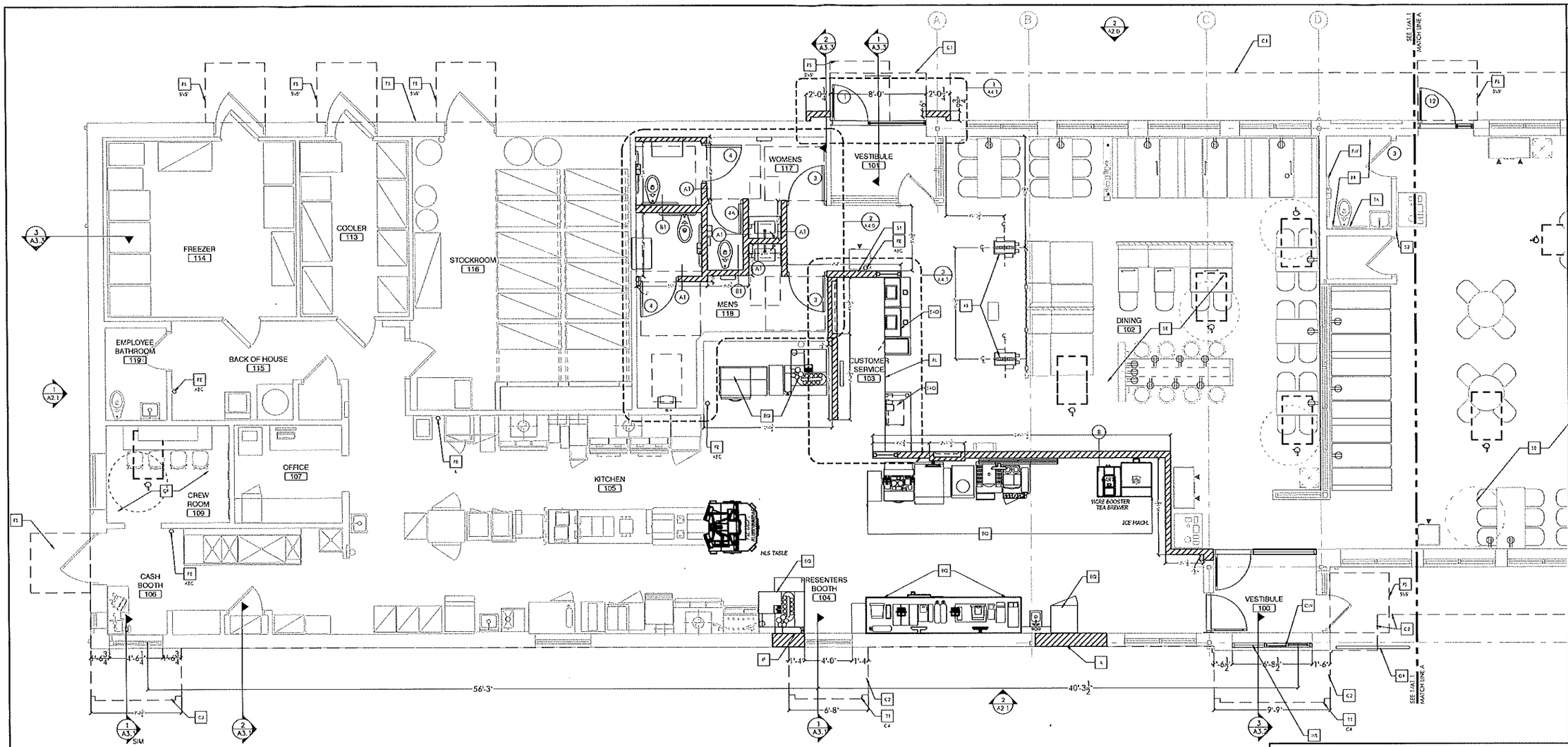

1 A1.0 FLOOR PLAN
1/4" = 1'-0"

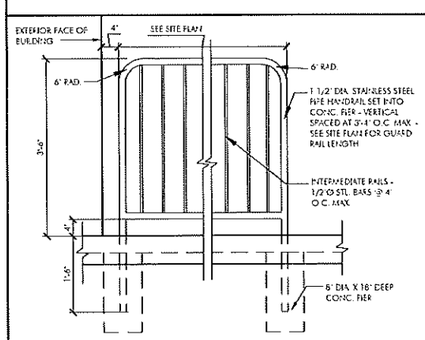

3 A1.0 GUARD RAIL DETAIL
3/4" = 1'-0"

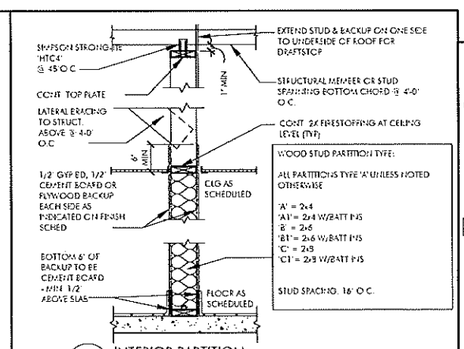

2 A1.0 INTERIOR PARTITION
3/4" = 1'-0"

SYMBOL LEGEND

- (A) PARTITION TYPE TAG SEE 2/A1.0
- DRAFT STOPPING - SEE 2/A1.0
- (1) DOOR TAG - SEE DOOR SCHEDULE ON A4.1
- C1 CERAMIC WALL TILE @ CUSTOMER SERVICE AND KITCHEN SERVING AREAS - TO BE COORDINATED W/RETAIL DINING DECOR SCHEME & McDONALD'S PROJECT MANAGER.
- K KEY NOTE
- NEW WALL CONSTRUCTION - SEE 2/A1.0 AND EXTERIOR WALL SECTIONS ON A3.0

KEY NOTES

- A AFFIXIQUE FILM PER OWNER/ACM
- EM BUILDING MATERIAL
  - E - ML - NOT USED
  - TL - NOT USED
  - E - E.I.F.S. COLOR: ROTH MOUNTAIN
- C1 10' WHITE CANOPY - SEE ROOF PLAN FOR DIMENSIONS
- C2 ALUMINUM CANOPY SYSTEM COLOR: RAL 7022
- F3 FROST SLAB @ ENT. DOOR W/ MAX. 2% RUNNING/CROSS SLOPE AWAY FROM BUILDING - SEE STRUCTURAL
  - 5'-5" SEE OF FROST SLAB
- FE FIRE EXTINGUISHER
  - ABC = PORTABLE, WALL MOUNTED, TYPE ABC FIRE EXTINGUISHER - SEE GENERAL NOTES THIS SHEET
  - K = REMOVABLE, WALL MOUNTED, TYPE K FIRE EXTINGUISHER TO BE MOUNTED WITHIN 30 FEET OF FRYING EQUIPMENT, AS DIRECTED BY AUTHORITY HAVING JURISDICTION
- FW FURR WALL CONSTRUCTION, SUCH THAT NEW FINISHED FACE SHALL BE 18" FROM CENTER LINE OF WATER CLOSET, COMPLIANT WITH ADA GUIDELINES
- S1 WALL MOUNTED SIGN. 97 OCCUPANTS MAXIMUM
- S2 WALL MOUNTED SIGN. 80 OCCUPANTS MAXIMUM
- CF CREW ROOM TO BE ADA COMPLIANT PER PRE-CONSTRUCTION ADA REQUIREMENTS
- CW CASH BOOTH WINDOW - MATCH HEAD AND SILL TO EXISTING CASH BOOTH WINDOW
- G1 NEW GUARDRAIL - SEE 3/A1.0
- R REMOVE EXIST. WINDOW, INFILL WALL WITH MATERIALS TO ADJACENT EXISTING
- K1 NEW ORDERING KIOSK
- P2 PLAY PLACE BY OTHERS
- PR PLAY PLACE RESTROOM TO BE COMPLETELY ADA COMPLIANT PER PRE COORDINATION AND SURVEY
- FW FULL HEIGHT WALL
- FL FLOOR LINE - CHANGE IN MATERIAL
- S-CO NEW SAO COUNTER PER DECOR
- S5 RELOCATED/NEW EQUIPMENT TO MEET ADA GUIDELINES REFERENCE PRE-CONSTRUCTION ADA SURVEY
- SE NEW SEATING LAYOUT - SEE DECOR
- T3 ALUMINUM TRELLIS 2' x 8" WALL FASCIA SYSTEM COLOR: CITYSCAPE
- T4 REMOUNT ALL TOILET ROOM ACCESSORIES, INCLUDING BUT NOT LIMITED TO GRAB BARS, TOILET TISSUE DISPENSERS, SOAP DISPENSERS, ETC. TO CONCEALED BLOCKING, AND COMPLIANT WITH ALL ADA AND OTHER ACCESSIBILITY GUIDELINES
- WS NEW WINDOW SYSTEM - SEE ELEVATIONS & WALL ASSEMBLY NOTES A3.0
- EQ NEW / RELOCATED KITCHEN EQUIPMENT PER KES

GENERAL NOTES

1. EXTERIOR DIMENSIONS ARE TO COLUMN REFERENCE LINES AND EXTERIOR FACE OF FINISH UNLESS OTHERWISE NOTED. INTERIOR DIMENSIONS ARE TO FACE OF FINISH.
2. SEE A3.0 FOR EXTERIOR WALL ASSEMBLY TYPES. SEE 2/A1.0 FOR INTERIOR PARTITION TYPES. INTERIOR PARTITIONS ARE TYPE 'A' UNLESS NOTED OTHERWISE
3. SEE EXTERIOR ELEVATIONS FOR WINDOW TYPES
4. SEE SHEET A4.1 FOR DOOR SCHEDULE
5. SEE SITE PLAN FOR SIDEWALKS, RAMPS, ETC
6. GC TO PROVIDE ADA SIGNAGE PACKAGE AND INSTALL SIGNS AT LOCATIONS AND POSITIONS INDICATED IN PACKAGE OR AS REQUIRED BY LOCAL CODES. COORDINATE WITH OWNER ADA SURVEY. INCLUDE STAFF ASSISTANCE, ENTRANCE/EXIT, TACTILE, AND ALL OTHER REQUIRED SIGNAGE. SIGNAGE PACKAGE SUPPLIED BY:
   FORREST FERMANIGLIA 1-800-214-8765 www.forrestfermanigria.com
   9292 1ST ST., BOX 589
   NEW ROCHELLE, NY 10802
7. MAXIMUM OCCUPANCY SIGN TO BE POSTED PER LOCAL CODE. SIGN FURNISHED AND INSTALLED BY GENERAL CONTRACTOR
8. ALL HAND SINK LOCATIONS SHALL HAVE CEMENT BOARD BACKING 45" IN HEIGHT A.F.F.
9. COORDINATE ALL REQUIRED BLOCKING FOR WALL HUNG EQUIPMENT, SHELVINGS, ETC. FOR PROPER INSTALLATION HEIGHTS
10. COORDINATE SUBSTRATES WITH FINISH SCHEDULE AND DECOR DRAWINGS
11. ALL EQUIPMENT TO BE ADA ACCESSIBLE
12. INTERIOR FINISHES: SEE DECOR. ALL FINISHES TO COMPLY WITH OBC REQUIREMENTS INCLUDING FLAME SPREAD AND SMOKE DEVELOPED RATINGS
13. PORTABLE FIRE EXTINGUISHERS TO BE 5 LB, TYPE ABC AND K. MOUNTING HEIGHTS TO FULLY COMPLY WITH ALL ADA REQUIREMENTS. WHERE EXTINGUISHERS ARE LOCATED ALONG ACCESSIBLE WALKS, CORRIDORS, PASSAGEWAYS, OR AISLES, PROJECTIONS FROM WALLS SHALL NOT EXCEED 4". TRAVEL DISTANCE SHALL NOT EXCEED 75 FT. EXISTING LIFE SAFETY EQUIPMENT TO REMAIN. COORDINATE FINAL LOCATIONS WITH LOCAL AUTHORITY HAVING JURISDICTION. SIGNAGE AND OPERATING MECHANISMS RELATED TO EXTINGUISHERS MUST FULLY COMPLY WITH ALL ADA GUIDELINES
14. ALL ROOM OCCUPANT SIGNS SHALL BE PLACED IN A NON CONSPICUOUS LOCATION, NEAR THE MAIN EXIT FOR THE ROOM(S) WHICH THEY SERVE. FINAL DESTINATION OF LOCATION MAY BE DETERMINED BY THE FIRE MARSHAL

REV	DATE	DESCRIPTION	BY
	6/29/2021	ISSUED FOR SAO REVIEW	BCB

STATE OF OHIO
James K. Larsen 5078
REGISTERED ARCHITECT
James K. Larsen, License #5078
Expiration Date 12/31/2021

LARSEN ARCHITECTS
216-521-0355
LA#17053

PREPARED BY

PREPARED FOR: McDonald's USA, LLC

© 2018 McDonald's USA, LLC
The ideas and interpretations as to the architectural and interior design of McDonald's USA, LLC and shall not be copied or reproduced without express written permission. The contract documents were prepared for use on this specific site in conjunction with its name title and not suitable for use on any other project. Reproduction of these documents for use on another project is not authorized. Copyright for use on another project is not authorized.

DRAWN BY
CITY CODE ENTRY
REVIEWED BY
DATE ISSUED

TITLE: McDONALDS - ROYALTON ROAD
NORTH ROYALTON, OH

WOOD/MASONRY
STEEL JOISTS

SITE ADDRESS: 5300 Royalton Road, North Royalton, Ohio 44133

SITE ID: 2L4378

SHEET NO: A1.0
FLOOR PLAN

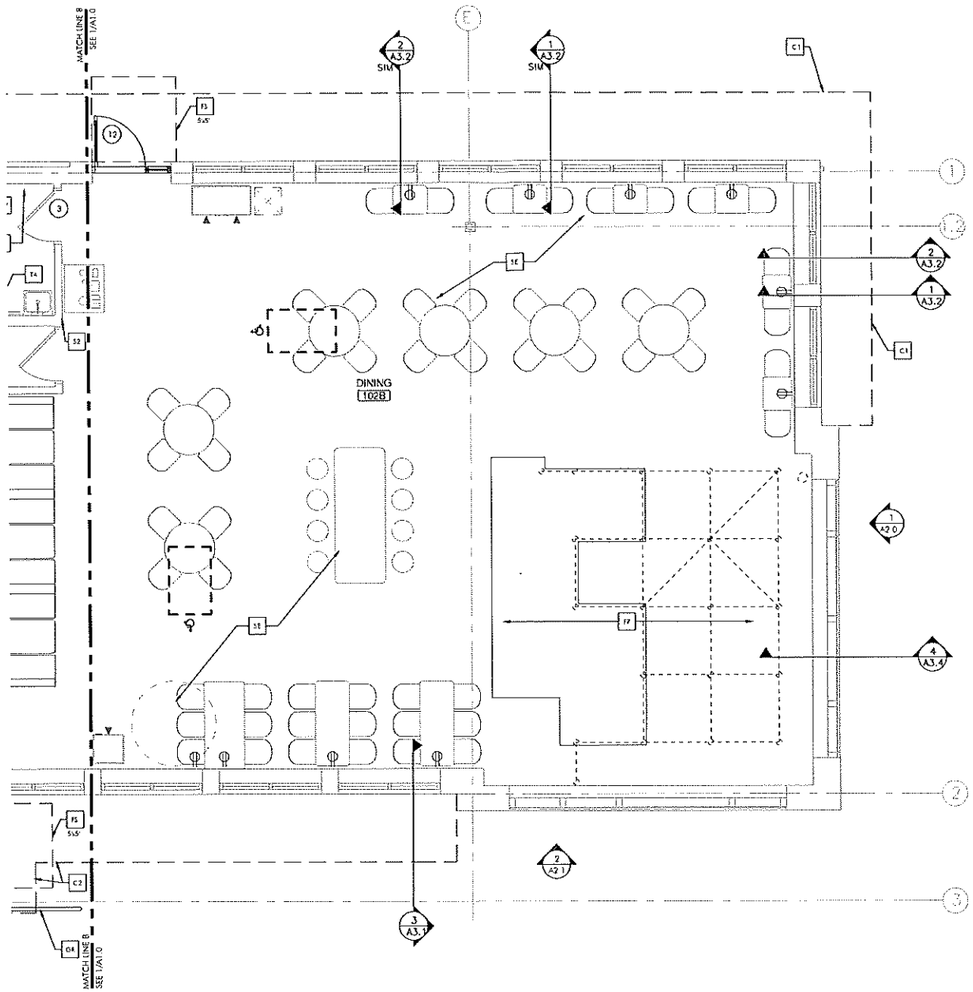

1 / A1.1 FLOOR PLAN
1/4" = 1'-0"

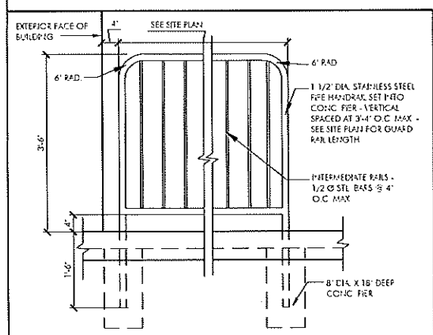

3 / A1.0 GUARD RAIL DETAIL
3/4"=1'-0"

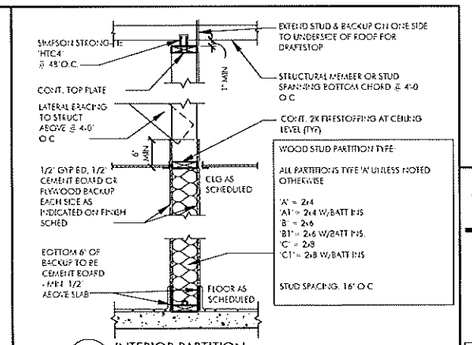

2 / A1.0 INTERIOR PARTITION
3/4"=1'-0"

SYMBOL LEGEND

- A — PARTITION TYPE TAG SEE 2/A1.0
- DRAFT STOPPING - SEE 2/A1.0
- 1 — DOOR TAG - SEE DOOR SCHEDULE ON A4.1
- CT — CERAMIC WALL TILE @ CUSTOMER SERVICE AND KITCHEN SERVING AREAS - TO BE COORDINATED W/FINAL DINING DECOR SCHEME & McDONALDS PROJECT MANAGER
- K — KEY NOTE
- NEW WALL CONSTRUCTION - SEE 2/A1.0 AND EXTERIOR WALL SECTIONS ON A3.0

KEY NOTES

- A — AFFIQUE FILM PER OWNER/AGM
- EIS — BUILDING MATERIAL
  - E - ML - NOT USED
  - TL - NOT USED
  - E - EIFS COLOR: IRON MOUNTAIN
- C1 — 10' WHITE CANOPY - SEE ROOF PLAN FOR DIMENSIONS
- C2 — ALUMINUM CANOPY SYSTEM COLOR: RAL 7022
- FS — FROST SLAB @ EXT. DOOR W/ MAX. 2% RUNNING/CROSS SLOPE AWAY FROM BUILDING - SEE STRUCTURAL
  - 5'-0" SIZE OF FROST SLAB
- FE — FIRE EXTINGUISHER
  - 10 LB ABC = PORTABLE, WALL MOUNTED, TYPE ABC FIRE EXTINGUISHER - SEE GENERAL NOTES THIS SHEET
  - K = REMOVABLE, WALL MOUNTED, TYPE K FIRE EXTINGUISHER TO BE MOUNTED WITHIN 30 FEET OF FRYING EQUIPMENT, AS DIRECTED BY AUTHORITY HAVING JURISDICTION
- FW — FURR WALL CONSTRUCTION, SUCH THAT NEW FINISHED FACE SHALL BE 18" FROM CENTER LINE OF WATER CLOSET, COMPLIANT WITH ADA GUIDELINES.
- S1 — WALL MOUNTED SIGN: 97 OCCUPANTS MAXIMUM
- S2 — WALL MOUNTED SIGN: 80 OCCUPANTS MAXIMUM
- CR — CREW ROOM TO BE ADA COMPLIANT PER PRE-CONSTRUCTION ADA REQUIREMENTS
- CW — CASH BOOTH WINDOW: MATCH HEAD AND SILL TO EXISTING CASH BOOTH WINDOW
- GP — NEW GUARDRAIL - SEE 3/A1.0
- RF — REMOVE EXIST. WINDOW, INFILL WALL WITH MATERIALS TO ADJACENT EXISTING
- M — NEW ORDERING KIOSK
- FP — PLAY PLACE BY OTHERS
- FR — PLAY PLACE RESTROOM TO BE COMPLETELY ADA COMPLIANT PER PRE COORDINATION AND SURVEY.
- FW — FULL HEIGHT WALL
- FL — FLOOR LINE - CHANGE IN MATERIAL
- SAO — NEW SAO COUNTER PER DECOR
- IE — RELOCATED/NEW EQUIPMENT TO MEET ADA GUIDELINES REFERENCE PRE-CONSTRUCTION ADA SURVEY
- SE — NEW SEATING LAYOUT - SEE DECOR
- TB — ALUMINUM TRELLIS 2" x 8" WALL FASCIA SYSTEM COLOR: CITYSCAPE
- TK — REMOUNT ALL TOILET ROOM ACCESSORIES, INCLUDING BUT NOT LIMITED TO GRAB BARS, TOILET TISSUE DISPENSERS, SOAP DISPENSERS, ETC. TO CONCEALED BLOCKING, AND COMPLIANT WITH ALL ADA AND OTHER ACCESSIBILITY GUIDELINES
- WS — NEW WINDOW SYSTEM - SEE ELEVATIONS & WALL ASSEMBLY NOTES A3.0
- EQ — NEW / RELOCATED KITCHEN EQUIPMENT PER KES

GENERAL NOTES

1. EXTERIOR DIMENSIONS ARE TO COLUMN REFERENCE LINES AND EXTERIOR FACE OF FINISH UNLESS OTHERWISE NOTED. INTERIOR DIMENSIONS ARE TO FACE OF FINISH
2. SEE A3.0 FOR EXTERIOR WALL ASSEMBLY TYPES. SEE 2/A1.0 FOR INTERIOR PARTITION TYPES. INTERIOR PARTITIONS ARE TYPE 'W' UNLESS NOTED OTHERWISE.
3. SEE EXTERIOR ELEVATIONS FOR WINDOW TYPES.
4. SEET SHEET A4.1 FOR DOOR SCHEDULE
5. SEE SITE PLAN FOR SIDEWALKS, PAVES, ETC.
6. GC TO PROVIDE ADA SIGNAGE PACKAGE AND INSTALL SIGNS AT LOCATIONS AND POSITIONS INDICATED IN PACKAGE OR AS REQUIRED BY LOCAL CODES. COORDINATE WITH OWNER ADA SURVEY. INCLUDE STAFF ASSISTANCE, ENTRANCE/EXIT, TACTILE, AND ALL OTHER REQUIRED SIGNAGE. SIGNAGE PACKAGE SUPPLIED BY:
   FORREST FERMA-SIGN 1-800-214-8765 www.forrestfermasigns.com
   9292 1ST ST., BOX 556
   NEW ROCHELLE, NY 10802
7. MAXIMUM OCCUPANCY SIGN TO BE POSTED PER LOCAL CODE. SIGN FURNISHED AND INSTALLED BY GENERAL CONTRACTOR
8. ALL HAND SINK LOCATIONS SHALL HAVE CEMENT BOARD BACKING 48" IN HEIGHT A.F.F.
9. COORDINATE ALL REQUIRED BLOCKING FOR WALL HUNG EQUIPMENT, SHELVINGS, ETC. FOR PROPER INSTALLATION HEIGHTS.
10. COORDINATE SUBSTRATES WITH FINISH SCHEDULE AND DECOR DRAWINGS
11. ALL EQUIPMENT TO BE ADA ACCESSIBLE.
12. INTERIOR FINISHES: SEE DECOR. ALL FINISHES TO COMPLY WITH OBC REQUIREMENTS INCLUDING FLAME SPREAD AND SMOKE DEVELOPED RATINGS
13. PORTABLE FIRE EXTINGUISHERS TO BE 5 LB, TYPE ABC AND K. MOUNTING HEIGHTS TO FULLY COMPLY WITH ALL ADA REQUIREMENTS. WHERE EXTINGUISHERS ARE LOCATED ALONG ACCESSIBLE WALKS, CORRIDORS, PASSAGEWAYS, OR AISLES, PROJECTIONS FROM WALLS SHALL NOT EXCEED 4". TRAVEL DISTANCE SHALL NOT EXCEED 75 FT. EXISTING LIFE SAFETY EQUIPMENT TO REMAIN. COORDINATE FINAL LOCATIONS WITH LOCAL AUTHORITY HAVING JURISDICTION. SIGNAGE AND OPERATING MECHANISMS RELATED TO EXTINGUISHERS MUST FULLY COMPLY WITH ALL ADA GUIDELINES
14. ALL ROOM OCCUPANT SIGNS SHALL BE PLACED IN A NON CONSECUTIVE LOCATION, NEAR THE MAIN EXIT FOR THE ROOM(S) WHICH THEY SERVE. FINAL DESTINATION OF LOCATION MAY BE DETERMINED BY THE FIRE MARSHAL

REV	DATE	DESCRIPTION	BY
	6/23/2021	ISSUED FOR JAD REVIEW	BCR

STATE OF OHIO
James K. Larsen
5078
REGISTERED ARCHITECT

James K. Larsen, License #5078
Expiration Date 12/31/2021

PREPARED BY:
LARSEN ARCHITECTS
LA#17053

PREPARED FOR:
McDonald's USA, LLC

©2021 by McDonald's USA, LLC
These drawings and specifications are the exclusive property of McDonald's USA, LLC and should not be used on any other project without written permission. The architectural documents were prepared for use on this specific site in conjunction with its name, date and use and are not suitable for use on any other project or at any other location without modification by an architect registered in the jurisdiction of the project. Reproduction of these documents, in whole or in part, for use on another project is not authorized.

DRAWN BY
STD BLDG DATE
REVIEWED BY
DATE ISSUED

TITLE
McDONALDS - ROYALTON ROAD
NORTH ROYALTON, OH

WOOD: MASONRY
STEEL: JOISTS

SITE NUMBER
2014-80
34-0278

SITE ADDRESS
5084 Fowlerton Road, North Royalton, Ohio 44133

SHEET NO
A1.1
FLOOR PLAN

KEY NOTES:

- AD1 ACCESSIBILITY SIGNAGE SEE GEN NOTE #6 CH A1.0
- AP ALPOLIC METAL PANEL COLOR: RAL 7022
- AL ALUMINUM BATTEN SYSTEM MFR: B-AND-B INDUSTRIES SIZE: 2" x 2" SPECIALE COLOR: WOOD GRAIN EXCAVATED LINE ASHED, ENDCAP PAINTED TO MATCH SUBSTRATE: 1/2" EXTERIOR HIGH DENSITY OVERLAY (HDO) PLYWOOD, EB, GROUP 1, HOO BOTH FACES, AFA TREATED PAINTED. COURSE GRIT SAND SURFACES PRIOR TO PRIMING, PRIME AND PAINT BOTH SIDES AND ALL EDGES SUBSTRATE COLOR: WICKER CORE SW7029 BY SHERWIN WILLIAMS
- EA BUILDING ADDRESS: 6" H CHARACTERS AND 3/4" STROKE
- EB FACE BRICK
  - XX — TYPE:
    - B1 = NOT USED
    - B1 = EXISTING - FACE BRICK "GAUNTLET GREY" SW7019 BY SHERWIN WILLIAMS
    - C1 = NOT USED
- C1 16' WHITE CANOPY - SEE ROOF PLAN FOR DIMENSIONS
- C2 ALUMINUM CANOPY SYSTEM COLOR: RAL 7022
- C3 NOT USED
- D METAL DOOR KO - SEE ASSEMBLY NOTES CH A6.0 FOR ADDITIONAL SPECIFICATIONS
  - XX — COLOR:
    - C1 = "WEATHERED BRICK"
    - C2 = "CHARCOAL"
- D1 NOT USED
- D5 NOT USED
- E EXTERIOR INSULATION FINISH SYSTEM (EIFS) "INSULATION PLUS MOD EXOVERTOR EQUAL HIGH IMPACT ZONES: PANZER 20 ULTRA HIGH IMPACT MESH ASSEMBLY FOR EIFS AREAS WITHIN 8'-0" OF GRADE FINISH: MYKOTHONIC COLOR: SHERWIN WILLIAMS HIGH PERFORMANCE COLOR MATCH TO SHERWIN WILLIAMS OR EQUAL
  - XX
    - C1 = "GAUNTLET GREY" SW7019 BY SHERWIN WILLIAMS, TEXTURE: SW7029 BESLE
    - C2 = "WICKER CORE" SW7029 BY SHERWIN WILLIAMS, TEXTURE: FINESSE
- G NOT USED
- GP GUARDRAIL
- L LIGHT FIXTURE - SEE ELECTRICAL
  - XX — TYPE
    - L1 = NOT USED
    - L2 = EGLAND ONLY SCONCE
    - L3 = RECESSED DOWN FIXTURE
    - COLOR:
    - C1 = WHITE
    - C2 = "FEATHERED SILVER"
- LE ACCENT LIGHTING - SEE ELECTRICAL
  - XX — LED LIGHT:
    - L1 = EXPOSED (EGLAND ONLY)
    - L2 = INTEGRAL CANOPY FIXTURES = NOT USED
    - L4 = NOT USED
- LO METAL LOUVER SYSTEM - ALIGN WITH STOREFRONT BELOW
- LP METAL FASCIA / COPING / CAP FLASHING - SEE DETAIL ON SHEET 4.3.0
  - 1 — FREEFAS ARCHITECTURE FASCIA
  - 2 — FREEFAS CUSTOM ARCHITECTURE FASCIA
- M1 METAL LETTERING - BY OTHERS
  - X — TYPE
    - 1 = "MCDONALD" - COLOR: SILVER
    - 2 = NOT USED
- M5 NOT USED
- M8 NOT USED
- P1 NOT USED
- RO NOT USED
- S MACDONALD'S SIGNAGE BY OTHERS - UNDER SEPARATE PERMIT. SEE SIGN FOOTING SUPPORT DETAIL ON THIS SHEET.
- T NOT USED
- T1 THIN BRICK (NEW)
  - C1 — COLOR:
    - C1 = "GAUNTLET GREY" SW7019 BY SHERWIN WILLIAMS
    - C2 = "WICKER CORE" SW7029 BY SHERWIN WILLIAMS
- T3 ALUMINUM TRELLIS SYSTEM
  - XX — COLOR:
    - C1 = CITYSCAPE
    - C2 = NOT USED
    - C3 = NOT USED
    - C4 = GOLD
- T2 ALUMINUM TRELLIS TIE-BACK SYSTEM
  - XX — COLOR
    - C1 = NOT USED
    - C2 = NOT USED
    - C3 = CHARCOAL
- T3 ALUMINUM TRELLIS 2' x 8' WALL FASCIA SYSTEM COLOR: CITYSCAPE
- W1 NOT USED
- W5 NEW HANGING DT DIRECTIONALS
- W6 EXISTING ROOF LADDER, PAINT TO MATCH ADJACENT MATERIALS

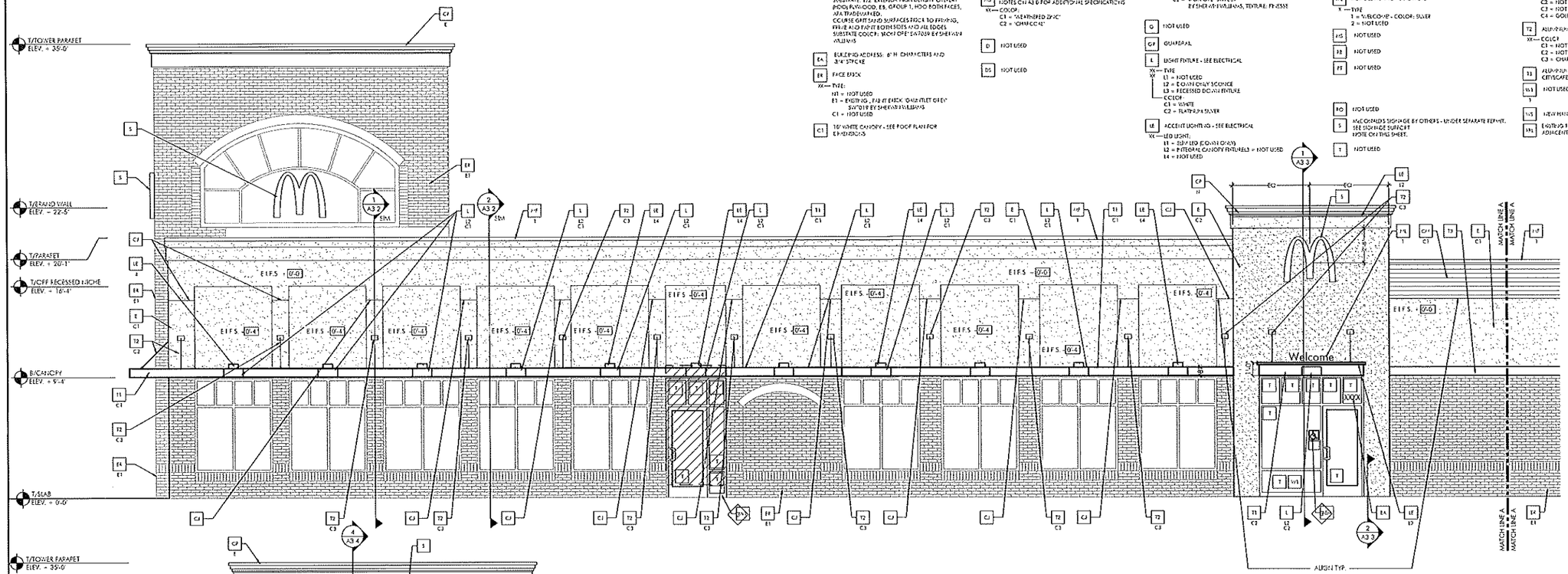

2 A2.0 NON DRIVE THRU ELEVATION 1/4" = 1'-0" FRONT

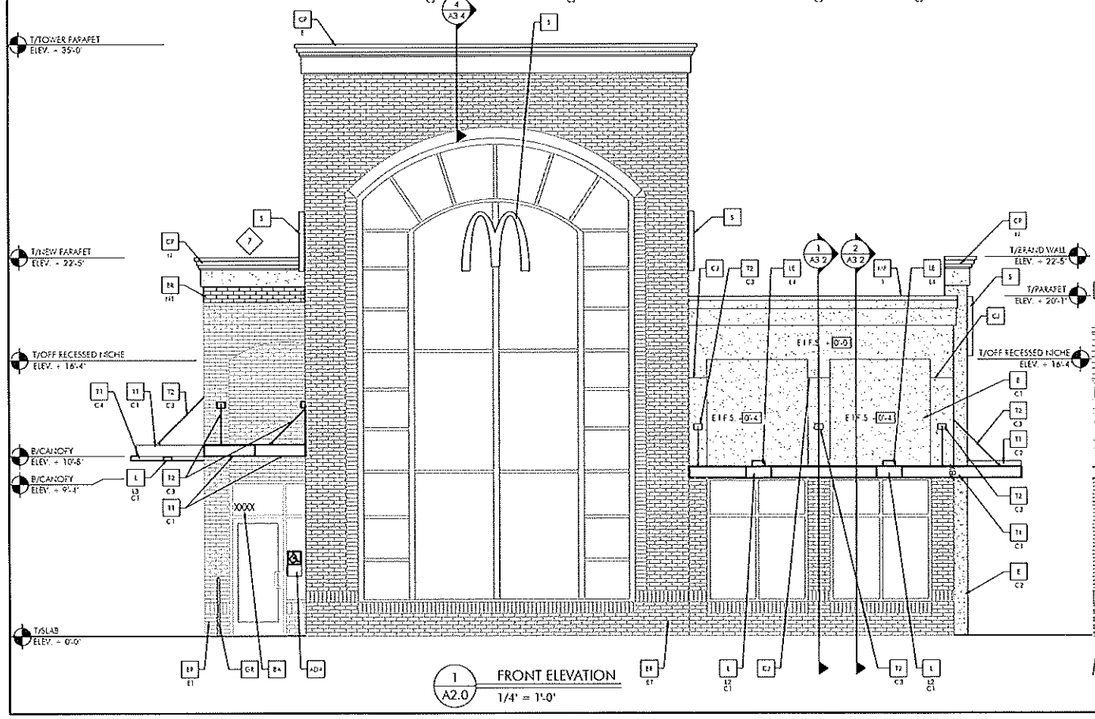

1 A2.0 FRONT ELEVATION 1/4" = 1'-0"

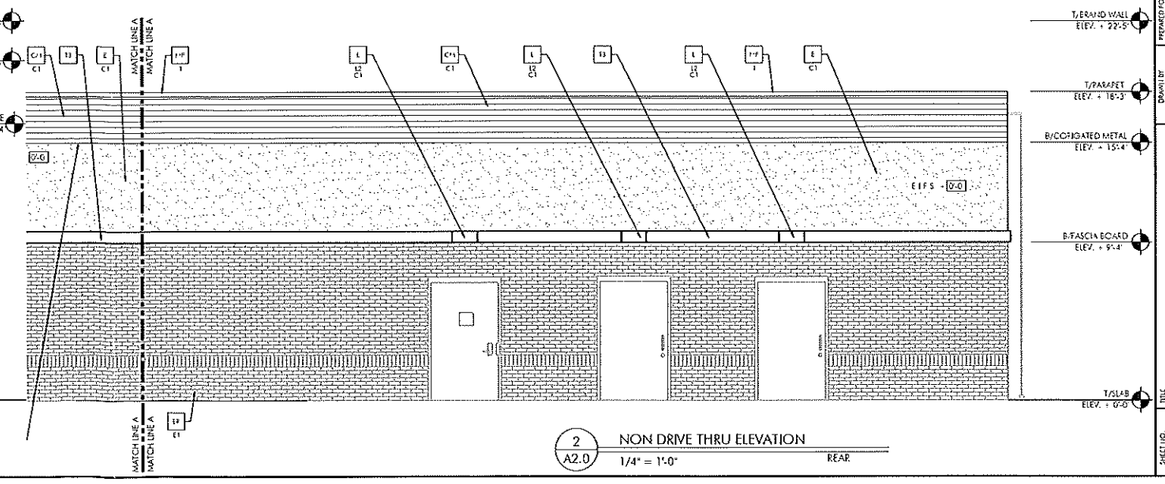

2 A2.0 NON DRIVE THRU ELEVATION 1/4" = 1'-0" REAR

REV	DATE	DESCRIPTION	BY
	6/23/2021	ISSUED FOR SAO REVIEW	

STATE OF OHIO — James K. Larsen 5078 — REGISTERED ARCHITECT

James K. Larsen, License #5078
Expiration Date 12/31/2021

PREPARED BY: LARSEN ARCHITECTS — LA#17053

© 2018 McDonald's USA, LLC

PREPARED FOR: McDonald's USA, LLC

DRAWN BY: STD SEAL DATE
REVIEWED BY:
DATE ISSUED:

TITLE: McDONALDS - ROYALTON ROAD
NORTH ROYALTON, OH

WOOD: MAGHFIT
STEEL: JOISTS

SFE ID: SFE-4020-02
SFE ID: 24-0378
5504 Fairview Road, North Royalton, Ohio 44133

SHEET NO. A2.0
ELEVATIONS

KEY NOTES:

- **AC-A** ACCESSIBILITY SIGNAGE SEE GENERAL NOTE #6 ON A1.0
- **AP** ALPOLIC METAL PANEL COLOR: #AL 7022
- **AL** ALUMINUM LETTERS SYSTEM MFR. 8-HR INDUSTRIES SIZE: 5", 2" PROFILE COLOR: 10.000 GRAPHITE BRONZE, UNFINISHED, BY OTHER PAINTED TO MATCH SUBSTRATE: 1/2" EXTERIOR HIGH DENSITY OVERLAY (HDO) PLYWOOD, B3, GROUP 1, HDO BOTH FACES, APA TRADEMARKED. COURSE GRIT SAND SURFACES PRIOR TO PAINTING, PRIME AND PAINT BOTH SIDES AND ALL EDGES. SUBSTRATE COLOR: "IRON ORE" SW7069 BY SHERWIN WILLIAMS
- **BA** BUILDING ADDRESS: 6" HT. CHARACTERS AND 3/4" STROKE
- **BR** FACE BRICK
  - XX— TYPE:
    - B1 = NOT USED
    - B2 = EXISTING, PAINT BRICK "GRAPHITE GREY" SW7019 BY SHERWIN WILLIAMS
    - C3 = NOT USED
- **C1** 10" WHITE CANOPY - SEE ROOF PLAN FOR DIMENSIONS
- **C2** ALUMINUM CANOPY SYSTEM COLOR: #AL 7022
- **C3** NOT USED
- **D** NOT USED
- **ES** NOT USED
- **E** EXTERIOR INSULATION FINISH SYSTEM (EIFS) CONTEMPORARY FINISH MFR: DRYVIT OR EQUAL HIGH IMPACT 20 MIL PANZER 20 ULTRA HIGH IMPACT FINISH ASSEMBLY FOR EIFS AREAS WITHOUT BOX OF GAUGE FROM INTERNATIONAL
  - COLOR: STATOTONE HIGH PERFORMANCE COLORANT - MATCH TO SHERWIN WILLIAMS OR EQUAL
    - C1 = "GRAPHITE GREY" SW7019 BY SHERWIN WILLIAMS, TEXTURE: SAND PEBBLE
    - C2 = "IRON ORE" SW7069 BY SHERWIN WILLIAMS, TEXTURE: PEBBLE
- **MS** METAL SIDING - SEE ASSEMBLY NOTES ON A3.0 FOR ADDITIONAL SPECIFICATIONS
  - XX— COLOR:
    - C1 = "WEATHERED ZINC"
    - C2 = "CHARCOAL"
- **G** NOT USED
- **GR** GUARDRAIL
- **L** LIGHT FIXTURE - SEE ELECTRICAL
  - XX— TYPE:
    - L1 = NOT USED
    - L2 = DOWN ONLY SCONCE
    - L3 = RECESSED DOWN FIXTURE
    - COLOR:
    - C1 = WHITE
    - C2 = PLATINUM SILVER
- **LE** ACCENT LIGHTING - SEE ELECTRICAL
  - XX— LED LIGHT:
    - L3 = SLIM LED (DOWN ONLY)
    - L2 = INTEGRAL CANOPY FIXTURE L3 = NOT USED
    - L4 = NOT USED
- **LO** METAL LOUVER SYSTEM - MATCH WITH STOREFRONT FINISH
- **F/P** METAL FASCIA / COPING / CAP FLASHING - SEE DETAIL ON SHEET A3.0
  - 1 = FREE-FAB ANCHOR TITE FASCIA
  - 2 = FREE-FAB CUSTOM ARCADE FASCIA
- **WL** METAL LETTERING - BY OTHERS
  - X — TYPE:
    - 1 = "WELCOME" - COLOR: SILVER
    - 2 = NOT USED
- **HS** NOT USED
- **FB** NOT USED
- **FT** NOT USED
- **PD** NOT USED
- **S** HANDRAILS SIGNAGE BY OTHERS - UNDER SEPARATE PERMIT. SEE SIGNAGE SUPPORT NOTE ON THIS SHEET.
- **T** NOT USED
- **TB** THIN BRICK - BLEND
  - C1 — COLOR:
    - C1 = "GRAPHITE GREY" SW7019 BY SHERWIN WILLIAMS
    - C2 = "IRON ORE" SW7069 BY SHERWIN WILLIAMS
- **T1** ALUMINUM TRELLIS SYSTEM
  - XX— COLOR:
    - C1 = CITYSCAPE
    - C2 = NOT USED
    - C3 = NOT USED
    - C4 = GOLD
- **T2** ALUMINUM TRELLIS TIE-BACK SYSTEM
  - XX— COLOR:
    - C1 = NOT USED
    - C2 = NOT USED
    - C3 = CHARCOAL
- **T3** ALUMINUM TRELLIS 2" x 8" WALL FASCIA SYSTEM COLOR: CITYSCAPE
- **W1** NOT USED
- **W3** NEW HANGING DIRECTIONALS
- **W4** EXISTING ROOF LADDER, PAINT TO MATCH ADJACENT MATERIALS

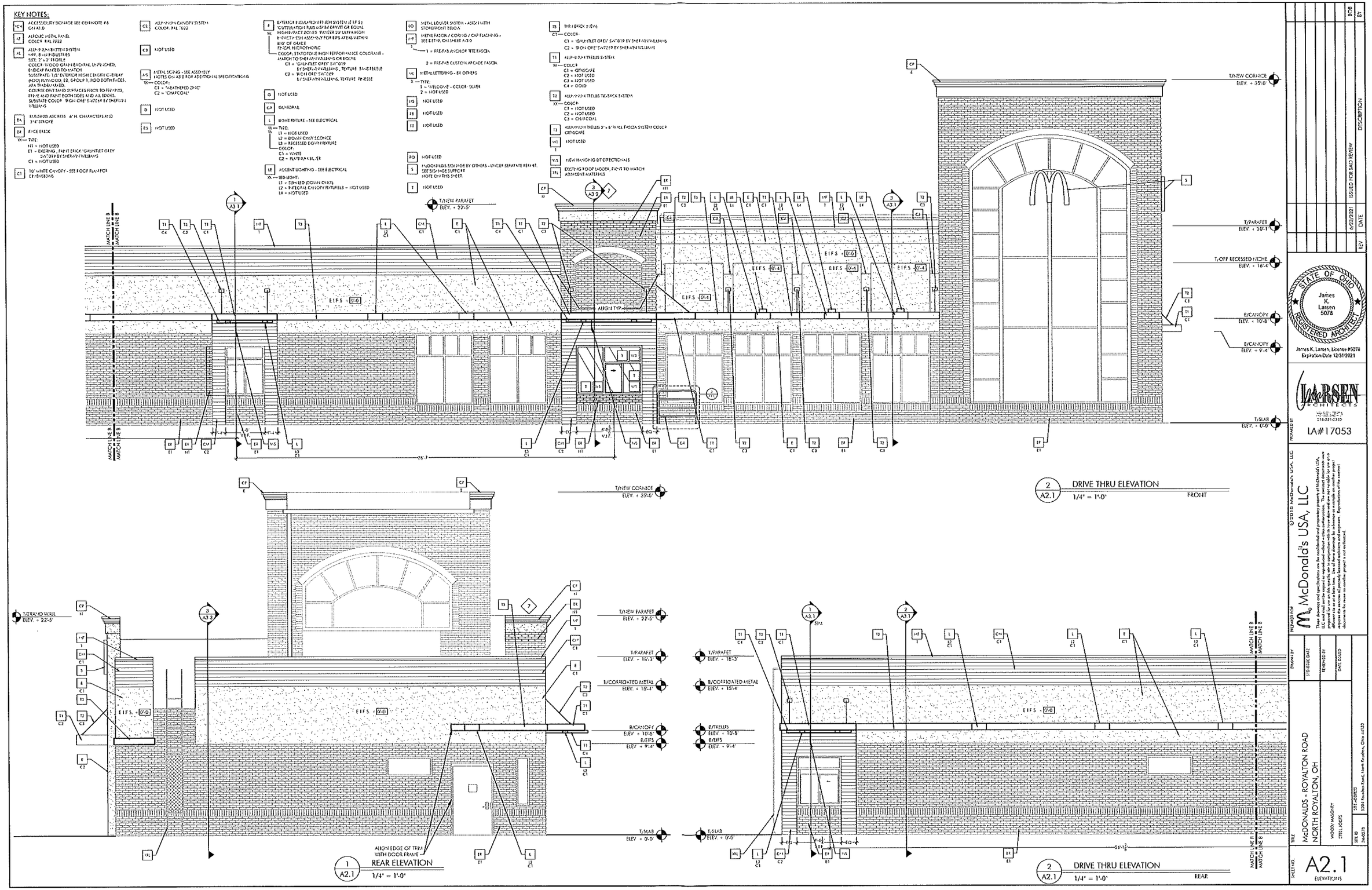

1 A2.1 REAR ELEVATION 1/4" = 1'-0"

2 A2.1 DRIVE THRU ELEVATION 1/4" = 1'-0" FRONT

2 A2.1 DRIVE THRU ELEVATION 1/4" = 1'-0" REAR

REV	DATE	DESCRIPTION	BY
	6/23/2021	ISSUED FOR SAD REVIEW	

STATE OF OHIO — James K. Larsen 5078 — REGISTERED ARCHITECT

James K. Larsen, License #5078
Expiration Date 12/31/2021

LARSEN ARCHITECTS
LA#17053

PREPARED BY

PREPARED FOR: McDonald's USA, LLC

©2015 McDonald's USA, LLC

These drawings and specifications are the confidential and proprietary property of McDonald's USA, LLC and shall not be copied or reproduced without written authorization. The contract documents were prepared for use on a single site. Use of these documents for any other site is prohibited. Use of these documents for a different site or at a later time. Use of these documents for reference on another project requires the services of properly licensed architects and engineers. Reproductions of the contract documents for reuse on another project is not authorized.

DRAWN BY
1ST ISSUE DATE
REVIEWED BY
DATE ISSUED

TITLE: McDONALDS - ROYALTON ROAD
NORTH ROYALTON, OH

WOOD/ MASONRY
STEEL JOISTS

SITE ADDRESS: 5084 Ronaldson Road, North Royalton, Ohio 44133

SITE ID: 34-0078

SHEET NO.: A2.1
ELEVATIONS

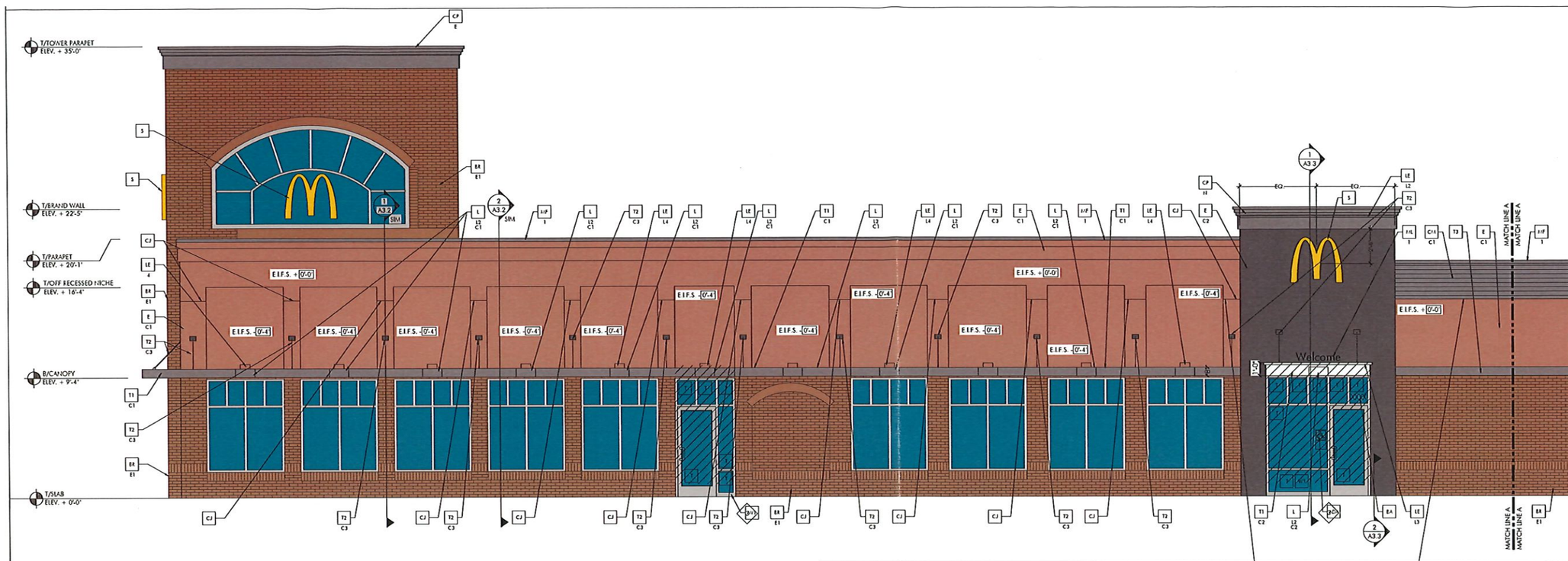



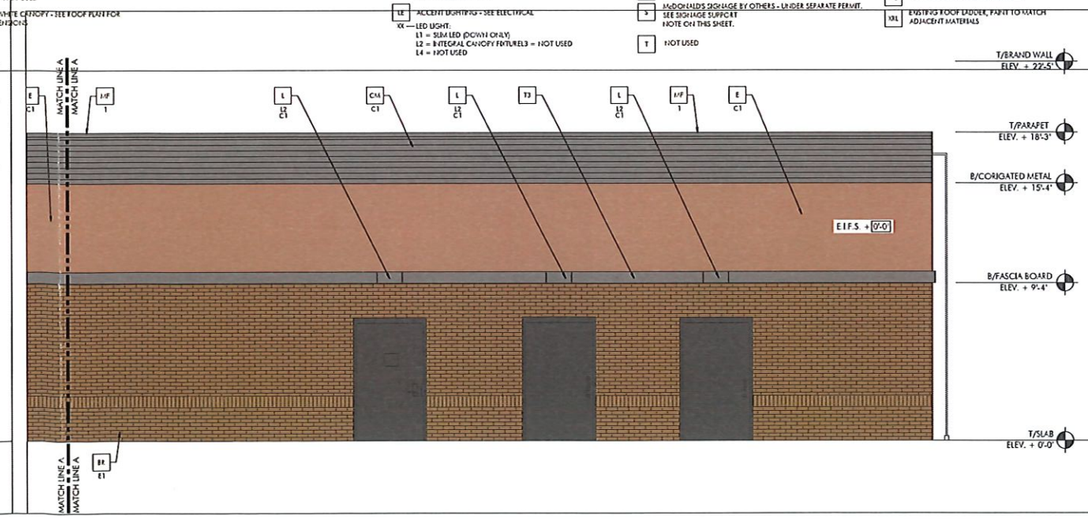

KEY NOTES:

- ADA — ACCESSIBILITY SIGNAGE SEE GEN NOTE #6 ON A1.0
- AP — ALPOLIC METAL PANEL COLOR: RAL 7022
- AL — ALUMINUM BATTEN SYSTEM
  MFR: B-LINE INDUSTRIES
  SIZE: 2" x 2" PROFILE
  COLOR: WOOD GRAIN EBONY/AIR UNFINISHED, ENDCAP PAINTED TO MATCH
  SUBSTRATE: 1/2" EXTERIOR HIGH DENSITY OVERLAY (HDO) PLYWOOD, B8, GROUP 1, HDO BOTH FACES, APA TRADEMARKED.
  COURSE: GRIT SAND SURFACES PRIOR TO FASTENING, PRIME AND PAINT BOTH SIDES AND ALL EDGES.
  SUBSTRATE COLOR: "IRON ORE" SW7069 BY SHERWIN WILLIAMS
- BA — BUILDING ADDRESS: 8" H. CHARACTERS AND 3/4" STROKE
- BR — FACE BRICK
  XX — TYPE:
  H1 = NOT USED
  E1 = EXISTING, PAINT BRICK "GAUNTLET GREY" SW7019 BY SHERWIN WILLIAMS
  C1 = NOT USED
- C1 — 10" WHITE CAPTOPPY - SEE ROOF PLAN FOR DIMENSIONS
- C2 — ALUMINUM CANOPY SYSTEM COLOR: RAL 7022
- C3 — NOT USED
- MG — METAL SIDING - SEE ASSEMBLY NOTES ON A3.0 FOR ADDITIONAL SPECIFICATIONS
  XX — COLOR:
  C1 = "WEATHERED ZINC"
  C2 = "CHARCOAL"
- D — NOT USED
- DG — NOT USED
- E — EXTERIOR INSULATION FINISH SYSTEM (E.I.F.S.) "OUTSULATION PLUS MD" BY DRYVIT OR EQUAL
  HIGH IMPACT ZONES: "PANZER 20" ULTRA HIGH IMPACT MESH ASSEMBLY FOR EIFS AREAS WITHIN 8'-0" OF GRADE
  FINISH: HYDROPHOBIC
  COLOR: STATOTONE HIGH PERFORMANCE COLORANT - MATCH TO SHERWIN WILLIAMS OR EQUAL
  XX —
  C1 = "GAUNTLET GREY" SW7019 BY SHERWIN WILLIAMS, TEXTURE: SANDPEBBLE
  C2 = "IRON ORE" SW7069 BY SHERWIN WILLIAMS, TEXTURE: FINESSE
- G — NOT USED
- GR — GUARDRAIL
- L — LIGHT FIXTURE - SEE ELECTRICAL
  XX — TYPE:
  L1 = NOT USED
  L2 = DOWN ONLY SCONCE
  L3 = RECESSED DOWN FIXTURE
  XX — COLOR:
  C1 = WHITE
  C2 = PLATINUM SILVER
- LE — ACCENT LIGHTING - SEE ELECTRICAL
  XX — LED LIGHT:
  L1 = SLIM LED (DOWN ONLY)
  L2 = INTEGRAL CANOPY FIXTURE(L3 = NOT USED
  L4 = NOT USED
- LO — METAL LOUVER SYSTEM - ALIGN WITH STOREFRONT BELOW
- MP — METAL FASCIA / COPING / CAP FLASHING - SEE DETAIL ON SHEET A-3.0
  1 = PRE-FAB ANCHOR TITE FASCIA
  2 = PRE-FAB CUSTOM ARCADE FASCIA
- ML — METAL LETTERING - BY OTHERS
  X — TYPE:
  1 = "WELCOME" - COLOR: SILVER
  2 = NOT USED
- MS — NOT USED
- PB — NOT USED
- PT — NOT USED
- PO — NOT USED
- S — MCDONALD'S SIGNAGE BY OTHERS - UNDER SEPARATE PERMIT. SEE SIGNAGE SUPPORT NOTE ON THIS SHEET.
- T — NOT USED
- TB — THIN BRICK (REV)
  C1 — COLOR:
  C1 = "GAUNTLET GREY" SW7019 BY SHERWIN WILLIAMS
  C2 = "IRON ORE" SW7069 BY SHERWIN WILLIAMS
- T1 — ALUMINUM TRELLIS SYSTEM
  XX — COLOR:
  C1 = CITYSCAPE
  C2 = NOT USED
  C3 = NOT USED
  C4 = GOLD
- T2 — ALUMINUM TRELLIS TIE-BACK SYSTEM
  XX — COLOR:
  C1 = NOT USED
  C2 = NOT USED
  C3 = CHARCOAL
- T3 — ALUMINUM TRELLIS 2" x 8" WALL FASCIA SYSTEM COLOR: CITYSCAPE
- W1 — NOT USED
- W5 — NEW HANGING DT DIRECTIONALS
- XRL — EXISTING ROOF LADDER, PAINT TO MATCH ADJACENT MATERIALS

REV	DATE	DESCRIPTION	BY
	06/19/2020	SIGNAGE REVISIONS FOR OWNER REVIEW	
	02/21/2019	REVISION 1	
	02/15/2019	ISSUED FOR BID/PERMIT	

STATE OF OHIO
James K. Larsen
5078
REGISTERED ARCHITECT

James K. Larsen, License #5078
Expiration Date 12/31/2020

PREPARED BY:
LARSEN ARCHITECTS
Voice 216-231-2-3-5-6-8
Fax 216-231-2-3-5-9
216-231-2-3-5-0

LA#17053

PREPARED FOR:
McDonald's USA, LLC

© 2018 McDonald's USA, LLC

These drawings and specifications are the confidential and proprietary property of McDonald's USA, LLC and shall not be copied or reproduced without written authorization. The contract documents were prepared for use on this specific site in accordance with a licensed design agreement and are suitable for use in obtaining permits and construction only in the same state and within the same zone as required by the contract documents for more an another project is not authorized.

DRAWN BY
STD ISSUE DATE
REVIEWED BY
DATE ISSUED

TITLE
McDONALDS - ROYALTON ROAD
NORTH ROYALTON, OH

WOOD/ MASONRY
STEEL JOISTS

SITE ADDRESS
5324 Royalton Road, North Royalton, Ohio 44133

SITE ID
34-6578

SHEET NO.
A2.0
ELEVATIONS

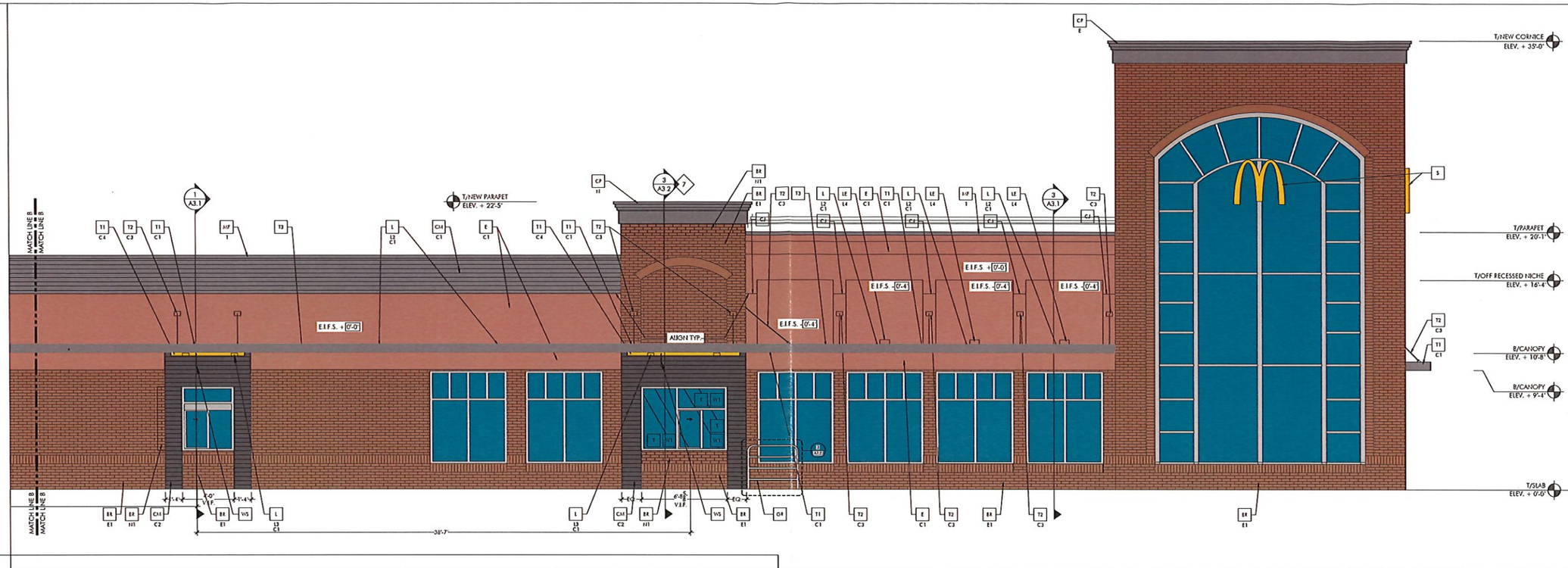

KEY NOTES:

AD-A ACCESSIBILITY SIGNAGE SEE GEN NOTE #6 ON A1.0

AP ALUFOLIC METAL PANEL
COLOR: RAL 7022

AL ALUMINUM BATTEN SYSTEM
MFR: B+H INDUSTRIES
SIZE: 2" x 2" PROFILE
COLOR: WOOD GRAIN BACKRAIL UNFINISHED, ENDCAP PAINTED TO MATCH
SUBSTRATE: 1/2" EXTERIOR HIGH DENSITY OVERLAY (HDO) PLYWOOD, EB, GROUP 1, HDO BOTH FACES, APA TRADEMARKED
COURSE GRIT SAND SURFACES PRIOR TO FINISHING, PRIME AND PAINT BOTH SIDES AND ALL EDGES
SUBSTATE COLOR: "IRON ORE" SW7069 BY SHERWIN WILLIAMS

BA BUILDING ADDRESS: 6" H. CHARACTERS AND 3/4" STROKE

BR FACE BRICK
XX — TYPE:
H1 = HOT USED
E1 = EXISTING - PAINT BRICK "GAUNTLET GREY" SW7019 BY SHERWIN WILLIAMS
C1 = HOT USED

C1 10' WHITE CANOPY - SEE ROOF PLAN FOR DIMENSIONS

C2 ALUMINUM CANOPY SYSTEM
COLOR: RAL 7022

C3 NOT USED

MG METAL SIDING - SEE ASSEMBLY NOTES ON A3.0 FOR ADDITIONAL SPECIFICATIONS
XX — COLOR:
C1 = "WEATHERED ZINC"
C2 = "CHARCOAL"

D NOT USED

DS NOT USED

E EXTERIOR INSULATION FINISH SYSTEM (E.I.F.S.)
"SOUTHWALL" PLUS MOT BY DRYVIT OR EQUAL
HIGH IMPACT ZONES: "PANZER 20" ULTRA HIGH IMPACT MESH ASSEMBLY FOR EIFS AREAS WITHIN 8'-0" OF GRADE
FINISH: HYDROPHOBIC
COLOR: "STATOTONE HIGH PERFORMANCE COLORANT - MATCH TO SHERWIN WILLIAMS OR EQUAL
C1 = "GAUNTLET GREY" SW7019 BY SHERWIN WILLIAMS, TEXTURE: SANDPEBBLE
C2 = "IRON ORE" SW7069 BY SHERWIN WILLIAMS, TEXTURE: FINESSE

G NOT USED

GR GUARDRAIL

L LIGHT FIXTURE - SEE ELECTRICAL
XX — TYPE:
L1 = HOT USED
L2 = DOWN ONLY SCONCE
L3 = RECESSED DOWN FIXTURE
COLOR:
C1 = WHITE
C2 = PLATINUM SILVER

LE ACCENT LIGHTINGS - SEE ELECTRICAL
XX — LED LIGHT:
L1 = SURFACE (DOWN ONLY)
L2 = INTEGRAL CANOPY FIXTURE L3 = NOT USED
L4 = HOT USED

LO METAL LOUVER SYSTEM - ALIGN WITH STOREFRONT BELOW

MF METAL FASCIA / COPING / CAP FLASHING - SEE DETAIL ON SHEET A-3.0
1 — 1 = PRE-FAB ANCHOR TITE FASCIA
2 = PRE-FAB CUSTOM ARCADE FASCIA

ML METAL LETTERING - BY OTHERS
X — TYPE:
1 = "WELCOME" - COLOR: SILVER
2 = HOT USED

MS HOT USED

FB NOT USED

PT NOT USED

RD NOT USED

S McDONALD'S SIGNAGE BY OTHERS - UNDER SEPARATE PERMIT. SEE SIGNAGE SUPPORT NOTE ON THIS SHEET.

T NOT USED

TB THIN BRICK (NEW)
C1 — COLOR:
C1 = "GAUNTLET GREY" SW7019 BY SHERWIN WILLIAMS
C2 = "IRON ORE" SW7069 BY SHERWIN WILLIAMS

T1 ALUMINUM TRELLIS SYSTEM
XX — COLOR:
C1 = CITYSCAPE
C2 = HOT USED
C3 = HOT USED
C4 = GOLD

T2 ALUMINUM TRELLIS TIE-BACK SYSTEM
XX — COLOR:
C1 = HOT USED
C2 = HOT USED
C3 = CHARCOAL

T3 ALUMINUM TRELLIS 2" x 8" WALL FASCIA SYSTEM COLOR: CITYSCAPE

W1 NOT USED
1

WS NEW HANGING DT DIRECTIONALS

XRL EXISTING ROOF LADDER, PAINT TO MATCH ADJACENT MATERIALS

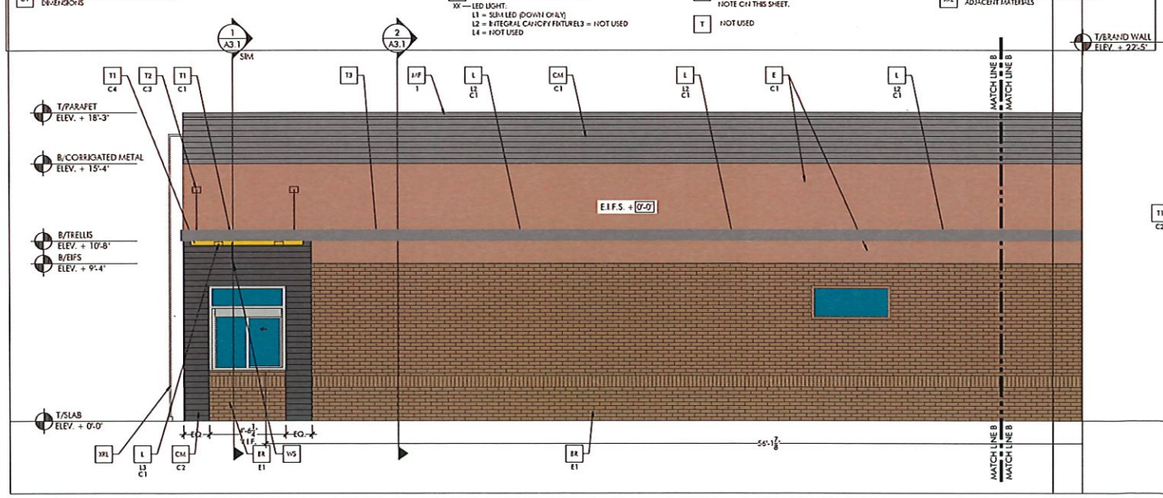

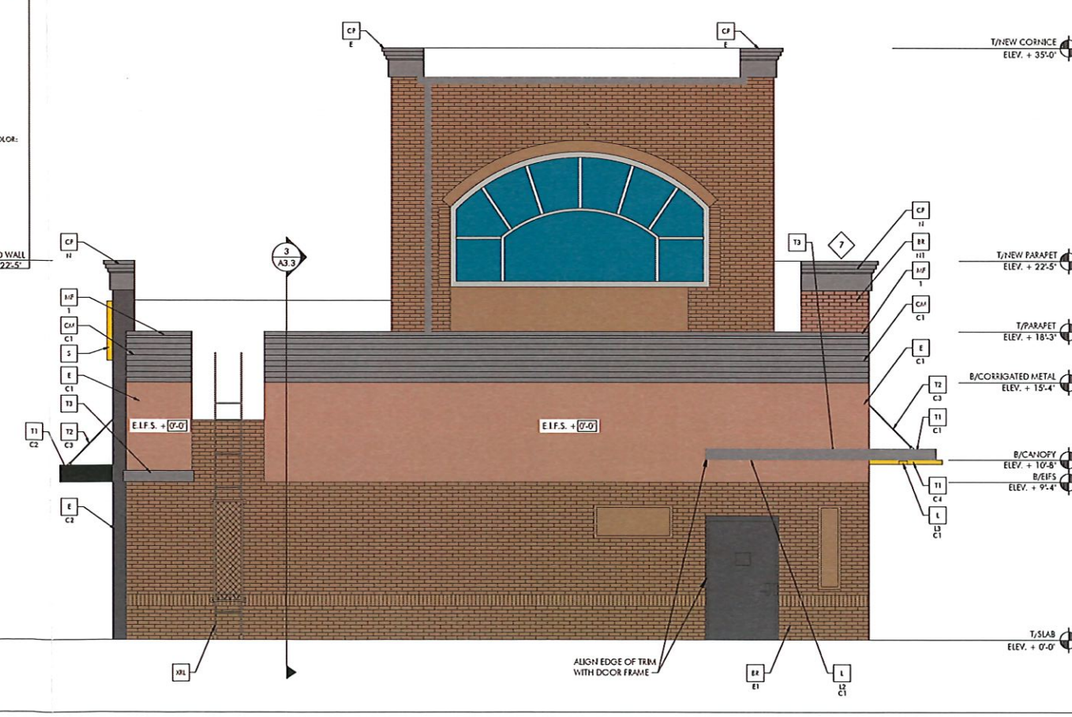

REV	DATE	DESCRIPTION	BY
	06/19/2020	SIGNAGE REVISIONS FOR OWNER REVIEW	
	02/21/2019	REVISION 1	
	02/15/2019	ISSUED FOR BID/PERMIT	

STATE OF OHIO
James K. Larsen
5078
REGISTERED ARCHITECT

James K. Larsen, License #5078
Expiration Date 12/31/2020

LARSEN ARCHITECTS
1234 ROBINSON DR
NORTH ROYALTON, OHIO 44147
216-221-2355

PREPARED BY:
LA#17053

PREPARED FOR:
McDonald's USA, LLC

©2018 McDonald's USA, LLC

These drawings and specifications are the confidential and proprietary property of McDonald's USA, LLC and shall not be reused or reproduced without written authorization. The contract documents were prepared for use on this project only and shall not be used otherwise. They are not to be used on any other project or for any other purpose. Use of these drawings for reference or example on another project requires the services of properly licensed architects and engineers. Reproduction of the contract documents by means or methods not properly and authorized.

DRAWN BY
STD ISSUE DATE
REVIEWED BY
DATE ISSUED

TITLE
McDONALDS - ROYALTON ROAD
NORTH ROYALTON, OH

WOOD/ MASONRY
STEEL/ LOFTS

SITE ADDRESS
5004 Royalton Road, North Royalton, Ohio 44133

SITE ID
5-4-0-7-0

SHEET NO.
A2.1
ELEVATIONS