APPENDIX B: EXHIBITS

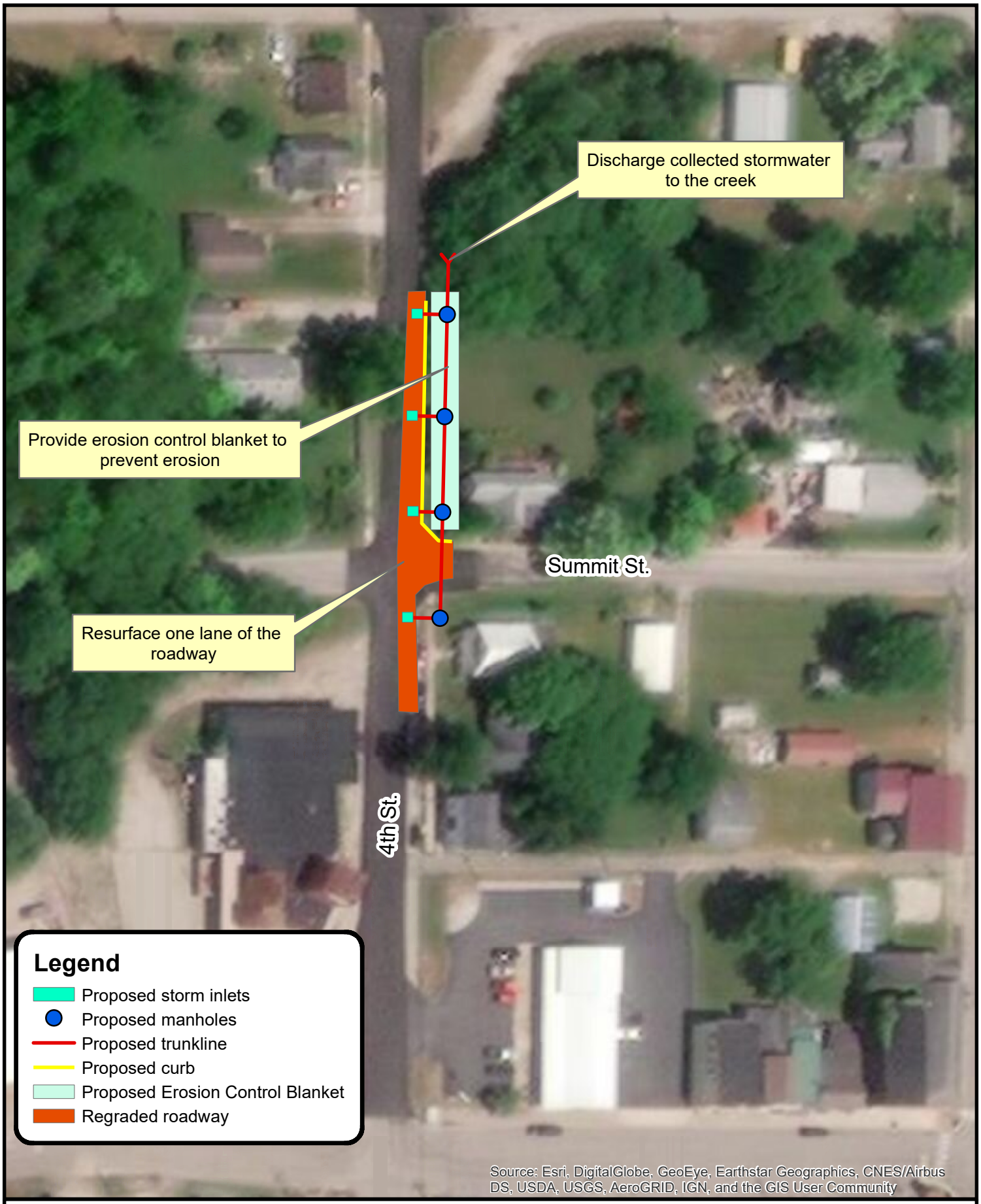

N
W E
S

0 50 100 200 Feet

Exhibit 1A
Summit & 4th St
North Vernon, Indiana

LOCHMUELLER GROUP
3502 Woodview Trace, Suite 150
Indianapolis, IN 46268
Phone: (317) 222-3880

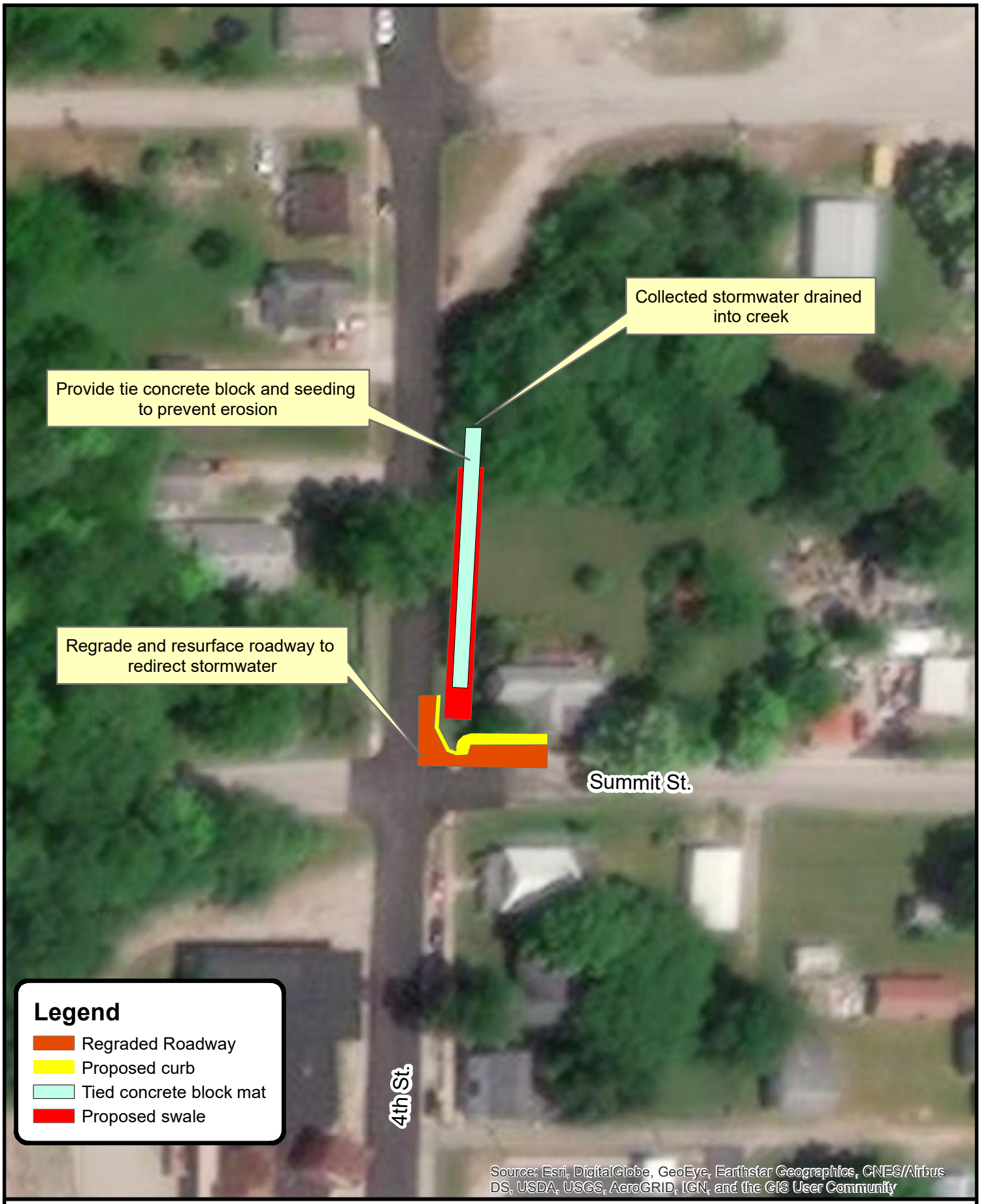

N
W E
S

0 50 100 200 Feet

Exhibit 1B
Summit & 4th St
North Vernon, Indiana

LOCHMUELLER GROUP
3502 Woodview Trace, Suite 150
Indianapolis, IN 46268
Phone: (317) 222-3880

N
W E
S

0 50 100 200 Feet

Exhibit 1C
Summit & 4th St
North Vernon, Indiana

LOCHMUELLER GROUP
3502 Woodview Trace, Suite 150
Indianapolis, IN 46268
Phone: (317) 222-3880

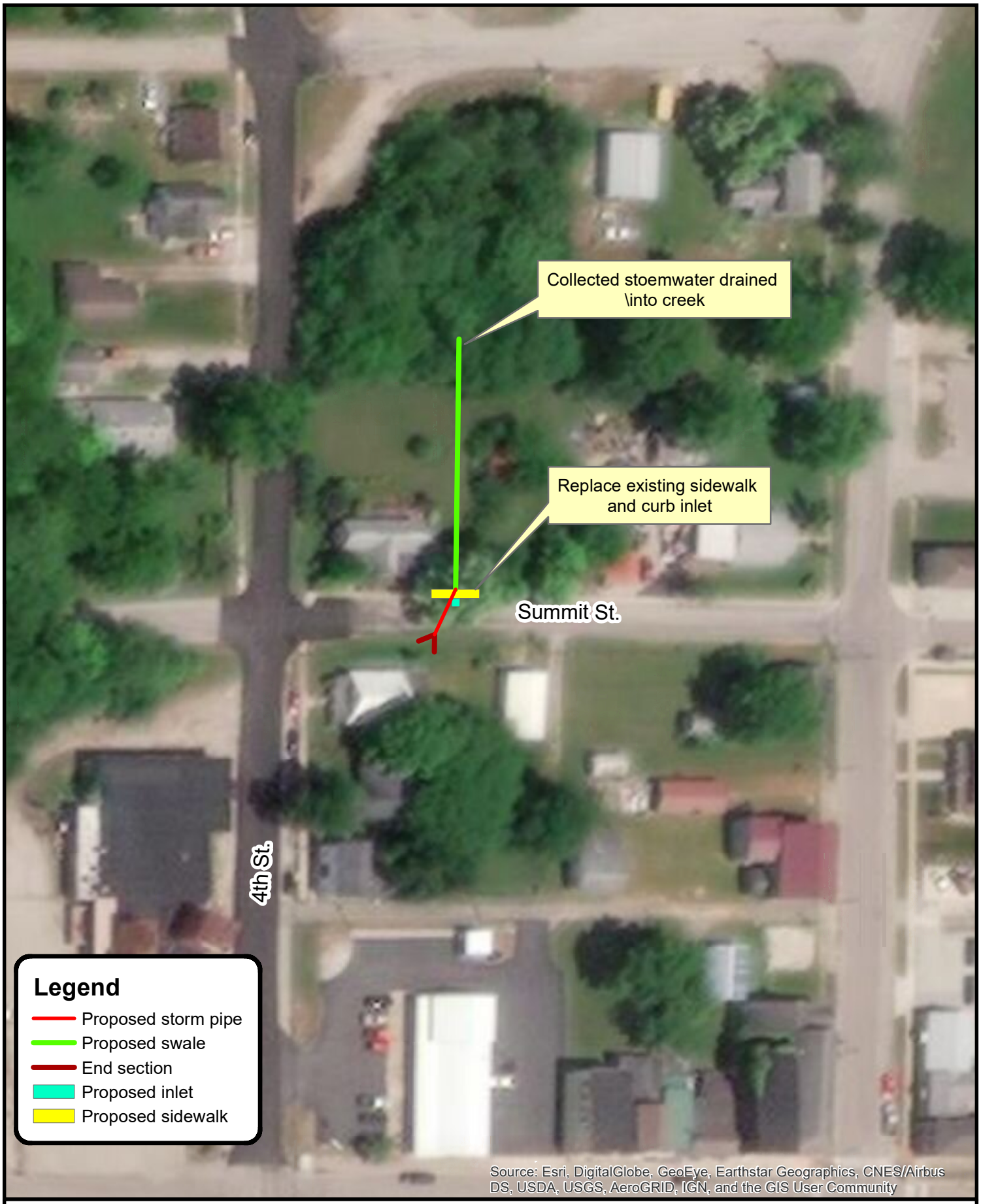

N
W E
S

0 50 100 200 Feet

Exhibit 1D
Summit & 4th St
North Vernon, Indiana

LOCHMUELLER GROUP
3502 Woodview Trace, Suite 150
Indianapolis, IN 46268
Phone: (317) 222-3880

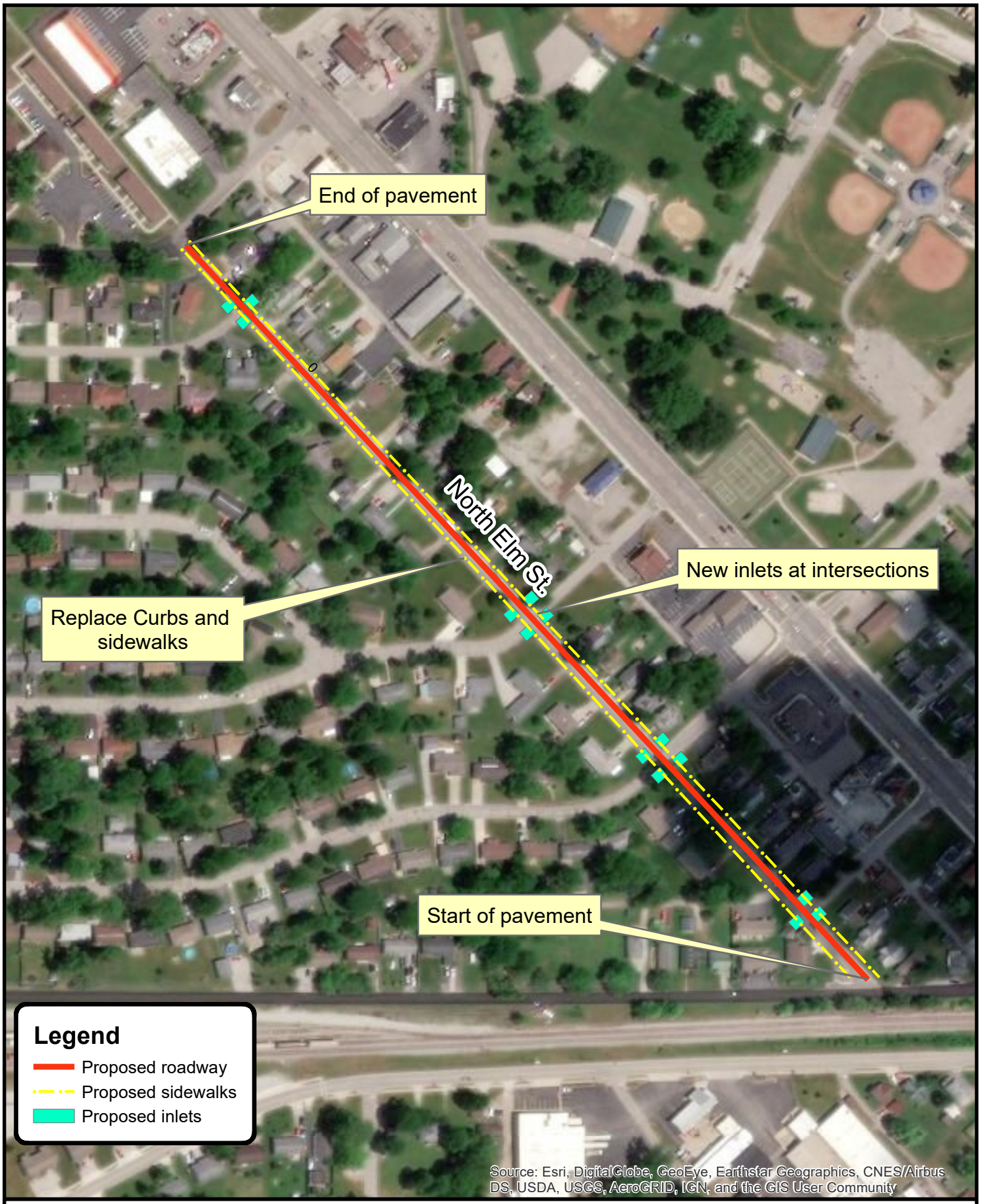

N
W E
S

0 150 300 600 Feet

Exhibit 2A
North Elm Street
North Vermon, Indiana

LOCHMUELLER GROUP
3502 Woodview Trace, Suite 150
Indianapolis, IN 46268
Phone: (317) 222-3880

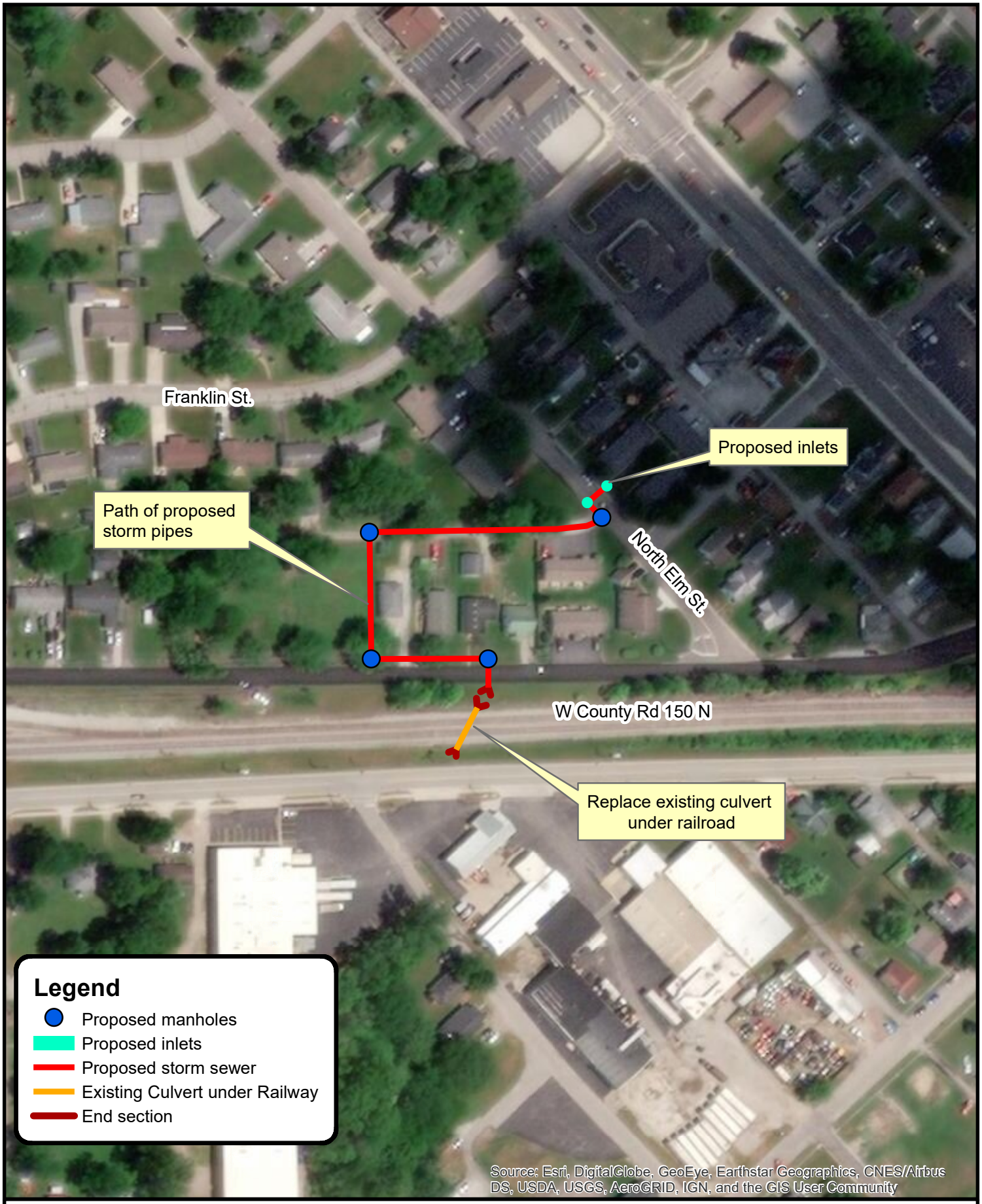

N
W E
S

0 100 200 400 Feet

Exhibit 2B
North Elm Street
North Vernon, Indiana

LOCHMUELLER GROUP
3502 Woodview Trace, Suite 150
Indianapolis, IN 46268
Phone: (317) 222-3880

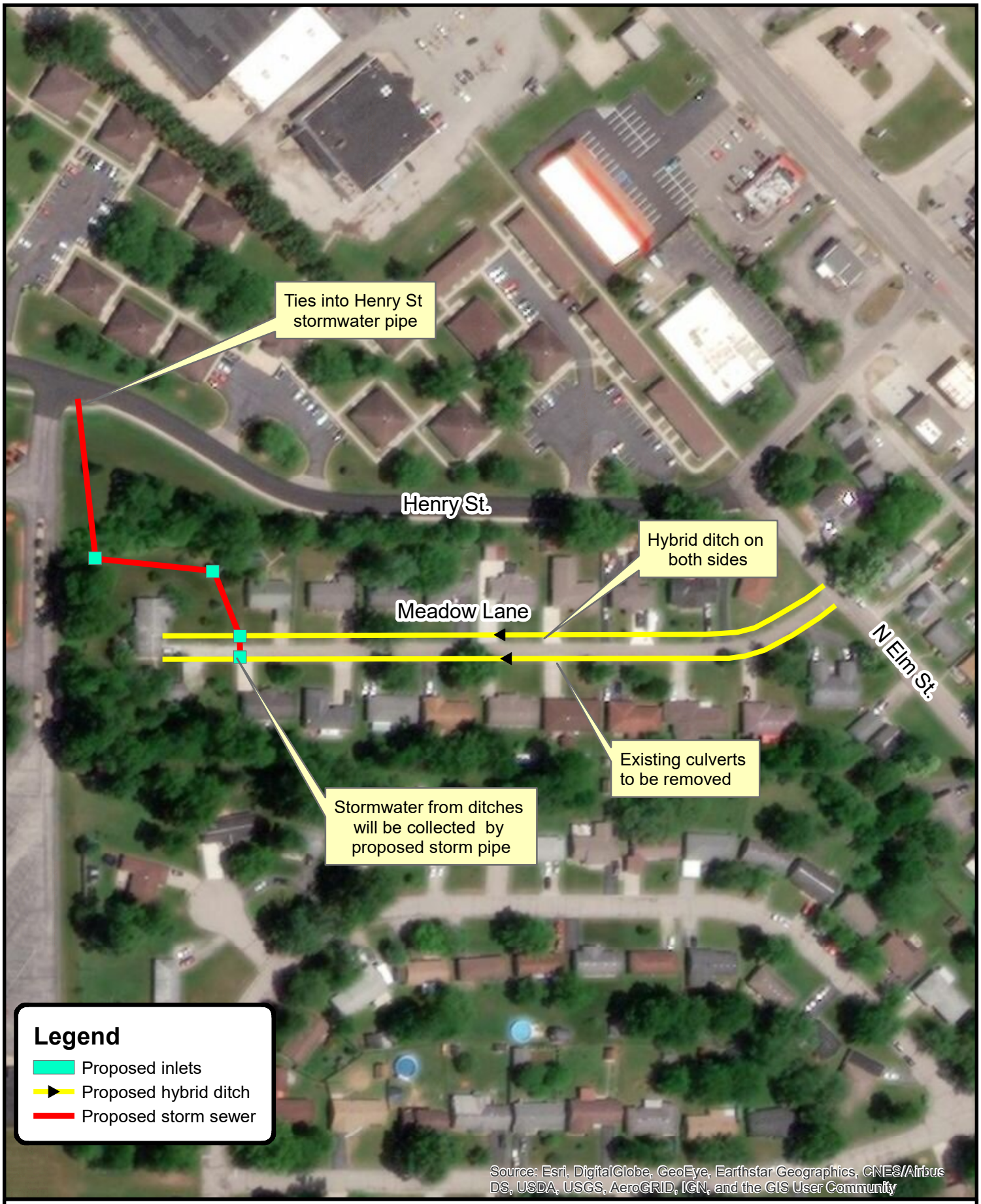

N
W E
S

0 100 200 400 Feet

Exhibit 3A
Meadow Lane
North Vernon, Indiana

LOCHMUELLER GROUP
3502 Woodview Trace, Suite 150
Indianapolis, IN 46268
Phone: (317) 222-3880

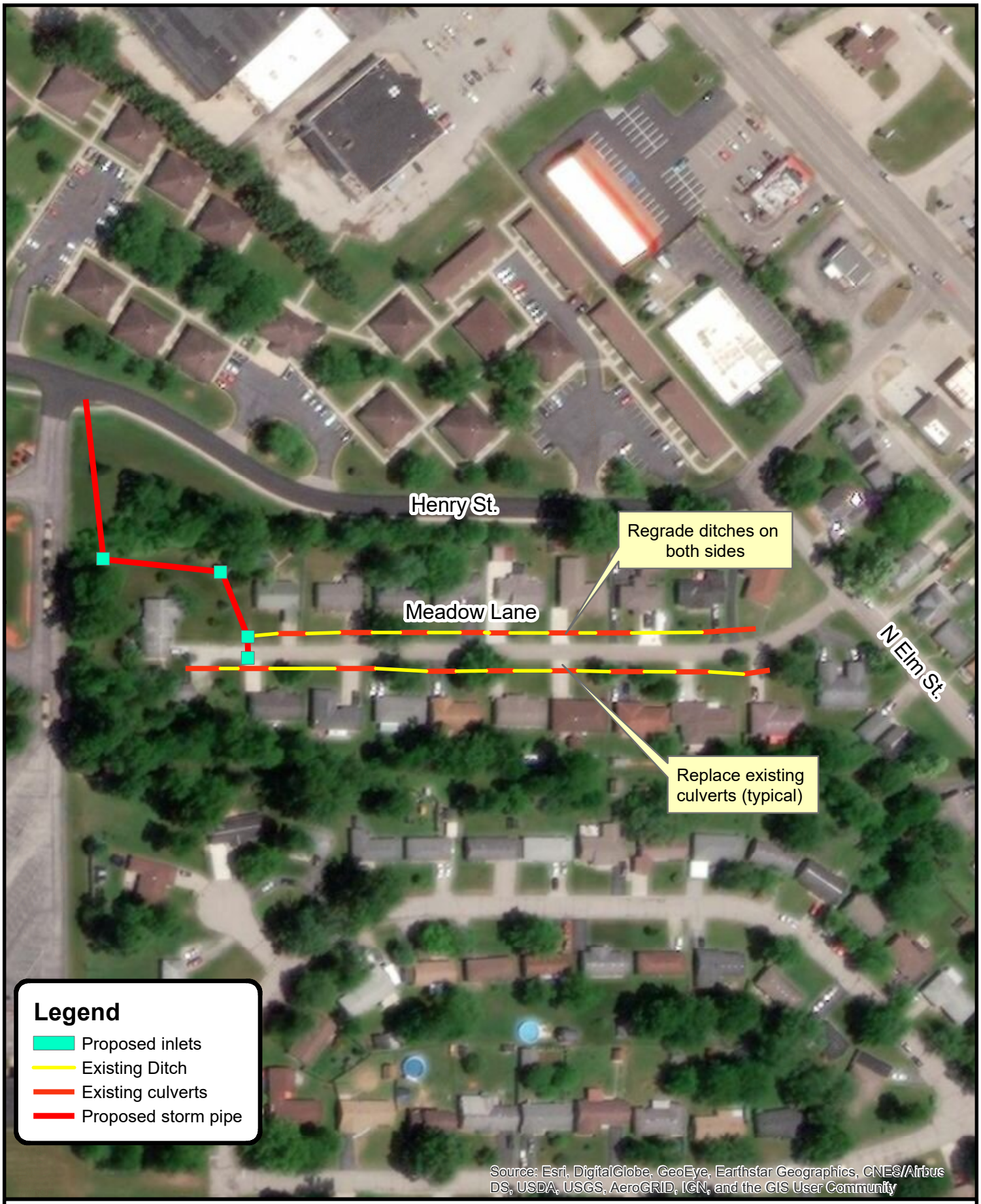

N
W E
S

0 100 200 400 Feet

Exhibit 3B
Meadow Lane
North Vernon, Indiana

LOCHMUELLER GROUP
3502 Woodview Trace, Suite 150
Indianapolis, IN 46268
Phone: (317) 222-3880

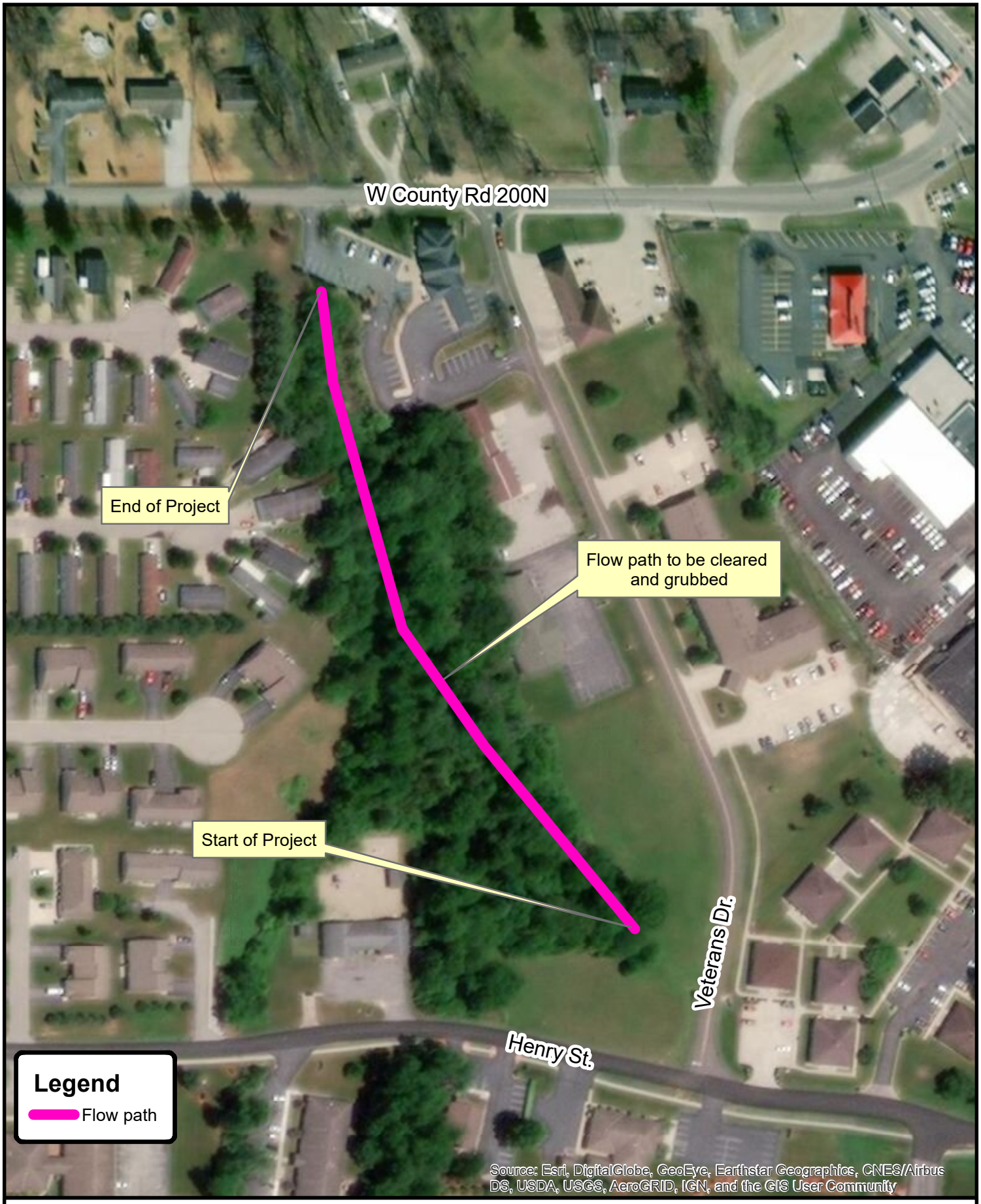

N
W E
S

0 100 200 400 Feet

Exhibit 4A
Henry Street & Veterans Drive
North Vernon, Indiana

LOCHMUELLER GROUP
3502 Woodview Trace, Suite 150
Indianapolis, IN 46268
Phone: (317) 222-3880

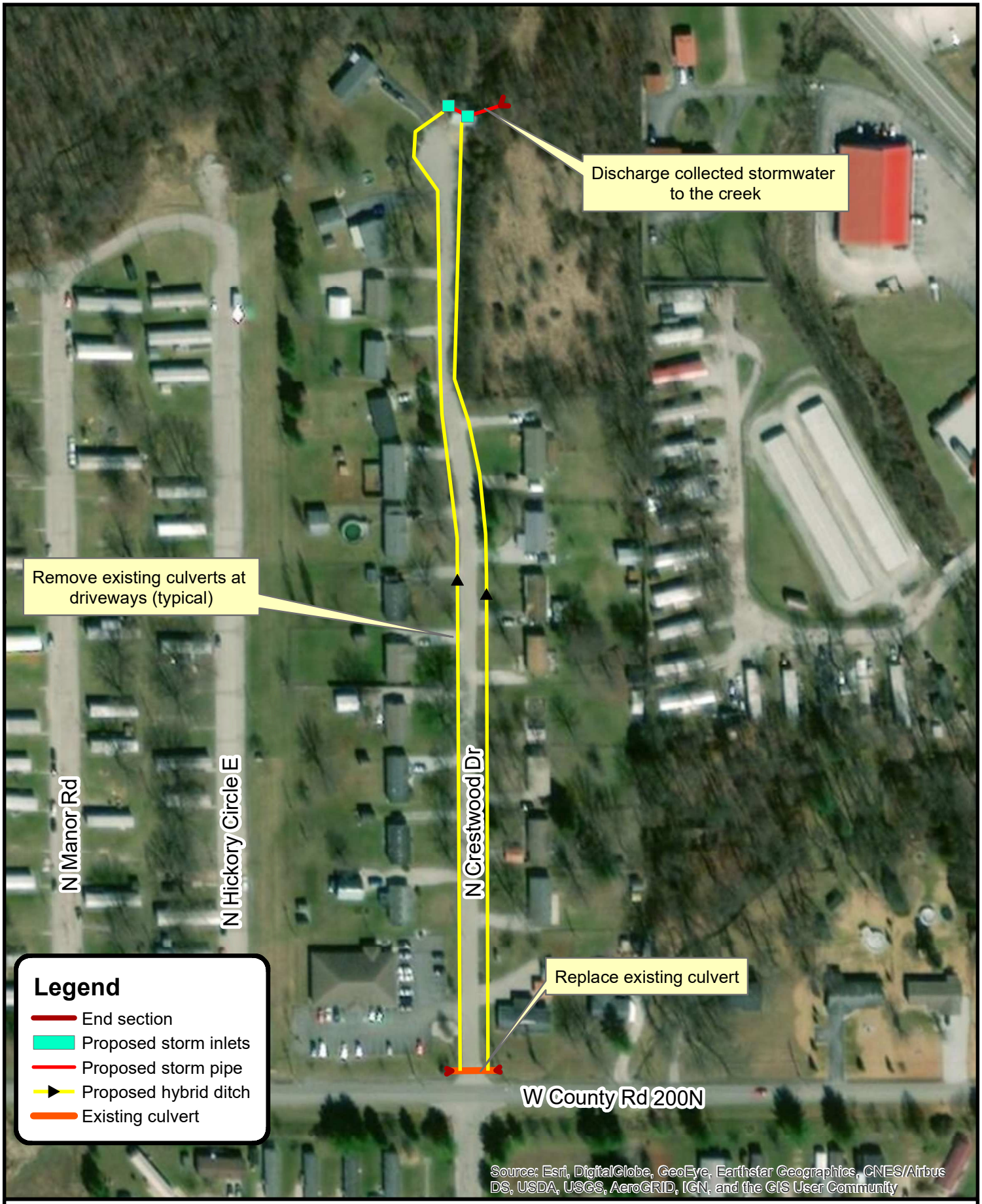

N
W E
S

0 100 200 400 Feet

Exhibit 5A
Crestwood Drive
North Vernon, Indiana

LOCHMUELLER GROUP
3502 Woodview Trace, Suite 150
Indianapolis, IN 46268
Phone: (317) 222-3880

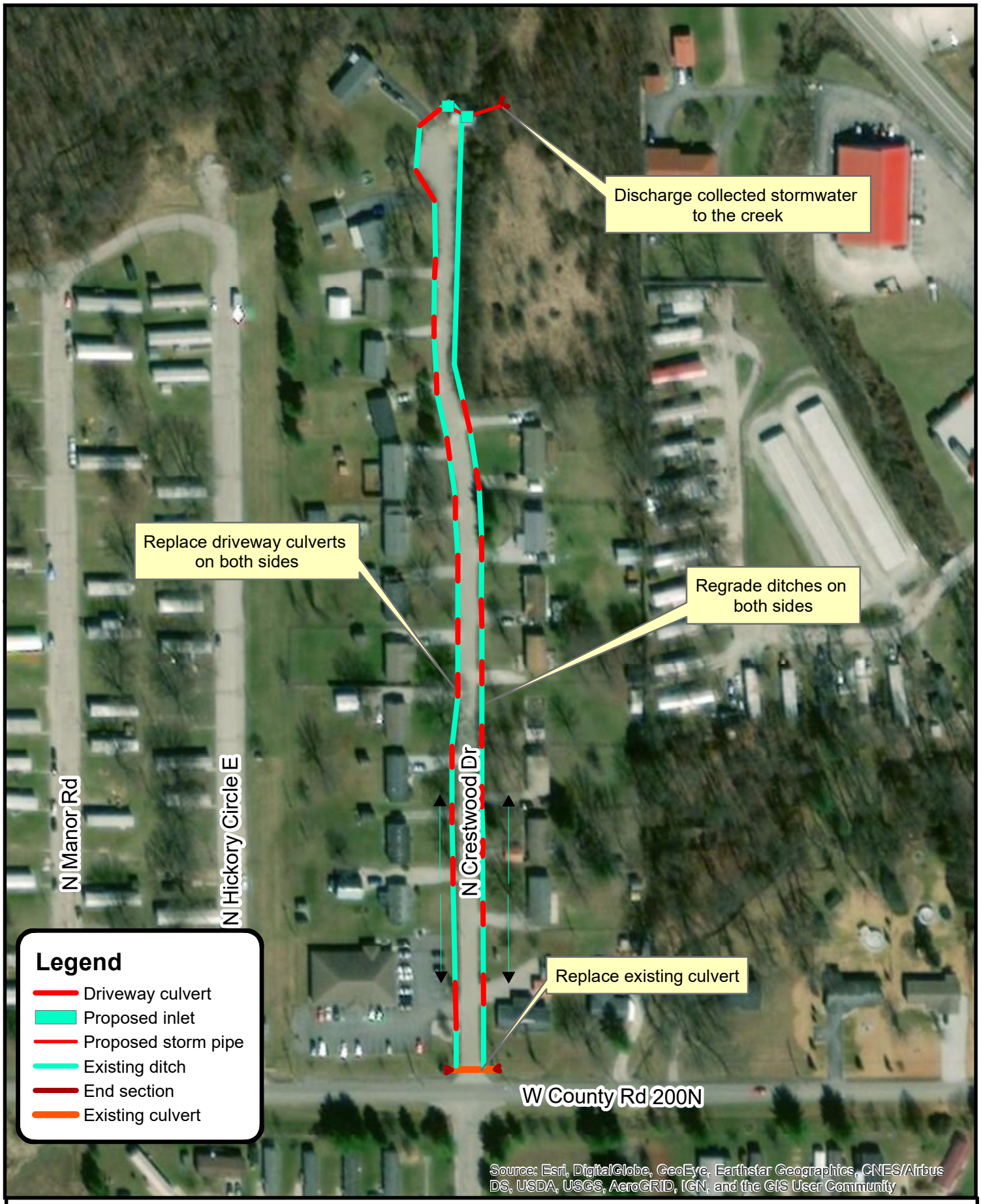

N
W E
S

0 100 200 400 Feet

Exhibit 5B
Crestwood Drive
North Vernon, Indiana

LOCHMUELLER GROUP
3502 Woodview Trace, Suite 150
Indianapolis, IN 46268
Phone: (317) 222-3880

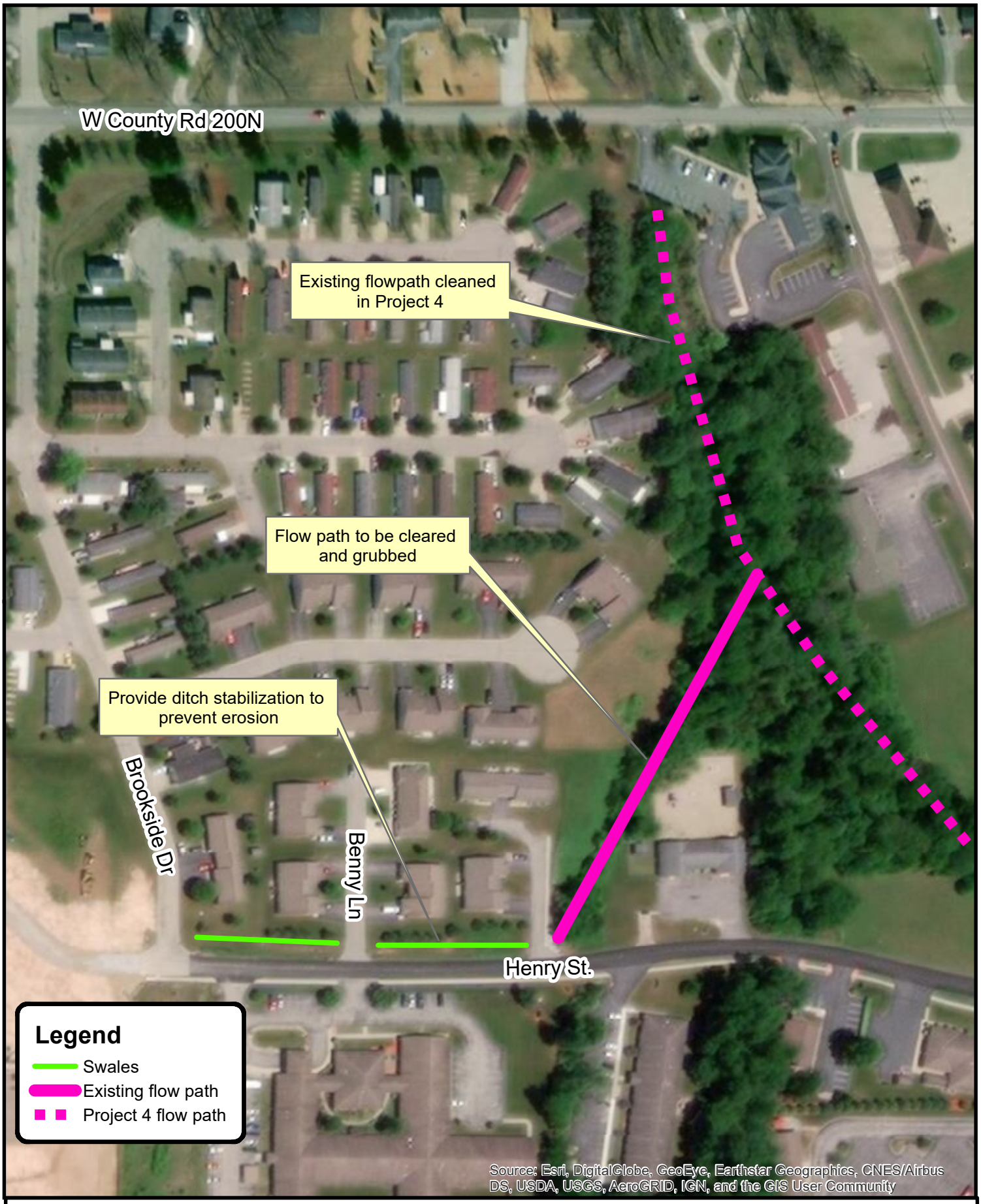

N
W E
S

0 100 200 400 Feet

Exhibit 6A
Henry Street
North Vernon, Indiana

LOCHMUELLER GROUP
3502 Woodview Trace, Suite 150
Indianapolis, IN 46268
Phone: (317) 222-3880

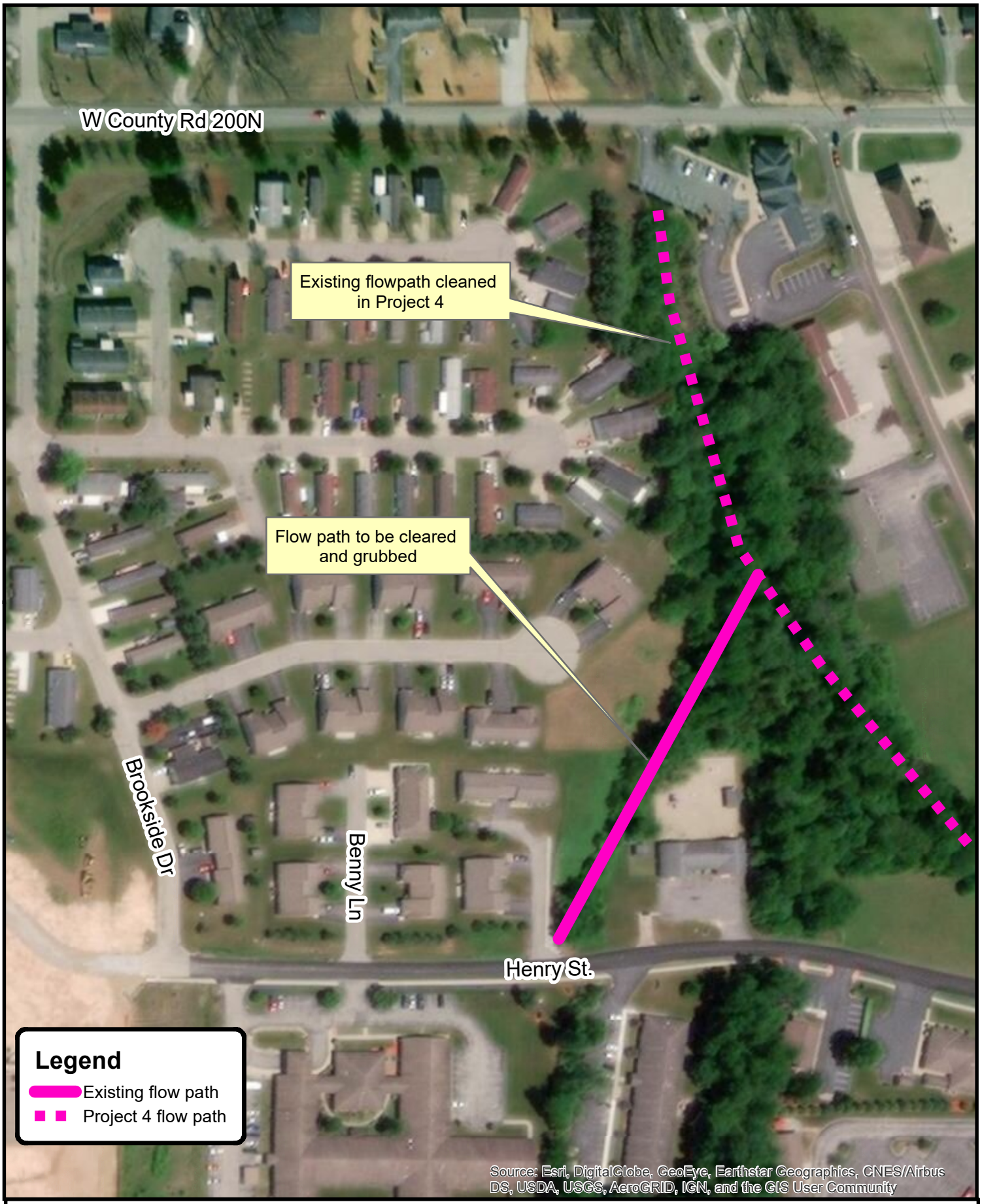

N
W E
S

0 100 200 400 Feet

Exhibit 6B
Henry Street
North Vernon, Indiana

LOCHMUELLER GROUP
3502 Woodview Trace, Suite 150
Indianapolis, IN 46268
Phone: (317) 222-3880

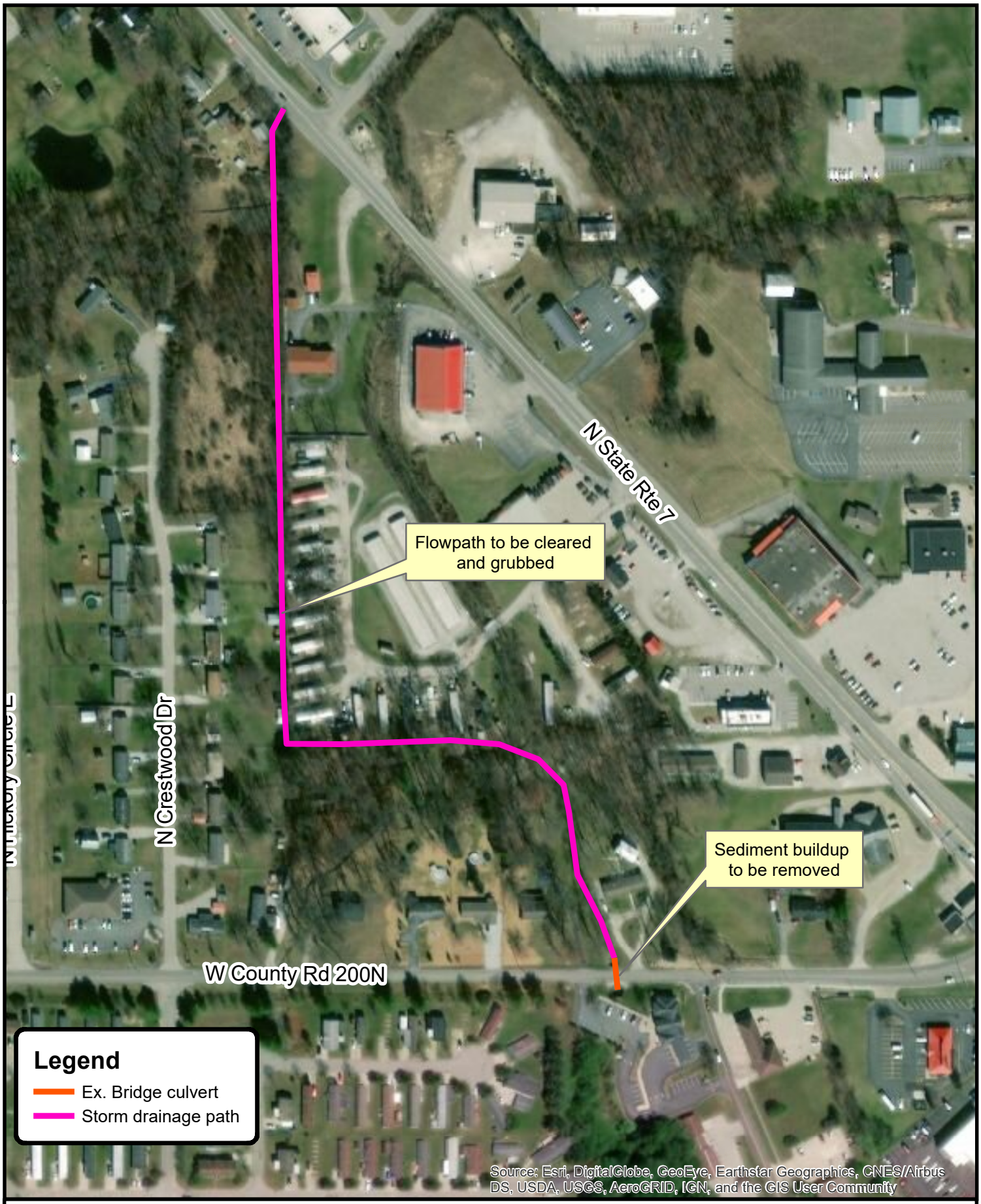

N
W E
S

0 150 300 600 Feet

Exhibit 7
Hurley Drive
North Vernon, Indiana

LOCHMUELLER GROUP
3502 Woodview Trace, Suite 150
Indianapolis, IN 46268
Phone: (317) 222-3880

N
W E
S

0 100 200 400 Feet

Exhibit 8
Poplar Street
North Vernon, Indiana

LOCHMUELLER GROUP
3502 Woodview Trace, Suite 150
Indianapolis, IN 46268
Phone: (317) 222-3880

N
W E
S

0 100 200 400 Feet

Exhibit 9
High Street
North Vernon, Indiana

LOCHMUELLER GROUP
3502 Woodview Trace, Suite 150
Indianapolis, IN 46268
Phone: (317) 222-3880

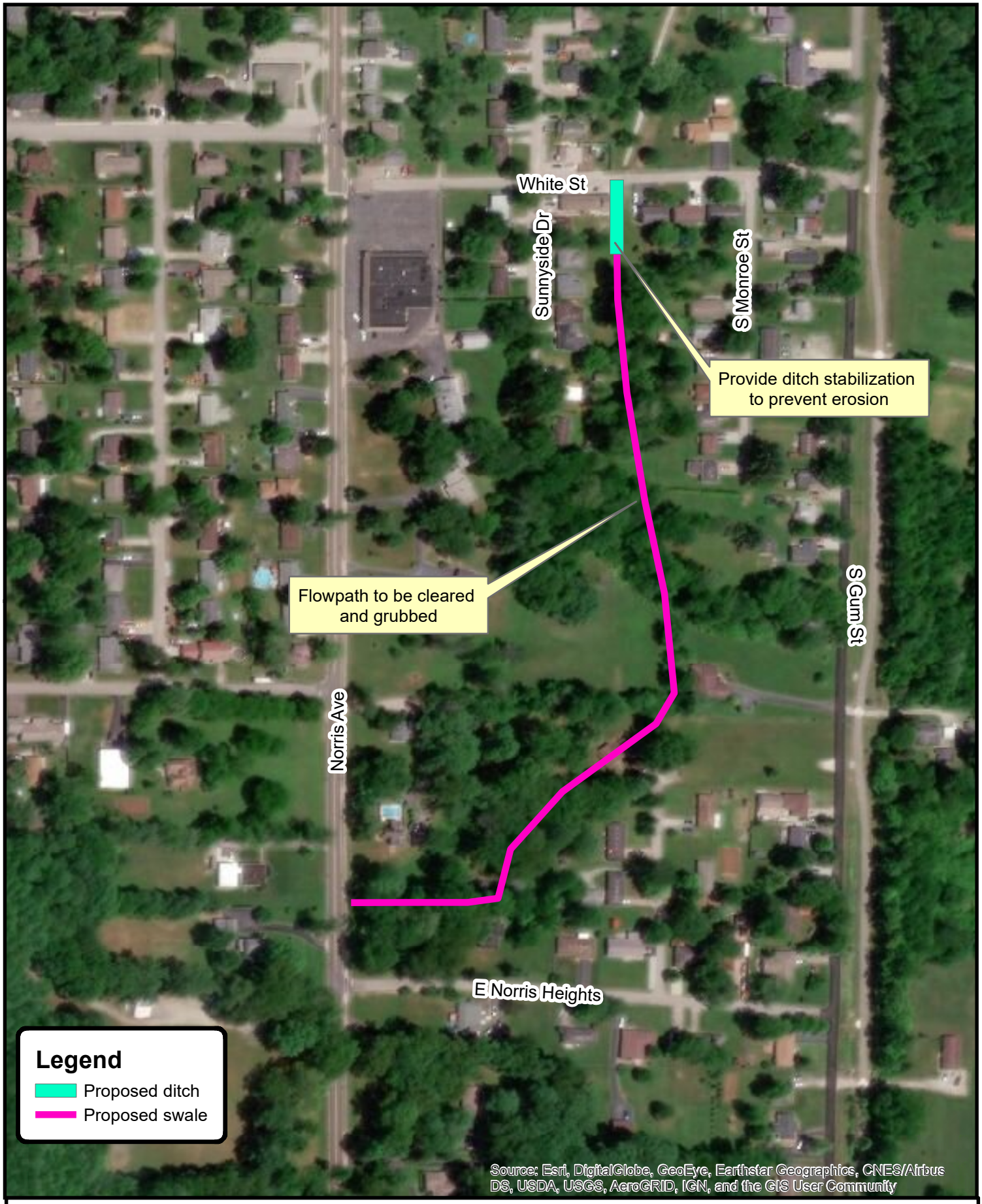

N
W E
S

0 150 300 600 Feet

Exhibit 10
Norris Avenue
North Vernon, Indiana

LOCHMUELLER GROUP
3502 Woodview Trace, Suite 150
Indianapolis, IN 46268
Phone: (317) 222-3880

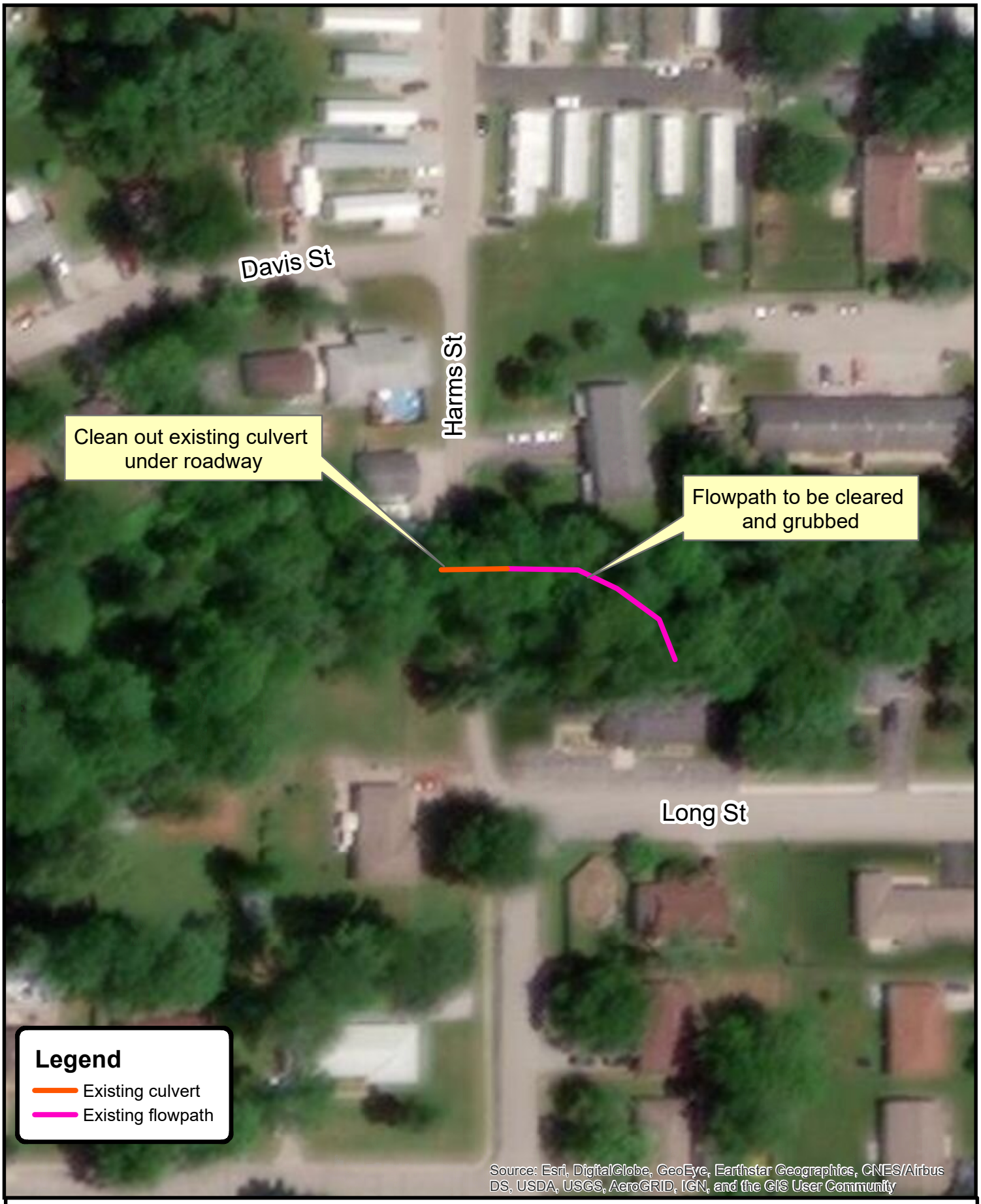

N
W E
S

0 50 100 200 Feet

Exhibit 11
Harms Street
North Vernon, Indiana

LOCHMUELLER GROUP
3502 Woodview Trace, Suite 150
Indianapolis, IN 46268
Phone: (317) 222-3880

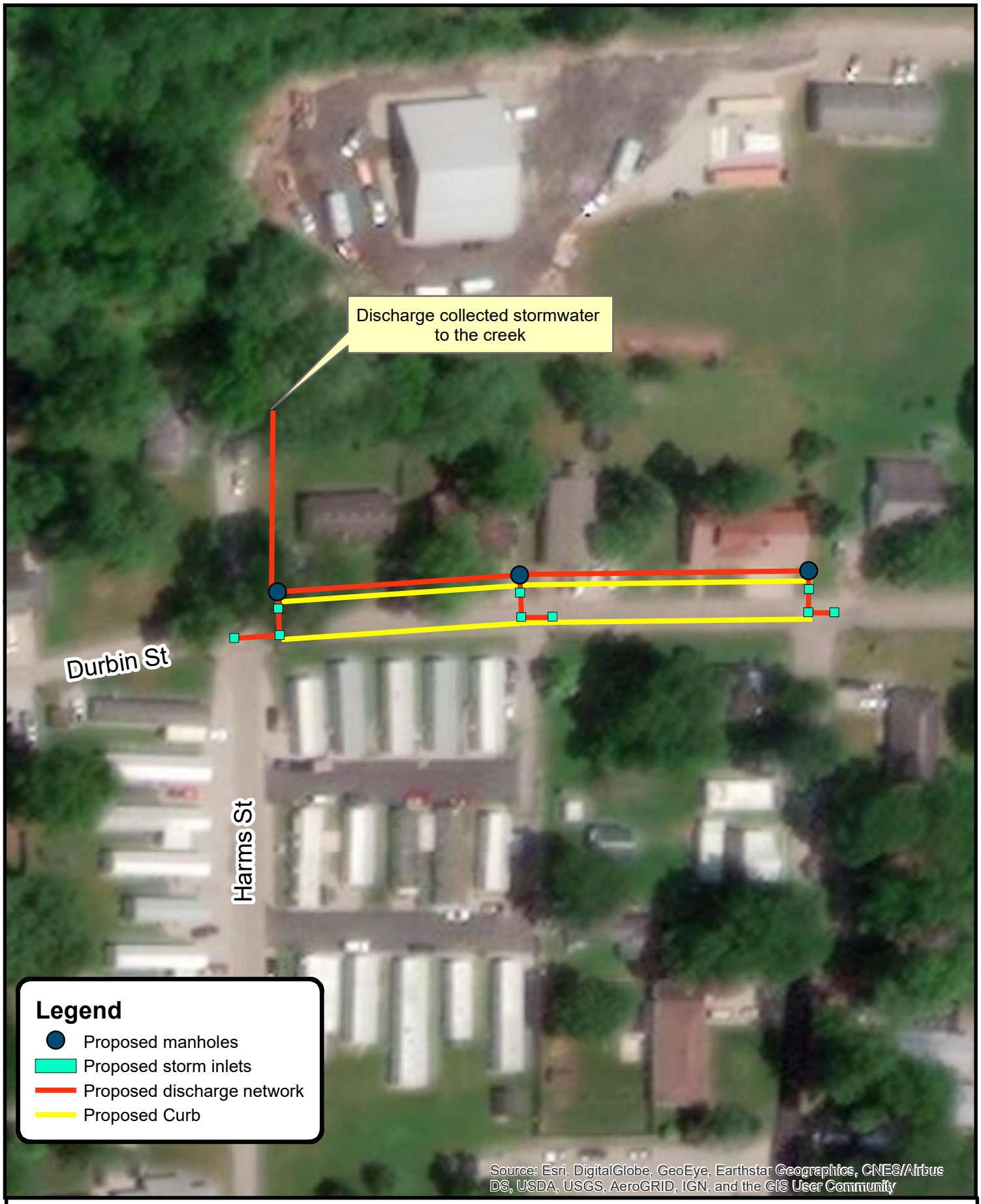

N
W E
S

0 50 100 200 Feet

Exhibit 12
Durbin Street
North Vernon, Indiana

LOCHMUELLER GROUP
3502 Woodview Trace, Suite 150
Indianapolis, IN 46268
Phone: (317) 222-3880

N
W E
S

0 150 300 600 Feet

Exhibit 13A
Gum Street
North Vernon, Indiana

LOCHMUELLER GROUP
3502 Woodview Trace, Suite 150
Indianapolis, IN 46268
Phone: (317) 222-3880

N
W E
S

0 100 200 400 Feet

Exhibit 13B
Gum Street
North Vernon, Indiana

LOCHMUELLER GROUP
3502 Woodview Trace, Suite 150
Indianapolis, IN 46268
Phone: (317) 222-3880

N
W E
S

0 100 200 400 Feet

Exhibit 14
Long Street
North Vernon, Indiana

LOCHMUELLER GROUP
3502 Woodview Trace, Suite 150
Indianapolis, IN 46268
Phone: (317) 222-3880

N
W E
S

0 50 100 200 Feet

Exhibit 15A
Lincoln Street
North Vernon, Indiana

LOCHMUELLER GROUP
3502 Woodview Trace, Suite 150
Indianapolis, IN 46268
Phone: (317) 222-3880

APPENDIX C: COSTS

4th St.				
Alternative 1A - Curbing and Storm Sewer				
Item	**Quantity**	**Unit**	**Unit Price**	**Cost**
Mobilization/Demobilization (3%)	1	LS	$ 3,200	$ 3,200
Construction Layout	1	LS	$ 2,100	$ 2,100
Erosion Control	1	LS	$ 2,100	$ 2,100
Maintenance of Traffic	1	LS	$ 9,000	$ 9,000
R/W Clearing	550	SYD	$ 3	$ 1,650
Inlet	4	EA	$ 4,000	$ 16,000
Manholes	4	EA	$ 5,000	$ 20,000
End Section	1	EA	$ 1,000	$ 1,000
Storm Pipe	300	LF	$ 100	$ 30,000
Curbing	300	LF	$ 10	$ 3,000
Surface Milling	400	SYD	$ 10	$ 4,000
Asphalt Pavement	60	TON	$ 200	$ 12,000
Surface Pavement	40	TON	$ 200	$ 8,000
				$ -
			Subtotal	$ 112,100
			Contingency (20%)	$ 22,500
			Non-Construction Costs	$ 20,200
			Total	$ 154,800

4th St.				
Alternative 1B - Swale				
Item	**Quantity**	**Unit**	**Unit Price**	**Cost**
Mobilization/Demobilization (3%)	1	LS	$ 1,400	$ 1,400
Construction Layout	1	LS	$ 1,000	$ 1,000
Erosion Control	1	LS	$ 1,100	$ 1,100
Maintenance of Traffic	1	LS	$ 9,000	$ 9,000
R/W Clearing	222	SYD	$ 3	$ 667
Tied concrete block mat	2,000	SFT	$ 20	$ 40,000
Surface Milling	100	SYD	$ 10	$ 1,000
Asphalt Pavement	10	TON	$ 200	$ 2,000
Surface Pavement	10	TON	$ 200	$ 2,000
				$ -
				$ -
				$ -
				$ -
				$ -
			Subtotal	$ 58,200
			Contingency (20%)	$ 11,700
			Non-Construction Costs	$ 17,500
			Total	$ 87,400

Summit St.				
Alternative 1C- Curbing and Storm Sewer				
Item	Quantity	Unit	Unit Price	Cost
Mobilization/Demobilization (3%)	1	LS	$ 1,400	$ 1,400
Construction Layout	1	LS	$ 900	$ 900
Erosion Control	1	LS	$ 900	$ 900
Maintenance of Traffic	1	LS	$ 9,000	$ 9,000
End Section	2	EA	$ 1,000	$ 2,000
Storm Pipe	210	LF	$ 100	$ 21,000
Inlet	1	EA	$ 4,000	$ 4,000
Curbing	50	LF	$ 10	$ 500
Surface Milling	200	SYD	$ 10	$ 2,000
Asphalt Pavement	10	TON	$ 200	$ 2,000
Surface Pavement	20	TON	$ 200	$ 4,000
				$ -
			Subtotal	$ 47,700
			Contingency (20%)	$ 9,600
			Non-Construction Costs	$ 14,400
			Total	$ 71,700

Summit St.				
Alternative 1D - Storm Sewer and Swale				
Item	**Quantity**	**Unit**	**Unit Price**	**Cost**
Mobilization/Demobilization (3%)	1	LS	$ 1,000	$ 1,000
Construction Layout	1	LS	$ 700	$ 700
Erosion Control	1	LS	$ 700	$ 700
Maintenance of Traffic	1	LS	$ 9,000	$ 9,000
End Section	2	EA	$ 1,000	$ 2,000
Storm Pipe	60	LF	$ 100	$ 6,000
Erosion Control Blanket	150	SYD	$ 10	$ 1,500
Inlet	1	EA	$ 4,000	$ 4,000
Curbing	50	LF	$ 10	$ 500
Surface Milling	200	SYD	$ 10	$ 2,000
Asphalt Pavement	10	TON	$ 200	$ 2,000
Surface Pavement	20	TON	$ 200	$ 4,000
				$ -
			Subtotal	$ 33,400
			Contingency (20%)	$ 6,700
			Non-Construction Costs	$ 10,100
			Total	$ 50,200

North Elm St.				
Alternative 2A - Pavement Project				
Item	**Quantity**	**Unit**	**Unit Price**	**Cost**
Mobilization/Demobilization (3%)	1	LS	$ 17,200	$ 17,200
Construction Layout	1	LS	$ 11,500	$ 11,500
Erosion Control	1	LS	$ 11,500	$ 11,500
Maintenance of Traffic	1	LS	$ 36,000	$ 36,000
R/W Clearing	4,000	SYD	$ 3	$ 12,000
Inlet	14	EA	$ 4,000	$ 56,000
Storm Pipe	120	LF	$ 100	$ 12,000
Sidewalks	1,400	SYD	$ 20	$ 28,000
Curbing	4,000	LF	$ 10	$ 40,000
Surface Milling	200	SYD	$ 10	$ 2,000
Asphalt Pavement	1,470	TON	$ 200	$ 294,000
Surface Pavement	460	TON	$ 200	$ 92,000
				$ -
			Subtotal	$ 612,200
			Contingency (20%)	$ 122,500
			Non-Construction Costs	$ 110,300
			Total	$ 845,000

North Elm St.				
Alternative 2B - Storm Sewer Project				
Item	**Quantity**	**Unit**	**Unit Price**	**Cost**
Mobilization/Demobilization (3%)	1	LS	$ 9,600	$ 9,600
Construction Layout	1	LS	$ 6,400	$ 6,400
Erosion Control	1	LS	$ 6,400	$ 6,400
Maintenance of Traffic	1	LS	$ 27,000	$ 27,000
R/W Clearing	700	SYD	$ 3	$ 2,100
Inlet	2	EA	$ 4,000	$ 8,000
Manholes	5	EA	$ 5,000	$ 25,000
Storm Pipe	1,000	LF	$ 150	$ 150,000
End Section	4	EA	$ 1,000	$ 4,000
Pipe Bore Under Railroad	50	LF	$ 1,000	$ 50,000
Curbing	200	LF	$ 10	$ 2,000
Surface Milling	300	SYD	$ 10	$ 3,000
Asphalt Pavement	150	TON	$ 200	$ 30,000
Surface Pavement	80	TON	$ 200	$ 16,000
				$ -
			Subtotal	$ 339,500
			Contingency (20%)	$ 67,900
			Non-Construction Costs	$ 61,200
			Total	$ 468,600

Meadow Lane				
Alternative 3A - Hybrid Ditches				
Item	**Quantity**	**Unit**	**Unit Price**	**Cost**
Mobilization/Demobilization (3%)	1	LS	$ 11,900	$ 11,900
Construction Layout	1	LS	$ 8,000	$ 8,000
Erosion Control	1	LS	$ 8,000	$ 8,000
Maintenance of Traffic	1	LS	$ 36,000	$ 36,000
R/W Clearing	2,000	SYD	$ 3	$ 6,000
Inlets-Drains	25	EA	$ 1,500	$ 37,500
Inlets	4	EA	$ 4,000	$ 16,000
End Section	1	EA	$ 1,000	$ 1,000
Hybrid Ditch	2,300	LF	$ 100	$ 230,000
Asphalt Pavement-Driveways	230	TON	$ 200	$ 46,000
Surface Pavement-Driveways	120	TON	$ 200	$ 24,000
				$ -
			Subtotal	$ 424,400
			Contingency (20%)	$ 84,900
			Non-Construction Costs	$ 76,400
			Total	$ 585,700

Meadow Lane				
Alternative 3B - Ditch Grading and Culverts				
Item	**Quantity**	**Unit**	**Unit Price**	**Cost**
Mobilization/Demobilization (3%)	1	LS	$ 11,400	$ 11,400
Construction Layout	1	LS	$ 7,600	$ 7,600
Erosion Control	1	LS	$ 7,600	$ 7,600
Maintenance of Traffic	1	LS	$ 36,000	$ 36,000
R/W Clearing	2,000	SYD	$ 3	$ 6,000
Ditch Grading	2,000	LF	$ 50	$ 100,000
Inlets	3	EA	$ 4,000	$ 12,000
End Section	51	EA	$ 500	$ 25,500
Storm Pipe	1,300	LF	$ 100	$ 130,000
Asphalt Pavement-Driveways	230	TON	$ 200	$ 46,000
Surface Pavement-Driveways	120	TON	$ 200	$ 24,000
				$ -
			Subtotal	$ 406,100
			Contingency (20%)	$ 81,300
			Non-Construction Costs	$ 73,200
			Total	$ 560,600

Henry St. & Veterans St.				
Alternative 4A- Tree Clearing				
Item	**Quantity**	**Unit**	**Unit Price**	**Cost**
Mobilization/Demobilization (3%)	1	LS	$ 500	$ 500
Construction Layout	1	LS	$ 400	$ 400
Erosion Control	1	LS	$ 400	$ 400
Maintenance of Traffic	1	LS	$ 9,000	$ 9,000
Clearing & Grubbing	1.0	Acre	$ 7,500	$ 7,500
				$ -
			Subtotal	$ 17,800
			Contingency (20%)	$ 3,600
			Non-Construction Costs	$ 5,400
			Total	$ 26,800

Crestwood Dr.				
Alternative 5A - Hybrid Ditches				
Item	Quantity	Unit	Unit Price	Cost
Mobilization/Demobilization (3%)	1	LS	$ 13,200	$ 13,200
Construction Layout	1	LS	$ 8,800	$ 8,800
Erosion Control	1	LS	$ 8,800	$ 8,800
Maintenance of Traffic	1	LS	$ 36,000	$ 36,000
R/W Clearing	2,400	SYD	$ 3	$ 7,200
Inlets-Drains	30	EA	$ 1,500	$ 45,000
Inlets	2	EA	$ 4,000	$ 8,000
End Section	1	EA	$ 1,000	$ 1,000
Hybrid Ditch	2,700	LF	$ 100	$ 270,000
Asphalt Pavement	230	TON	$ 200	$ 46,000
Surface Pavement	120	TON	$ 200	$ 24,000
				$ -
			Subtotal	$ 468,000
			Contingency (20%)	$ 93,600
			Non-Construction Costs	$ 84,300
			Total	$ 645,900

Crestwood Dr.				
Alternative 5B - Ditch Grading and Culverts				
Item	**Quantity**	**Unit**	**Unit Price**	**Cost**
Mobilization/Demobilization (3%)	1	LS	$ 11,400	$ 11,400
Construction Layout	1	LS	$ 7,600	$ 7,600
Erosion Control	1	LS	$ 7,600	$ 7,600
Maintenance of Traffic	1	LS	$ 36,000	$ 36,000
R/W Clearing	2,400	SYD	$ 3	$ 7,200
Ditch Grading	2,400	LF	$ 50	$ 120,000
Inlets	2	EA	$ 4,000	$ 8,000
End Section	51	EA	$ 500	$ 25,500
Storm Pipe	1,100	LF	$ 100	$ 110,000
Asphalt Pavement	230	TON	$ 200	$ 46,000
Surface Pavement	120	TON	$ 200	$ 24,000
				$ -
			Subtotal	$ 403,300
			Contingency (20%)	$ 80,700
			Non-Construction Costs	$ 72,600
			Total	$ 556,600

Henry St.				
Alternative 6A - Ditch Stablization and Tree Clearing				
Item	**Quantity**	**Unit**	**Unit Price**	**Cost**
Mobilization/Demobilization (3%)	1	LS	$ 2,900	$ 2,900
Construction Layout	1	LS	$ 2,000	$ 2,000
Erosion Control	1	LS	$ 2,000	$ 2,000
Maintenance of Traffic	1	LS	$ 9,000	$ 9,000
Clearing & Grubbing	1.0	Acre	$ 7,500	$ 7,500
Tied Block Mat	4,000.0	SFT	$ 20	$ 80,000
				$ -
			Subtotal	$ 103,400
			Contingency (20%)	$ 20,700
			Non-Construction Costs	$ 18,700
			Total	$ 142,800

Henry St.				
Alternative 6B - Tree Clearing				
Item	**Quantity**	**Unit**	**Unit Price**	**Cost**
Mobilization/Demobilization (3%)	1	LS	$ 500	$ 500
Construction Layout	1	LS	$ 400	$ 400
Erosion Control	1	LS	$ 400	$ 400
Maintenance of Traffic	1	LS	$ 9,000	$ 9,000
Clearing & Grubbing	1.0	Acre	$ 7,500	$ 7,500
				$ -
			Subtotal	$ 17,800
			Contingency (20%)	$ 3,600
			Non-Construction Costs	$ 5,400
			Total	$ 26,800

Hurley Drive				
Alternative 7A - Tree Clearing				
Item	Quantity	Unit	Unit Price	Cost
Mobilization/Demobilization (3%)	1	LS	$ 800	$ 800
Construction Layout	1	LS	$ 600	$ 600
Erosion Control	1	LS	$ 600	$ 600
Maintenance of Traffic	1	LS	$ 9,000	$ 9,000
Ditch Grading	200	LF	$ 50	$ 10,000
Clearing & Grubbing	1.0	Acre	$ 7,500	$ 7,500
				$ -
			Subtotal	$ 28,500
			Contingency (20%)	$ 5,700
			Non-Construction Costs	$ 8,600
			Total	$ 42,800

Poplar St.				
Alternative 8A - Manhole Replacement & Regrading				
Item	**Quantity**	**Unit**	**Unit Price**	**Cost**
Mobilization/Demobilization (3%)	1	LS	$ 3,300	$ 3,300
Construction Layout	1	LS	$ 2,200	$ 2,200
Erosion Control	1	LS	$ 2,200	$ 2,200
Maintenance of Traffic	1	LS	$ 9,000	$ 9,000
R/W Clearing	100	SYD	$ 3	$ 300
Inlet	1	EA	$ 4,000	$ 4,000
Manholes	1	EA	$ 5,000	$ 5,000
Storm Pipe	50	LF	$ 100	$ 5,000
Earthwork	1,700	CYD	$ 45	$ 76,500
Curbing	50	LF	$ 10	$ 500
Surface Milling	200	SYD	$ 10	$ 2,000
Asphalt Pavement	10	TON	$ 200	$ 2,000
Surface Pavement	20	TON	$ 200	$ 4,000
				$ -
			Subtotal	$ 116,000
			Contingency (20%)	$ 23,200
			Non-Construction Costs	$ 20,900
			Total	$ 160,100

Poplar St.				
Alternative 8B - Manhole Replacement				
Item	**Quantity**	**Unit**	**Unit Price**	**Cost**
Mobilization/Demobilization (3%)	1	LS	$ 1,000	$ 1,000
Construction Layout	1	LS	$ 700	$ 700
Erosion Control	1	LS	$ 700	$ 700
Maintenance of Traffic	1	LS	$ 9,000	$ 9,000
R/W Clearing	100	SYD	$ 3	$ 300
Inlet	1	EA	$ 4,000	$ 4,000
Manholes	1	EA	$ 5,000	$ 5,000
Storm Pipe	50	LF	$ 100	$ 5,000
Curbing	50	LF	$ 10	$ 500
Surface Milling	200	SYD	$ 10	$ 2,000
Asphalt Pavement	10	TON	$ 200	$ 2,000
Surface Pavement	20	TON	$ 200	$ 4,000
				$ -
			Subtotal	$ 34,200
			Contingency (20%)	$ 6,900
			Non-Construction Costs	$ 10,300
			Total	$ 51,400

High St.				
Alternative 9A - Manhole Replacement				
Item	**Quantity**	**Unit**	**Unit Price**	**Cost**
Mobilization/Demobilization (3%)	1	LS	$ 1,000	$ 1,000
Construction Layout	1	LS	$ 700	$ 700
Erosion Control	1	LS	$ 700	$ 700
Maintenance of Traffic	1	LS	$ 9,000	$ 9,000
R/W Clearing	100	SYD	$ 3	$ 300
Inlet	1	EA	$ 4,000	$ 4,000
Manholes	1	EA	$ 5,000	$ 5,000
Storm Pipe	50	LF	$ 100	$ 5,000
Curbing	100	LF	$ 10	$ 1,000
Surface Milling	200	SYD	$ 10	$ 2,000
Asphalt Pavement	10	TON	$ 200	$ 2,000
Surface Pavement	20	TON	$ 200	$ 4,000
				$ -
			Subtotal	$ 34,700
			Contingency (20%)	$ 7,000
			Non-Construction Costs	$ 10,500
			Total	$ 52,200

Norris Ave.				
Alternative 10A - Ditch Grading and Culverts				
Item	**Quantity**	**Unit**	**Unit Price**	**Cost**
Mobilization/Demobilization (3%)	1	LS	$ 1,000	$ 1,000
Construction Layout	1	LS	$ 700	$ 700
Erosion Control	1	LS	$ 700	$ 700
Maintenance of Traffic	1	LS	$ 9,000	$ 9,000
Ditch Grading	200	LF	$ 50	$ 10,000
Ditch Stabilization	200	SYD	$ 20	$ 4,000
Clearing & Grubbing	1.0	Acre	$ 7,500	$ 7,500
				$ -
			Subtotal	$ 32,900
			Contingency (20%)	$ 6,600
			Non-Construction Costs	$ 9,900
			Total	$ 49,400

Harms St.				
Alternative 11A - Clearing and Grubbing				
Item	**Quantity**	**Unit**	**Unit Price**	**Cost**
Mobilization/Demobilization (3%)	1	LS	$ 600	$ 600
Construction Layout	1	LS	$ 400	$ 400
Erosion Control	1	LS	$ 400	$ 400
Maintenance of Traffic	1	LS	$ 9,000	$ 9,000
Pipe Cleaning	1	LS	$ 1,000	$ 1,000
Clearing & Grubbing	1.0	Acre	$ 7,500	$ 7,500
				$ -
			Subtotal	$ 18,900
			Contingency (20%)	$ 3,800
			Non-Construction Costs	$ 5,700
			Total	$ 28,400

Durbin St.				
Alternative 12A - Curbing and Storm Sewer				
Item	**Quantity**	**Unit**	**Unit Price**	**Cost**
Mobilization/Demobilization (3%)	1	LS	$ 6,000	$ 6,000
Construction Layout	1	LS	$ 4,000	$ 4,000
Erosion Control	1	LS	$ 4,000	$ 4,000
Maintenance of Traffic	1	LS	$ 36,000	$ 36,000
R/W Clearing	700	SYD	$ 3	$ 2,100
Inlet	9	EA	$ 4,000	$ 36,000
Manholes	3	EA	$ 5,000	$ 15,000
End Section	1	EA	$ 1,000	$ 1,000
Storm Pipe	800	LF	$ 100	$ 80,000
Curbing	1,000	LF	$ 10	$ 10,000
Surface Milling	300	SYD	$ 10	$ 3,000
Asphalt Pavement	40	TON	$ 200	$ 8,000
Surface Pavement	30	TON	$ 200	$ 6,000
				$ -
			Subtotal	$ 211,100
			Contingency (20%)	$ 42,300
			Non-Construction Costs	$ 38,100
			Total	$ 291,500

Gum St.				
Alternative 13A - Pavement Project				
Item	**Quantity**	**Unit**	**Unit Price**	**Cost**
Mobilization/Demobilization (3%)	1	LS	$ 7,200	$ 7,200
Construction Layout	1	LS	$ 4,800	$ 4,800
Erosion Control	1	LS	$ 4,800	$ 4,800
Maintenance of Traffic	1	LS	$ 36,000	$ 36,000
R/W Clearing	1,000	SYD	$ 3	$ 3,000
Inlet	10	EA	$ 4,000	$ 40,000
Storm Pipe	80	LF	$ 100	$ 8,000
Sidewalks	1,400	SYD	$ 20	$ 28,000
Curbing	1,300	LF	$ 10	$ 13,000
Surface Milling	1,400	SYD	$ 10	$ 14,000
Asphalt Pavement	370	TON	$ 200	$ 74,000
Surface Pavement	120	TON	$ 200	$ 24,000
				$ -
			Subtotal	$ 256,800
			Contingency (20%)	$ 51,400
			Non-Construction Costs	$ 46,300
			Total	$ 354,500

Gum St.				
Alternative 13B - Storm Sewer Project				
Item	**Quantity**	**Unit**	**Unit Price**	**Cost**
Mobilization/Demobilization (3%)	1	LS	$ 6,000	$ 6,000
Construction Layout	1	LS	$ 4,000	$ 4,000
Erosion Control	1	LS	$ 4,000	$ 4,000
Maintenance of Traffic	1	LS	$ 36,000	$ 36,000
R/W Clearing	400	SYD	$ 3	$ 1,200
Inlet	10	EA	$ 4,000	$ 40,000
Manholes	3	EA	$ 5,000	$ 15,000
Storm Pipe	780	LF	$ 100	$ 78,000
End Section	2	EA	$ 1,000	$ 2,000
Curbing	200	LF	$ 10	$ 2,000
Surface Milling	600	SYD	$ 10	$ 6,000
Asphalt Pavement	40	TON	$ 200	$ 8,000
Surface Pavement	50	TON	$ 200	$ 10,000
				$ -
				$ -
				$ -
				$ -
				$ -
			Subtotal	$ 212,200
			Contingency (20%)	$ 42,500
			Non-Construction Costs	$ 38,300
			Total	$ 293,000

Long St.				
Alternative 14A - Curbing and Storm Sewer				
Item	**Quantity**	**Unit**	**Unit Price**	**Cost**
Mobilization/Demobilization (3%)	1	LS	$ 2,900	$ 2,900
Construction Layout	1	LS	$ 1,900	$ 1,900
Erosion Control	1	LS	$ 1,900	$ 1,900
Maintenance of Traffic	1	LS	$ 900	$ 900
R/W Clearing	500	SYD	$ 3	$ 1,500
End Section	2	EA	$ 1,000	$ 2,000
Storm Pipe	100	LF	$ 300	$ 30,000
Ditch Stabilization	3,000	SFT	$ 20.00	$ 60,000
				$ -
			Subtotal	$ 101,100
			Contingency (20%)	$ 20,300
			Non-Construction Costs	$ 18,300
			Total	$ 139,700

Lincoln St.				
Alternative15A - Trench Drain				
Item	**Quantity**	**Unit**	**Unit Price**	**Cost**
Mobilization/Demobilization (3%)	1	LS	$ 3,200	$ 3,200
Construction Layout	1	LS	$ 2,200	$ 2,200
Erosion Control	1	LS	$ 2,200	$ 2,200
Maintenance of Traffic	1	LS	$ 9,000	$ 9,000
R/W Clearing	2,700	SYD	$ 3	$ 8,100
Inlet	2	EA	$ 4,000	$ 8,000
Storm Pipe	200	LF	$ 150	$ 30,000
End Section	1	EA	$ 1,000	$ 1,000
Ditch Grading	100	LF	$ 50	$ 5,000
Surface Milling	800	SYD	$ 10	$ 8,000
Asphalt Pavement	110	TON	$ 200	$ 22,000
Surface Pavement	70	TON	$ 200	$ 14,000
				$ -
			Subtotal	$ 112,700
			Contingency (20%)	$ 22,600
			Non-Construction Costs	$ 20,300
			Total	$ 155,600

APPENDIX D: STAKEHOLDER QUESTIONNAIRE

Q1 Name (optional)

Answered: 15 Skipped: 40

ANSWER CHOICES	RESPONSES	
Name	86.67%	13
Company	0.00%	0
Address	100.00%	15
Address 2	0.00%	0
City/Town	0.00%	0
State/Province	0.00%	0
ZIP/Postal Code	0.00%	0
Country	0.00%	0
Email Address	66.67%	10
Phone	53.33%	8

#	NAME	DATE
1	John Clerkin	5/30/2019 9:24 AM
2	Sue Fenton	5/6/2019 10:29 PM
3	Rebecca Oliphant	5/6/2019 6:04 PM
4	Joan Davis	5/6/2019 5:32 PM
5	Amanda Kingswell	5/6/2019 5:18 PM
6	Lindsey Millspaugh	5/6/2019 4:45 PM
7	Keenan Watkins	5/6/2019 4:39 PM
8	A. R.	5/2/2019 4:57 AM
9	brian	5/1/2019 11:45 AM
10	Benjamin Barlow	5/1/2019 10:16 AM
11	Diana Taylor	5/1/2019 9:54 AM
12	Mari Garrett	4/23/2019 3:31 PM
13	Dusty	4/23/2019 3:29 PM

#	COMPANY	DATE
	There are no responses.	

#	ADDRESS	DATE
1	208 bay street	5/30/2019 9:24 AM
2	1930 W County Rd 100 N, NV	5/6/2019 10:29 PM
3	2053 North Crestwood Dr.	5/6/2019 6:04 PM
4	29 N Gum st, North Vernon IN	5/6/2019 5:32 PM
5	39 Norris Avenue	5/6/2019 5:18 PM
6	57 Dallas Dr.	5/6/2019 4:45 PM

7	3345 North State Highway 3	5/6/2019 4:39 PM
8	Shull drive	5/6/2019 4:28 PM
9	Shrimpton Dr	5/2/2019 4:57 AM
10	10 thomas street	5/1/2019 11:45 AM
11	668 Henry Street	5/1/2019 10:16 AM
12	324 Norris Ave	5/1/2019 9:54 AM
13	2646 n county road 75 w nv. In 47265	4/23/2019 3:31 PM
14	125 platter drive	4/23/2019 3:29 PM
15	Shull Dr	4/22/2019 1:58 PM
#	**ADDRESS 2**	**DATE**
	There are no responses.	
#	**CITY/TOWN**	**DATE**
	There are no responses.	
#	**STATE/PROVINCE**	**DATE**
	There are no responses.	
#	**ZIP/POSTAL CODE**	**DATE**
	There are no responses.	
#	**COUNTRY**	**DATE**
	There are no responses.	
#	**EMAIL ADDRESS**	**DATE**
1	clerkin63@yahoo.com	5/30/2019 9:24 AM
2	sue_fen@msn.com	5/6/2019 10:29 PM
3	beckyoliphant85@gmail.com	5/6/2019 6:04 PM
4	jdavis1@cinergymetro.net	5/6/2019 5:32 PM
5	AKingswell1015@gmail.com	5/6/2019 5:18 PM
6	lindsey.millspaugh@gmail.com	5/6/2019 4:45 PM
7	amazingkeenan.kw@gmail.com	5/6/2019 4:39 PM
8	robbins01@comcast.net	5/1/2019 11:45 AM
9	grandmataylor2001@yahoo.com	5/1/2019 9:54 AM
10	marib8140@yahoo.com	4/23/2019 3:31 PM
#	**PHONE**	**DATE**
1	8127678944	5/30/2019 9:24 AM
2	8127673131	5/6/2019 10:29 PM
3	8127189524	5/6/2019 5:32 PM
4	8127671692	5/6/2019 5:18 PM
5	8127670700	5/6/2019 4:45 PM
6	8122168576	5/6/2019 4:39 PM
7	812-346-7505	5/1/2019 9:54 AM
8	8127671147	4/23/2019 3:31 PM

Q2 Are you a resident of North Vernon?

Answered: 55 Skipped: 0

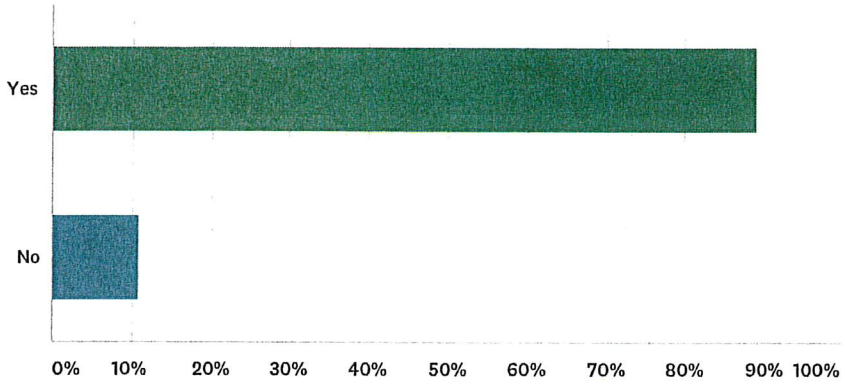

ANSWER CHOICES	RESPONSES	
Yes	89.09%	49
No	10.91%	6
TOTAL		55

Q3 Do you reside in an area that has stormwater or flooding problems in or around your home or business?

Answered: 55 Skipped: 0

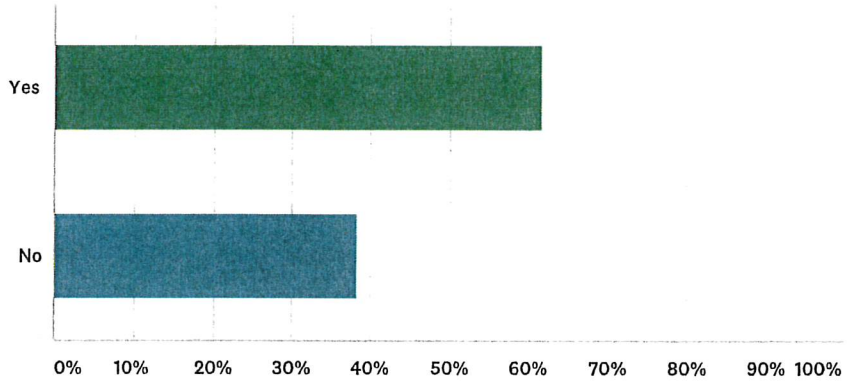

ANSWER CHOICES	RESPONSES	
Yes	61.82%	34
No	38.18%	21
Total Respondents: 55		

Q4 If you answered yes to the previous question, how often have you had problems?

Answered: 37 Skipped: 18

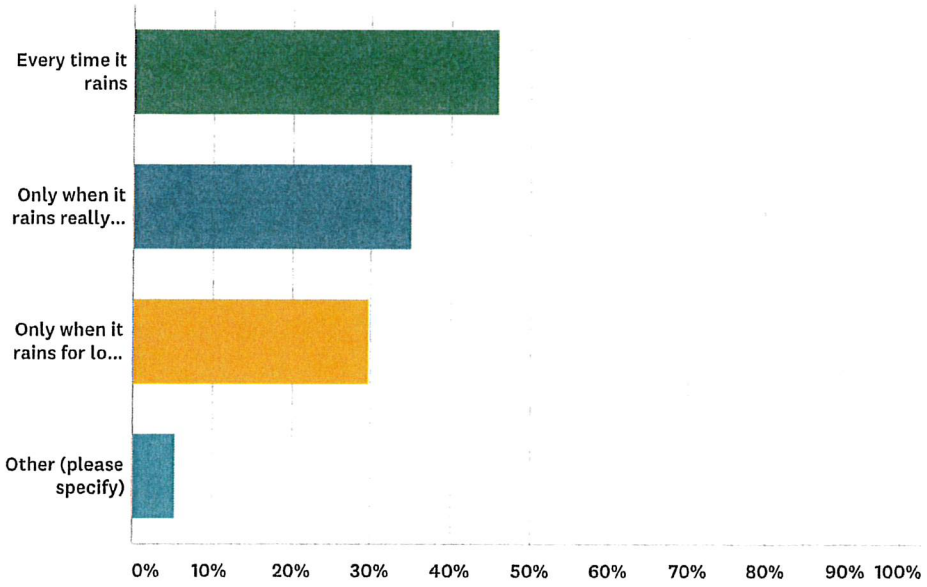

ANSWER CHOICES	RESPONSES	
Every time it rains	45.95%	17
Only when it rains really hard	35.14%	13
Only when it rains for long periods of time	29.73%	11
Other (please specify)	5.41%	2
Total Respondents: 37		

Q5 How many times have you been affected by this flooding?

Answered: 46 Skipped: 9

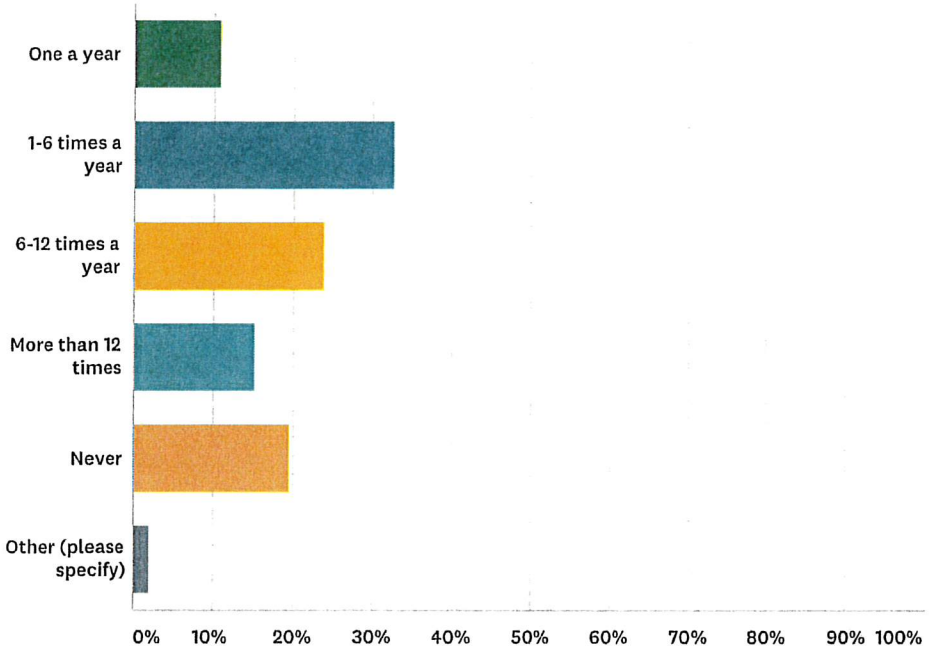

ANSWER CHOICES	RESPONSES	
One a year	10.87%	5
1-6 times a year	32.61%	15
6-12 times a year	23.91%	11
More than 12 times	15.22%	7
Never	19.57%	9
Other (please specify)	2.17%	1
Total Respondents: 46		

Q6 Which area or locations are affected the most by stormwater?

Answered: 44 Skipped: 11

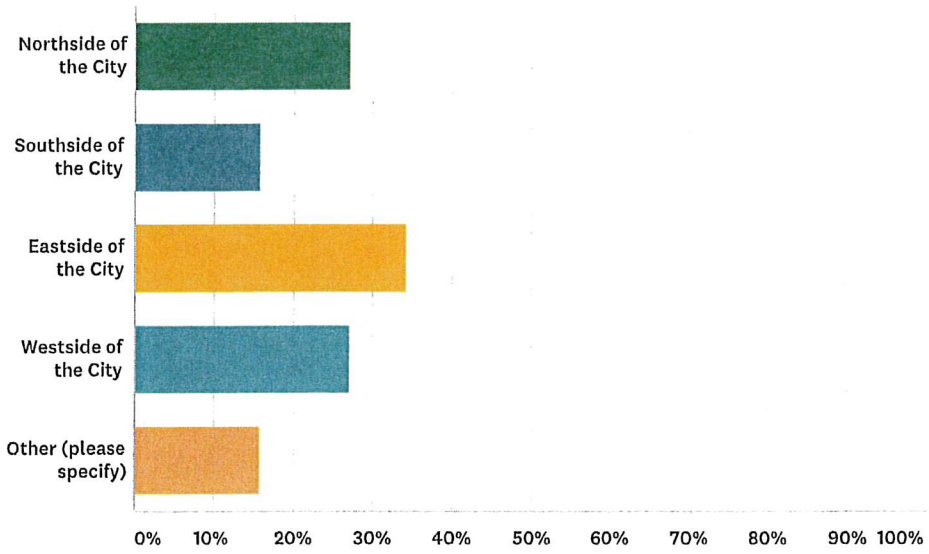

ANSWER CHOICES	RESPONSES	
Northside of the City	27.27%	12
Southside of the City	15.91%	7
Eastside of the City	34.09%	15
Westside of the City	27.27%	12
Other (please specify)	15.91%	7
Total Respondents: 44		

Q7 In the past 3 – 5 years have you contacted the North Vernon Utility Office or City Officials with a complaint regarding a stormwater problem?

Answered: 54 Skipped: 1

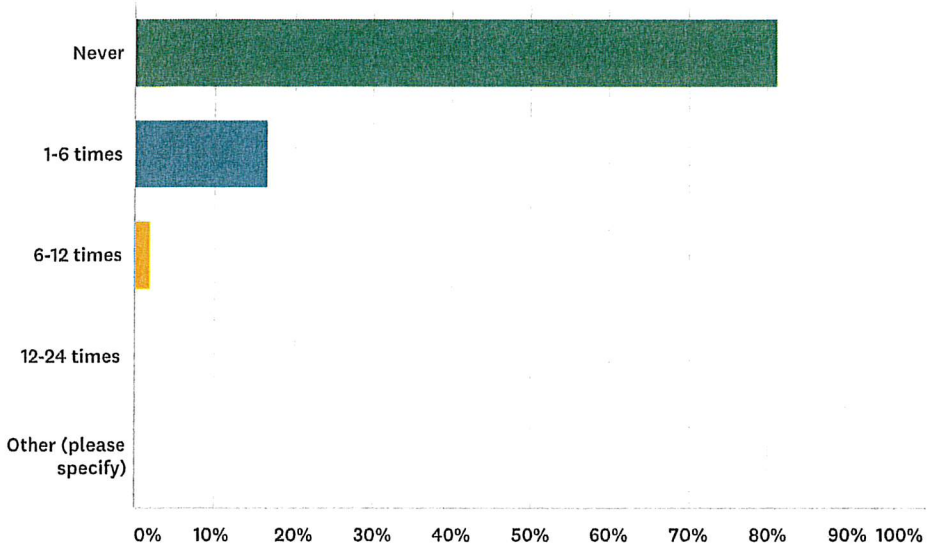

ANSWER CHOICES	RESPONSES	
Never	81.48%	44
1-6 times	16.67%	9
6-12 times	1.85%	1
12-24 times	0.00%	0
Other (please specify)	0.00%	0
TOTAL		54

Q8 Do you support the City submitting a grant to help pay for a study of stormwater issues in the City of North Vernon?

Answered: 54 Skipped: 1

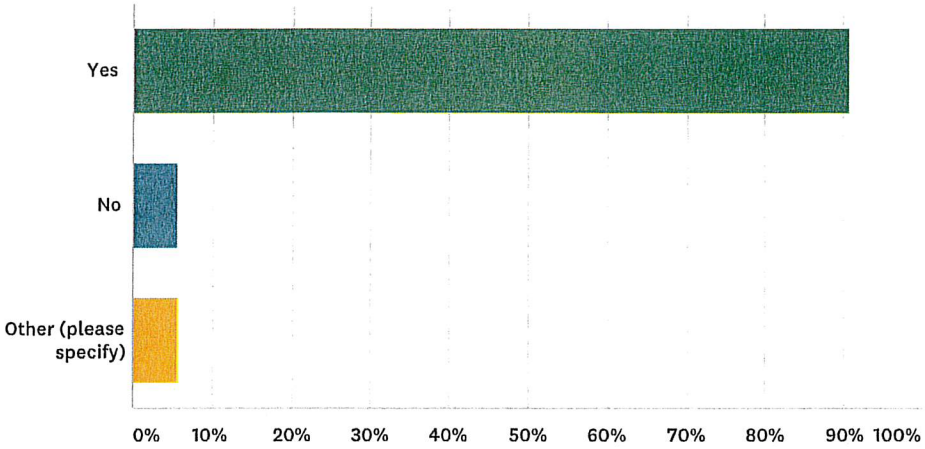

ANSWER CHOICES	RESPONSES	
Yes	90.74%	49
No	5.56%	3
Other (please specify)	5.56%	3
Total Respondents: 54		

Q9 Do you have photos of any of stormwater problems you are able to share with the City or are you willing to write a letter support.

Answered: 12 Skipped: 43

#	RESPONSES	DATE
1	Not at this time	5/30/2019 9:24 AM
2	No	5/6/2019 6:04 PM
3	No current photo but we could take one	5/6/2019 5:32 PM
4	Yes	5/6/2019 5:18 PM
5	I do not.	5/6/2019 4:39 PM
6	No	5/6/2019 4:14 PM
7	I have pictures.	5/2/2019 4:57 AM
8	already done it	5/1/2019 11:45 AM
9	No photos	5/1/2019 9:54 AM
10	Dont need and photos, you can see the water at any given time. Just drive by.	4/23/2019 3:31 PM
11	Yes	4/23/2019 3:29 PM
12	no photo's use to live in area I support the grant.	4/23/2019 2:55 PM