




Ogle County Truck Routes

-  80,000 Lbs No Spring Posting
-  80,000 Lbs Spring Posted
-  73,280 Lbs Spring Posted

