

Monday, June 18, 2018  
6:00 pm



Town Hall Commission Chambers  
247 Edwards Lane  
Palm Beach Shores, FL 33404

**TOWN COMMISSION  
REGULAR MEETING AGENDA**

Mayor Myra Koutzen  
Vice Mayor Roby DeReuil

Commissioner Gil Gilgallon  
Commissioner Bob Stanton  
Commissioner Brian Tyler

Town Attorney Keith Davis  
Town Clerk Evyonne Browning  
Assistant Clerk Gaudy Quesada

---

**1. CALL TO ORDER**

- a. Pledge of Allegiance
- b. Roll Call

**2. APPROVAL OF MEETING AGENDA** (Additions, substitutions, deletions)

**3. CONSENT AGENDA** (Items that do not need discussion, but require a vote)

- a. May 21, 2018 Commission Meeting Minutes

**4. PRESENTATIONS/UPDATES**

- a. 2017/18 Audit Report  
*(Presented by Terry L. Morton, Jr., CPA with Nowlen, Holt & Miner, P.A.)*

**5. PUBLIC HEARINGS**

**a. Variance Request: 201 Sandal Lane**

**VAR 18-7** Request for variance and relief from Appendix A. Zoning Ordinance., Section V. District A Regulations., Pf. 5.6. Rear Yard. in order to enlarge the existing non-conforming guest house, providing a rear yard setback of 9 feet 8 inches (9'-8") (where the code requires a rear setback of fifteen feet (15') for a maximum of twenty-five lineal feet (25') of the building and twenty-five feet (25') for the remaining lineal feet of the building for any single-story building. The applicant is Robert Gonzales, Owner. The address of the property is 201 Sandal Lane, Palm Beach Shores, Florida 33404. The legal description is PALM BEACH SHORES LT 344 IN DB889P233. The property is located in Zoning District A.

**6. DEPARTMENT AND BOARD REPORTS**

- a. Financials
  - 1. Approval to accept the 2017/18 Audit as presented by Terry L. Morton, Jr. with Nowlen, Holt & Miner, P.A.
  - 2. Approval of Financial Report for Period ending May 31, 2018

- b. Staff Reports:
  - 1. Police Department
  - 2. Fire Department
  - 3. Public Works
  - 4. Town Clerk
  - 5. Town Attorney
- c. Planning & Zoning Report (verbal)

7. **COMMISSION REPORTS**

8. **PUBLIC COMMENTS**

**PUBLIC PARTICIPATION AND OPPORTUNITY TO BE HEARD (Resolution R-7-13)**

10. **PROJECT UPDATES/DISCUSSIONS** (*Non-voting items*)  
None at this time

11. **ORDINANCES AND RESOLUTIONS**

- a. Ordinance O-4-18: Moratorium on docks (*1<sup>st</sup> Reading*)
- b. Resolution R-6-18: Budget Amendment FY 2017/18

12. **OTHER BUSINESS (Any regular business requiring a vote)**

- a. Move September Commission Meeting from September 17, 2018 to September 18, 2018 (*Mayor Koutzen*)

13. **ADJOURNMENT**

**Regular Commission Meeting**

Mon, June 18, 2018 6:00 PM

**Please join my meeting from your computer, tablet or smartphone.**

<https://global.gotomeeting.com/join/610312501>

**You can also dial in using your phone.**

United States: +1 (872) 240-3212

**Access Code: 703-644-797**

First GoToMeeting? Do a quick system check: <https://link.gotomeeting.com/system-check>

PLEASE TAKE NOTICE AND BE ADVISED, that if any interested person desires to appeal any decision made by the Town Commission with respect to any matter considered at this meeting or hearing, such interested person will need a record of the proceedings, and for such purpose may need to insure that a verbatim record of the proceedings is made, which record includes the testimony and evidence upon which the appeal is based. The meeting/hearing will be continued from day to day, time to time, place to place, as may be found necessary during the aforesaid meeting. IN ACCORDANCE WITH THE PROVISIONS OF THE AMERICANS WITH DISABILITIES ACT (ADA), THIS DOCUMENT CAN BE MADE AVAILABLE IN AN ALTERNATE FORMAT (LARGE PRINT) UPON REQUEST AND SPECIAL ACCOMODATIONS CAN BE PROVIDED UPON REQUEST WITH THREE (3) DAYS ADVANCE NOTICE. **FOR HEARING ASSISTANCE:** If any person wishes to use a hearing device, please contact the Town Clerk.

**TOWN OF PALM BEACH SHORES, FLORIDA**  
**REGULAR MEETING MINUTES**  
**May 21, 2018**

Item 3a  
June 18, 2018

**Mayor Koutzen** called the meeting to order at 6:00 pm. The meeting was held at Town Hall located at 247 Edwards Lane, Palm Beach Shores, FL 33404.

**1. CALL TO ORDER**

**Town Clerk Browning** called the roll and those present were Mayor Myra Koutzen, Vice Mayor Roby DeReuil, Commissioner Gil Gilgallon, Commissioner Robert Stanton and Commissioner Brian Tyler. Also present were Town Attorney Keith Davis, Police Chief Steve Langevin, Fire Chief Trevor Steedman, Public Works Director Alan Welch, Town Clerk Evyonne Browning and Assistant Clerk Gaudy Quesada.

**2. APPROVAL OF MEETING AGENDA (Additions, substitutions, deletions)**

**MOTION:** Commissioner Gilgallon moved to approve the meeting agenda as presented

**SECOND:** Vice Mayor DeReuil seconded the motion.

**VOTE: Gilgallon: YES**

**DeReuil: YES**

**Tyler: YES**

**Stanton: YES**

**Koutzen: YES**

**The Motion Passed Unanimously**

**3. CONSENT AGENDA (Items that do not need discussion, but require a vote)**

a. April 16, 2018 Commission Meeting Minutes

b. Special Event Permit SP18-11: John Workman, Wedding Anniversary June 10<sup>th</sup>, 2018 with 120 in attendance.

c. Special Event Permit SP18-12: Sailfish Marina Fishing Tournament for "Place of Hope" June 8 to 9, 2018 with 250 plus in attendance. Traffic detail requested 4:00 pm to 9:00 pm.

d. Special Event Permit SP18-13: Sailfish Marina Fishing Tournament July 13-14, 2018 with 300 plus in attendance. Traffic detail requested 3:00 pm to 9:00 pm.

e. Special Event Permit SP18-14: Sailfish Marina Festival August 11, 2018 with 500 plus in attendance. Traffic detail requested 11:00 am to :00 pm.

**MOTION:** Commissioner Stanton moved to approve the consent agenda

**SECOND:** Vice Mayor DeReuil seconded the motion.

**VOTE: Gilgallon: YES**

**DeReuil: YES**

**Tyler: YES**

**Stanton: YES**

**Koutzen: YES**

**The Motion Passed Unanimously**

**4. PRESENTATIONS/UPDATES**

a. Mayor Koutzen read a Proclamation honoring Tim Glas and invited everyone to attend the dedication of the Town's Lifeguard Tower to Tim Glas tomorrow, May 22, 2018.

b. Danny Brannon gave an update on Undergrounding Project (copy of presentation attached herewith).

5. **DEPARTMENT AND BOARD REPORTS**

a. Financial Report

**MOTION:** Commissioner Gilgallon moved to approve the Financial Report as printed.

**SECOND:** Vice Mayor DeReuil seconded the motion.

**VOTE:**     **Gilgallon: YES**

**DeReuil: YES**

**Tyler: YES**

**Stanton: YES**

**Koutzen: YES           The Motion Passed Unanimously**

b. Staff Reports: Police Department, Fire Department, Public Works, Town Clerk, Town Attorney.

c. There was no Planning and Zoning report.

6. **COMMISSION REPORTS**

**Commissioner Gilgallon** thanked Ron Raven for repainting the Town's logo in front of Town Hall on the Parkway.

**Mayor Koutzen** wanted to remind the Commission that the Florida of Cities conference will be held the 3<sup>rd</sup> week in August down in Hollywood. She also asked the residents to go by the Community Center and look at the paint samples that have been applied to the south side of the building and let her know what they think. The Mayor also thanked Gaudy Quesada with Town Hall for all her hard work in getting the new website up and running.

7. **PUBLIC COMMENTS:** There were none.

8. **PROJECT UPDATES/DISCUSSIONS** *(Non-voting items)*

a. Zoning Code Development Process:

Keith Davis, Town Attorney stated that the Planning and Zoning Board also acts as the LPA for all revisions to the Town's Code. The Commission directs the attorney to draft any code changes, and then it goes to the P & Z/LPA for discussion and the board makes recommendations to the Commission on any changes.

b. Proposed Amendments Chapter 14, Building and Building Regulations to require site plan review for construction of new or modifications to swimming pools, pool decks, slabs, and screened enclosures, pool equipment, modifications to existing emergency electrical generators which result in increased impervious area or a reduction in buffering or screening.

**MOTION:** Vice Mayor DeReuil made a motion to move Item 8b to item 10b for action.

**SECOND:** Commissioner Tyler seconded the motion.

**VOTE:**     **Gilgallon: YES**

**DeReuil: YES**

**Tyler: YES**

**Stanton: YES**

**Koutzen: YES           The Motion Passed Unanimously**

- c. Proposed amendments to Appendix A, Zoning, to add definitions for the terms Fence, Chain-link fence, Stockade Fence, and Walls.

**MOTION:** Vice Mayor DeReuil made a motion to move Item 8c to item 10c for action.

**SECOND:** Commissioner Tyler seconded the motion.

**VOTE:**

**Gilgallon: YES**

**DeReuil: YES**

**Tyler: YES**

**Stanton: YES**

**Koutzen: YES**

**The Motion Passed Unanimously**

- d. 2019 Budget Workshop Schedule: The Commission determined the dates for the upcoming FY 2018/19 Budget meetings:

#### **Budget Workshops**

1. Monday July 16, immediately following the Commission meeting.
2. Immediately following that meeting will be a Special Commission meeting to set the 2019 Millage Rate.
3. Monday, August 6, 6PM
4. Monday, August 20, immediately following the Commission meeting

#### **Budget Hearings**

1. Monday, September 10, 6PM
2. Tuesday, September 18, 6PM

- c. Building Department Fees: After discussion, it was determined that more work needs to be done on this item before the Commission can take any action on it.
- d. “Parkway Banyan Tree Trimming:” The Public Works Director, Alan Welch, gave an overview of the issues with the Banyan Trees on the Town’s Parkway getting really large and hanging over into people’s yards, and the roots also causing problems to the parkway. He suggested the Town ignore them, remove them, or work with Jason’s Arborcare within the next 3 years to have them trimmed back from an average of a 60 foot canopy to a 30 foot canopy. After discussion, this item was deferred to another meeting for further discussion. The PW Director was asked to bring photographs of the trees in question.

### **9. ORDINANCES AND RESOLUTIONS**

- a. Resolution R-5-18, A Resolution authorizing the Mayor to sign a Statewide Mutual Aid Agreement as requested by the Florida Division of Emergency Management.

**MOTION:** Commissioner Gilgallon moved to approve Resolution R-5-18 as read “title only” by the town Attorney.”

**SECOND:** Commissioner Stanton seconded the motion.

**VOTE:**

**Gilgallon: YES**

**DeReuil: YES**

**Tyler: YES**

**Stanton: YES**

**Koutzen: YES**

**The Motion Passed Unanimously**

10. **OTHER BUSINESS** *(Any regular business requiring a vote)*

- a. Approval of One Cent Sales Tax Project Categories *(Myra Koutzen, Mayor)*

**MOTION:** Commissioner Gilgallon made a motion to approve the list as provided, with the exception of the sound equipment in the Commission Chambers as this has already been completed.

**SECOND:** Commissioner Tyler seconded the motion.

**VOTE:**       **Gilgallon: YES**  
                  **DeReuil: YES**  
                  **Tyler: YES**  
                  **Stanton: YES**  
                  **Koutzen: YES**       **The Motion Passed Unanimously**

- b. Proposed Amendments Chapter 14, Building and Building Regulations to require site plan review for construction of new or modifications to swimming pools, pool decks, slabs, and screened enclosures, pool equipment, modifications to existing emergency electrical generators which result in increased impervious area or a reduction in buffering or screening. *(Item 8b moved by motion and vote to item 10b)*

**MOTION:** Commissioner Gilgallon made a motion to have the Planning and Zoning Board review and to bring a recommendation back to the Commission.

**SECOND:** Commissioner Tyler seconded the motion.

**VOTE:**       **Gilgallon: YES**  
                  **DeReuil: YES**  
                  **Tyler: YES**  
                  **Stanton: YES**  
                  **Koutzen: YES**       **The Motion Passed Unanimously**

- c. Proposed amendments to Appendix A, Zoning, to add definitions for the terms Fence, Chain-link fence, Stockade Fence, and Walls. *(Item 8c moved by motion and vote to item 10c)*

**MOTION:** Commissioner Gilgallon made a motion to have the Planning and Zoning Board to discuss definitions of fences and to bring a recommendation back to the Commission.

**SECOND:** Commissioner Tyler seconded the motion.

**VOTE:**       **Gilgallon: YES**  
                  **DeReuil: YES**  
                  **Tyler: YES**  
                  **Stanton: YES**  
                  **Koutzen: YES**       **The Motion Passed Unanimously**

**ADJOURNMENT**

The Mayor Adjourned the meeting at 8:13 pm

**TOWN OF PALM BEACH SHORES, FLORIDA**  
**FINANCIAL STATEMENTS WITH INDEPENDENT**  
**AUDITOR'S REPORT THEREON**  
**ANNUAL AUDIT FOR THE YEAR ENDED**  
**SEPTEMBER 30, 2017**

**TOWN OF PALM BEACH SHORES, FLORIDA**  
**SEPTEMBER 30, 2017**

**TABLE OF CONTENTS**

	<u>Pages</u>
Independent Auditor's Report	1- 3
Management's Discussion and Analysis (required supplementary information)	4-11
Basic Financial Statements	
Government-wide Financial Statements	
Statement of Net Position	12
Statement of Activities	13
Fund Financial Statements	
Balance Sheet – Governmental Funds	14
Reconciliation of the Balance Sheet – Governmental Funds to the Statement of Net Position	15
Statement of Revenues, Expenditures, and Changes in Fund Balances- Governmental Funds	16
Reconciliation of the Statement of Revenues, Expenditures, and Changes in Fund Balances of the Governmental Funds to the Statement of Activities	17
Notes to the Financial Statements	18-48
Required Supplemental Information Other Than Management's Discussion and Analysis	
Schedule of Revenues, Expenditures, and Changes in Fund Balance – Budget and Actual – General Fund	49
Notes to the Budgetary Required Supplementary Information – General Fund	50
Schedule of Employer Contributions – Florida Retirement System Pension Plan	51
Schedule of Proportionate Share of Net Pension Liability – Florida Retirement System Pension Plan	52
Schedule of Employer Contributions – Florida Retirement System Retiree Health Insurance Subsidy Program	53
Schedule of Proportionate Share of Net Pension Liability – Florida Retirement System Retiree Health Insurance Subsidy Program	54
Other Supplemental Information	
Schedule of Departmental Revenues – Budget to Actual – General Fund	55
Schedule of Departmental Expenditures – Budget to Actual – General Fund	56-57
Other Reports	
Independent Auditor's Report on Internal Control Over Financial Reporting and on Compliance and Other Matters Based on an Audit of Financial Statements Performed in Accordance With <i>Government Auditing Standards</i>	58-59
Management Letter in Accordance with the Rules of the Auditor General of the State of Florida	60-62
Independent Accountant's Report on Compliance with Section 218.415, Florida Statutes	63





## NOWLEN, HOLT & MINER, P.A.

CERTIFIED PUBLIC ACCOUNTANTS

WEST PALM BEACH OFFICE  
NORTHBRIDGE CENTRE  
515 N. FLAGLER DRIVE, SUITE 1700  
POST OFFICE BOX 347  
WEST PALM BEACH, FLORIDA 33402-0347  
TELEPHONE (561) 659-3060  
FAX (561) 835-0628  
WWW.NHMCPA.COM

EVERETT B. NOWLEN (1930-1984), CPA  
EDWARD T. HOLT, CPA  
WILLIAM B. MINER, RETIRED  
ROBERT W. HENDRIX, JR., CPA  
JANET R. BARICEVICH, RETIRED, CPA  
TERRY L. MORTON, JR., CPA  
N. RONALD BENNETT, CVA, ABV, CFF, CPA  
ALEXIA G. VARGA, CFE, CPA  
EDWARD T. HOLT, JR., PFS, CPA  
BRIAN J. BRESCIA, CFP®, CPA

MARK J. BYMASTER, CFE, CPA  
RYAN M. SHORE, CFP®, CPA  
WEI PAN, CPA  
WILLIAM C. KISKER, CPA  
RICHARD E. BOTTS, CPA

### INDEPENDENT AUDITOR'S REPORT

The Honorable Mayor and Members of the Town Commission  
Town of Palm Beach Shores, Florida

#### Report on the Financial Statements

We have audited the accompanying financial statements of the governmental activities, each major fund, and the aggregate remaining fund information of the Town of Palm Beach Shores, Florida, as of and for the year ended September 30, 2017, and the related notes to the financial statements, which collectively comprise the Town of Palm Beach Shores, Florida's basic financial statements as listed in the table of contents.

#### *Management's Responsibility for the Financial Statements*

Management is responsible for the preparation and fair presentation of these financial statements in accordance with accounting principles generally accepted in the United States of America; this includes the design, implementation, and maintenance of internal control relevant to the preparation and fair presentation of financial statements that are free from material misstatement, whether due to fraud or error.

#### *Auditor's Responsibility*

Our responsibility is to express opinions on these financial statements based on our audit. We conducted our audit in accordance with auditing standards generally accepted in the United States of America and the standards applicable to financial audits contained in *Government Auditing Standards*, issued by the Comptroller General of the United States. Those standards require that we plan and perform the audit to obtain reasonable assurance about whether the financial statements are free of material misstatement.

An audit involves performing procedures to obtain audit evidence about the amounts and disclosures in the financial statements. The procedures selected depend on the auditor's judgment, including the assessment of the risks of material misstatement of the financial statements, whether due to fraud or error. In making those risk assessments, the auditor considers internal control relevant to the entity's preparation and fair presentation of the financial statements in order to design audit procedures that are appropriate in the circumstances, but not for the purpose of expressing an opinion on the effectiveness of the entity's internal control. Accordingly, we express no such opinion. An audit also includes evaluating the appropriateness of accounting policies used and the reasonableness of significant accounting estimates made by management, as well as evaluating the overall presentation of the financial statements.

We believe that the audit evidence we have obtained is sufficient and appropriate to provide a basis for our audit opinions.

### ***Opinions***

In our opinion, the financial statements referred to above present fairly, in all material respects, the respective financial position of the governmental activities, each major fund, and the aggregate remaining fund information of the Town of Palm Beach Shores, Florida as of September 30, 2017, and the respective changes in financial position for the year then ended in accordance with accounting principles generally accepted in the United States of America.

### ***Other Matters***

#### ***Required Supplementary Information***

Accounting principles generally accepted in the United States of America require that the management's discussion and analysis on pages 4 through 11 and the required supplementary information on pages 49 through 54 be presented to supplement the basic financial statements. Such information, although not a part of the basic financial statements, is required by the Governmental Accounting Standards Board, who considers it to be an essential part of financial reporting for placing the basic financial statements in an appropriate operational, economic, or historical context. We have applied certain limited procedures to the required supplementary information in accordance with auditing standards generally accepted in the United States of America, which consisted of inquiries of management about the methods of preparing the information and comparing the information for consistency with management's responses to our inquiries, the basic financial statements, and other knowledge we obtained during our audit of the basic financial statements. We do not express an opinion or provide any assurance on the information because the limited procedures do not provide us with sufficient evidence to express an opinion or provide any assurance.

#### ***Other Information***

Our audit was conducted for the purpose of forming opinions on the financial statements that collectively comprise the Town of Palm Beach Shores, Florida's basic financial statements. The other supplementary information is presented for purposes of additional analysis and is not a required part of the basic financial statements.

The other supplementary information is the responsibility of management and was derived from and relates directly to the underlying accounting and other records used to prepare the basic financial statements. The information has been subjected to the auditing procedures applied in the audit of the financial statements and certain additional procedures, including comparing and reconciling such information directly to the underlying accounting and other records used to prepare the basic financial statements or to the basic financial statements themselves, and other additional procedures in accordance with auditing standards generally accepted in the United States of America. In our opinion, the information is fairly stated in all material respects in relation to the financial statements taken as a whole.

### **Other Reporting Required by *Government Auditing Standards***

In accordance with *Government Auditing Standards*, we have also issued our report dated May 31, 2018, on our consideration of the Town of Palm Beach Shores, Florida's internal control over financial reporting and on our tests of its compliance with certain provisions of laws, regulations, contracts, grant agreements and other matters. The purpose of that report is to describe the scope of our testing of internal control over financial reporting and compliance and the results of that testing, and not to provide an opinion on the internal control over financial reporting or on compliance. That report is an integral part of an audit performed in accordance with *Government Auditing Standards* in considering the Town of Palm Beach Shores, Florida's internal control over financial reporting and compliance.

*Nowlen, Holt & Miner, PA*

West Palm Beach, Florida  
May 31, 2018

## **MANAGEMENT'S DISCUSSION AND ANALYSIS**

The Town of Palm Beach Shores' discussion and analysis is designed to assist the reader by providing a narrative overview and analysis of the financial activities of the Town for the year ended September 30, 2017. Since the Management's Discussion and Analysis (MD&A) is designed to focus on the current year's activities, resulting changes and currently known facts, please read it in conjunction with the Town's financial statements that follow this section.

### **FINANCIAL HIGHLIGHTS**

The following are the highlights of financial activity for the fiscal year ended September 30, 2017:

- The Town's net position increased by \$1,580 from the prior year. The Town's total assets and deferred outflows exceeded its liabilities and deferred inflows at September 30, 2017 by \$5,082,265 (net position). Of this amount, \$116,539 (unrestricted net position) may be used to meet the Town's ongoing obligations to citizens and creditors.
- The Town's revenues for governmental activities were \$4,716,269, an increase of 12.6% from the prior year. The expenses for governmental activities were \$4,714,689, an increase of 2.5% over the prior year.
- The General Fund unassigned fund balance at September 30, 2017 was \$1,499,900 or 34% of total general fund expenditures. The ideal financial position for the Town would be an unreserved fund balance equal to 25% of total general fund expenditures. The reason for this is property taxes are not received until December and 25% of fund balance represents enough funds for three months of expenditures. This money also serves as an emergency fund for unanticipated costs, such as hurricanes or other disasters.

### **OVERVIEW OF FINANCIAL STATEMENTS**

This discussion and analysis is intended to serve as an introduction to the Town's basic financial statements. The Town's basic financial statements consist of three components: 1) government-wide financial statements, 2) fund financial statements, and 3) notes to the basic financial statements. In addition to these basic financial statements, this report contains other supplementary information.

**Government-wide Financial Statements**

The government-wide financial statements (pages 12 and 13) are designed to provide the reader with a broad overview of the Town's finances, in a manner similar to private-sector business. These statements include the statement of net position and the statement of activities which are designed to provide a broad overview of the Town as a whole.

The *statement of net position* shows the total assets and liabilities for the Town with the difference reported as net position. The change in net position over time may be an indicator of the Town's financial health. The *statement of activities* provides a breakdown of revenues and expenditures by function. The functions primarily supported by taxes and intergovernmental revenues, such as police, fire and other public services are considered governmental activities.

**Fund Financial Statements**

The Town, like other state and local governments, uses fund accounting to ensure and demonstrate compliance with finance-related legal obligations. The fund financial statements focus on major funds. The Town uses governmental funds to account for all of its activities.

*Governmental Funds* (beginning on page 14) are used for essentially the same functions reported as governmental activities in the government-wide financial statements. However, unlike the government-wide financial statements, governmental fund financial statements focus on near-term inflows and outflows of spendable resources, as well as on balances of spendable resources available at the end of the fiscal year. Such information may be useful in evaluating a government's near-term financing requirement. All of the Town's basic services are reported in the governmental funds.

The Town adopts an annual appropriated budget for its General Fund. A budgetary comparison statement has been provided for the General Fund to demonstrate compliance with this budget on pages 56-57.

The Town has five other governmental funds: Public Buildings Impact Fund, Parks and Recreation Impact Fund, Fire Impact Fund, Police Impact Fund, and Underground Utilities Fund. The impact fee funds are capital projects funds used to account for impact fees that must be spent on specific types of capital expenditures. The Underground Utilities Fund is a special revenue fund used to account for the costs associated with moving the utility lines throughout town underground. These are all non-major funds.

*Notes to the Financial Statements* (beginning on page 18) provide additional information that is essential to a full understanding of the data provided in the government-wide and fund financial statements.

## GOVERNMENT-WIDE FINANCIAL ANALYSIS

As noted earlier, net position may serve over time as a useful indicator of a government's financial position. In the case of the Town, assets exceeded liabilities by \$5,082,265 as of September 30, 2017.

### Net Position (In thousands of dollars)

Governmental Activities			
	2017	2016	Increase (Decrease)
<b>Assets:</b>			
Current and other assets	\$ 2,486	\$ 2,368	\$ 118
Capital assets	4,726	4,810	(84)
<b>Total assets</b>	<b>\$ 7,212</b>	<b>\$ 7,178</b>	<b>\$ 34</b>
<b>Deferred Outflows:</b>			
Pension related items	\$ 1,003	\$ 930	\$ 73
<b>Liabilities:</b>			
Long-term debt outstanding	\$ 209	\$ 108	\$ 101
Net pension liability	2,329	2,295	34
Other liabilities	301	476	(175)
<b>Total liabilities</b>	<b>\$ 2,839</b>	<b>\$ 2,879</b>	<b>\$ (40)</b>
<b>Deferred Inflows:</b>			
Pension related items	\$ 294	\$ 144	\$ 150
<b>Net Position:</b>			
Net investment in capital assets	\$ 4,642	\$ 4,810	\$ (168)
Restricted	323	6	317
Unrestricted	117	265	(148)
<b>Total net position</b>	<b>\$ 5,082</b>	<b>\$ 5,081</b>	<b>\$ 1</b>

The largest portion of the Town's net position reflects its investment in capital assets (e.g. land, building, machinery and equipment) less any related debt used to acquire those assets that is still outstanding. These capital assets are used to provide services to citizens; consequently these assets are not available for future spending. It should also be noted that the resources required to repay the related debt must be provided from other sources, since the capital assets themselves cannot be used to liquidate these liabilities.

Restricted net position represents unspent funds with legal restrictions on their use. The restricted net position represents impact fees received but not used, discretionary sales tax to be used on infrastructure, and a bequest to be used for public safety. The remaining balance of unrestricted net position may be used to meet the Town's ongoing obligations to citizens and creditors.

**Governmental Activities**

Governmental activities increased the Town's net position by \$1,580. Key elements of this decrease are as follows:

**Changes in Net Position**  
(In thousands of dollars)

<b>Governmental Activities</b>			
	<b>2017</b>	<b>2016</b>	<b>Increase (Decrease)</b>
<b>Revenue:</b>			
Program revenue:			
Charges for services	\$ 288	\$ 286	\$ 2
Grants and contributions	263	57	206
General revenues:			
Property taxes	3,370	3,263	107
Utility taxes & franchise fees	541	374	167
Intergovernmental	224	171	53
Investment earnings	13	15	(2)
Miscellaneous	17	22	(5)
Special item – return of donation	-	(152)	152
<b>Total revenue</b>	<b>\$ 4,716</b>	<b>\$ 4,036</b>	<b>\$ 680</b>
<b>Expenses:</b>			
Program expenses:			
General government	\$ 1,032	\$ 1,205	\$ (173)
Public safety	2,870	2,617	253
Physical environment	340	394	(54)
Culture and recreation	380	369	11
Grants and aid	91	14	77
Interest on long term debt	2	-	2
<b>Total expenses</b>	<b>\$ 4,715</b>	<b>\$ 4,599</b>	<b>\$ 116</b>
 Increase(decrease) in net position	 \$ 1	 \$ (563)	 \$ 562
 Net position – October 1	 5,081	 5,644	 (563)
<b>Net position – September 30</b>	<b>\$ 5,082</b>	<b>\$ 5,081</b>	<b>\$ 1</b>

Property taxes are the main source of revenues and represent approximately 71 percent of the revenue for governmental activities, excluding the special item. Property taxes increased by approximately \$107,000 over the prior year. This is due to an increase in the Town's assessed value of approximately \$19 million, or 3.5%, and maintaining the millage rate to 6.3500 mills.

The Town received a bequest from former town residents in the amount of \$262,500. The funds are to be used for the Town's police, fire, and ambulance departments.

The special item in 2016 was an unusual circumstance. In fiscal year 2015, the Town received a restricted donation for the purchase of an ambulance in support of establishing a Town run Emergency Medical Services Department. In 2016 the contract with the existing EMS provider was renewed, the funds were returned to the donor.

Total expenses increased by approximately \$116,000, or 2.5%. Expenses for Public Safety represent approximately 61% of Governmental activity expenses. Public Safety includes the Police, Fire, Dispatch, Emergency Medical Service, Emergency Disaster, and Building departments. Public Safety expenses increased by 10% compared to the prior year. Hurricane Irma hit the town in September 2017. Emergency disaster costs associated with the hurricane totaled \$159,000 with more costs in next fiscal year.

## **FINANCIAL ANALYSIS OF THE GOVERNMENTAL FUNDS**

As noted earlier, the Town uses fund accounting to ensure and demonstrate compliance with finance-related legal requirements.

*Governmental Funds* - The focus of the Town's governmental funds is to provide information on near-term inflows, outflows, and balances of spendable resources. Such information is useful in assessing the Town's financing requirements. In particular, unassigned fund balance may serve as a useful measure of a government's net resources available for spending at the end of the fiscal year.

At September 30, 2017, the Town's governmental funds reported ending fund balances of \$2.2 million, an increase of \$301,000 in comparison with the prior year. Approximately 68% of ending fund balances (\$1,485,435) constitutes unassigned fund balance, which is available for spending at the government's discretion. The unassigned fund balance is within the General Fund, the chief operating fund of the Town. The Town Commission has assigned portions of fund balance for certain future projects: \$143,000 for the subsequent year's budget; \$90,000 for future payouts of compensated absences; and \$7,157 for future sewer system repairs. The non-spendable portion of fund balance is not available for new spending because it has already been spent on inventories and prepaid items. The fund balance in the other governmental funds is restricted or assigned due to the nature of the revenue which by law may only be spent for specific purposes.

*Budgetary Highlights* - Budget to actual comparison schedules are provided in the Required Supplementary Information (RSI) Section of the report (beginning on page 49). The budget and actual schedules show the original budgets, the final revised budget, actual results, and variance between the final budget and actual results for the General Fund.



## CAPITAL ASSET AND DEBT ADMINISTRATION

### Capital Assets

The Town's investment in capital assets for its governmental activities as of September 30, 2017 amounted to \$4.7 million (net of accumulated depreciation). This investment in capital assets includes land, buildings, improvements, machinery and equipment.

The Town's investment in capital assets decreased by \$86,000 during the current fiscal year. Purchases during the year totaled \$438,000. Major capital assets purchased during the current fiscal year included the following:

- The Public Works shop area at Town Hall was renovated, including a new garage door, at a cost of \$25,000. The work was done primarily by the Public Works staff.
- The Police Department purchased 3 new police vehicles for \$103,000. The department's tasers were replaced for \$35,000.
- New SCBA equipment was purchased for the Fire Department. The cost of \$68,000 was financed using a capital lease.
- A new beach utility vehicle was purchased for \$15,500 for use by the lifeguards.
- The holding pit for the Ocean Avenue lift station was relined at a cost of \$54,000.
- New carpet and a dance floor were installed at the Community Center for \$18,500. The carpet is commercial grade and installed in squares which will make it easier to repair small stains or damage.
- The remaining capital outlay consists of a variety of items of smaller scale than those identified herein.

<b>Capital Assets</b> (in the thousands)			
<b>Governmental Activities</b>			
	2017	2016	Increase (Decrease)
Land	\$ 101	\$ 101	\$ -
Construction in progress	4	4	-
Buildings and improvements	3,590	3,555	35
Parks and beach improvements	733	735	(2)
Equipment	1,481	1,458	23
Vehicles	767	716	51
Streets and sewers	3,842	3,778	64
Total capital assets	10,518	10,347	171
Less accumulated depreciation	(5,793)	(5,537)	(256)
<b>Capital assets, net of depreciation</b>	<b>\$ 4,725</b>	<b>\$ 4,810</b>	<b>\$ (85)</b>

Additional information on the Town's capital assets can be found in Note 5 of this report.

### Debt Outstanding

The Town added new debt during the fiscal year for the purchase of the Police tasers and Fire SCBA equipment. The following table summarizes the Town's debt as of September 30, 2017.

<b>Outstanding Debt</b> (in thousands of dollars)			
<b>Governmental Activities</b>			
	<b>2017</b>	<b>2016</b>	<b>Increase (Decrease)</b>
Compensated absences	\$ 126	\$ 108	\$ 18
Note and lease payable	83	-	83
Net pension liability	2,329	2,295	34
<b>Total debt</b>	<b>\$ 2,538</b>	<b>\$ 2,403</b>	<b>\$ 135</b>

Additional information on the Town's debt can be found in Note 6 of this report.

## NEXT YEAR'S BUDGET AND ECONOMIC FACTORS

The Town's 2018 fiscal year budget includes items that continue to accomplish the goals of the Town. These goals include sustaining the level of services, the responsiveness of the local government to the needs of the public, and the technological operation of the Town government as well as maintaining all of the Town's facilities.

Property taxes are the main source of revenues for governmental activities and represent approximately 81% of the General Fund budgeted revenues. The Town's assessed value increased by approximately \$24 million, or 4.4%. The Town Commission maintained the millage rate of 6.3500 mills, with the intention of funding the capital budget with appropriated fund balance. The millage rate meets all of the State imposed requirements. The 2018 budget will provide sufficient revenue to cover expenditures for the upcoming fiscal year. Debt service on the note and lease payable is included in the 2018 budget. The budget gives the Town the ability to continue to provide the expected level of governmental services without adding to its debt.

## **REQUESTS FOR INFORMATION**

This financial report is designed to provide our citizens, taxpayers, customers, and creditors with a general overview of the Town's finances and to show the Town's accountability for the money it receives. If you have questions about this report or need additional financial information, contact the Town's Finance Department, at the Town of Palm Beach Shores, 247 Edwards Lane, Palm Beach Shores, Florida, 33404.

**TOWN OF PALM BEACH SHORES, FLORIDA**  
**Statement of Net Position**  
**September 30, 2017**

	Governmental Activities
<b>ASSETS</b>	
Cash and cash equivalents	\$ 1,444,122
Investments	794,815
Receivables (net)	
Accounts	84,771
Special assessments	6,577
Due from other governments	24,356
Prepaid items	129,482
Inventories	2,419
Capital assets	
Non-depreciable	100,792
Depreciable (net of depreciation)	<u>4,625,123</u>
Total assets	<u>7,212,457</u>
<b>DEFERRED OUTFLOWS OF RESOURCES</b>	
Pension related items	<u>1,002,678</u>
<b>LIABILITIES</b>	
Current liabilities	
Accounts payable	264,938
Accrued payroll	16,298
Accrued interest	1,627
Unearned revenue	17,650
Non-current liabilities	
Due within one year	37,749
Due in more than one year	171,535
Net pension liability	<u>2,328,712</u>
Total liabilities	<u>2,838,509</u>
<b>DEFERRED INFLOWS OF RESOURCES</b>	
Pension related items	<u>294,361</u>
Total deferred inflows of resources	<u>294,361</u>
<b>NET POSITION</b>	
Net investment in capital assets	4,642,319
Restricted for capital improvements	10,912
Restricted for infrastructure	49,995
Restricted for public safety	262,500
Unrestricted	<u>116,539</u>
Total net position	<u>\$ 5,082,265</u>
Total liabilities, deferred inflows of resources, and net position	<u>\$ 7,920,774</u>

See notes to the financial statements

**TOWN OF PALM BEACH SHORES, FLORIDA**  
**Statement of Activities**  
**For the Fiscal Year Ended September 30, 2017**

Function / Program Activities	Expenses	Program Revenues			Total Governmental Activities
		Charges For Services	Operating Grants and Contributions	Capital Grants and Contributions	
Governmental activities					
General government	\$ 1,032,674	\$ 7,850	\$	\$	\$ (1,024,824)
Public safety	2,870,336	190,997		263,436	(2,415,903)
Physical environment	339,788	54,328			(285,460)
Culture recreation	379,615	34,630			(344,985)
Grants and aid	90,649				(90,649)
Interest on long term debt	1,627				(1,627)
Total governmental activities	4,714,689	287,805		263,436	(4,163,448)
General revenues					
Property taxes					3,369,775
Utility taxes and franchise fees					540,568
Intergovernmental					224,423
Investment earnings					12,712
Miscellaneous					17,550
Total general revenues and special item					4,165,028
Change in net position					1,580
Net position, beginning of year					5,080,685
Net position, end of year					\$ 5,082,265

See notes to the financial statements

**TOWN OF PALM BEACH SHORES, FLORIDA**  
**Balance Sheet**  
**Governmental Funds**  
**September 30, 2017**

	General	Nonmajor Governmental Funds	Total Governmental Funds
<b>ASSETS</b>			
Cash and cash equivalents	\$ 1,438,240	\$ 5,882	\$ 1,444,122
Investments	794,815		794,815
Receivables (net)			
Accounts	84,771		84,771
Special assessments	6,577		6,577
Due from other governments	24,356		24,356
Due from other funds	13,415	5,030	18,445
Prepaid items	129,482		129,482
Inventories	2,419		2,419
Total assets	<u>\$ 2,494,075</u>	<u>\$ 10,912</u>	<u>\$ 2,504,987</u>
<b>LIABILITIES, DEFERRED INFLOWS OF RESOURCES, AND FUND BALANCES</b>			
<b>Liabilities</b>			
Accounts payable	\$ 263,888	1,050	\$ 264,938
Accrued payroll	16,298		16,298
Due to other funds	5,030	13,415	18,445
Unearned revenue	17,650		17,650
Total liabilities	<u>302,866</u>	<u>14,465</u>	<u>317,331</u>
<b>Deferred inflows of resources</b>			
Unavailable revenue	6,577		6,577
Total deferred inflows of resources	6,577		6,577
<b>Fund balances</b>			
Nonspendable			
Prepaid items and inventories	131,901		131,901
Restricted			
Capital improvements		10,912	10,912
Infrastructure	49,995		49,995
Public safety	262,500		262,500
Assigned			
Sewer service	7,157		7,157
Compensated absences	90,300		90,300
Subsequent years budget	142,879		142,879
Unassigned	1,499,900	(14,465)	1,485,435
Total fund balances	<u>2,184,632</u>	<u>(3,553)</u>	<u>2,181,079</u>
Total liabilities, deferred inflows of resources, and fund balances	<u>\$ 2,494,075</u>	<u>\$ 10,912</u>	<u>\$ 2,504,987</u>

See notes to the financial statements

**TOWN OF PALM BEACH SHORES, FLORIDA**  
**Reconciliation of the Balance Sheet – Governmental Funds**  
**to the Statement of Net Position**  
**September 30, 2017**

Fund balances total governmental funds	\$ 2,181,079
--	--------------

Amounts reported for governmental activities in the statement of net position are different because:

Capital assets used in governmental activities are not financial resources and therefore are not reported in the governmental funds.

Governmental capital assets	\$ 10,518,535	
Less accumulated depreciation	<u>(5,792,620)</u>	4,725,915

Revenues earned but not collected within 60 days are not current financial resources and therefore, are not reported in the governmental fund.

Unavailable revenue	6,577
---------------------	-------

Long-term liabilities, including notes and bonds payable, are not due and payable in the current period and therefore are not reported in the governmental funds. Long-term liabilities at year end consist of:

Net pension liability	(2,328,712)	
Compensated absences	(125,688)	
Notes payable	(83,596)	
Accrued interest on long-term debt	<u>(1,627)</u>	(2,539,623)

Deferred outflows and inflows of resources related to pensions are applicable to future periods and, therefore, are not reported in the governmental funds:

Pension related deferred outflows	1,002,678	
Pension related deferred inflows	<u>(294,361)</u>	<u>708,317</u>

Net position of governmental activities	<u>\$ 5,082,265</u>
---	---------------------

See notes to the financial statements

**TOWN OF PALM BEACH SHORES, FLORIDA**  
**Statement of Revenues, Expenditures, and Changes**  
**in Fund Balances - Governmental Funds**  
**For the Fiscal Year Ended September 30, 2017**

	General	Nonmajor Governmental Funds	Total Governmental Funds
Revenues			
Taxes	\$ 3,910,343	\$	\$ 3,910,343
Special assessments and impact fees	1,633	5,030	6,663
Licenses and permits	171,839		171,839
Intergovernmental	224,423		224,423
Fines and forfeitures	18,235		18,235
Charges for services	97,731		97,731
Interest	12,711	1	12,712
Contributions	263,436		263,436
Miscellaneous	17,669		17,669
Total revenues	<u>4,718,020</u>	<u>5,031</u>	<u>4,723,051</u>
Expenditures			
Current			
General government	934,360		934,360
Public safety	2,587,376		2,587,376
Physical environment	216,264		216,264
Culture and recreation	238,301		238,301
Debt service			
Principal	6,064		6,064
Interest			
Capital outlay	438,270		438,270
Grants and aid		90,649	90,649
Total expenditures	<u>4,420,635</u>	<u>90,649</u>	<u>4,511,284</u>
Excess (deficiency) of revenues or sources (uses)	<u>297,385</u>	<u>(85,618)</u>	<u>211,767</u>
Other financing sources (uses)			
Debt proceeds	89,660		89,660
Total other financing sources (uses)	<u>89,660</u>		<u>89,660</u>
Net change in fund balances	387,045	(85,618)	301,427
Fund balances, beginning of year	<u>1,797,587</u>	<u>82,065</u>	<u>1,879,652</u>
Fund balances, end of year	<u>\$ 2,184,632</u>	<u>\$ (3,553)</u>	<u>\$ 2,181,079</u>

See notes to the financial statements



**TOWN OF PALM BEACH SHORES, FLORIDA**  
**Reconciliation of the Statement of Revenues, Expenditures, and Changes in Fund**  
**Balances of Governmental Funds to the Statement of Activities**  
**For the Fiscal Year Ended September 30, 2017**

Net change in fund balances - total governmental funds \$ 301,427

Amounts reported for governmental activities in the statement of activities are different because:

Governmental funds report capital outlays as expenditures. However, in the statement of activities, the cost of capital assets is allocated over their estimated useful lives and reported as depreciation expense.

Expenditures for capital assets	\$ 438,270	
Less: current year depreciation	<u>(472,277)</u>	(34,007)
Net book value of capital asset disposals		(49,717)

Revenues earned but not collected within 60 days are not current financial resources and therefore, are not reported in the governmental fund.

Special assessment revenues collected in current year	(1,633)
---	---------

Debt proceeds provide current financial resources to governmental funds, but issuing debt increases long-term liabilities in the statement of net position. Repayment of debt principal is an expenditure in the governmental funds, but the repayment reduces long-term liabilities in the statement of net position.

Debt proceeds	(89,660)	
Principal payments on debt	<u>6,064</u>	(83,596)

Some expenses reported in the statement of activities do not require the use of current financial resources and therefore are not reported as expenditures in governmental funds.

Change in accrued interest	(1,627)	
Change in net pension liability and related deferred amounts	(111,495)	
Change in long-term compensated absences	<u>(17,772)</u>	<u>(130,894)</u>

Change in net position	<u>\$ 1,580</u>
------------------------	-----------------

See notes to the financial statements

**TOWN OF PALM BEACH SHORES, FLORIDA**  
**Notes to the Financial Statements**  
**September 30, 2017**

**NOTE 1 – SUMMARY OF SIGNIFICANT ACCOUNTING POLICIES**

The financial statements of the Town of Palm Beach Shores, Florida (the “Town”) have been prepared in conformity with generally accepted accounting principles (GAAP) as applied to government units. The Governmental Accounting Standards Board (GASB) is the accepted standard setting body for establishing governmental accounting and financial reporting principles. The Town’s significant accounting policies are described below.

**Reporting Entity**

The Town of Palm Beach Shores, Florida is a municipal corporation organized pursuant to Chapter 24792, 1947 Laws of Florida. The Town operates under the Commission/Mayor form of government. The Town's major operations include general government, public safety, streets, sanitation, and culture/recreation.

As required by generally accepted accounting principles, these financial statements include the Town (the primary government) and its component units. Component units are legally separate entities for which the Town is financially accountable. The Town is financially accountable if:

- a) the Town appoints a voting majority of the organization’s governing board and (1) the Town is able to impose its will on the organization or (2) there is a potential for the organization to provide specific financial benefits to or impose specific financial burdens on the Town, or
- b) the organization is fiscally dependent on the Town and (1) there is a potential for the organization to provide specific financial benefits to the Town or (2) impose specific financial burdens on the Town.

Organizations for which the Town is not financially accountable are also included when doing so is necessary in order to prevent the Town’s financial statements from being misleading.

Based upon application of the above criteria, the Town of Palm Beach Shores has determined that there are no legally separate entities to consider as potential component units.

**Government-wide and Fund Financial Statements**

The basic financial statements include both government-wide and fund financial statements. The government-wide financial statements (i.e., the statement of net position and the statement of activities) report information on all of the activities of the primary government. For the most part, the effect of inter-fund activity has been removed from these statements. Governmental activities, which normally are supported by taxes and intergovernmental revenues, are reported separately from business-type activities, which rely on fees and charges for support.

**TOWN OF PALM BEACH SHORES, FLORIDA**  
**Notes to the Financial Statements**  
**September 30, 2017**

**NOTE 1 – SUMMARY OF SIGNIFICANT ACCOUNTING POLICIES** (Continued)

*Government-wide and Fund Financial Statements* (Continued)

The statement of activities demonstrates the degree to which the direct expenses of a given function are offset by program revenues. Direct expenses are those that are clearly identifiable with a specific function. Program revenues include 1) charges to customers or applicants who purchase, use, or directly benefit from goods, services, or privileges provided by a given function and 2) grants and contributions that are restricted to meeting the operational or capital requirements of a particular function. Taxes and other items not included among program revenues are reported instead as general revenues.

Fund financial statements are provided for governmental funds. The Town has no fund types other than governmental funds. Major individual governmental funds are reported in separate columns in the fund financial statements.

*Measurement Focus, Basis of Accounting, and Financial Statement Presentation*

The government-wide financial statements are reported using the economic resources measurement focus and the accrual basis of accounting. Revenues are recorded when earned and expenses recorded when a liability is incurred, regardless of the timing of related cash flows. The Town does not accrue property tax revenues since the collection of these taxes coincides with the fiscal year in which levied, and since the Town consistently has no material uncollected property taxes at year end. Grants and similar items are recognized as revenue as soon as all eligibility requirements imposed by the provider have been met.

*Governmental Funds*

Governmental fund financial statements are reported using the current financial resources measurement focus and the modified accrual basis of accounting. Revenues are recognized as soon as they are both measurable and available. Revenues are considered to be available when they are collectible within the current period or soon enough afterwards to pay liabilities of the current period. The Town considers revenues collected within 60 days of the year end to be available to pay liabilities of the current period. Expenditures are generally recorded when a liability is incurred, as under accrual accounting. However, debt service expenditures, as well as expenditures relating to compensated absences and claims and judgments are recorded only when payment is due.

Property taxes, franchise taxes, licenses, interest revenue, intergovernmental revenues, and charges for services associated with the current fiscal period are all considered to be susceptible to accrual and have been recognized as revenues of the current fiscal period. All other revenue items are considered to be measurable and available only when cash is received by the Town.

**TOWN OF PALM BEACH SHORES, FLORIDA**  
**Notes to the Financial Statements**  
**September 30, 2017**

**NOTE 1 – SUMMARY OF SIGNIFICANT ACCOUNTING POLICIES** (Continued)

*Governmental Funds* (Continued)

The Town reports the following major governmental fund:

The General Fund is the general operating fund of the Town. It is used to account for all financial resources except those required to be accounted for in another fund.

*Cash and Cash Equivalents*

Cash and cash equivalents include amounts on deposit in demand accounts, money market accounts, and certificates of deposit with original maturities of three months or less.

*Investments*

Investments include certificates of deposit with original maturities greater than three months. Investments are reported at fair value as required by generally accepted accounting principles. The fair value of an investment is the amount that the Town could reasonably expect to receive for it in a current sale between a willing buyer and a willing seller, other than in a forced or liquidation sale. The Town categorizes investments reported at fair value in accordance with the fair value hierarchy established by GASB Statement No. 72, Fair Value Measurement and Application.

*Accounts Receivable*

Accounts receivable of the General Fund consists of billed receivables for special assessments, sewer services and other miscellaneous services. The Town has not established an allowance for doubtful accounts because the Town considers all receivables to be collectible.

*Prepaid Items*

Certain payments to vendors reflect costs applicable to future accounting periods and are recorded as prepaid items in both the government-wide and fund financial statements.

*Inventory*

Inventory is valued at cost, which approximates market, using the first in/first out (FIFO) method. The costs of governmental fund type inventory are recorded as expenditures when consumed rather than when purchased.

**TOWN OF PALM BEACH SHORES, FLORIDA**  
**Notes to the Financial Statements**  
**September 30, 2017**

**NOTE 1 – SUMMARY OF SIGNIFICANT ACCOUNTING POLICIES** (Continued)

**Capital Assets**

Capital assets, which include plant, property, equipment, and infrastructure assets (e.g. roads, bridges, and sidewalks) are reported in the applicable governmental columns in the governmental-wide financial statements. Capital assets are defined by the government as assets with an initial cost of more than \$750. Capital assets are recorded at cost or the fair market value of the assets at the time of purchase or contribution. The Town is a Phase 3 government under GASB 34 and has elected not to report major general infrastructure assets retroactively.

Additions, improvements, and other capital outlay that significantly extend the useful life of the asset are capitalized. Other costs incurred for repairs and maintenance are expensed as incurred.

Depreciation has been provided over the useful lives using the straight line method. The estimated useful lives are as follows:

Buildings and improvements	10-40 years
Equipment	5 - 7 years
Vehicles	5-10 years
Streets and sewers	20 years
Parks and beach improvements	20 years

**Interest Cost**

Interest costs in governmental funds are charged to expenditures as incurred. Construction period interest incurred in governmental funds is not capitalized.

**Unearned Revenue**

The government reports unearned revenue on its government wide statement of net position and governmental funds balance sheet. Unearned revenue arises when resources are obtained prior to revenue recognition. In subsequent periods, when revenue recognition criteria are met the unearned revenue is removed and revenue is recognized.

**Unavailable Revenue**

The government reports unavailable revenue on its governmental funds balance sheet for resource inflows that do not qualify for recognition as revenue in a governmental fund because they are not yet considered available.

**TOWN OF PALM BEACH SHORES, FLORIDA**  
**Notes to the Financial Statements**  
**September 30, 2017**

**NOTE 1 – SUMMARY OF SIGNIFICANT ACCOUNTING POLICIES** (Continued)

**Deferred Outflow of Resources**

In addition to assets, the statement of net position will sometimes report a separate section for deferred outflows of resources. This separate financial statement element, deferred outflows of resources, represents a consumption of net position or fund balance that applies to a future period(s) and thus, will not be recognized as an outflow of resources (expense/expenditure) until then. The Town reports deferred outflows for pension items in connection with its participation in the Florida Retirement System in the government-wide statement of net position. These deferred pension charges are either (a) recognized in the subsequent period as a reduction of the net pension liability (which includes pension contributions made after the measurement date) or (b) amortized in a systematic and rational method as pension expense in future periods.

**Deferred Inflow of Resources**

In addition to liabilities, the statement of net position will sometimes report a separate section for deferred inflows of resources. This separate financial statement element, deferred inflows of resources, represents an acquisition of net position or fund balance that applies to a future period(s) and so will not be recognized as an inflow of resources (revenue) until that time. There are three types of items that qualify for reporting in this category:

1. Pension items in connection with the Town's participation in the Florida Retirement System are reported in the government-wide statement of net position. These deferred pension charges are amortized in a systematic and rational method as pension expense in future periods.
2. Business tax receipts that are received by the Town prior to the period for which the taxes are levied are reported as deferred inflows on both the government-wide statement of net position and on the governmental funds balance sheet.
3. Sewer assessments that are not received within 60 days of the end of the fiscal year do not meet the availability criterion of the modified accrual basis of accounting, and therefore are reported as deferred inflows only on the governmental funds balance sheet.

**Compensated Absences**

Compensated absences are absences for which employees will be paid, such as vacation and sick leave. A liability for compensated absences that is attributable to services already rendered and that is not contingent on a specific event that is outside the control of the government and its employees is accrued as employees earn the rights to the benefits. Compensated absences that relate to future services or that are contingent on a specific event that is outside the control of the government and its employees are accounted for in the period in which such services are rendered or such events take place.

**TOWN OF PALM BEACH SHORES, FLORIDA**  
**Notes to the Financial Statements**  
**September 30, 2017**

**NOTE 1 – SUMMARY OF SIGNIFICANT ACCOUNTING POLICIES** (Continued)

**Compensated Absences** (Continued)

All vacation and sick leave is accrued when incurred in the government-wide financial statements. A liability for these amounts is reported in governmental funds only if they have matured, for example, as a result of employee resignations and retirements.

Town employees may carry over vacation to the next fiscal year at a rate equal to the maximum time earned during the previous fiscal year. Accumulated vacation is payable to employees upon termination or retirement at the rate of pay on that date. Town employees receive 96 hours of sick time each year. Employees, who reach ten years of service or more, are eligible to receive 50% of their unused sick time up to a 500 hour maximum upon retirement or termination. In addition, any full-time employee who has accrued 960 hours of sick time is eligible to be paid for 40 hours each year. All other employees upon termination do not receive any sick accumulation pay.

**Interfund Transactions**

Basic types of interfund transactions include transactions for services rendered or facilities provided. These transactions are recorded as revenues in the receiving fund and expenditures in the disbursing fund. In addition, interfund transactions include transactions to transfer revenue or contributions from the fund budgeted to receive them to the fund budgeted to expend them. These transactions are recorded as operating transfers in and out. Lastly, interfund transactions include transfers to close funds.

**Net Position**

Equity in the government-wide statement of net position is displayed in three categories: 1) Net investment in capital assets, 2) restricted, 3) unrestricted. Net investment in capital assets consist of capital assets reduced by accumulated depreciation and by any outstanding debt incurred to acquire, construct, or improve those assets. Net position is reported as restricted when there are legal limitations imposed on their use by Town legislation or external restrictions by other governments, creditors, or grantors. Unrestricted net position consist of all net position that do not meet the definition of either of the other two components.

When both restricted and unrestricted resources are available for use, it is the Town's policy to use restricted resources first, then unrestricted resources as they are needed.

**TOWN OF PALM BEACH SHORES, FLORIDA**  
**Notes to the Financial Statements**  
**September 30, 2017**

**NOTE 1 – SUMMARY OF SIGNIFICANT ACCOUNTING POLICIES** (Continued)

**Fund Balance**

In the fund financial statements, governmental funds report fund balance classifications that comprise a hierarchy based primarily on the extent to which the Town is bound to honor constraints on the specific purposes for which amounts in those funds can be spent. Fund balance is reported under the following categories:

1. Nonspendable fund balance represents amounts that are not in spendable form or are legally or contractually required to be maintained intact. The Town's nonspendable fund balance is for inventories and prepaid items.
2. Restricted fund balance represents amounts that can be spent only for specific purposes stipulated by external providers (e.g. creditors, grantors, contributor, or laws or regulations of other governments) or imposed by law through constitutional provisions or enabling legislation. Restricted fund balance for the Town consists of unspent impact fees that are required to be used for capital improvements.
3. Committed fund balance represents amounts that can be used only for specific purposes pursuant to constraints imposed by an ordinance, the Town's highest level of decision making Town. The Town has no committed funds.
4. Assigned fund balance includes spendable fund balance amounts that are intended to be used for specific purposes, as expressed by the Town Commission, that are neither considered restricted or committed.
5. Unassigned fund balance is the residual fund balance classification for the general fund. It is also used to report negative fund balances in other governmental funds.

The Town will first use committed fund balance, followed by assigned fund balance and then unassigned fund balance when expenditures are incurred for purposes for which any of the unrestricted fund balance classifications could be used.



**TOWN OF PALM BEACH SHORES, FLORIDA**  
**Notes to the Financial Statements**  
**September 30, 2017**

**NOTE 2 – STEWARDSHIP, COMPLIANCE, AND ACCOUNTABILITY**

**Budgetary Data**

Formal budgetary integration is employed as a management control device during the year for the General Fund. All budgets are legally enacted.

An annual appropriated budget for the General Fund is adopted in accordance with generally accepted accounting principles. For budgeting purposes, current year encumbrances are not treated as expenditures.

The Town follows these procedures in establishing the budgetary data reflected in the financial statements.

1. Prior to mid-August, the Town Manager submits to the Town Commission a proposed operating budget for the fiscal year commencing the following October 1. The operating budget includes proposed expenditures and the means of financing them.
2. Public hearings are conducted to obtain taxpayer comments.
3. Prior to October 1, the budget is legally enacted through passage of a resolution.
4. The Mayor or Town Manager is authorized to transfer budgeted amounts within any department; however, any revisions that alter the total expenditures of any department must be approved by the Town Commission, by a legally enacted resolution.
5. Appropriations along with encumbrances lapse on September 30.
6. Appropriations are controlled at the department level within funds, and expenditures may not legally exceed budgeted appropriation at that level.

Budgeted amounts are as originally adopted, or as amended by appropriate action. During the year, four supplementary appropriations were necessary.

**Property Taxes**

Under Florida law, the assessment of all properties and the collection of all county, municipal, and school board property taxes are consolidated in the offices of the County Property Appraiser and County Tax Collector. The laws of the State regulating tax assessment are also designed to assure a consistent property valuation method statewide.

The tax levy of the Town is established by the Town Commission prior to October 1 of each year, and the Palm Beach County Property Appraiser incorporates the Town's millages into the total tax levy, which includes Palm Beach County and Palm Beach County School Board tax requirements.

**TOWN OF PALM BEACH SHORES, FLORIDA**  
**Notes to the Financial Statements**  
**September 30, 2017**

**NOTE 2 – STEWARDSHIP, COMPLIANCE, AND ACCOUNTABILITY** (Continued)

*Property Taxes* (Continued)

All property is reassessed according to its fair market value January 1 of each year, which is also the lien date. Each assessment roll is submitted to the Executive Director of the State Department of Revenue for review to determine if the rolls meet all the appropriate requirements of state statutes.

All taxes are due and payable on November 1 of each year or as soon thereafter as the assessment roll is certified and delivered to the Tax Collector. Taxes may be paid less a discount beginning November 1. Discounts are allowed for early payment at the rate of 4% in the month of November, 3% in the month of December, 2% in the month of January and 1% in the month of February. The taxes paid in March are without discount. All unpaid taxes become delinquent on April 1, following the year in which they are assessed.

On or prior, to June 1 following the tax year, certificates are sold for all delinquent taxes on real property. After the sale, tax certificates bear interest of 18% per year or any lower rate bid by the buyer. Application for a tax deed on any unredeemed tax certificates may be made by the certificate holder after a period of two years. Delinquent taxes on personal property bear interest of 18% per year until the tax is satisfied either by seizure and sale of the property or by the five year statute of limitations.

**NOTE 3 – CASH AND INVESTMENTS**

*Deposits*

As of September 30, 2017, the carrying amount of the Town's deposits was \$2,222,739 and the bank balances totaled \$2,306,703. Included in deposits are \$778,717 of certificates of deposit with an original maturity greater than three months that are reported as an investment on the financial statements, the Town also had cash on hand of \$100 resulting in a total cash and cash equivalents of \$1,444,122. Deposits are either covered by insurance provided by the Federal Depository Insurance Corporation or are qualified public depositories held in banking institutions approved by the Treasurer of the State of Florida. Under Florida Statutes, Chapter 280, *Florida Security for Public Deposits Act*, the State Treasurer requires all Florida qualified public depositories to deposit with the Treasurer or other banking institution eligible collateral. In the event of failure of a qualified public depository, the remaining public depositories would be responsible for covering any resulting losses. The Town's deposits at year end are considered insured for custodial credit risk purposes.

**TOWN OF PALM BEACH SHORES, FLORIDA**  
**Notes to the Financial Statements**  
**September 30, 2017**

**NOTE 3 – CASH AND INVESTMENTS** (Continued)

**Investments**

The Town has not adopted a written investment policy. Florida Statutes authorize units of local government electing not to adopt a written investment policy to invest in the following instruments:

- a. The Local Government Surplus Funds Trust Fund, or any intergovernmental investment pool authorized pursuant to the Florida Interlocal Cooperation Act of 1969.
- b. Securities and Exchange Commission registered money market funds with the highest credit quality rating from a nationally recognized rating agency.
- c. Interest-bearing time deposits or savings accounts in qualified public depositories.
- d. Direct obligations of the U.S. Treasury.
- e. Deposits that meet the following conditions (CDARS®):
  - The funds are initially deposited in a qualified public depository.
  - The selected depository arranges for depositing the funds in financial deposit instruments insured by the Federal Deposit Insurance Corporation in one or more federally insured banks or saving and loan associations, wherever located, for the account of the unit of local government.
  - The full amount of the principal and accrued interest of each financial deposit instrument is insured by the FDIC.
  - The selected depository acts as custodian for the unit of local government with respect to each financial deposit instrument issued for its account.

In 2016, the Town implemented GASB Statement No. 72, Fair Value Measurement and Application issued in February 2015. The Town categorizes its investments according to the fair value hierarchy established by this Statement. The hierarchy is based on valuation inputs used to measure the fair value of the asset as follows: Level 1 inputs are quoted prices in active markets for identical assets; Level 2 inputs are significant other observable inputs to include quoted prices for similar assets in active and non-active markets; Level 3 inputs are significant unobservable inputs.

The State Board of Administration (SBA) administers the Florida PRIME investment pool, which is governed by Chapter 19-7 of the Florida Administrative Code and Chapters 218 and 215 of the Florida Statutes. These rules provide guidance and establish the policies and general operating procedures for the administration of the Florida PRIME. The Florida PRIME is not a registrant with the Securities and Exchange Commission (SEC); however, the Board has adopted operating procedures consistent with the requirements for an SEC Rule 2a-7 like external investment pool, which permits money market funds to use amortized cost to maintain a constant net asset value (NAV) of \$1 per share. The investment in Florida PRIME is reported at amortized cost in accordance with GASB Statement No. 79, *Accounting and Financial Reporting for Certain Investments and for External Investment Pools* (GASB 79) and is exempt from reporting under the fair value hierarchy of GASB 72. The investment in the Florida PRIME is not insured by FDIC or any other governmental agency.

**TOWN OF PALM BEACH SHORES, FLORIDA**  
**Notes to the Financial Statements**  
**September 30, 2017**

**NOTE 3 – CASH AND INVESTMENTS** (Continued)

**Investments** (Continued)

GASB 79 requires that if a participant has an investment in a qualifying external investment pool that measures for financial reporting purposes all of its investments at amortized cost it should disclose the presence of any limitations or restrictions on withdrawals (such as redemption notice periods, maximum transaction amounts, and the qualifying external investment pool's authority to impose liquidity fees or redemption gates) in notes to the financial statements.

With regard to redemption gates, Chapter 218.409(8)(a), Florida Statutes, states that "The principal, and any part thereof, of each account constituting the trust fund is subject to payment at any time from the moneys in the trust fund. However, the Executive Director may, in good faith, on the occurrence of an event that has a material impact on liquidity or operations of the trust fund, for 48 hours limit contributions to or withdrawals from the trust fund to ensure that the Board can invest moneys entrusted to it in exercising its fiduciary responsibility. Such action must be immediately disclosed to all participants, the Trustees, the Joint Legislative Auditing Committee, the Investment Advisory Council, and the Participant Local Government Advisory Council. The Trustees shall convene an emergency meeting as soon as practicable from the time the Executive Director has instituted such measures and review the necessity of those measures. If the Trustees are unable to convene an emergency meeting before the expiration of the 48-hour moratorium on contributions and withdrawals, the moratorium may be extended by the Executive Director until the Trustees are able to meet to review the necessity for the moratorium. If the Trustees agree with such measures, the Trustees shall vote to continue the measures for up to an additional 15 days. The Trustees must convene and vote to continue any such measures before the expiration of the time limit set, but in no case may the time limit set by the Trustees exceed 15 days."

The certificates of deposit are also exempt from reporting under the fair value hierarchy and the fair value is measured at cost.

As of September 30, 2017, the Town reported the following investments in the balance sheet and statement of net position:

	<u>Maturity</u>	<u>Fair Value</u>
State Board of Administration Investment Pool:		
Florida PRIME	51 days	\$ 16,098
Certificates of Deposits	68 days	528,666
Certificates of Deposits	82 days	<u>250,051</u>
		<u>\$ 794,815</u>

**TOWN OF PALM BEACH SHORES, FLORIDA**  
**Notes to the Financial Statements**  
**September 30, 2017**

**NOTE 3 – CASH AND INVESTMENTS** (Continued)

*Investments* (Continued)

*Credit Risk*

Credit risk is the risk that an issuer or other counter party to an investment will not fulfill their obligations. The Town's investment policies limit its investments to high quality investments to control credit risk. At September 30, 2017, Florida PRIME was rated "AAA(m) by Standard and Poor's Ratings Services.

*Interest Rate Risk*

Interest rate risk is the risk that changes in interest rates will adversely affect the fair value of an investment. The Town does not have a formal investment policy that limits investment maturities as a means of managing exposure to fair value losses arising from increasing interest rates.

**NOTE 4 – SPECIAL ASSESSMENT**

The Town adopted Resolutions 460 and 461 on October 16, 1995, and December 18, 1995, respectively. These resolutions establish the Town's intention to defray the costs of improvements to the Town's wastewater collection system through special assessments levied in direct proportion to the benefit received by property owners. Special assessments were calculated on a linear foot basis at the estimated cost of \$53.36 per linear foot as measured along the front property line. Such special assessments were levied following completion of the improvements on July 27, 1997. Property owners were given the option to pay the entire amount of the assessment within 30 days of completion of the improvements or to pay over 20 years in equal annual payments. Property owners electing to pay over 20 years also pay interest on the outstanding balance due at a rate of 3.56% per annum. Outstanding special assessments receivable at September 30, 2017, was \$6,577.

**TOWN OF PALM BEACH SHORES, FLORIDA**  
**Notes to the Financial Statements**  
**September 30, 2017**

**NOTE 5 – CAPITAL ASSETS**

Capital asset activity for the year ended September 30, 2017, was as follows:

**Primary Government**

	<u>Beginning Balance</u>	<u>Additions</u>	<u>Deletions</u>	<u>Transfers</u>	<u>Ending Balance</u>
<b>Governmental Activities:</b>					
Capital assets not being depreciated:					
Land	\$ 100,792	\$	\$	\$	\$ 100,792
Construction in progress	4,500				4,500
Capital assets being depreciated:					
Buildings and improvements	3,554,526	81,284	(46,071)		3,589,739
Parks and beach improvements	735,294	1,500	(3,311)		733,483
Equipment	1,458,130	168,995	(146,302)		1,480,823
Vehicles	715,534	122,666	(70,987)		767,213
Streets and sewers	3,778,160	63,825			3,841,985
<b>Total at historical cost</b>	<u>10,346,936</u>	<u>438,270</u>	<u>(266,671)</u>		<u>10,518,535</u>
Less accumulated depreciation for:					
Buildings	955,852	96,058	(17,412)		1,034,498
Parks and beach improvements	339,553	39,876	(828)		378,601
Equipment	945,724	153,795	(127,727)		971,792
Vehicles	468,689	65,906	(70,987)		463,608
Streets and sewers	2,827,479	116,642			2,944,121
<b>Total accumulated depreciation</b>	<u>5,537,297</u>	<u>472,277</u>	<u>(216,954)</u>		<u>5,792,620</u>
<b>Governmental activities capital assets, net</b>	<u>\$ 4,809,639</u>	<u>\$ (34,007)</u>	<u>\$ (49,717)</u>	<u>\$</u>	<u>\$ 4,725,915</u>

Depreciation expense was charged to functions and programs of the primary government as follows:

<b>Governmental activities:</b>	
General government	\$ 44,003
Public safety	173,393
Physical environment	123,524
Culture and recreation	<u>131,357</u>
<b>Total depreciation expense for governmental activities</b>	<u>\$ 472,277</u>

**TOWN OF PALM BEACH SHORES, FLORIDA**  
**Notes to the Financial Statements**  
**September 30, 2017**

**NOTE 6 – LONG-TERM LIABILITIES**

*Changes in Long-Term Liabilities*

The following is a summary of changes in the long-term debt during the fiscal year.

	Balance October 1, 2016	Additions	Deletions	Balance September 30, 2017	Due Within One Year
Compensated absences	\$ 107,916	\$ 122,550	\$ (104,778)	\$ 125,688	\$ 13,000
Note and lease payable		89,660	(6,064)	83,596	24,749
Net pension liability	2,295,028	33,684		2,328,712	
	<u>\$ 2,402,944</u>	<u>\$ 245,894</u>	<u>\$ (110,842)</u>	<u>\$ 2,537,996</u>	<u>\$ 37,749</u>

*Note Payable*

The Town purchased seventeen Tasers and associated equipment with a purchase price of \$35,440. The note has five annual payments and no interest is being charged. The first payment due was \$6,064 and the remaining four payments are \$7,344.

*Capital Lease*

The Town entered into a lease agreement for financing the ten SCBA's with twenty cylinders and associated equipment with a purchase price of \$67,960 and \$54,220 being financed. The lease qualifies as a capital lease for accounting purposes and, therefore, has been recorded at the present value of the future minimum lease payments as of the inception date plus the down payment. There are three annual payments required of \$19,460 beginning January 1, 2018. At September 30, 2017, the net book value of the equipment was \$58,252.

*Annual Maturities*

The aggregate maturities for all long-term debt of the Town with scheduled maturities (excluding compensated absences, net pension liabilities and claims and settlements), are as follows:

Year Ending September 30	Principal	Interest	Total Amount
2018	\$ 24,749	\$ 2,055	\$ 26,804
2019	25,409	1,395	26,804
2020	26,094	711	26,805
2021	7,344		7,344
Total	<u>\$ 83,596</u>	<u>\$ 4,161</u>	<u>\$ 87,757</u>

**TOWN OF PALM BEACH SHORES, FLORIDA**  
**Notes to the Financial Statements**  
**September 30, 2017**

**NOTE 7 – FLORIDA RETIREMENT SYSTEM**

*General Information*

All full-time employees participate in the Florida Retirement System (FRS). The FRS was created in Chapter 121, Florida Statutes, to provide a defined benefit pension plan for participating public employees. The FRS was amended in 1998 to add the Deferred Retirement Option Program (DROP) under the defined benefit plan and amended in 2000 to provide a defined contribution plan alternative to the defined benefit plan for FRS members effective July 1, 2002. This integrated defined contribution pension plan is the Florida Retirement System Investment Plan. Chapter 112, Florida Statutes, established the Retiree Health Insurance Subsidy (HIS) Program, a cost sharing multiple-employer defined benefit pension plan, to assist retired members of any state administered retirement system in paying the costs of health insurance.

Provisions relating to the FRS are established by Chapters 121 and 122, Florida Statutes; Chapter 112, Part IV, Florida Statutes; Chapter 238, Florida Statutes; and FRS Rules, Chapter 60S, Florida Administrative Code; wherein eligibility, contributions, and benefits are defined and described in detail. Such provisions may be amended at any time by further action from the Florida Legislature. The FRS is single retirement system administered by the Florida Department of Management Services, Division of Retirement, and consists of the two cost-sharing, multiple-employer defined benefit plans and other nonintegrated programs.

The State of Florida annually issues a publicly available financial report that includes financial statements and required supplementary information for the FRS. The latest available report may be obtained by writing to the State of Florida Division of Retirement, Department of Management Services, P.O. Box 9000, Tallahassee, Florida 32315-9000 or calling toll free at 877-377-1737. The report is also available at the Florida Department of Management Services web site [www.dms.myflorida.com](http://www.dms.myflorida.com).

*Significant Accounting Policies*

For purposes of measuring the net pension liability, deferred outflows of resources and deferred inflows of resources related to pensions, and pension expense, information about the fiduciary net position of the Florida Retirement System Pension Plan (FRSP) and the Florida Retirement System Health Insurance Subsidy Program and additions to/deduction from the FRSP and HIS fiduciary net position have been determined on the same basis as they are reported by FRSP and HIS. For this purpose, benefit payments (including refunds of employee contributions) are recognized when due and payable in accordance with the benefit terms. Investments are reported at fair value.



**TOWN OF PALM BEACH SHORES, FLORIDA**  
**Notes to the Financial Statements**  
**September 30, 2017**

**NOTE 7 – FLORIDA RETIREMENT SYSTEM** (Continued)

***Pension Plan***

**Plan Description**

The FRS Pension Plan is a cost-sharing multiple-employer defined benefit pension plan, with a Deferred Retirement Option Program (DROP) for eligible employees. The general classes of membership are as follows:

- Regular Class
- Special Risk Class
- Senior Management Service Class

Employees enrolled in the Plan prior to July 1, 2011, vest at six years of creditable service and employees enrolled in the Plan on or after July 1, 2011, vest at eight years of creditable service. All vested members, enrolled prior to July 1, 2011, are eligible for normal retirement benefits at age 62 or at any age after 30 years of service.

Section 121.091, Florida Statutes, permits employees eligible for normal retirement under the Plan to defer receipt of monthly benefit payments while continuing employment with an FRS employer. An employee may participate in DROP for a period not to exceed 60 months after electing to participate, except that certain instructional personnel may participate for up to 96 months. During the period of DROP participation, deferred monthly benefits are held in the FRS Trust Fund and accrue interest. The net pension liability does not include amounts for DROP participants, as these members are considered retired and are not accruing additional pension benefits.

**Benefits Provided**

Benefits under the Plan are computed on the basis of age and/or years of service, average final compensation, and service credit. Credit for each year of service is expressed as a percentage of the average final compensation. For members initially enrolled before July 1, 2011, the average final compensation is the average of the five highest fiscal years' earnings; for members initially enrolled on or after July 1, 2011, the average final compensation is the average of the eight highest fiscal years' earnings. The total percentage value of the benefit received is determined by calculating the total value of all service, which is based on the retirement class to which the member belonged when the service credit was earned. Members are eligible for in-line-of-duty or regular disability and survivors' benefits.

**TOWN OF PALM BEACH SHORES, FLORIDA**  
**Notes to the Financial Statements**  
**September 30, 2017**

**NOTE 7 – FLORIDA RETIREMENT SYSTEM** (Continued)

***Pension Plan*** (Continued)

***Benefits Provided*** (Continued)

The following table shows the percentage value for each year of service credit earned:

Regular Class members initially enrolled before July 1, 2011	
Retirement up to age 62 or up to 30 years of service	1.60%
Retirement at age 63 or with 31 years of service	1.63%
Retirement at age 64 or with 32 years of service	1.65%
Retirement at age 65 or with 33 or more years of service	1.68%
Regular Class members initially enrolled on or after July 1, 2011	
Retirement up to age 65 or up to 33 years of service	1.60%
Retirement at age 66 or with 34 years of service	1.63%
Retirement at age 67 or with 35 years of service	1.65%
Retirement at age 68 or with 36 or more years of service	1.68%
Special Risk Class	
Service from December 1, 1970 through September 30, 1974	2.00%
Service on or after October 1, 1974	3.00%
Senior Management Service Class	2.00%

As provided in Section 121.101, Florida Statutes, if the member is initially enrolled in the FRS before July 1, 2011, and all service credit was accrued before July 1, 2011, the annual cost-of-living adjustment is 3 percent per year. If the member is initially enrolled before July 1, 2011, and has service credit on or after July 1, 2011, there is an individually calculated cost-of-living adjustment. The annual cost-of-living adjustment is a proportion of 3 percent determined by dividing the sum of the pre-July 2011 service credit by the total service credit at retirement multiplied by 3 percent. Plan members initially enrolled on or after July 1, 2011 will not have a cost-of-living adjustment after retirement.

**Contributions**

Effective July 1, 2011, all enrolled members of the FRS, other than DROP participants, are required to contribute three percent of their salary to the FRS. In addition to member contributions, governmental employers are required to make contributions to the FRS based on state-wide contribution rates established by the Florida Legislature. These rates are updated as of July 1 of each year.

**TOWN OF PALM BEACH SHORES, FLORIDA**  
**Notes to the Financial Statements**  
**September 30, 2017**

**NOTE 7 – FLORIDA RETIREMENT SYSTEM** (Continued)

***Pension Plan*** (Continued)

**Contributions** (Continued)

The employer contribution rates by job class for the fiscal year ended September 30, 2017 were as follows:

Class	07/01/16 through 09/30/16	07/01/17 through 09/30/17
Regular Class	7.52%	7.92%
Senior Management Service Class	21.77%	21.71%
Special Risk Class	22.57%	23.27%
DROP	12.99%	13.26%

Except for the DROP, the employer contribution rates include a 1.66% HIS Plan subsidy. The rates also include 0.06% for administrative costs of the Public Employee Optional Retirement Program.

For the fiscal year ended September 30, 2017, the Town made contributions of \$148,444 to the Pension Plan and the Town's employees made contributions of \$25,306, for total contributions of \$173,750.

**Pension Liabilities and Pension Expense**

At September 30, 2017, the Town reported a liability of \$1,855,890 for its proportionate share of the Pension Plan's net pension liability. The net pension liability was measured as of June 30, 2017, and the total pension liability used to calculate the net pension liability was determined by an actuarial valuation as of July 1, 2017. The Town's proportionate share of the net pension liability was based on the Town's 2016-17 plan year contributions relative to the 2016-17 plan year contributions of all participating members. At June 30, 2017, the Town's proportionate share was 0.00627428 percent, which was a decrease of 0.00687445 percent from its proportionate share measured as of June 30, 2016.

For the fiscal year ended September 30, 2017, the Town recognized pension expense of \$276,906 related to the Plan.

**TOWN OF PALM BEACH SHORES, FLORIDA**  
**Notes to the Financial Statements**  
**September 30, 2017**

**NOTE 7 – FLORIDA RETIREMENT SYSTEM** (Continued)

***Pension Plan*** (Continued)

***Deferred Outflows and Inflows of Resources Related to Pensions***

The Town reported deferred outflows of resources and deferred inflows of resources related to pensions from the following sources:

Description	Outflows of Resources	Inflows of Resources
Difference between expected and actual experience	\$ 170,326	\$ 10,281
Change of assumptions	623,710	
Net difference between projected and actual earnings on Pension Plan investments		45,994
Change in proportion and differences between Town Pension Plan contributions and proportionate share of contributions	76,422	164,034
Pension Plan contributions subsequent to the measurement date	48,605	
Total	<u>\$ 919,063</u>	<u>\$ 220,309</u>

The change of assumptions was due to the expected rate of return being decreased from 7.6% to 7.1%

The deferred outflows of resources related to the Pension Plan, totaling \$48,605 resulting from Town contributions to the Plan subsequent to the measurement date, will be recognized as a reduction of the net pension liability in the fiscal year ended September 30, 2017.

Other amounts reported as deferred outflows of resources and deferred inflows of resources related to the Pension Plan will be recognized in pension expense as follows:

Fiscal Year Ending September 30	Amount
2018	\$ 64,092
2019	223,745
2020	170,042
2021	37,806
2022	114,568
Thereafter	39,896
	<u>\$ 650,149</u>

**TOWN OF PALM BEACH SHORES, FLORIDA**  
**Notes to the Financial Statements**  
**September 30, 2017**

**NOTE 7 – FLORIDA RETIREMENT SYSTEM** (Continued)

***Pension Plan*** (Continued)

**Actuarial Assumptions**

The total pension liability in the June 30, 2017 actuarial valuation was determined using the following actuarial assumptions:

Valuation date	July 1, 2017
Measurement date	June 30, 2017
Inflation	2.60 %
Salary increases	3.25%, average, including inflation
Investment rate of return	7.50%, net of pension plan investment expense, including inflation
Mortality	Generational RP-2000 with projection scale BB
Actuarial cost method	Individual Entry Age

The actuarial assumptions used in the July 1, 2017, valuation were based on the results of an actuarial experience study for the period July 1, 2008 through June 30, 2013.

The long-term expected rate of return on investments is not based on historical returns, but instead is based on a forward-looking capital market economic model. The allocation policy's description of each asset class was used to map the target allocation to the asset classes shown below. Each asset class assumption is based on a consistent set of underlying assumptions and includes an adjustment for the inflation assumption.

The target allocation and best estimates of arithmetic and geometric real rates of return for each major asset class are summarized in the following table:

<u>Asset Class</u>	<u>(1) Target Allocation</u>	<u>Annual Arithmetic Return</u>	<u>Compound Annual (Geometric) Return</u>	<u>Standard Deviation</u>
Cash	1.0%	3.0%	3.0%	1.8%
Fixed Income	18.0%	4.5%	4.4%	4.2%
Global Equity	53.0%	7.8%	6.6%	17.0%
Real Estate (Property)	10.0%	6.6%	5.9%	12.8%
Private Equity	6.0%	11.5%	7.8%	30.0%
Strategic Investments	12.0%	6.1%	5.6%	9.7%
Total	<u>100.0%</u>			
Assumed Inflation - Mean		2.60%		1.90%

(1) As outlined in the Pension Plan's investment policy

**TOWN OF PALM BEACH SHORES, FLORIDA**  
**Notes to the Financial Statements**  
**September 30, 2017**

**NOTE 7 – FLORIDA RETIREMENT SYSTEM** (Continued)

***Pension Plan*** (Continued)

**Discount Rate**

The discount rate used to measure the total pension liability was 7.10%. The Pension Plan's fiduciary net position was projected to be available to make all projected future benefit payments of current active and inactive employees. Therefore, the discount rate for calculation the total pension liability is equal to the long-term expected rate of return.

**Sensitivity of the Town's Proportionate Share of the Net Position Liability to Changes in the Discount Rate**

The following represents the Town's proportionate share of the net pension liability calculated using the discount rate of 7.10%, as well as what the Town's proportionate share of the net pension liability would be if it were calculated using a discount rate that is one percentage point lower (6.10%) or one percentage point higher (8.10%) than the current rate:

	1% Decrease (6.10%)	Current Discount Rate (7.10%)	1% Increase (8.10%)
Proportionate share of the net pension liability	\$ 3,359,049	\$ 1,855,890	\$ 607,924

**Pension Plan Fiduciary Net Position**

Detailed information regarding the Pension Plan's fiduciary net position is available in the separately issued FRS Pension Plan and Other State-Administered Systems Comprehensive Annual Financial Report.

**Payables to the Pension Plan**

At September 30, 2017, the Town had \$27,267 payable for outstanding contributions to the Pension Plan for the fiscal year ended September 30, 2017.

**TOWN OF PALM BEACH SHORES, FLORIDA**  
**Notes to the Financial Statements**  
**September 30, 2017**

**NOTE 7 – FLORIDA RETIREMENT SYSTEM** (Continued)

***Retiree Health Insurance Subsidy (HIS) Program***

**Plan Description**

The HIS Plan is a cost-sharing multiple-employer defined benefit pension plan established under Section 112.363, Florida Statutes, and may be amended by the Florida legislature at any time. The benefit is a monthly payment to assist retirees of State-administered retirement systems in paying their health insurance costs and is administered by the Florida Department of Management Services, Division of Retirement.

**Benefits Provided**

For the fiscal year ended September 30, 2017, eligible retirees and beneficiaries received a monthly HIS payment of \$5 for each year of creditable service completed at the time of retirement, with a minimum HIS payment of \$30 and a maximum HIS payment of \$150 per month. To be eligible to receive these benefits, a retiree under a State-administered retirement system must provide proof of health insurance coverage, which may include Medicare.

**Contributions**

The HIS Plan is funded by required contributions from FRS participating employers as set by the Florida Legislature. Employer contributions are a percentage of gross compensation for all active FRS members. For the fiscal year ended September 30, 2017, the HIS contribution was 1.66%. The Town contributed 100% of its statutorily required contributions for the current and preceding three years. HIS Plan contributions are deposited in a separate trust fund from which payments are authorized. HIS Plan benefits are not guaranteed and are subject to annual legislative appropriation. In the event legislative appropriation or available funds fail to provide full subsidy benefits to all participants, benefits may be reduced or cancelled.

The Town's contributions to the HIS Plan totaled \$23,976 for the fiscal year ended September 30, 2017.

**Pension Liabilities and Pension Expense**

At September 30, 2017, the Town reported a liability of \$472,822 for its proportionate share of the HIS Plan's net pension liability. The net pension liability was measured as of June 30, 2017, and the total pension liability used to calculate the net pension liability was determined by an actuarial valuation as of July 1, 2017.

**TOWN OF PALM BEACH SHORES, FLORIDA**  
**Notes to the Financial Statements**  
**September 30, 2017**

**NOTE 7 – FLORIDA RETIREMENT SYSTEM** (Continued)

***Retiree Health Insurance Subsidy (HIS) Program*** (Continued)

***Pension Liabilities and Pension Expense*** (Continued)

The Town's proportionate share of the net pension liability was based on the Town's 2016-17 plan year contributions relative to the 2016-17 plan year contributions of all participating members. At June 30, 2017, the Town's proportionate share was 0.004422016 percent, which was a decrease of 0.000240353percent from its proportionate share measured as of June 30, 2016.

For the fiscal year ended September 30, 2017, the Town recognized pension expense of \$31,103.

***Deferred Outflows and Inflows of Resources Related to Pensions***

In addition the Town reported deferred outflows of resources and deferred in flows of resources related to pensions from the following sources:

Description	Outflows of Resources	Inflows of Resources
Difference between expected and actual experience	\$	\$ 984
Change of assumptions	66,463	
Net difference between projected and actual earnings on Pension Plan investments	262	40,885
Change in proportion and differences between Town Pension Plan contributions and proportionate share of contributions	9,951	32,183
Pension Plan contributions subsequent to the measurement date	6,939	
Total	<u>\$ 83,615</u>	<u>\$ 74,052</u>

The deferred outflows of resources related to the HIS Plan, totaling \$6,939 resulting from Town contributions to the HIS Plan subsequent to the measurement date, will be recognized as a reduction of the net pension liability in the fiscal year ended September 30, 2017.



**TOWN OF PALM BEACH SHORES, FLORIDA**  
**Notes to the Financial Statements**  
**September 30, 2017**

**NOTE 7 – FLORIDA RETIREMENT SYSTEM** (Continued)

***Retiree Health Insurance Subsidy (HIS) Program*** (Continued)

***Deferred Outflows and Inflows of Resources Related to Pensions*** (Continued)

Other amounts reported as deferred outflows of resources and deferred inflows of resources related to the HIS Plan will be recognized in pension expense as follows:

Fiscal Year Ending September 30:	Amount
2018	\$ 2,888
2019	2,839
2020	2,815
2021	3,845
2022	256
Thereafter	(10,019)
	<u>\$ 2,624</u>

**Actuarial Assumptions**

The total pension liability in the July 1, 2017, actuarial valuation was determined using the following actuarial assumptions:

Valuation date	July 1, 2016
Measurement date	June 30, 2017
Inflation	2.60 %
Salary increases	3.25%, average, including inflation
Municipal bond rate	3.58%
Long-term expected rate of return	N/A
Mortality	Generational RP-2000 with Projection Scale BB
Actuarial cost method	Individual Entry Age

The actuarial assumptions used in the July 1, 2016, valuation were based on the results of an actuarial experience study for the period July 1, 2008 through June 30, 2013.

**Discount Rate**

The discount rate used to measure the total pension liability was 2.85%. In general, the discount rate for calculating the total pension liability is equal to the single rate equivalent to discounting at the long-term expected rate of return for benefit payments prior to the projected depletion date.

**TOWN OF PALM BEACH SHORES, FLORIDA**  
**Notes to the Financial Statements**  
**September 30, 2017**

**NOTE 7 – FLORIDA RETIREMENT SYSTEM** (Continued)

***Retiree Health Insurance Subsidy (HIS) Program*** (Continued)

**Discount Rate** (Continued)

Because the HIS benefit is essentially funded on a pay-as-you-go basis, the depletion date is considered to be immediate, and the single equivalent discount rate is equal to the municipal bond rate selected by the HIS Plan sponsor. The Bond Buyer General Obligation 20-Bond Municipal Bond Index was adopted as the applicable municipal bond index.

**Sensitivity of the Town's Proportionate Share of the Net Position Liability to Changes in the Discount Rate**

The following represents the Town's proportionate share of the net pension liability calculated using the discount rate of 3.58%, as well as what the Town's proportionate share of the net pension liability would be if it were calculated using a discount rate that is one percentage point lower (2.58%) or one percentage point higher (4.58%) than the current rate:

	1% Decrease (2.58%)	Discount Rate (3.58%)	1% Increase (4.58%)
Proportionate share of the net pension liability	\$ 539,553	\$ 472,822	\$ 417,239

**Pension Plan Fiduciary Net Position**

Detailed information regarding the HIS Plan's fiduciary net position is available in the separately issued FRS Pension Plan and Other State-Administered Systems Comprehensive Annual Financial Report.

**Payables to the Pension Plan**

At September 30, 2017, the Town had \$3,235 payable for outstanding contributions to the HIS Plan for the fiscal year ended September 30, 2017.

**TOWN OF PALM BEACH SHORES, FLORIDA**  
**Notes to the Financial Statements**  
**September 30, 2017**

**NOTE 7 – FLORIDA RETIREMENT SYSTEM** (Continued)

***Summary Data***

The following table provides a summary of significant information related to the Florida Retirement System defined benefit plans for the year ended September 30, 2017.

Description	Pension Plan	HIS Plan	Total
Proportionate share of total pension liability	\$ 11,521,623	\$ 480,707	\$ 12,002,330
Proportionate share of plan fiduciary net position	9,665,733	7,885	9,673,618
Proportionate share of net pension liability	1,855,890	472,822	2,328,712
Proportionate share of deferred outflows of resources	919,063	83,615	1,002,678
Proportionate share of deferred inflows of resources	220,309	74,052	294,361
Pension expense	276,906	31,103	308,009

***Investment Plan***

**Plan Description**

The Florida Retirement System Investment Plan is a defined contribution retirement plan qualified under Section 401(a) of the Internal Revenue Code. The Florida Legislature enacted the Plan during the 2000 legislative session, and amendments to the Plan can only be made by an act of the Florida Legislature. The Plan is administered by the State Board of Administration of Florida. The Investment Plan is reported in the SBA's annual financial statements and in the State of Florida Comprehensive Annual Financial Report.

As provided in Section 121.4501, Florida Statutes, eligible FRS members may elect to participate in the Investment Plan in lieu of the FRS defined benefit plan. Town employees participating in DROP are not eligible to participate in the Investment Plan. Employer and employee contributions, including amounts contributed to individual member's accounts, are defined by law, but the ultimate benefit depends in part on the performance of investment funds. Benefit terms, including contribution requirements, for the Investment Plan are established and may be amended by the Florida Legislature.

**TOWN OF PALM BEACH SHORES, FLORIDA**  
**Notes to the Financial Statements**  
**September 30, 2017**

**NOTE 7 – FLORIDA RETIREMENT SYSTEM** (Continued)

***Investment Plan*** (Continued)

**Funding Policy**

The Investment Plan is funded with the same employer and employee contribution rates that are based on salary and membership class (Regular Class, Elected Officers, etc.), as the defined benefit Pension Plan. Contributions are directed to individual member accounts, and the individual members allocate contributions and account balances among various approved investment choices. Costs of administering the Investment Plan, including the FRS Financial Guidance Program, are funded through an employer contribution of 0.04 percent of payroll and by forfeited benefits of plan members.

Participating employers are required to make contributions based upon statewide contributions rates. The contribution rates by job class for the Town's employees for the fiscal year ended September 30, 2017, are as follows:

Class	07/01/16 through 09/30/16	07/01/17 through 09/30/17
Regular Class	7.52%	7.92%
Senior Management Service Class	21.77%	22.71%
Special Risk Class	22.57%	23.27%
DROP	12.99%	13.26%

For all membership classes, employees are immediately vested in their own contributions and are vested after one year of service for employer contributions and investment earnings. If an accumulated benefit obligation for service credit originally earned under the Pension Plan is transferred to the Investment Plan, the member must have the years of service required for Pension Plan vesting (including the service credit represented by the transferred funds) to be vested for these funds and the earnings on the funds. Nonvested employer contributions are placed in a suspense account for up to five years. If the employee returns to FRS-covered employment within the five-year period, the employee will regain control over their account. If the employee does not return within the five-year period, the employee will forfeit the accumulated account balance. For the fiscal year ended September 30, 2017, the information for the amount of forfeitures was unavailable from the SBA; however, management believes that these amounts, if any, would be immaterial to the Town.

**TOWN OF PALM BEACH SHORES, FLORIDA**  
**Notes to the Financial Statements**  
**September 30, 2017**

**NOTE 7 – FLORIDA RETIREMENT SYSTEM** (Continued)

***Investment Plan*** (Continued)

After termination and applying to receive benefits, the member may rollover vested funds to another qualified plan, structure a periodic payment under the Investment Plan, receive a lump sum distribution, leave the funds invested for future distribution, or any combination of these options. Disability coverage is provided; the member may either transfer the account balance to the Pension Plan when approved for disability retirement to receive guaranteed lifetime monthly benefits under the Pension Plan or remain in the Investment Plan and rely upon that account balance for retirement income.

The Town's Investment Plan pension expense totaled \$54,310 for the fiscal year ended September 30, 2017, and as of the fiscal year end, the Town reported a payable in the amount of \$7,609 for outstanding contributions to the Investment Plan.

**NOTE 8 – OTHER POST EMPLOYMENT BENEFITS (OPEB)**

(GASB 45), Accounting and Financial Reporting by Employers for Postemployment Benefits Other Than Pensions, effective October 1, 2009. Retirees of the Town pay an amount equal to the actual premium for health insurance charged by the carrier, but there is an implied subsidy in the healthcare insurance premium for retirees because the premium charged for these retirees is less than they would pay on their own. This implied subsidy constitutes other postemployment benefits (OPEB) under GASB 45.

***Plan Description***

The Town provides a single employer defined benefit health care plan to all of its employees. The plan allows its employees and their beneficiaries, at their own cost, to continue to obtain health, dental and other insurance benefits upon retirement. The benefits of the plan are in accordance with Florida Statutes, which are the legal authority for the plan. The plan has no assets and does not issue a separate financial report.

***Funding Policy***

The Town does not directly make a contribution to the plan on behalf of retirees. Retirees and their beneficiaries pay the same age-adjusted group rates as are charged to the Town for active employees by its healthcare provider. However, the Town's actuaries, in their actuarial valuation, calculate an offset to the cost of these benefits as an Employer Contribution, based upon an implicit rate subsidy. This offset equals the total age-adjusted costs paid by the Town or its active employees for coverage of the retirees and their dependents for the year net of the retiree's own payments for the year.

**TOWN OF PALM BEACH SHORES, FLORIDA**  
**Notes to the Financial Statements**  
**September 30, 2017**

**NOTE 8 – OTHER POST EMPLOYMENT BENEFITS (OPEB)** (Continued)

***Annual OPEB Cost and Net OPEB Obligation***

The annual other postemployment benefit (OPEB) cost is calculated based on the annual required contribution of the employer, an amount actuarially determined in accordance with GASB Statement No. 45. The Town's actuaries performed a study of the Town's current employee data and expected retirement pattern, based on the results of the study, the Town has determined that the liability for the implicit rate subsidy is not material. Consequently, the Town has not reported any OPEB cost or net OPEB obligation in the financial statements.

**NOTE 9 – DEFICIT FUND BALANCE**

The non-major Underground Utility special revenue fund had a \$14,465 deficit fund balance, due to timing delays between the start of expenditures and the receipt of revenues.

**NOTE 10 – COMMITMENTS**

***Water Management Services***

On December 3, 2007, the Town entered into an agreement with Waste Management, Inc. of Florida (Waste Management) to collect and dispose of all solid waste, recyclable material, and vegetative waste. A new contract was awarded to Waste Management following the competitive bid process. The agreement was signed on September 26, 2017, effective on October 1, 2017 for a period of five years with two renewal options. Waste Management will continue to be paid monthly based on the new rate schedule in the contract and the actual number of customers/units. Charges from Waste Management for the year ended September 30, 2017, totaled \$167,865.

***Landscape Services***

On September 30, 2011, the Town entered into an agreement with Bass Property Maintenance, Inc. for lawn maintenance services. The agreement is for a period of five years beginning on October 1, 2011 and ending on September 30, 2017. On July 25, 2016, a new three year agreement was agreed to for \$47,950 a year that included additional services. Payments to Bass Property Maintenance, Inc. for the year ended September 30, 2017 totaled \$47,950.

**TOWN OF PALM BEACH SHORES, FLORIDA**  
**Notes to the Financial Statements**  
**September 30, 2017**

**NOTE 10 – COMMITMENTS** (Continued)

*Fire Services, EMS Services, and Emergency Transport Services*

On September 16, 2015, the Town entered into an agreement with the City of Riviera Beach for emergency medical and supplemental fire protection services with the City for the period beginning on October 1, 2015 and ending December 31, 2016. Under the agreement, the City will provide EMS, ALS and BLS transportation services as well as fire assistance upon request. The fee for EMS and emergency transport services will be \$382,170 for the fifteen-month period, payable in three installments. Payments to the City for the year ended September 30, 2017 totaled \$305,736.

On August 3, 2016, the Town entered into an agreement with the City of Riviera Beach for emergency medical and supplemental fire protection services with the City for the period beginning on January 1, 2017 and ending December 31, 2022. The fee for the services for the first year will be \$305,736 for the first year and will increase three percent per year.

**NOTE 11 – RISK MANAGEMENT**

The Town is exposed to various risks of loss related to torts; theft of, damage to and destruction of assets; errors and omissions; and natural disasters for which the Town carries commercial insurance.

The Town is also covered by Florida Statutes under the Doctrine of Sovereign Immunity which effectively limits the amount of liability of municipalities to individual claims of \$200,000/\$300,000 for all claims relating to the same accident. However, under certain circumstances, a plaintiff can seek to recover damages in excess of statutory limits by introducing a claims bill to the Florida Legislature. The limits addressed in Florida Statutes do not apply to claims filed in federal courts.

There have been no significant reductions in insurance coverage in the prior year. No settlements exceeded insurance coverage for the past three years.

**TOWN OF PALM BEACH SHORES, FLORIDA**  
**Notes to the Financial Statements**  
**September 30, 2017**

**NOTE 12 – RECENT ACCOUNTING PRONOUNCEMENTS**

A brief description of the new accounting pronouncement that might have a significant impact on the Town's financial statements is presented below. Management is currently evaluating the impact of adoption of this statement in the Town's financial statements.

In June 2015 the GASB issued Statement No. 75, Accounting and Financial Reporting for Postemployment Benefits Other Than Pensions. This Statement improves accounting and financial reporting by state and local governments for postemployment benefits other than pensions. It also improves information provided by state and local governmental employers about financial support for OPEB that is provided by other entities. This Statement is effective for the fiscal year ending September 30, 2018.

In May 2017 the GASB issued Statement No. 87, Leases. This Statement will increase the usefulness of governments' financial statements by requiring recognition of certain lease assets and liabilities for leases that previously were classified as operating leases and recognized as inflows of resources or outflows of resources based on the payment provisions of the contract. It establishes a single model for lease accounting that is based on the foundational principle that leases are financings of the right to use an underlying asset. This Statement is effective for the fiscal year ending September 30, 2021.



**TOWN OF PALM BEACH SHORES, FLORIDA**  
**Required Supplemental Information**  
**Schedule of Revenues, Expenditures and Changes in Fund Balance-Budget and Actual**  
**General Fund**  
**For the Fiscal Year Ended September 30, 2017**

	General Fund			Variance With
	Original	Final Revised		Final Budget
	Adopted Budget	Budget	Actual	Positive (Negative)
<b>Revenues</b>				
Taxes	\$ 3,758,931	\$ 3,758,931	\$ 3,910,343	\$ 151,412
Special assessments and impact fees			1,633	1,633
Licenses and permits	105,700	105,700	171,839	66,139
Intergovernmental	174,807	174,807	224,423	49,616
Fines and forfeitures	9,050	9,050	18,235	9,185
Charges for services	111,800	111,800	97,731	(14,069)
Interest	9,000	9,000	12,711	3,711
Contributions		62,500	263,436	200,936
Miscellaneous	15,000	15,000	17,669	2,669
Total revenues	<u>4,184,288</u>	<u>4,246,788</u>	<u>4,718,020</u>	<u>471,232</u>
<b>Expenditures</b>				
Current				
General government	963,018	939,991	934,360	5,631
Public safety	2,552,947	2,632,163	2,587,376	44,787
Physical environment	231,596	219,703	216,264	3,439
Culture and recreation	255,191	241,841	238,301	3,540
Debt service				
Principal			6,064	(6,064)
Interest				
Capital outlay	364,276	580,458	438,270	142,188
Contingency	85,260			
Total expenditures	<u>4,452,288</u>	<u>4,614,156</u>	<u>4,420,635</u>	<u>193,521</u>
Excess (deficiency) of revenues over (under) expenditures	(268,000)	(367,368)	297,385	664,753
Other financing sources				
Debt proceeds		90,406	89,660	(746)
Net change in fund balance	<u>\$ (268,000)</u>	<u>\$ (276,962)</u>	387,045	<u>\$ 664,007</u>
Fund balance, beginning of year			<u>1,797,587</u>	
Fund balance, end of year			<u>\$ 2,184,632</u>	

**TOWN OF PALM BEACH SHORES, FLORIDA**  
**Notes to the Budgetary**  
**Required Supplementary Information (RSI)**  
**General Fund**  
**September 30, 2017**

**Note 1 - Basis of Accounting**

Generally accepted accounting principles (GAAP) serve as the budgetary basis of accounting.

**Note 2 - Stewardship, Compliance, and Accountability**

The following department had an excess of expenditures over appropriations.

Building	\$ 9,285
----------	----------

**TOWN OF PALM BEACH SHORES, FLORIDA**  
**Required Supplemental Information**  
**Schedule of Employer Contributions**  
**Florida Retirement System - Pension Plan**

**Last Ten Fiscal Years**

	<u>2014</u>	<u>2015</u>	<u>2016</u>	<u>2017</u>
Contractually required FRS contribution	\$ 115,190	\$ 131,785	\$ 153,471	\$ 148,444
FRS contributions in relation to the contractually required contribution	<u>(115,190)</u>	<u>(131,785)</u>	<u>(153,471)</u>	<u>(148,444)</u>
FRS contribution deficiency (excess)	<u>\$</u>	<u>\$</u>	<u>\$</u>	<u>\$</u>
Town's covered payroll	\$ 928,290	\$ 960,255	\$ 1,091,487	\$ 1,023,623
FRS contributions as a percentage of covered payroll	12.41%	13.72%	14.06%	14.50%

This schedule is intended to present data for 10 years. For years prior to 2014, data is unavailable. Additional years will be presented as they become available.

**TOWN OF PALM BEACH SHORES, FLORIDA**  
**Required Supplemental Information**  
**Schedule of Proportionate Share of Net Pension Liability**  
**Florida Retirement System - Pension Plan**

**Last Ten Fiscal Years**

	<u>2014</u>	<u>2015</u>	<u>2016</u>	<u>2017</u>
Proportion of the FRS net pension liability	0.0630379%	0.0061481%	0.0063720%	0.0062743%
Proportionate share of the FRS net pension liability	\$ 375,750	\$ 794,104	\$ 1,751,648	\$ 1,855,890
Town's covered payroll	\$ 978,876	\$ 931,550	\$ 1,045,091	\$ 992,549
Town's proportionate share of the FRS net pension liability as a percentage of covered payroll	38.39%	85.25%	167.61%	186.98%
FRS Plan fiduciary net position as a percentage of the total pension liability	96.09%	92.00%	84.88%	83.89%

NOTE: The above amounts are as of the plan fiscal year, which ends on June 30.

**Assumption Changes**

The discount rate decreased from 7.65% in 2015 to 7.60% in 2016.

This schedule is intended to present data for 10 years. For years prior to 2014, data is unavailable. Additional years will be presented as they become available. The amounts presented for each fiscal year were determined as of the June 30 measurement date. The Plan's fiduciary net position as a percentage of the total pension liability is published in the Plan's Comprehensive Annual Financial Report.

**TOWN OF PALM BEACH SHORES, FLORIDA**  
**Required Supplemental Information**  
**Schedule of Employer Contributions**  
**Florida Retirement System**  
**Retiree Health Insurance Subsidy Program**

**Last Ten Fiscal Years**

<b>Retiree Health Insurance Subsidy Program</b>	<u>2014</u>	<u>2015</u>	<u>2016</u>	<u>2017</u>
Contractually required HIS contribution	\$ 16,079	\$ 19,011	\$ 24,557	\$ 23,976
HIS contributions in relation to the contractually required contribution	<u>(16,079)</u>	<u>(19,011)</u>	<u>(24,557)</u>	<u>(23,976)</u>
HIS contribution deficiency (excess)	<u>\$</u>	<u>\$</u>	<u>\$</u>	<u>\$</u>
Town's covered payroll	\$ 1,323,913	\$ 1,404,948	\$ 1,479,321	\$ 1,444,317
HIS contributions as a percentage of covered payroll	1.21%	1.35%	1.66%	1.66%

This schedule is intended to present data for 10 years. For years prior to 2014, data is unavailable. Additional years will be presented as they become available.

**TOWN OF PALM BEACH SHORES, FLORIDA**  
**Required Supplemental Information**  
**Schedule of Proportionate Share of Net Pension Liability**  
**Florida Retirement System**  
**Retiree Health Insurance Subsidy Program**

**Last Ten Fiscal Years**

	<u>2014</u>	<u>2015</u>	<u>2016</u>	<u>2017</u>
Proportion of the HIS net pension liability	0.0061481%	0.0045808%	0.0046624%	0.0044220%
Proportionate share of the HIS net pension liability	\$ 420,456	\$ 467,166	\$ 543,380	\$ 472,872
Town's covered payroll	\$ 1,322,564	\$ 1,397,393	\$ 1,428,352	\$ 1,404,567
Town's proportionate share of the HIS net pension liability as a percentage of it covered payroll	31.79%	33.43%	38.04%	33.67%
HIS Plan fiduciary net position as a percentage of the total pension liability	0.99%	0.50%	0.97%	1.64%

NOTE: The above amounts are as of the plan fiscal year, which ends on June 30.

**Assumption Changes**

The discount rate decreased from 4.29% in 2014 to 3.80% in 2015.

The discount rate decreased to 2.85% in 2016.

This schedule is intended to present data for 10 years. For years prior to 2014, data is unavailable. Additional years will be presented as they become available. The amounts presented for each fiscal year were determined as of the June 30 measurement date. The Plan's fiduciary net position as a percentage of the total pension liability is published in the Plan's Comprehensive Annual Financial Report.

**TOWN OF PALM BEACH SHORES, FLORIDA**  
**Schedule of Departmental Revenues - Budget to Actual**  
**General Fund**  
**For the Fiscal Year Ended September 30, 2017**

	Final Budget	Actual	Variance With Final Budget Positive (Negative)
<b>Taxes</b>			
Ad valorem taxes	\$ 3,328,700	\$ 3,369,775	\$ 41,075
Franchise fees and utility taxes	430,231	540,568	110,337
Total taxes	3,758,931	3,910,343	151,412
<b>Special assessments</b>		1,633	1,633
<b>Licenses and permits</b>			
Special permits	2,200	2,459	259
Business tax receipts	16,000	17,223	1,223
Building permits	87,500	146,863	59,363
Development fees		5,294	5,294
Total licenses and permits	105,700	171,839	66,139
<b>Intergovernmental revenues</b>			
Half-cent sales tax	93,541	90,191	(3,350)
Infrastructure sur-tax		49,955	49,955
Local option gas tax	40,610	41,576	966
State revenue sharing	29,792	29,786	(6)
Alcoholic beverage licenses	3,964	3,328	(636)
Recycling revenue sharing	1,300	2,926	1,626
County occupational licenses	5,500	6,476	976
Grants			
Other intergovernmental revenues	100	185	85
Total intergovernmental revenues	174,807	224,423	49,616
<b>Fines and forfeitures</b>			
Fines and forfeitures	9,000	18,144	9,144
Police education	50	91	41
Total fines and forfeitures	9,050	18,235	9,185
<b>Charges for services</b>			
Sewer service	55,000	54,328	(672)
Beach parking	9,000	11,274	2,274
Community center rental	41,000	23,356	(17,644)
Special duty police services	5,000	923	(4,077)
Miscellaneous services	1,800	7,850	6,050
Total charges for services	111,800	97,731	(14,069)
<b>Interest</b>	9,000	12,711	3,711
<b>Contributions from private sources</b>	62,500	263,436	200,936
<b>Miscellaneous</b>			
Sale of surplus property		5,149	5,149
Insurance reimbursement			
Other	15,000	12,520	(2,480)
Total miscellaneous	15,000	17,669	2,669
Total revenues	4,246,788	4,718,020	471,232
<b>Other financing sources</b>			
Proceeds from capital leases	90,406	89,660	(746)
Appropriated fund balance	276,962		(276,962)
Total revenues and other financing sources	\$ 4,614,156	\$ 4,807,680	\$ 193,524

**TOWN OF PALM BEACH SHORES, FLORIDA**  
**Schedule of Departmental Expenditures - Budget to Actual**  
**Fiscal General Fund**  
**For the Fiscal Year Ended September 30, 2017**

	Final Budget	Actual	Variance With Final Budget Positive (Negative)
Expenditures			
General government			
Legislative			
Operating expenses	\$ 34,680	\$ 30,542	\$ 4,138
Finance and administrative			
Personal services	284,374	278,978	5,396
Operating expenses	91,990	97,065	(5,075)
Total finance and administrative	376,364	376,043	321
Legal counsel			
Operating expenses	154,754	154,752	2
Public works			
Personal services	222,957	219,031	3,926
Operating expenses	36,236	40,160	(3,924)
Total public works	259,193	259,191	2
Risk management			
Operating expenses	115,000	113,832	1,168
Total general government	939,991	934,360	5,631
Public safety			
Police			
Personal services	1,157,006	1,122,258	34,748
Operating expenses	190,854	198,972	(8,118)
Total police	1,347,860	1,321,230	26,630
911 dispatch			
Personal services	350,772	350,744	28
Operating expenses	7,223	6,446	777
Total 911 dispatch	357,995	357,190	805
Fire			
Personal services	204,287	208,474	(4,187)
Operating expenses	96,625	72,362	24,263
Total fire	300,912	280,836	20,076
Emergency medical services			
Operating	305,740	305,736	4

(Continued)



**TOWN OF PALM BEACH SHORES, FLORIDA**  
**Schedule of Departmental Expenditures - Budget to Actual**  
**General Fund**  
**For the Fiscal Year Ended September 30, 2017**

	Final Budget	Actual	Variance With Final Budget Positive (Negative)
Public safety (continued)			
Emergency disaster			
Personal services	\$ 26,647	\$ 26,646	\$ 1
Operating expenses	138,769	132,213	6,556
Total emergency disaster	165,416	158,859	6,557
Building department			
Operating expenses	154,240	163,525	(9,285)
Total public safety	2,632,163	2,587,376	44,787
Physical environment			
Garbage/solid waste disposal			
Operating expenses	178,196	177,411	785
Lift station sewer service			
Operating	16,304	16,302	2
Streets/storm sewers			
Operating	25,203	22,551	2,652
Total physical environment	219,703	216,264	3,439
Cultural/recreation			
Parks/parkway			
Operating expenses	104,150	103,015	1,135
Beach facilities			
Personal services	82,541	80,945	1,596
Operating expenses	15,500	17,095	(1,595)
Total beach facilities	98,041	98,040	1
Community center			
Operating expenses	39,650	37,246	2,404
Total cultural/recreation	241,841	238,301	3,540
Capital Outlay	580,458	438,270	142,188
Debt Service		6,064	(6,064)
Total expenditures	\$ 4,614,156	\$ 4,420,635	\$ 193,521



## NOWLEN, HOLT & MINER, P.A.

CERTIFIED PUBLIC ACCOUNTANTS

WEST PALM BEACH OFFICE  
NORTHBRIDGE CENTRE  
515 N. FLAGLER DRIVE, SUITE 1700  
POST OFFICE BOX 347  
WEST PALM BEACH, FLORIDA 33402-0347  
TELEPHONE (561) 659-3060  
FAX (561) 835-0628  
[WWW.NHMCPA.COM](http://WWW.NHMCPA.COM)

### INDEPENDENT AUDITOR'S REPORT ON INTERNAL CONTROL OVER FINANCIAL REPORTING AND ON COMPLIANCE AND OTHER MATTERS BASED ON AN AUDIT OF FINANCIAL STATEMENTS PERFORMED IN ACCORDANCE WITH *GOVERNMENT* *AUDITING STANDARDS*

EVERETT B. NOWLEN (1930-1984), CPA  
EDWARD T. HOLT, CPA  
WILLIAM B. MINER, RETIRED  
ROBERT W. HENDRIX, JR., CPA  
JANET R. BARICEVICH, RETIRED, CPA  
TERRY L. MORTON, JR., CPA  
N. RONALD BENNETT, CVA, ABV, CFF, CPA  
ALEXIA G. VARGA, CFE, CPA  
EDWARD T. HOLT, JR., PFS, CPA  
BRIAN J. BRESCIA, CFP®, CPA

MARK J. BYMASTER, CFE, CPA  
RYAN M. SHORE, CFP®, CPA  
WEI PAN, CPA  
WILLIAM C. KISKER, CPA  
RICHARD E. BOTTS, CPA

BELLE GLADE OFFICE  
333 S.E. 2nd STREET  
POST OFFICE BOX 338  
BELLE GLADE, FLORIDA 33430-0338  
TELEPHONE (561) 996-5612  
FAX (561) 996-6248

The Honorable Mayor and Members of the Town Commission  
Town of Palm Beach Shores, Florida

We have audited, in accordance with auditing standards generally accepted in the United States of America and the standards applicable to financial audits contained in *Government Auditing Standards*, issued by the Comptroller General of the United States, the financial statements of the governmental activities, each major fund, and the aggregate remaining fund information of the Town of Palm Beach Shores, Florida, as of and for the year ended September 30, 2017, and the related notes to the financial statements, which collectively comprise the Town of Palm Beach Shores, Florida's basic financial statements, and have issued our report thereon dated May 31, 2018.

#### Internal Control Over Financial Reporting

In planning and performing our audit of the financial statements, we considered the Town of Palm Beach Shores, Florida's, internal control over financial reporting (internal control) to determine the audit procedures that are appropriate in the circumstances for the purpose of expressing our opinions on the financial statements, but not for the purpose of expressing an opinion on the effectiveness of the Town of Palm Beach Shores, Florida's internal control. Accordingly, we do not express an opinion on the effectiveness of the Town of Palm Beach Shores, Florida's internal control.

A *deficiency in internal control* exists when the design or operation of a control does not allow management or employees, in the normal course of performing their assigned functions, to prevent, or detect and correct misstatements on a timely basis. A *material weakness* is a deficiency, or a combination of deficiencies, in internal control such that there is a reasonable possibility that a material misstatement of the entity's financial statements will not be prevented, or detected and corrected on a timely basis. A significant deficiency is a deficiency, or a combination of deficiencies, in internal control that is less severe than a material weakness, yet important enough to merit attention by those charged with governance.

Our consideration of internal control was for the limited purpose described in the first paragraph of this section and was not designed to identify all deficiencies in internal control that might be material weaknesses or, significant deficiencies. Given these limitations, during our audit we did not identify any deficiencies in internal control that we consider to be material weaknesses. However, material weaknesses may exist that have not been identified.

### **Compliance and Other Matters**

As part of obtaining reasonable assurance about whether the Town of Palm Beach Shores, Florida's financial statements are free of material misstatement, we performed tests of its compliance with certain provisions of laws, regulations, contracts and grant agreements, noncompliance with which could have a direct and material effect on the determination of financial statement amounts. However, providing an opinion on compliance with those provisions was not an objective of our audit, and accordingly, we do not express such an opinion. The results of our tests disclosed no instances of noncompliance or other matters that are required to be reported under *Government Auditing Standards*.

### **Purpose of this Report**

The purpose of this report is solely to describe the scope of our testing of internal control and compliance and the results of that testing, and not to provide an opinion on the effectiveness of the entity's internal control or on compliance. This report is an integral part of an audit performed in accordance with *Government Auditing Standards* in considering the entity's internal control and compliance. Accordingly, this communication is not suitable for any other purpose.

*Nowlen, Holt & Miner, P.A.*

West Palm Beach, Florida  
May 31, 2018





## NOWLEN, HOLT & MINER, P.A.

CERTIFIED PUBLIC ACCOUNTANTS

WEST PALM BEACH OFFICE  
NORTHBRIDGE CENTRE  
515 N. FLAGLER DRIVE, SUITE 1700  
POST OFFICE BOX 347  
WEST PALM BEACH, FLORIDA 33402-0347  
TELEPHONE (561) 659-3060  
FAX (561) 835-0628  
WWW.NHMCPA.COM

EVERETT B. NOWLEN (1930-1984), CPA  
EDWARD T. HOLT, CPA  
WILLIAM B. MINER, RETIRED  
ROBERT W. HENDRIX, JR., CPA  
JANET R. BARICEVICH, RETIRED, CPA  
TERRY L. MORTON, JR., CPA  
N. RONALD BENNETT, CVA, ABV, CFF, CPA  
ALEXIA G. VARGA, CFE, CPA  
EDWARD T. HOLT, JR., PFS, CPA  
BRIAN J. BRESCIA, CFP®, CPA

MARK J. BYMASTER, CFE, CPA  
RYAN M. SHORE, CFP®, CPA  
WEI PAN, CPA  
WILLIAM C. KISKER, CPA  
RICHARD E. BOTTS, CPA

### MANAGEMENT LETTER IN ACCORDANCE WITH THE RULES OF THE AUDITOR GENERAL OF THE STATE OF FLORIDA

BELLE GLADE OFFICE  
333 S.E. 2nd STREET  
POST OFFICE BOX 338  
BELLE GLADE, FLORIDA 33430-0338  
TELEPHONE (561) 996-5612  
FAX (561) 996-6248

The Honorable Mayor and Members of the Town Commission  
Town of Palm Beach Shores

#### Report on the Financial Statements

We have audited the basic financial statements of the Town of Palm Beach Shores, Florida, as of and for the fiscal year ended September 30, 2017, and have issued our report thereon dated May 31, 2018.

#### Auditor's Responsibility

We conducted our audit in accordance with auditing standards generally accepted in the United States of America, the standards applicable to financial audits contained in *Government Auditing Standards* issued by the Comptroller General of the United States, and Chapter 10.550, Rules of the Auditor General.

#### Other Reporting Requirements

We have issued our Independent Auditor's Report on Internal Control over Financial Reporting and Compliance and Other Matters Based on an Audit of the Financial Statements Performed in Accordance with *Government Auditing Standards* and Independent Accountant's Report on an examination conducted in accordance with *AICPA Proessional Standards*, AT-C Section 315, regarding compliance requirements in accordance with Chapter 10.550, Rules of the Auditor General. Disclosures in those reports, which are dated May 31, 2018, should be considered in conjunction with this management letter.

#### Prior Audit Findings

Section 10.554(1)(i)1., Rules of the Auditor General, requires that we determine whether or not corrective actions have been taken to address findings and recommendations made in the preceding annual financial audit report. Corrective actions have been taken to address findings and recommendations made in the preceding annual financial audit report.

## **Official Title and Legal Authority**

Section 10.554(1)(i)4., Rules of the Auditor General, requires that the name or official title and legal authority for the primary government and each component unit of the reporting entity be disclosed in this Management Letter, unless disclosed in the notes to the financial statements. This information is disclosed in Note 1 to the financial statements.

## **Financial Condition and Management**

Section 10.554(1)(i)5.a. and 10.556(7), Rules of the Auditor General, require us to apply appropriate procedures and communicate the results of our determination as to whether or not the Town of Palm Beach Shores, Florida has met one or more of the conditions described in Section 218.503(1), Florida Statutes, and identification of the specific condition(s) met. In connection with our audit, we determined that the Town of Palm Beach Shores, Florida did not meet any of the conditions described in Section 218.503(1), Florida Statutes, during the fiscal year ended September 30, 2017.

Pursuant to Sections 10.554(1)(i)5.c. and 10.556(8), Rules of the Auditor General, we applied financial condition assessment procedures. It is management's responsibility to monitor the Town of Palm Beach Shores, Florida's financial condition, and our financial condition assessment was based in part on representations made by management and the review of financial information provided by same. Our assessment was done as of the fiscal year end. The results of our procedures did not disclose any matters that are required to be reported.

Section 10.554(1)(i)2., Rules of the Auditor General, requires that we address in the Management Letter any recommendations to improve financial management. In connection with our audit, we have the following recommendation.

### Finding 2017-1: Expenditures in Excess of Appropriations

*Condition:* As indicated in Note 1 to the Schedule of Revenues, Expenditures and Changes in Fund Balance – Budget and Actual, the General Fund had one department with expenditures in excess of appropriations.

*Criteria:* Florida Statutes prohibit expenditures in excess of appropriations.

*Effect:* Noncompliance with budgetary requirements.

*Recommendation:* We recommend that management review monthly budget to actual comparisons and propose budget amendments as necessary.

*Management Response:* This was an isolated incident. There was a billing error by a vendor in February that was not resolved until December, after the final budget amendment. Internal procedures do include the monthly comparison of budget to actual.

## **Annual Financial Report**

Section 10.554(1)(i)5.b. and 10.556(7), Rules of the Auditor General, require that us to apply appropriate procedures and communicate the results of our determination as to whether the annual financial report for the Town of Palm Beach Shores, Florida for the fiscal year ended September 30, 2017, filed with the Florida Department of Financial Services pursuant to Section 218.32(1)(a), Florida Statutes, is in agreement with the annual financial audit report for the fiscal year ended September 30, 2017. In connection with our audit, we determined that these two reports were in agreement.

## **Special District Component Units**

Section 10.554(1)(i)5.d., Rules of the Auditor General, requires that we determine whether or not a special district that is a component unit of a county, municipality, or special district, provided the financial information necessary for proper reporting of the component unit, within the audited financial statements of the county, municipality, or special district in accordance with Section 218.39(3)(b), Florida Statutes.

Based on the application of criteria in publications cited in Section 10.553, Rules of the Auditor General, there are no special district component units of the Town of Palm Beach Shores, Florida.

## **Additional Matters**

Section 10.554(1)(i)3., Rules of the Auditor General, requires that we address noncompliance with provisions of contracts or grant agreements, or abuse, that have occurred, or are likely to have occurred, that have an effect on the financial statements that is less than material but which warrants the attention of those charged with governance. In connection with our audit, we did not have any such findings.

## **Purpose of this Letter**

Our management letter is intended solely for the information and use of the Legislative Auditing Committee, members of the Florida Senate and the Florida House of Representatives, the Florida Auditor General, The Honorable Mayor and Members of the Town Commission, and applicable management, and is not intended to be and should not be used by anyone other than these specified parties.

*Rowlen, Holt & Mims, P.A.*

West Palm Beach, Florida  
May 31, 2018





## NOWLEN, HOLT & MINER, P.A.

CERTIFIED PUBLIC ACCOUNTANTS

WEST PALM BEACH OFFICE  
NORTHBRIDGE CENTRE  
515 N. FLAGLER DRIVE, SUITE 1700  
POST OFFICE BOX 347  
WEST PALM BEACH, FLORIDA 33402-0347  
TELEPHONE (561) 659-3060  
FAX (561) 835-0628  
WWW.NHMCPA.COM

EVERETT B. NOWLEN (1930-1984), CPA  
EDWARD T. HOLT, CPA  
WILLIAM B. MINER, RETIRED  
ROBERT W. HENDRIX, JR., CPA  
JANET R. BARICEVICH, RETIRED, CPA  
TERRY L. MORTON, JR., CPA  
N. RONALD BENNETT, CVA, ABV, CFF, CPA  
ALEXIA G. VARGA, CFE, CPA  
EDWARD T. HOLT, JR., PFS, CPA  
BRIAN J. BRESCHIA, CFP®, CPA

MARK J. BYMASTER, CFE, CPA  
RYAN M. SHORE, CFP®, CPA  
WEI PAN, CPA  
WILLIAM C. KISKER, CPA  
RICHARD E. BOTTS, CPA

### INDEPENDENT ACCOUNTANT'S REPORT

The Honorable Mayor and Members of the Town Commission  
Town of Palm Beach Shores, Florida

BELLE GLADE OFFICE  
333 S.E. 2nd STREET  
POST OFFICE BOX 338  
BELLE GLADE, FLORIDA 33430-0338  
TELEPHONE (561) 996-5612  
FAX (561) 996-6248

We have examined the Town of Palm Beach Shores, Florida's compliance with Section 218.415, Florida Statutes during the year ended September 30, 2017. Management of the Town of Palm Beach Shores, Florida is responsible for the Town's compliance with the specified requirements. Our responsibility is to express an opinion on the Town of Palm Beach Shores, Florida's compliance with the specified requirements based on our examination.

Our examination was conducted in accordance with attestation standards established by the American Institute of Certified Public Accountants. Those standards require that we plan and perform the examination to obtain reasonable assurance about whether the Town of Palm Beach Shores, Florida complied, in all material respects, with the specified requirements referenced above. An examination involves performing procedures to obtain evidence about whether the Town of Palm Beach Shores, Florida complied with the specified requirements. The nature, timing, and extent of the procedures selected depend on our judgement, including an assessment of the risk of material noncompliance, whether due to fraud or error. We believe that the evidence we obtained is sufficient and appropriate to provide a reasonable basis for our opinion.

Our examination does not provide a legal determination on the Town of Palm Beach Shores, Florida's compliance with the specified requirements.

In our opinion, the Town of Palm Beach Shores, Florida complied, in all material respects, with Section 218.415, Florida Statutes for the year ended September 30, 2017.

This report is intended solely for the information and use of the Legislative Auditing Committee, members of the Florida Senate and Florida House of Representatives, the Florida Auditor General, applicable management, and the Honorable Mayor and Members of the Town Commission and is not intended to be and should not be used by anyone other than these specified parties.

*Nowlen, Holt & Miner, P.A.*

West Palm Beach, Florida  
May 31, 2018

**TOWN OF PALM BEACH SHORES  
MONTHLY FINANCIAL REPORT**

Item 6a2  
June 18, 2018

	CASH & INVESTMENTS	REVENUE			
		BUDGET	CURRENT	YEAR TO DATE	% OF BUDGET
9/30/2017	\$ 2,233,055	\$ 4,614,156	\$ 168,246	\$ 4,800,372	104%
10/31/2017	\$ 1,980,228	\$ 4,718,030	\$ 40,079	\$ 40,079	1%
11/30/2017	\$ 2,153,456	\$ 4,970,746	\$ 538,559	\$ 578,638	12%
12/31/2017	\$ 4,476,734	\$ 4,970,746	\$ 2,793,881	\$ 3,372,519	68%
1/31/2018	\$ 4,359,832	\$ 4,970,746	\$ 177,971	\$ 3,550,490	71%
2/28/2018	\$ 4,209,790	\$ 4,970,746	\$ 178,689	\$ 3,729,179	75%
3/31/2018	\$ 3,684,912	\$ 4,970,746	\$ 183,457	\$ 3,912,636	79%
4/30/2018	\$ 3,653,693	\$ 4,970,746	\$ 291,289	\$ 4,203,925	85%
<b>5/31/2018</b>	<b>\$ 3,553,213</b>	<b>\$ 4,970,746</b>	<b>\$ 172,946</b>	<b>\$ 4,376,871</b>	<b>88%</b>
5/31/2017	\$ 3,071,848	\$ 4,551,656	\$ 265,815	\$ 4,023,862	88%
6/30/2018					
7/31/2018					
8/31/2018					
9/30/2018					

	EXPENDITURES					
	BUDGET	DISBURSEMENTS	ACCRUALS	CURRENT EXP	YEAR TO DATE	% OF BUDGET
9/30/2017	\$ 4,614,156	\$ 323,183	\$ 306,002	\$ 629,185	\$ 4,436,899	96%
10/31/2017	\$ 4,718,030	\$ 431,703	\$ (155,841)	\$ 275,861	\$ 275,861	6%
11/30/2017	\$ 4,970,746	\$ 363,352	\$ 110,787	\$ 474,139	\$ 750,000	15%
12/31/2017	\$ 4,970,746	\$ 477,938	\$ (75,127)	\$ 402,811	\$ 1,152,811	23%
1/31/2018	\$ 4,970,746	\$ 348,115	\$ 24,220	\$ 372,335	\$ 1,525,146	31%
2/28/2018	\$ 4,970,746	\$ 329,223	\$ (54,585)	\$ 274,638	\$ 1,799,784	36%
3/31/2018	\$ 4,970,746	\$ 670,416	\$ (76,909)	\$ 593,507	\$ 2,393,291	48%
4/30/2018	\$ 4,970,746	\$ 293,098	\$ 40,803	\$ 333,902	\$ 2,727,193	55%
<b>5/31/2018</b>	<b>\$ 4,970,746</b>	<b>\$ 203,046</b>	<b>\$ 101,334</b>	<b>\$ 304,381</b>	<b>\$ 3,117,220</b>	<b>63%</b>
5/31/2017	\$ 4,551,656	\$ 281,939	\$ 121,920	\$ 403,859	\$ 2,762,535	61%
6/30/2018						
7/31/2018						
8/31/2018						
9/30/2018						

*Budget Amendment #1 was adopted by the Town Commission on November 20, 2017.*



**Town of Palm Beach Shores**  
**Budget Summary Report**  
**May 2018**

				May Benchmark		66.7%	
	BUDGET		YTD		Favorable(Unfav)		%
<b>REVENUE</b>							
Revenue (without appr'd F/B)	\$ 4,656,277.00		\$ 4,376,871.10		\$ (279,405.90)		94.0%
Appropriated Fund Balance	314,469.00		-		(314,469.00)		
<b>TOTAL REVENUE</b>	<b>\$ 4,970,746.00</b>		<b>\$ 4,376,871.10</b>		<b>\$ (593,874.90)</b>		<b>88.1%</b>
<b>EXPENDITURES BY DEPARTMENT</b>							
		% of total		% of total			
Administration	\$ 389,232.00	8%	\$ 254,525.57	8%	\$ 134,706.43		65.4%
Legal	100,000.00	2%	63,512.97	2%	36,487.03		63.5%
Public Works	269,454.00	6%	189,726.65	6%	79,727.35		70.4%
Police	1,389,340.00	28%	918,528.74	30%	470,811.26		66.1%
Fire	674,591.00	14%	333,554.32	11%	341,036.68		49.4%
Building	171,050.00	4%	115,985.94	4%	55,064.06		67.8%
Emergency Disaster	-	0%	120,443.35	4%	(120,443.35)		0.0%
Solid Waste	198,000.00	4%	113,439.44	4%	84,560.56		57.3%
911 Dispatch	377,597.00	8%	255,329.13	8%	122,267.87		67.6%
Legislative	35,560.00	1%	11,375.47	0%	24,184.53		32.0%
Streets/Storm Sewers	23,025.00	0%	7,279.62	0%	15,745.38		31.6%
Parks	115,650.00	2%	65,094.54	2%	50,555.46		56.3%
Beach	92,941.00	2%	60,423.53	2%	32,517.47		65.0%
Lift Stations/Sewer Service	17,975.00	0%	11,287.01	0%	6,687.99		62.8%
Contingencies	85,000.00	2%	-	0%	85,000.00		0.0%
Emergency Medical Services	312,615.00	6%	207,645.70	7%	104,969.30		66.4%
Community Center	60,600.00	1%	27,900.72	1%	32,699.28		46.0%
Risk Management	115,000.00	2%	82,339.00	3%	32,661.00		71.6%
Capital	457,470.00	9%	193,181.89	6%	264,288.11		42.2%
<b>TOTAL EXPENDITURES</b>	<b>\$ 4,885,100.00</b>		<b>\$ 3,031,573.59</b>		<b>\$ 1,853,526.41</b>		<b>62.1%</b>
<b>Transfer to UU Fund</b>	<b>\$ 85,646.00</b>		<b>\$ 85,646.00</b>		<b>\$ -</b>		
<b>REVENUE OVER (UNDER)</b>							
<b>EXPENDITURES</b>	<b>\$ -</b>		<b>\$ 1,259,651.51</b>		<b>\$ (2,447,401.31)</b>		

Explanation of Variances

Public Works - Increase in director's compensation for added certifications and responsibilities.

Building - Due to and offset by increased permit activity, both revenue and costs are running high.

Emergency Disaster - Costs associated with repair of damage caused by Hurricane Irma.

Dispatch - Timing of transactions: small equipment- laptop and replace printer/scanner/fax

Risk Management - 3 of 4 quarterly payments have been made on the main insurance policy (~75%)

**Town of Palm Beach Shores**  
**Discretionary Sales Tax PBC**

---

Accumulated (unspent) Discretionary Sales Tax as of 9/30/17	\$ 49,955.01
---	--------------

---

Current Year Receipts:

Date of Receipt	Period	
11/9/2017	3Q adjustment	\$ 1,889.90
11/27/2017	October	\$ 5,343.00
12/27/2017	November	\$ 6,014.37
1/29/2018	December	\$ 6,486.66
2/8/2018	4Q adjustment	\$ 2,056.88
2/27/2018	January	\$ 7,640.03
3/27/2018	February	\$ 6,477.08
4/30/2018	March	\$ 6,468.77
5/11/2018	1Q adjustment	\$ 2,218.29
5/25/2018	April	\$ 7,166.76

---

Total current year receipts	\$ 51,761.74
-----------------------------	--------------

---

---

Accumulated (unspent) Discretionary Sales Tax as of 5/31/18	\$ 101,716.75
---	---------------

---

**Town of Palm Beach Shores**  
**Underground Utilities**  
as of 5/31/18

	FYE 9/30/2016	FYE 9/30/2017	FYE 9/30/2018	Project Costs To Date	Cost Estimate (by B&G 5/20/16)	Remaining Budget
<b>Expenditures:</b>						
Survey	\$ -	\$ 45,275.00	\$ -	\$ 45,275.00	\$ 74,788	\$ 29,513.00
Legal	-	6,942.50	-	\$ 6,942.50	53,420	46,477.50
Project Management/Administration	199.52	13,952.25	34,756.16	\$ 48,907.93	160,259	111,351.07
Engineering	-	-	-	\$ -	142,453	142,453.00
Utility Conversion	-	24,479.00	-	\$ 24,479.00	3,901,442	3,876,963.00
Landscape Restoration	-	-	-	\$ -	26,675	26,675.00
Feasibility Study & other misc costs	7,310.46	-	-	\$ 7,310.46	10,000	2,689.54
Construction Contingency	-	-	-	\$ -	871,807	871,807.00
Straw Ballot	6,305.90	-	-	\$ 6,305.90	-	(6,305.90)
<b>Total expenditures</b>	<b>\$ 13,815.88</b>	<b>\$ 90,648.75</b>	<b>\$ 34,756.16</b>	<b>\$ 139,220.79</b>	<b>\$ 5,240,844</b>	<b>\$ 5,101,623.21</b>
<b>Other Financing Sources:</b>						
Transfer In (from General Fund)	\$ 90,000.00	\$ -	\$ 85,646.00	\$ 175,646.00	\$ 90,000	\$ (85,646.00)
Loan Proceeds	-	-	-	-	5,150,844	5,150,844.00
<b>Total other financing sources</b>	<b>\$ 90,000.00</b>	<b>\$ -</b>	<b>\$ 85,646.00</b>	<b>\$ 175,646.00</b>	<b>\$ 5,240,844</b>	<b>\$ 5,065,198.00</b>
<b>Net Change in Fund Balance</b>	<b>\$ 76,184.12</b>	<b>\$ (90,648.75)</b>	<b>\$ 50,889.84</b>	<b>\$ 36,425.21</b>	<b>\$ -</b>	<b>\$ (36,425.21)</b>

**Accounts Payable Check Register Report - PNC Bank-12-0164-0172***For The Date Range From 5/1/2018 To 5/31/2018**For All Vendors And For Outstanding Checks - Computer Generated, Hand Written, eCheck*

Check # / eCheck ID	Type	Date	Vendor	Name	Amount	Status
7591	C	5/4/2018	553	AIRGAS USA, LLC	\$192.50	O
7592	C	5/4/2018	48	Bug Stoppers	\$225.00	O
7593	C	5/4/2018	53	Concentra Occupation Health Centers of South FL	\$437.00	O
7594	C	5/4/2018	708	Dilo Fire Alarms Inc	\$90.00	O
7595	C	5/4/2018	190	Global Electric Inc.	\$1,070.76	O
7596	C	5/4/2018	88	Hill Manufacturing Co. Inc.	\$1,121.11	O
7597	C	5/4/2018	13	Neeld Paper & Supplies	\$809.60	O
7598	C	5/4/2018	11	Nationwide Retirement Solutions	\$130.00	O
7599	C	5/4/2018	19	PBC Police Benevolent Association	\$470.00	O
7600	C	5/4/2018	516	Schmidt Nichols	\$783.45	O
7601	C	5/4/2018	674	Schumacher	\$4,276.34	O
7602	C	5/4/2018	484	Shred-It	\$83.63	O
7603	C	5/4/2018	38	Signs of Progress Inc.	\$146.00	O
7604	C	5/4/2018	40	Solutions Outside the Box	\$2,206.83	O
7605	C	5/4/2018	643	Suntrust Bank	\$3,803.32	O
7606	C	5/4/2018	100	Toshiba Business Solutions	\$377.21	O
7607	C	5/4/2018	592	Trevor Steedman	\$81.46	O
7608	C	5/4/2018	318	U.S. Flagpole, Inc.	\$1,350.00	O
7609	C	5/4/2018	348	United Lighting Sales Inc.	\$285.13	O
7610	C	5/4/2018	134	United Systems Technology. Inc.	\$128.00	O
7611	C	5/4/2018	101	Verizon Wireless	\$547.65	O
7612	C	5/4/2018	103	Comp Benefits	\$212.42	O
7613	C	5/4/2018	104	Waste Management	\$10,515.02	O
7614	C	5/4/2018	110	Xpert elevator Services, Inc.	\$375.00	O
7615	C	5/11/2018	7	All Safe Safe & Lock	\$37.50	O
7616	C	5/11/2018	564	Brannon & Gillespie LLC	\$9,680.00	O
7617	C	5/11/2018	225	C&T Auto Care	\$2,020.25	O
7618	C	5/11/2018	49	CDW Government	\$629.00	O
7619	C	5/11/2018	273	Cardiac Science	\$410.00	O
7620	C	5/11/2018	708	Dilo Fire Alarms Inc	\$150.00	O
7621	C	5/11/2018	65	Federal Background Services, Inc.	\$50.00	O
7622	C	5/11/2018	529	Joe Olivera	\$425.00	O
7623	C	5/11/2018	129	Michael Barry	\$500.00	O
7624	C	5/11/2018	700	Phillips & Jordan Inc	\$463.89	O
7625	C	5/11/2018	210	Woodlake Phychological Associates	\$600.00	O

**Accounts Payable Check Register Report - PNC Bank-12-0164-0172***For The Date Range From 5/1/2018 To 5/31/2018**For All Vendors And For Outstanding Checks - Computer Generated, Hand Written, eCheck*

Check # / eCheck ID	Type	Date	Vendor	Name	Amount	Status
7626	C	5/30/2018	419	ACS	\$4,325.12	O
7627	C	5/30/2018	29	Alphagraphics of the Palm Beaches	\$84.43	O
7628	C	5/30/2018	738	AMTEC LESS-LETHAL SYSTEMS	\$595.00	O
7629	C	5/30/2018	47	Board of County Commissioners	\$462.44	O
7630	C	5/30/2018	52	Comcast	\$541.12	O
7631	C	5/30/2018	52	Comcast	\$150.90	O
7632	C	5/30/2018	107	Davis and Ashton, P.A.	\$540.80	O
7633	C	5/30/2018	240	Everglades Equipment Group	\$208.98	O
7634	C	5/30/2018	271	Evynne Browning	\$420.00	O
7635	C	5/30/2018	71	FL Power & Light	\$2,812.08	O
7636	C	5/30/2018	80	FL Public Utilities	\$164.99	O
7637	C	5/30/2018	83	Gator Gun & Archery Center	\$80.90	O
7638	C	5/30/2018	87	Halsey & Griffith	\$147.98	O
7639	C	5/30/2018	90	Hulett Environmental Services	\$113.00	O
7640	C	5/30/2018	736	Kemicorp Corporation	\$90.00	O
7641	C	5/30/2018	295	LiftOff, LLC	\$1,344.00	O
7642	C	5/30/2018	237	Lou's Police Distributors	\$422.76	O
7643	C	5/30/2018	95	Lowes	\$319.44	O
7644	C	5/30/2018	96	Mail Finance	\$228.36	O
7645	C	5/30/2018	476	Napa Auto Parts	\$680.15	O
7646	C	5/30/2018	11	Nationwide Retirement Solutions	\$160.00	O
7647	C	5/30/2018	15	Oceanside Beach Service Inc	\$1,500.00	O
7648	C	5/30/2018	129	One Marine Detailing, Inc.	\$275.25	O
7649	C	5/30/2018	739	Palm Beach Post	\$147.92	O
7650	C	5/30/2018	16	Palmdale Oil Company, Inc.	\$1,748.98	O
7651	C	5/30/2018	33	Riviera Beach Water	\$2,525.05	O
7652	C	5/30/2018	516	Schmidt Nichols	\$1,572.90	O
7653	C	5/30/2018	99	Torcivia, Donlon, Goddeau and Ansay, PA	\$642.55	O
7654	C	5/30/2018	100	Toshiba Business Solutions	\$85.82	O
7655	C	5/30/2018	101	Verizon Wireless	\$3.30	O
7656	C	5/30/2018	640	Ward-Damon Attorney	\$842.70	O
7657	C	5/30/2018	290	Westside Reprographics, Inc.	\$382.26	O
7658	C	5/30/2018	131	WEX BANK	\$331.47	O
7659	C	5/30/2018	108	Windstream Communications Inc.	\$920.89	O
7660	C	5/30/2018	110	Xpert elevator Services, Inc.	\$3,000.00	O

**Accounts Payable Check Register Report - PNC Bank-12-0164-0172***For The Date Range From 5/1/2018 To 5/31/2018**For All Vendors And For Outstanding Checks - Computer Generated, Hand Written, eCheck*

Check # / eCheck ID	Type	Date	Vendor	Name	Amount	Status
7661	C	5/30/2018	112	Zimmerman Tree Service	\$942.00	O
7662	C	5/31/2018	741	Crawford Construction Co.	\$4,062.50	O
ADP, LLC	E	5/4/2018	697	ADP, LLC	\$140.54	O
ADP, LLC	E	5/18/2018	697	ADP, LLC	\$137.16	O
FRS	E	5/4/2018	172	FRS	\$23,156.86	O
PBS Payroll	E	5/24/2018	146	PBS Payroll	\$50,747.86	O
PBS Payroll	E	5/24/2018	146	PBS Payroll	\$51,304.90	O
Cleared					\$0.00	
Outstanding					\$203,046.43	
Void					\$0.00	



## Palm Beach Shores Police Department

247 Edwards Lane  
Palm Beach Shores, Florida 33404  
Phone (561) 844-3456 Fax (561) 844-9189

ITEM 6b1

June 18 2018

Steven Langevin  
Chief of Police

Mayor/Commissioners  
May 2018 Police report

Attached you will find the monthly stats for calls for service and alike.

I apologize for not being able to join you I have to attend the new chief's seminar put on by the Florida Police chiefs association in Tallahassee, hopefully it will be worth the 6 hour drive!

We are nearly complete with the active shooter/response to threat training, we completed the policy a month and one half back but were waiting to assemble the weapons and gather what was needed, once the weaponry was complete the five to six hour classroom training has begun in segments figuring timing for the day and night shift officers. In between we have completed many of the officers in hands on training with the patrol rifle and learning the workings of the weapon itself.

From there we move on to classroom training in officer's involvement with autism persona and mental health issues. This is in conjunction to our monthly on line training from the police law institute.

Lately it seemed as if whatever could break did, the cabling nightmare for computers servers' video etc. has been fixed. The new IT Company has done a tremendous job of finding weaknesses and repairing them they also have installed software on every computer to let us know what problems are occurring and how to rectify it. I am working on the officer's report writing room now utilizing the best use of space for computers printers and an area to interview.

We have been planning for the July 4<sup>th</sup> Riviera Beach Fireworks event and continue to do so, there will be a meeting of any concerned party at town hall on Friday June 29 at 1PM. I was advised last night that the Sheriff's office will be deploying personnel on Peanut Island and Phil Foster which will help immensely and I am in contact with them for any updates.

Thank you again for all your help and support, please call or stop by with any questions.



# Palm Beach Shores Police

247 Edwards Lane  
Palm Beach Shores FL 33404  
Office 561-844-9456  
Fax: 561-844-9189

Steven J. Langevin  
Chief of Police

Date: 6/14/18

Mayor Myra Koutzen

Chief Steve Langevin

Police Activities for February

---

2018			
Criminal Arrests	6	Town Ordinance Violations	5
Parking Citations	13	Segway Patrol Hours	12.5
Verbal Warnings		ATV Patrol Hours	10.3
Written Warnings	3	Bike Patrol Hours	8.3
Traffic Citations	7	Foot Patrol Hours	308
House checks hours	28.5	Radar and traffic	4.4
Complaints/Calls for Assistance	102		
Patrol Mileage			

Domestic Battery  
Drugs  
2 Arrest warrants  
Disorderly  
Intoxication



# **PALM BEACH SHORES POLICE DEPARTMENT**

247 EDWARDS LANE  
PALM BEACH SHORES, FL 33404  
561-844-3456

## **ARREST SUMMARY**

ARREST DATE FROM <b>5/1/2018 00:00</b>	ARREST DATE TO <b>5/31/2018 23:59</b>
INCLUDE JUVENILE <b>No</b>	VIOLATION KEYWORD

ARREST DATE	NAME	DESCRIPTION	DOB	AGE/ JUV	CASE NO	ARREST NO	TOT CHRG	CUSTODY STATUS	BOOKED AT	ARREST LOCATION	OCCUPATION
05/13/2018 02:24		WM	09/24/1956	61 N	1800343	1800343		B	PBSO	306 BRAVADO LN., PALM BEACH SHORES, FL	
05/17/2018 03:10	<del>SHAWNEE</del>	BM 606 195 BLK BRO	01/26/1990	28 N	1800350	1800350		B	PBSO	115 BAMBOO RD., PALM BEACH SHORES, FL	SHELF STOCKER
ES 05/20/2018 00:00		WM 6 160 BRO BRO	11/23/1985	32 N	1800354			B	PBSO	100 CLAREMONT LANE	
05/20/2018 19:58		WM 508 150 BRO BRO	07/26/1982	35 N	1800355			B	PBSO	181 OCEAN AVENUE	
05/23/2018 00:00		WM 135 135 BRO BLU	09/13/1995	22 N	1601325				PBSO		
05/27/2018 05:55		WM 63 175 BRO BLK	01/05/1978	40 N	1800373			B	PBSO	101 TACOMA LANE # 36, PALM BEACH SHORES	

**TOTAL ARRESTS: 6**

**TOTAL CHARGES: 0**

# PALM BEACH SHORES POLICE DEPARTMENT

247 EDWARDS LANE  
PALM BEACH SHORES, FL 33404  
561-844-3456

## CASE NUMBER SUMMARY

REPORT DATE FROM  
**05/01/2018 00:00**

REPORT DATE TO  
**05/31/2018 23:59**

CASE NO	EVENT NO	PIN	DATE FILED	CASE TYPE	REPORT TYPE	LOCATION	REPORT DATE	STATUS DATE	REPORT STATUS	DISP DATE	DISPO	NON DIS	CMP
1800310	1805010014	7725	05/01/2018	INFO	INFO	112 CLAREMONT LN	05/01/2018 16:54	05/01/2018	CE	05/01/2018	CE	N	Y
1800311		7739	05/01/2018	INFO	INFO	247 EDWARDS LN	05/01/2018 17:59	05/01/2018	CE	05/01/2018	CE	N	Y
1800312		7742	05/02/2018	TRAFFIC	TRAFFIC	300 CASCADE LN	05/02/2018 00:30	05/02/2018	CE	05/02/2018	CE	N	Y
1800313	1805020025	7740	05/02/2018	DISTURB	DISTURB	300 BAMBOO RD	05/02/2018 17:54	05/02/2018	CE	05/02/2018	CE	N	Y
1800314	1805030001	7720	05/03/2018	INFO	INFO	100 CASCADE LN	05/03/2018 00:13	05/03/2018	CLOSED	05/03/2018	CE	N	Y
1800315	1805030033	7740	05/03/2018	INFO	INFO	98 LAKE DR	05/03/2018 21:32	05/03/2018	INFO	05/03/2018	INFO	N	Y
1800316	1805030036	7720	05/04/2018	DISTURB	DISTURB	220 INLET WAY 3	05/03/2018 23:16	05/04/2018	CLOSED	05/04/2018	CE	N	Y
1800317	1805030037	7720	05/04/2018	DISTURB	DISTURB	112 CLAREMONT LN	05/03/2018 23:31	05/04/2018	CLOSED	05/04/2018	CE	N	Y
1800318		7744	05/04/2018	INFO	INFO	112 CLAREMONT LN	05/04/2018 13:26	05/04/2018	INFO	05/04/2018	INFO	N	Y
1800319	1805050004	7742	05/05/2018	SUSPICIOUS	SUSPICIOUS	165 OCEAN AVE 5	05/05/2018 02:52	05/05/2018	CE	05/05/2018	CE	N	Y
1800320	1805050020	7719	05/05/2018	SUSPICIOUS	SUSPICIOUS	71 OCEAN AVE	05/05/2018 13:13	05/05/2018	CE			N	Y
1800321		7739	05/05/2018	DISTURB	DISTURB		05/05/2018 17:40	05/05/2018	CE	05/05/2018	CE	N	Y
1800322	1805050034	7742	05/05/2018	INFO	INFO	111 CASCASDE LN 2	05/05/2018 22:23	05/05/2018	CE	05/05/2018	CE	N	Y
1800323	1805060015	7719	05/06/2018	ALCOHOL	ALCOHOL	71 OCEAN AVE	05/06/2018 12:12	05/06/2018	CE			N	Y
1800324	1805060021	7745	05/06/2018	HARASSMENT	HARASSMENT	130 CLAREMONT LN	05/06/2018 15:16	05/06/2018	OPEN	05/06/2018	OPEN	N	Y
1800325	1805060022	7719	05/06/2018	FOUND PROPERTY	FOUND PROPERTY	90 EDWARDS LN	05/06/2018 16:27	05/06/2018	OPEN			N	Y
1800326	1805060024	7719	05/06/2018	SUSPICIOUS	SUSPICIOUS	107 LAKE DR	05/06/2018 17:45	05/06/2018	CE			N	Y
1800327	1805060023	7739	05/06/2018	DISTURB	DISTURB	100 BRAVADO LN	05/06/2018 17:31	05/06/2018	CE	05/06/2018	CE	N	Y
1800328		7744	05/07/2018	FOUND PROPERTY	FOUND PROPERTY		05/07/2018 07:49	05/07/2018	INFO	05/07/2018	INFO	N	Y
1800329	1805070017	7745	05/07/2018	SUSPICIOUS	SUSPICIOUS	143 BAMBOO RD	05/07/2018 12:20	05/07/2018	CLOSED			N	Y
1800330	1805070029	7725	05/07/2018	AOA	AOA	311 INLET LWAY 12	05/07/2018 17:41	05/07/2018	CE	05/07/2018	CE	N	Y
1800331	1805070033	7720	05/07/2018	INFO	INFO	115 INLET WAY 18	05/07/2018 20:17	05/07/2018	CLOSED	05/07/2018	CE	N	Y
1800332	1805080028	7740	05/08/2018	SUSPICIOUS	SUSPICIOUS	331 SANDAL LN	05/08/2018 20:47	05/08/2018	CE	05/08/2018	CE	N	Y
1800333	1805090005	7740	05/09/2018	SUSPICIOUS	SUSPICIOUS		05/09/2018 01:08	05/09/2018	CE	05/09/2018	CE	N	Y
1800334	1805090029	7739	05/09/2018	ALARM	ALARM	207 LINDA LN	05/09/2018 16:27	05/09/2018	CE	05/09/2018	CE	N	Y
1800335	1805090034	7742	05/09/2018	DRUGS	DRUGS	201 INLET WAY	05/09/2018 21:11	05/09/2018	ARREST	05/09/2018	ARREST	N	Y
1800336	1805100009	7739	05/11/2018	INFO	INFO	181 OCEAN AVE	05/10/2018 04:48	05/11/2018	CE	05/11/2018	CE	N	Y
1800337	1805100015	7725	05/10/2018	THEFT/PETIT	THEFT/PETIT	33 OCEAN AVE	05/10/2018 11:31	05/10/2018	CLOSED	05/10/2018	CE	N	Y
1800338	1805110020	7736	05/11/2018	INFO	INFO	112 CLAREMONT LN 3A	05/11/2018 10:20	05/11/2018	CLOSED	05/11/2018	CE	N	Y
1800339	1805110021	7736	05/11/2018	INFO	INFO	247 EDWARDS LN	05/11/2018 10:57	05/11/2018	INFO	05/11/2018	INFO	N	Y
1800340		7736	05/11/2018	ALARM	ALARM	344 SANDAL LN	05/11/2018 14:12	05/11/2018	CE	05/11/2018	CE	N	Y
1800341	1805120041	7717	05/12/2018	MEDICAL	MEDICAL	300 B AMBOO RD 4	05/12/2018 17:14	05/13/2018	CE	05/13/2018	CE	N	Y
1800342	1805120043	7720	05/12/2018	INFO	INFO	247 EDWARDS LN	05/12/2018 18:55	05/12/2018	CLOSED	05/12/2018	CE	N	Y
1800343	1805130006	7720	05/13/2018	BATT	BATT	306 BRAVADO LN	05/13/2018 02:09	05/13/2018	ARREST	05/13/2018	ARREST	N	Y
1800344		7744	05/14/2018	FOUND PROPERTY	FOUND PROPERTY	247 EDWARDS LN	05/14/2018 11:49	05/14/2018	INFO	05/14/2018	INFO	N	Y
1800345	1805140013	7742	05/14/2018	TRAF CRASH	TRAF CRASH		05/14/2018 17:43	05/14/2018	CE	05/14/2018	CE	N	Y
1800346	1805140015	7742	05/14/2018	HARASSMENT	HARASSMENT	112 EDWARDS LN	05/14/2018 21:09	05/14/2018	CE	05/14/2018	CE	N	Y

CASE NO	EVENT NO	PIN	DATE FILED	CASE TYPE	REPORT TYPE	LOCATION	REPORT DATE	STATUS DATE	REPORT STATUS	DISP DATE	DISPO	NON DIS	CMP
1800347	1805140018	7742	05/15/2018	MVSTOP	MVSTOP		05/14/2018 23:45	05/15/2018	ARREST	05/15/2018	ARREST	N	Y
1800348		7745		LOST PROP	LOST PROP		05/15/2018 09:19					N	Y
1800349		7725	05/15/2018	THEFT/GRAND	THEFT/GRAND	182 LAKE DR	05/15/2018 10:30	05/27/2018	OPEN	05/27/2018	OPEN	N	Y
1800350		7740	05/17/2018	DRUGS	DRUGS	115 BAMBOO RD	05/17/2018 02:18	05/17/2018	ARREST	05/17/2018	ARREST	N	Y
1800351	1805180014	7745		AOA	AOA	300 BAMBOO RD	05/18/2018 09:01					N	Y
1800352	1805180016	7719	05/18/2018	INFO	INFO	112 CLAREMONT LN	05/18/2018 10:21	05/18/2018	CE			N	Y
1800353	1805180018	7725	05/18/2018	INFO	INFO	112 LINDA LN	05/18/2018 11:09	05/18/2018	CE	05/18/2018	CE	N	Y
1800354	1805200009	7725	05/20/2018	WARRANT ARREST	WARRANT ARREST	100 CLAREMONT LN	05/20/2018 13:20	05/20/2018	ARREST	05/20/2018	CE	N	Y
1800355	1805200015	7739	05/20/2018	FRAUD	FRAUD	181 OCEAN AVE	05/20/2018 19:57	05/20/2018	CE	05/20/2018	ARREST	N	N
1800356	1805200016	7739	05/20/2018	SUSPICIOUS	SUSPICIOUS	315 BRAVADO LN	05/20/2018 23:15	05/20/2018	OPEN	05/20/2018	OPEN	N	Y
1800357	1805210003	7742	05/21/2018	SUSPICIOUS	SUSPICIOUS	181 OCEAN AVE	05/21/2018 00:47	05/21/2018	CE	05/21/2018	CE	N	Y
1800358		7744	05/21/2018	INFO	INFO	98 LAKE AVE	05/21/2018 19:42	05/21/2018	INFO	05/21/2018	INFO	N	Y
1800359		7740	05/22/2018	ANIMAL	ANIMAL	324 CASCADE LN	05/22/2018 21:24	05/22/2018	INFO	05/22/2018	INFO	N	Y
1800360	1805230018	7745	05/23/2018	FOUND PROPERTY	FOUND PROPERTY	100 SANDAL LN	05/23/2018 20:08					N	Y
1800361	1805240003	7745	05/24/2018	INFO	INFO	81 OCEAN AVE	05/24/2018 00:16	05/24/2018	CE	05/24/2018	CE	N	Y
1800362	1805240015	7742	05/24/2018	CHILD/JUV INVESTIGAT	CHILD/JUV INVESTIGAT		05/24/2018 19:05	05/24/2018	CE	05/24/2018	CE	N	Y
1800363	1805240016	7745	05/24/2018	DOMESTIC	DOMESTIC	101 BRAVADO LN 54	05/24/2018 20:57	05/24/2018	ARREST	05/24/2018	ARREST	N	Y
1800364	1805250018	7736	05/25/2018	ALARM	ALARM	306 SANDAL LN	05/25/2018 12:33	05/25/2018	CLOSED	05/25/2018	CE	N	Y
1800365	1805250023	7739	05/25/2018	MEDICAL	MEDICAL	106 BLOSSOM LN	05/25/2018 13:43	05/30/2018	CE	05/30/2018	CE	N	Y
1800366	1805250028	7740	05/25/2018	DISTURB	DISTURB		05/25/2018 19:14	05/25/2018	UNFOUNDED	05/25/2018	UNF	N	Y
1800367	1805250029	7720	05/25/2018	THEFT/GRAND	THEFT/GRAND	181 OCEAN AVE 212	05/25/2018 19:49	05/25/2018	CLOSED	05/25/2018	NO LEADS	N	Y
1800368	1805250032	7740	05/25/2018	INFO	INFO	247 EDWARDS LN	05/25/2018 21:02	05/25/2018	INFO	05/25/2018	INFO	N	Y
1800369	1805250034	7720	05/25/2018	SUSPICIOUS	SUSPICIOUS	123 S OCEAN AVE	05/25/2018 22:37	05/25/2018	CLOSED	05/25/2018	CE	N	Y
1800370	1805260006	7720	05/26/2018	SUSPICIOUS	SUSPICIOUS	108 CLAREMONT LN	05/26/2018 02:54	05/26/2018	CLOSED	05/26/2018	INFO	N	Y
1800371	1805270002	7720	05/27/2018	DISTURB	DISTURB	71 OCEAN AVE	05/27/2018 02:49	05/27/2018	CLOSED	05/27/2018	CE	N	Y
1800372		7736	05/27/2018	DOMESTIC	DOMESTIC	101 TACOMA LN	05/27/2018 05:30	05/27/2018	CLOSED	05/27/2018	CE	N	Y
1800373		7736	05/27/2018	WARRANT ARREST	WARRANT ARREST	101 TACOMA LN 36	05/27/2018 05:30	05/27/2018	CE	05/27/2018	CE	N	Y
1800374	1805270012	7707	05/29/2018	CIVIL	CIVIL	247 EDWARDS LN	05/27/2018 09:29	05/29/2018	CLOSED	05/29/2018	CE	N	Y
1800375		7744	05/27/2018	INFO	INFO	101 TACOMA LN 38	05/27/2018 15:54	05/27/2018	INFO	05/27/2018	INFO	N	Y
1800376	1805270022	7742	05/27/2018	BURGLARY RESIDENCE	BURGLARY RESIDENCE	226 SANDAL LN	05/27/2018 17:13	05/27/2018	OPEN	05/27/2018	OPEN	N	Y
1800377	1805280001	7720	05/28/2018	DISTURB	DISTURB	112 CLAREMONT LN	05/28/2018 00:48	05/28/2018	UNFOUNDED	05/28/2018	UNF	N	Y
1800378		7744	05/28/2018	INFO	INFO	327 TACOMA LN	05/28/2018 10:25	05/28/2018	INFO	05/28/2018	INFO	N	Y
1800379	1805290018	7742	05/29/2018	FOUND PROPERTY	FOUND PROPERTY	90 EDWARDS LN	05/29/2018 18:16	05/29/2018	CE	05/29/2018	CE	N	Y
1800380	1805300001	7742	05/30/2018	CIVIL	CIVIL	112 CLAREMONT LN	05/30/2018 03:06	05/30/2018	CE	05/30/2018	CE	N	Y
1800381	1805300014	7736	05/30/2018	DEATH	DEATH	214 INLET WAY 201	05/30/2018 12:23	05/30/2018	CLOSED	05/30/2018	CE	N	Y
1800382	1805300016	7736	05/30/2018	AOA	AOA	181 OCEAN AVE	05/30/2018 15:40	05/30/2018	CE	05/30/2018	CE	N	Y
1800383	1805300018	7739	05/31/2018	TRESPASS	TRESPASS	98 LAKE DR	05/30/2018 16:36	05/31/2018	CE	05/31/2018	CE	N	Y
1800384	1805310014	7736	05/31/2018	ALARM	ALARM	31 OCEAN AVE	05/31/2018 09:11	05/31/2018	CLOSED	05/31/2018	CE	N	Y
1800385	1805310033	7742	06/01/2018	DISTURB	DISTURB	112 CLAREMONT LN 1B	05/31/2018 20:22	06/01/2018	CE	06/01/2018	CE	N	Y
1800386	1805310037	7720	05/31/2018	SUSPICIOUS	SUSPICIOUS	237 CASCADE LN	05/31/2018 22:09	05/31/2018	CLOSED	05/31/2018	INFO	N	Y

TOTAL ITEMS: 77

# **PALM BEACH SHORES POLICE DEPARTMENT**

247 EDWARDS LANE  
PALM BEACH SHORES, FL 33404  
561-844-3456

## **CAD EVENT LISTING GROUPED BY EVENT TYPE**

REPORT DATE FROM  
**05/01/2018 00:00**

REPORT DATE TO  
**05/24/2018 23:59**

Event Type	Date Received	Time Dispatched	Time Arrived	Time Completed	Time Minutes	Location
10-108						
			02:17	02:20	3	90 EDWARDS LN
			02:17	02:21	4	INLET WALKWAY
			03:21	03:37	16	90 EDWARDS LN
			21:27	21:44	17	PARKWAY
			21:45	22:05	20	247 EDWARDS LN
			22:50	22:56	6	98 LAKE DR
			22:51	22:56	5	98 LAKEDRIVE
			23:29	23:37	8	90 EDWARDS LN
			23:37	23:42	5	INLET
05/02/2018	08:48	08:48	09:07	19	90 EDWARDS LANE	
05/02/2018	10:17	10:17	10:30	13	181 OCEAN AVENUE	
05/02/2018	12:15	12:15	12:30	15	90 EDWARDS LANE	
05/02/2018	14:13	14:13	14:42	29	90 EDWARDS LANE	
05/02/2018	18:35	18:35	18:59	24	247 EDWARDS LANE	
05/02/2018	19:04	19:04	19:10	6	PARKWAY	
05/02/2018	21:51	21:52	22:05	13	PARKWAY	
05/02/2018	22:05	22:05	22:18	13	247 EDWARDS LANE	
05/02/2018	23:13	23:15	23:30	15	90 EDWARDS LANE	
05/03/2018	02:42	02:43	02:49	6	247 EDWARDS LANE	
05/03/2018	04:20	04:20	04:39	19	90 EDWARDS LANE	
05/03/2018	05:30	05:30	05:39	9	247 EDWARDS LANE	
05/03/2018	05:40	05:45	06:00	15	90 EDWARDS LANE	
05/03/2018	09:37	09:38	09:54	16	90 EDWARDS LANE	
05/03/2018	15:17	15:17	15:33	16	247 EDWARDS LANE	
05/03/2018	15:21	15:22	15:49	27	90 EDWARDS LANE	
05/03/2018	17:15	17:16	17:37	21	247 EDWARDS LANE	
05/03/2018	18:01	18:01	18:27	26	INLET	
05/03/2018	19:41	19:46	19:56	10	90 EDWARDS LANE	
05/03/2018	20:52	20:52	21:25	33	247 EDWARDS LANE	
05/03/2018	21:13	21:13	21:23	10	PARKWAY	
05/04/2018	00:20	00:21	00:27	6	PARKWAY	
05/04/2018	02:09	02:09	02:43	34	PARKWAY	
05/04/2018	04:57	04:57	05:11	14	90 EDWARDS LANE	
05/04/2018	08:25	08:25	09:27	62	BEACH	
05/04/2018	10:47	10:47	11:40	53	INLET	
05/04/2018	14:51	14:51	16:00	69	BEACH	
		19:48	20:10	22	247 EDWARDS LN	
		21:23	22:42	79	BEACH PATROL	
		01:27	01:38	11	98 LAKE DR	
		03:28	03:46	18	247 EDWARDS LN	
		03:49	04:07	18	98 LAKE DR	
05/05/2018	09:14	09:15	09:45	30	INLET	
05/05/2018	09:18	09:19	09:28	9	90 EDWARDS LANE	
05/05/2018	09:45	09:45	09:48	3	247 EDWARDS LANE	
		18:53	19:50	57	247 EDWARDS LN	
		20:33	20:49	16	247 EDWARDS LN	
		00:12	00:42	30	98 LAKE DR	
		00:15	00:20	5	98 LAKE DR	
05/06/2018	06:44	06:45	06:59	14	90 EDWARDS LANE	
05/06/2018	10:05	10:05	12:24	139	90 EDWARDS LANE	
05/06/2018	13:16	13:16	14:48	92	90 EDWARDS LANE	
		00:20	00:42	22	247 EDWARDS LN	
		00:47	01:20	33	98 LAKE DR	
		00:58	01:20	22	98 LAKE DR	
		04:10	04:19	9	98 LAKE DR	
05/07/2018	06:54	06:55	07:10	15	90 EDWARDS LANE	
05/07/2018	09:41	09:42	10:06	24	INLET	
05/07/2018	19:36	19:36	19:50	14	90 EDWARDS LANE	
05/08/2018	05:51	05:51	06:10	19	90 EDWARDS LANE	

Event Type	Date Received	Time Dispatched	Time Arrived	Time Completed	Time Minutes	Location
	05/08/2018	10:38	10:38	10:52	14	98 LAKE DRIVE
	05/08/2018	12:31	12:32	12:46	14	90 EDWARDS LANE
			18:51	19:28	37	INLET
			20:05	20:23	18	90 EDWARDS LN
			21:35	21:45	10	PARKWAY
			23:28	23:46	18	PARKWAY
			02:38	02:41	3	247 EDWARDS LN
			03:54	04:07	13	90 EDWARDS LN
			04:14	04:16	2	247 EDWARDS LN
	05/09/2018	06:30	06:34	07:39	65	247 EDWARDS LANE
	05/09/2018	07:40	07:40	08:38	58	PARKWAY
	05/09/2018	08:39	08:39	09:19	40	90 EDWARDS LANE
	05/09/2018	12:25	12:26	12:57	31	142 LAKE DRIVE
	05/09/2018	14:38	14:38	15:30	52	98 LAKE DRIVE
	05/09/2018	15:42	15:42	15:54	12	90 EDWARDS LANE
	05/09/2018	19:22	19:22	19:43	21	247 EDWARDS LANE
	05/09/2018	21:43	21:44	22:06	22	90 EDWARDS LANE
	05/09/2018	23:04	23:04	23:09	5	BEACH ACCESS
	05/09/2018	23:13	23:14	23:34	20	98 LAKE DRIVE
	05/10/2018	00:38	00:38	00:45	7	247 EDWARDS LANE
	05/10/2018	01:21	01:21	01:47	26	INLET
	05/10/2018	01:29	01:29	01:47	18	INLET
	05/10/2018	01:48	01:48	04:48	180	98 LAKE DRIVE
			08:56	09:34	38	98 LAKE DR
			10:12	10:48	36	TOWN HALL
			15:04	15:23	19	90 EDWARDS LN
			16:29	16:33	4	TOWN HALL
			19:02	19:54	52	90 EDWARDS LN
			19:05	19:20	15	98 LAKE DR
			21:03	21:35	32	247 EDWARDS LN
			23:14	23:53	39	98 LAKE DR
			23:14	23:53	39	98 LAKE DR
			02:25	02:35	10	98 LAKE DR
			04:10	04:54	44	98 LAKE DR
	05/11/2018	06:00	06:01	06:11	10	247 EDWARDS LANE
	05/11/2018	06:31	06:31	06:50	19	247 EDWARDS LANE
	05/11/2018	06:50	06:51	08:52	121	90 EDWARDS LANE
	05/11/2018	08:52	09:26	09:30	4	247 EDWARDS LANE
	05/11/2018	09:25	09:25	11:17	112	INLET
	05/11/2018	10:15	10:16	10:20	4	90 EDWARDS LANE
	05/11/2018	13:22	13:23	13:46	23	247 EDWARDS LANE
	05/11/2018	13:45	13:46	13:52	6	98 LAKE DRIVE
	05/11/2018	13:56	13:57	14:12	15	90 EDWARDS LANE
	05/11/2018	15:43	15:44	15:56	12	90 EDWARDS LANE
	05/11/2018	16:27	16:28	16:51	23	247 EDWARDS LANE
	05/11/2018	18:36	18:36	18:46	10	247 EDWARDS LANE
	05/11/2018	18:46	18:51	19:46	55	INLET
	05/11/2018	20:23	20:23	20:32	9	90 EDWARDS LANE
	05/11/2018	22:15	22:15	22:42	27	PARKWAY
	05/12/2018	00:52	00:52	01:30	38	247 EDWARDS LANE
	05/12/2018	01:31	01:31	01:38	7	247 EDWARDS LANE
	05/12/2018	04:01	04:02	04:22	20	90 EDWARDS LANE
	05/12/2018	04:05	04:06	04:31	25	247 EDWARDS LANE
	05/12/2018	06:14	06:15	06:18	3	247 EDWARDS LANE
	05/12/2018	06:34	06:34	06:47	13	247 EDWARDS LANE
	05/12/2018	06:47	06:48	08:14	86	90 EDWARDS LANE
	05/12/2018	08:06	08:07	08:18	11	INLET
	05/12/2018	08:14	08:14	10:25	131	WALKWAY
	05/12/2018	09:53	09:53	10:04	11	90 EDWARDS LANE
	05/12/2018	11:04	11:04	11:59	55	INLET
	05/12/2018	11:15	11:16	11:20	4	247 EDWARDS LANE
	05/12/2018	11:19	11:20	11:38	18	90 EDWARDS LANE
	05/12/2018	13:34	13:35	13:44	9	90 EDWARDS LANE
	05/12/2018	14:12	14:13	14:16	3	247 EDWARDS LANE
	05/12/2018	14:44	14:45	14:54	9	181 OCEAN AVENUE
	05/12/2018	18:44	18:44	18:49	5	247 EDWARDS LANE
	05/12/2018	23:11	23:11	23:16	5	PARKWAY
	05/12/2018	23:26	23:27	00:04	37	247 EDWARDS LANE
	05/13/2018	00:11	00:11	01:04	53	90 EDWARDS LANE
	05/13/2018	02:00	02:01	02:07	6	247 EDWARDS LANE

Event Type	Date Received	Time Dispatched	Time Arrived	Time Completed	Time Minutes	Location
	05/13/2018	06:02	06:03	06:23	20	90 EDWARDS LANE
	05/13/2018	06:23	06:24	06:39	15	247 EDWARDS LANE
	05/13/2018	06:57	06:58	07:10	12	90 EDWARDS LANE
	05/13/2018	09:31	09:31	09:40	9	INLET
	05/13/2018	09:41	09:42	16:31	409	PALM BEACH SHORES
	05/13/2018	09:42	09:43	09:49	6	90 EDWARDS LANE
			13:50	14:02	12	247 EDWARDS LN
			18:54	19:00	6	247 EDWARDS LN
			23:06	23:09	3	247 EDWARDS LN
			23:23	23:39	16	90 EDWARDS LN
	05/14/2018	01:49	01:49	02:00	11	PARKWAY
	05/14/2018	05:10	05:10	05:36	26	90 EDWARDS LANE
	05/14/2018	12:54	12:55	14:33	98	90 EDWARDS LANE
			21:33	23:06	93	90 EDWARDS LN
			01:06	01:29	23	98 LAKE DR
	05/15/2018	09:25	09:26	09:44	18	98 LAKE DRIVE
	05/15/2018	12:17	12:18	12:38	20	247 EDWARDS LANE
			20:10	20:28	18	247 EDWARDS LN
			20:38	20:49	11	176 LAKE DR
			20:38	20:50	12	176 LAKE DR
			02:02	02:05	3	304 CLAREMONT LN
			02:12	02:32	20	98 LAKE DR
	05/16/2018	06:35	06:35	07:54	79	247 EDWARDS LANE
	05/16/2018	10:32	10:32	11:01	29	90 EDWARDS LANE
	05/16/2018	14:25	14:25	16:53	148	90 EDWARDS LANE
	05/16/2018	15:33	15:34	15:54	20	90 EDWARDS LANE
	05/16/2018	18:03	18:03	18:10	7	247 EDWARDS LANE
	05/16/2018	18:43	18:43	19:01	18	PARKWAY
	05/16/2018	20:17		21:47	0	90 EDWARDS LANE
	05/16/2018	21:46	21:46	21:56	10	PARKWAY
	05/16/2018	22:19	22:19	22:31	12	247 EDWARDS LANE
	05/17/2018	06:43	06:45	07:58	73	247 EDWARDS LANE
	05/17/2018	08:31	08:32	09:07	35	90 EDWARDS LANE
	05/17/2018	13:00	13:00	13:12	12	247 EDWARDS LANE
	05/17/2018	13:12	13:13	14:00	47	90 EDWARDS LANE
	05/17/2018	14:56	14:57	15:05	8	90 EDWARDS LANE
	05/17/2018	15:42	15:42	15:50	8	90 EDWARDS LANE
	05/17/2018	18:13	18:14	18:25	11	247 EDWARDS LANE
	05/17/2018	22:27	22:28	22:41	13	247 EDWARDS LANE
	05/18/2018	00:31	00:32	01:06	34	247 EDWARDS LANE
	05/18/2018	01:10	01:10	01:17	7	247 EDWARDS LANE
	05/18/2018	03:29	03:29	03:47	18	247 EDWARDS LANE
	05/18/2018	04:43	04:43	04:53	10	90 EDWARDS LANE
	05/18/2018	06:47	06:48	07:00	12	90 EDWARDS LANE
	05/18/2018	07:00	07:00	07:59	59	INLET
	05/18/2018	07:59	07:59	08:31	32	PARKWAY
	05/18/2018	08:31	08:31	09:00	29	247 EDWARDS LANE
	05/18/2018	09:34	09:34	10:05	31	INLET/PARKWAY
	05/18/2018	12:54	12:54	13:04	10	247 EDWARDS LANE
	05/18/2018	12:56	12:57	13:24	27	90 EDWARDS LANE
	05/18/2018	13:13	13:13	14:05	52	98 LAKE DRIVE
			22:23	22:54	31	90 EDWARDS
			23:33	23:45	12	98 LAKE DR
			23:34	23:45	11	98 LAKE DR
			23:45	23:56	11	142 LAKE DR
			23:45	23:57	12	142 LAKE DR
			02:04	02:15	11	247 EDWARDS LN
			03:41	04:38	57	98 LAKE DR
			03:43	04:32	49	98 LAKE DRIVE
	05/19/2018	06:34	06:34	06:59	25	90 EDWARDS LANE
	05/19/2018	07:00	07:00	07:32	32	PARKWAY
	05/19/2018	07:32	07:32	08:00	28	247 EDWARDS LANE
	05/19/2018	08:00	08:00	09:00	60	INLET
			20:42	21:02	20	247 EDWARDS LN
			22:02	22:22	20	247 EDWARDS LN
			00:54	01:33	39	247 EDWARDS LN
	05/20/2018	06:06	06:07	06:13	6	90 EDWARDS LANE
			23:27	00:29	62	98 LAKE DR
			23:27	00:29	62	98 LAKE DR
	05/21/2018	06:22	06:23	06:36	13	247 EDWARDS LANE

Event Type	Date Received	Time Dispatched	Time Arrived	Time Completed	Time Minutes	Location
	05/21/2018	06:36	06:36	06:51	15	90 EDWARDS LANE
	05/21/2018	10:02	10:03	10:16	13	90 EDWARDS LANE
	05/21/2018	13:35	13:36	14:49	73	90 EDWARDS LANE
	05/21/2018	14:51	15:08	15:08	0	90 EDWARDS LANE
	05/21/2018	16:12	16:13	16:17	4	90 EDWARDS LANE
	05/21/2018	20:14	20:14	20:31	17	90 EDWARDS LANE
	05/21/2018	23:50	23:50	23:58	8	247 EDWARDS LANE
	05/22/2018	01:31	01:31	02:20	49	247 EDWARDS LANE
	05/22/2018	05:27	05:27	05:35	8	90 EDWARDS LANE
	05/22/2018	05:27	05:28	05:34	6	247 EDWARDS LANE
	05/22/2018	06:28	06:29	06:46	17	INLET
	05/22/2018	11:40	11:40	11:54	14	90 EDWARDS LANE
	05/22/2018	12:56	12:57	13:03	6	247 EDWARDS LANE
	05/22/2018	13:04	13:05	13:53	48	90 EDWARDS LANE
	05/22/2018	13:51	13:52	14:02	10	90 EDWARDS LANE
	05/22/2018	17:31	17:32	18:12	40	247 EDWARDS LANE
			20:11	20:24	13	90 EDWARDS LN
			20:50	21:02	12	247 EDWARDS LN
			23:23	23:37	14	PARKWAY
			02:24	02:37	13	90 EDWARDS LN
			03:35	03:40	5	247 EDWARDS LANE
	05/23/2018	06:31	06:32	07:29	57	247 EDWARDS LANE
	05/23/2018	08:50	08:51	09:20	29	98 LAKE DRIVE
	05/23/2018	23:48	23:48	00:07	19	98 LAKE DRIVE
	05/23/2018	23:48	23:48	00:07	19	98 LAKE DRIVE
	05/24/2018	06:37	06:37	07:05	28	247 EDWARDS LANE
	05/24/2018	07:05	07:05	08:05	60	PARKWAY
	05/24/2018	08:05	08:06	08:31	25	90 EDWARDS LANE
	05/24/2018	08:32	08:32	09:16	44	INLET
	05/24/2018	09:16	09:17	09:47	30	90 EDWARDS LANE
	05/24/2018	09:24	09:24	10:00	36	BEACH
	05/24/2018	15:22	15:22	16:02	40	90 EDWARDS LANE
			23:08	23:41	33	247 EDWARDS LN
<b>Total Minutes: 6469</b>						<b>Count: 232</b>

#### ATV PATROL

05/04/2018	08:47	08:47	09:27	40	BEACH
05/04/2018	14:51	14:51	16:00	69	TOWN
		18:02	18:44	42	BEACH
		21:37	22:23	46	BEACH
		21:38	22:23	45	BEACH
		00:07	00:14	7	BEACH PATROL
		00:20	00:25	5	BEACH
		23:23	00:44	81	BEACH
		23:23	23:38	15	BEACH
05/08/2018	13:31	13:31	15:44	133	BEACH
05/11/2018	13:52	13:53	14:46	53	BEACH
05/16/2018	10:39	10:40	11:04	24	BEACH
05/18/2018	11:20	11:20	12:18	58	BEACH

**Total Minutes: 618**

**Count: 13**

#### BICYCLE PATROL

05/02/2018	10:35	10:40	12:53	133	PALM BEACH SHORES
05/05/2018	12:53	12:53	13:24	31	TOWN
05/05/2018	13:24	13:24	14:51	87	TOWN
05/06/2018	13:15	13:16	14:07	51	PALM BEACH SHORES
05/11/2018	10:16	10:17	13:17	180	PALM BEACH SHORES

**Total Minutes: 482**

**Count: 5**

#### CODE VIOLATION

05/07/2018	13:00	13:01	13:01	0	300 BLK BLOSSOM LANE
05/07/2018	13:00		13:54	0	300 BLK BLOSSOM LANE
05/20/2018	15:11	15:12	15:17	5	CASCADE LANE/ATLANTIC AVENUE

**Total Minutes: 5**

**Count: 3**

Event Type	Date Received	Time Dispatched	Time Arrived	Time Completed	Time Minutes	Location
<b>HOUSE CHECK</b>						
	05/02/2018	12:31	12:32	14:31	119	PALM BEACH SHORES
	05/03/2018	09:21	09:21	09:37	16	PALM BEACH SHORES
	05/03/2018	09:21	09:51	13:14	203	PALM BEACH SHORES
	05/06/2018	10:04	10:05	11:31	86	PALM BEACH SHORES
	05/07/2018	14:19	14:19	15:13	54	BAMBOO ROAD/BLOSSOM LANE/CASCADE LANE
	05/07/2018	15:17	15:18	17:40	142	PALM BEACH SHORES
	05/08/2018	09:16	09:17	11:56	159	PALM BEACH SHORES
	05/09/2018	09:59	10:02	11:50	108	PALM BEACH SHORES
	05/11/2018	06:55	06:55	08:15	80	PALM BEACH SHORES
	05/12/2018	06:18	06:18	08:06	108	PALM BEACH SHORES
	05/16/2018	06:39	06:40	08:10	90	PALM BEACH SHORES
	05/17/2018	06:30	06:31	07:57	86	PALM BEACH SHORES
	05/21/2018	10:09	10:09	11:43	94	PALM BEACH SHORES
	05/22/2018	07:26	07:27	09:27	120	PALM BEACH SHORES
	05/23/2018	09:38	09:38	11:42	124	PALM BEACH SHORES
	05/24/2018	10:14	10:14	12:19	125	TOWN
					<b>Total Minutes: 1714</b>	
						<b>Count: 16</b>
<b>OPEN DOOR</b>						
			00:05	00:09	4	LAKE DR/BLOSSOM LN
			01:09	01:10	1	LAKE DR/BLOSSOM LN
			01:39	01:40	1	LINDA LANE/OCEAN AVE
					<b>Total Minutes: 6</b>	
						<b>Count: 3</b>
<b>RADAR</b>						
	05/03/2018	12:44	12:45	14:31	106	LAKE DRIVE
	05/11/2018	13:17	13:17	13:45	28	LAKE DRIVE
	05/16/2018	11:46	11:46	11:48	2	LAKE DRIVE
	05/16/2018	12:08	12:08	12:13	5	LAKE DRIVE
					<b>Total Minutes: 141</b>	
						<b>Count: 4</b>
<b>SEGWAY PATROL</b>						
	05/01/2018	10:25	10:25	11:46	81	TOWN
			18:57	19:16	19	CITY WIDE
	05/04/2018	09:41	09:41	12:10	149	TOWN
	05/05/2018	09:45	09:45	12:43	178	TOWN
			18:58	19:27	29	PARKWAY
	05/08/2018	16:19	16:19	16:35	16	BEACH
			20:17	20:40	23	PARKWAY
	05/14/2018	10:09	10:09	12:28	139	TOWN
	05/15/2018	09:47	09:48	11:41	113	TOWN
	05/21/2018	10:03	10:04	10:08	4	PALM BEACH SHORES
					<b>Total Minutes: 751</b>	
						<b>Count: 10</b>
<b>TRAFFIC OPERATION</b>						
			00:43	02:17	94	100 LAKE DR
			00:45	01:04	19	BLOSSOM LN/LAKE DR
			21:03	21:20	17	BLOSSOM LN/LAKE DR
			20:54	21:37	43	200 INLET WAY
			23:18	23:22	4	BLOSSOM LN/LAKE DR
			22:11	22:28	17	BLOSSOM LANE/LAKE DRIVE
			22:28	22:50	22	BAMBOO LANE/LAKE DRIVE
			22:49	23:03	14	BLOSSOM LN/LAKE DR
	05/22/2018	16:48	16:49	17:15	26	EDWARDS LANE / OCEAN AVENUE
	05/23/2018	08:48	08:50	08:51	1	BLOSSOM LANE / LAKE DRIVE
	05/24/2018	00:07	00:08	00:15	7	247 EDWARDS LANE
					<b>Total Minutes: 264</b>	
						<b>Count: 11</b>



Event Type	Date Received	Time Dispatched	Time Arrived	Time Completed	Time Minutes	Location
<b>VEHICLE PATROL</b>						
			01:05	02:16	71	CITY WIDE
			03:17	03:37	20	CITY WIDE
	05/01/2018	10:09	10:09	10:25	16	TOWN
	05/01/2018	13:02	13:03	14:34	91	TOWN
			22:05	22:50	45	CITY WIDE
			23:26	23:42	16	CITY WIDE
			23:46	00:16	30	CITY WIDE
			05:30	06:03	33	CITY WIDE
			05:30	08:47	197	CITY WIDE
	05/02/2018	09:08	09:08	10:04	56	PALM BEACH SHORES
	05/02/2018	10:06	10:06	10:09	3	PALM BEACH SHORES
	05/02/2018	10:12	10:12	10:36	24	PALM BEACH SHORES
	05/02/2018	10:12	10:13	10:17	4	PALM BEACH SHORES
	05/02/2018	10:30	10:30	12:15	105	PALM BEACH SHORES
	05/02/2018	12:30	12:30	13:44	74	PALM BEACH SHORES
	05/02/2018	14:13	14:14	16:35	141	PALM BEACH SHORES
	05/02/2018	14:46	14:46	16:34	108	PALM BEACH SHORES
	05/02/2018	20:14	20:14	20:46	32	247 EDWARDS LANE
	05/02/2018	23:08	23:08	00:12	64	247 EDWARDS LANE
	05/02/2018	23:30	23:31	00:12	41	247 EDWARDS LANE
	05/03/2018	02:37	02:37	04:20	103	247 EDWARDS LANE
	05/03/2018	04:39	04:39	05:04	25	247 EDWARDS LANE
	05/03/2018	06:00	06:01	08:23	142	PALM BEACH SHORES
	05/03/2018	08:23	08:23	09:38	75	PALM BEACH SHORES
	05/03/2018	09:55	09:55	11:57	122	PALM BEACH SHORES
	05/03/2018	12:36	12:36	12:44	8	PALM BEACH SHORES
	05/03/2018	14:31	14:32	15:22	50	PALM BEACH SHORES
	05/03/2018	14:53	14:54	15:17	23	PALM BEACH SHORES
	05/03/2018	15:33	15:33	16:54	81	PALM BEACH SHORES
	05/03/2018	15:49	15:50	16:37	47	PALM BEACH SHORES
	05/03/2018	15:53	15:53	16:53	60	PALM BEACH SHORES
	05/03/2018	18:27	18:28	20:49	141	CLAREMONT LANE
	05/03/2018	20:09	20:10	20:49	39	247 EDWARDS LANE
	05/03/2018	21:51	21:52	23:15	83	247 EDWARDS LANE
	05/03/2018	21:51	21:52	22:32	40	247 EDWARDS LANE
	05/04/2018	04:55	04:56	04:57	1	247 EDWARDS LANE
	05/04/2018	05:11	05:11	07:51	160	247 EDWARDS LANE
	05/04/2018	07:50	07:51	08:25	34	TOWN
	05/04/2018	09:27	09:28	10:47	79	TOWN
	05/04/2018	13:35	13:35	14:50	75	TOWN
			18:37	18:58	21	CITY WIDE
			20:49	21:03	14	CITY WIDE
			21:20	22:11	51	CITY WIDE
			00:54	02:51	117	CITY WIDE
			01:58	02:51	53	CITY WIDE
			03:46	03:49	3	CITY WIDE
			04:07	04:45	38	CITY WIDE
	05/05/2018	09:14	09:14	09:18	4	TOWN
	05/05/2018	09:28	09:28	09:44	16	TOWN
	05/05/2018	09:48	09:48	12:53	185	TOWN
	05/05/2018	12:44	12:44	13:17	33	TOWN
	05/05/2018	14:08	14:08	17:02	174	TOWN
	05/05/2018	14:51	14:51	17:02	131	TOWN
			20:10	20:34	24	CITY WIDE
			20:26	20:33	7	CITYWIDE
			00:26	02:12	106	CITY WIDE
			00:42	04:59	257	CITY WIDE
	05/06/2018	07:52	07:52	10:04	132	PALM BEACH SHORES
	05/06/2018	08:04	08:04	10:04	120	PALM BEACH SHORES
	05/06/2018	08:17	08:18	12:12	234	PALM BEACH SHORES
	05/06/2018	11:31	11:31	12:12	41	PALM BEACH SHORES
	05/06/2018	12:25	12:25	13:16	51	PALM BEACH SHORES
	05/06/2018	12:38	12:39	14:10	91	PALM BEACH SHORES
			20:50	22:13	83	CITY WIDE
			00:44	00:58	14	CITY WIDE
			03:40	04:46	66	CITY WIDE
	05/07/2018	07:10	07:10	09:41	151	PALM BEACH SHORES
	05/07/2018	08:31	08:31	12:21	230	PALM BEACH SHORES

Event Type	Date Received	Time Dispatched	Time Arrived	Time Completed	Time Minutes	Location
	05/07/2018	09:28	09:29	12:21	172	PALM BEACH SHORES
	05/07/2018	10:06	10:07	12:21	134	PALM BEACH SHORES
	05/07/2018	12:32	12:32	12:52	20	PALM BEACH SHORES
	05/07/2018	13:11	13:11	13:37	26	PALM BEACH SHORES
	05/07/2018	13:29	13:37	14:18	41	PALM BEACH SHORES
	05/07/2018	13:53	13:54	17:04	190	PALM BEACH SHORES
	05/07/2018	15:45	15:45	17:18	93	PALM BEACH SHORES
	05/07/2018	19:44	19:44	20:17	33	247 EDWARDS LANE
	05/08/2018	00:02	00:02	05:03	301	247 EDWARDS LANE
	05/08/2018	01:29	01:29	05:25	236	247 EDWARDS LANE
	05/08/2018	06:10	06:11	10:38	267	PALM BEACH SHORES
	05/08/2018	09:45	09:45	09:51	6	PALM BEACH SHORES
	05/08/2018	11:04	11:06	11:50	44	PALM BEACH SHORES
	05/08/2018	11:56	11:58	12:31	33	PALM BEACH SHORES
	05/08/2018	12:01	12:01	16:35	274	PALM BEACH SHORES
	05/08/2018	12:01	12:02	13:30	88	PALM BEACH SHORES
	05/08/2018	12:47	12:47	15:58	191	PALM BEACH SHORES
	05/08/2018	16:18	16:18	16:35	17	PALM BEACH SHORES
			19:29	21:19	110	CITY WIDE
			19:32	20:04	32	CITY WIDE
			23:59	00:05	6	CITY WIDE
			00:02	00:05	3	CITY WIDE
			00:11	01:09	58	CITY WIDE
			00:12	03:38	206	CITY WIDE
			01:57	02:28	31	CITY WIDE
			03:53	07:12	199	CITY WIDE
			04:16	04:40	24	CITY WIDE
	05/09/2018	06:42	06:43	07:09	26	PALM BEACH SHORES
	05/09/2018	07:36	07:36	09:49	133	PALM BEACH SHORES
	05/09/2018	10:28	10:28	12:33	125	PALM BEACH SHORES
	05/09/2018	11:51	12:33	14:36	123	PALM BEACH SHORES
	05/09/2018	12:57	12:57	15:31	154	PALM BEACH SHORES
	05/09/2018	12:58	12:58	16:25	207	PALM BEACH SHORES
	05/09/2018	20:55	20:56	21:10	14	247 EDWARDS LANE
	05/09/2018	21:02	21:02	21:11	9	247 EDWARDS LANE
	05/09/2018	22:06	22:06	23:04	58	247 EDWARDS LANE
	05/09/2018	23:10	23:10	23:13	3	247 EDWARDS LANE
	05/09/2018	23:34	23:34	00:17	43	247 EDWARDS LANE
	05/10/2018	00:46	00:46	01:29	43	247 EDWARDS LANE
	05/10/2018	01:12	01:12	01:21	9	247 EDWARDS LANE
	05/10/2018	01:48	01:48	02:17	29	98 LAKE DRIVE
	05/10/2018	02:18	02:18	02:22	4	247 EDWARDS LANE
			19:01	19:05	4	CITY WIDE
			19:20	19:54	34	CITY WIDE
			21:35	21:41	6	CITY WIDE
			00:04	00:39	35	CITY WIDE
			02:26	03:15	49	CITY WIDE
			03:25	04:10	45	CITY WIDE
			04:10	04:10	0	CITY WIDE
	05/11/2018	06:11	06:11	06:55	44	PALM BEACH SHORES
	05/11/2018	08:18	09:50	10:13	23	PALM BEACH SHORES
	05/11/2018	08:19	09:51	10:13	22	PALM BEACH SHORES
	05/11/2018	11:52	11:53	13:17	84	PALM BEACH SHORES
	05/11/2018	13:49	13:50	13:52	2	PALM BEACH SHORES
	05/11/2018	13:53	13:53	14:12	19	PALM BEACH SHORES
	05/11/2018	15:56	15:56	16:30	34	PALM BEACH SHORES
	05/11/2018	15:56	15:57	16:27	30	PALM BEACH SHORES
	05/11/2018	19:46	19:46	20:52	66	247 EDWARDS LANE
	05/11/2018	20:32	20:32	20:49	17	247 EDWARDS LANE
	05/11/2018	21:40	21:40	22:07	27	247 EDWARDS LANE
	05/12/2018	00:21	00:22	00:51	29	247 EDWARDS LANE
	05/12/2018	00:30	00:30	04:01	211	247 EDWARDS LANE
	05/12/2018	01:38	01:39	04:05	146	247 EDWARDS LANE
	05/12/2018	04:22	04:22	08:05	223	247 EDWARDS LANE
	05/12/2018	04:32	04:32	04:53	21	247 EDWARDS LANE
	05/12/2018	08:09	08:10	10:15	125	PALM BEACH SHORES
	05/12/2018	08:17	08:18	09:53	95	PALM BEACH SHORES
	05/12/2018	10:04	10:05	11:15	70	PALM BEACH SHORES
	05/12/2018	11:27	11:27	13:34	127	PALM BEACH SHORES
	05/12/2018	11:38	11:39	14:44	185	PALM BEACH SHORES

Event Type	Date Received	Time Dispatched	Time Arrived	Time Completed	Time Minutes	Location
	05/12/2018	13:44	13:44	14:12	28	PALM BEACH SHORES
	05/12/2018	14:16	14:16	14:54	38	PALM BEACH SHORES
	05/12/2018	14:17	14:17	15:30	73	PALM BEACH SHORES
	05/12/2018	15:08	15:08	15:27	19	PALM BEACH SHORES
	05/12/2018	15:28	15:28	17:16	108	PALM BEACH SHORES
	05/12/2018	15:57	15:58	17:14	76	PALM BEACH SHORES
	05/12/2018	19:11	19:11	19:56	45	247 EDWARDS LANE
	05/12/2018	20:20	20:20	21:30	70	247 EDWARDS LANE
	05/13/2018	00:04	00:05	02:00	115	247 EDWARDS LANE
	05/13/2018	00:05	00:05	00:10	5	247 EDWARDS LANE
	05/13/2018	01:04	01:04	02:07	63	247 EDWARDS LANE
	05/13/2018	06:39	06:39	09:42	183	PALM BEACH SHORES
	05/13/2018	09:12	09:13	09:31	18	PALM BEACH SHORES
	05/13/2018	09:44	09:44	10:12	28	PALM BEACH SHORES
	05/13/2018	09:49	09:49	12:20	151	PALM BEACH SHORES
	05/13/2018	12:04	12:04	15:07	183	PALM BEACH SHORES
	05/13/2018	12:22	12:22	13:49	87	PALM BEACH SHORES
			20:16	21:03	47	CITY WIDE
			23:18	01:49	151	CITY WIDE
	05/14/2018	00:23	00:23	01:49	86	247 EDWARDS LANE
	05/14/2018	02:00	02:00	02:21	21	247 EDWARDS LANE
	05/14/2018	03:39	03:39	05:10	91	247 EDWARDS LANE
	05/14/2018	04:42	04:42	04:58	16	247 EDWARDS LANE
			22:41	00:21	100	CITY WIDE
			20:52	22:03	71	CITY WIDE
			01:25	02:12	47	CITY WIDE
			02:32	04:11	99	CITY WIDE
	05/16/2018	07:43	08:28	10:33	125	PALM BEACH SHORES
	05/16/2018	08:48	08:49	10:32	103	PALM BEACH SHORES
	05/16/2018	11:01	11:02	11:45	43	PALM BEACH SHORES
	05/16/2018	12:13	12:13	12:21	8	PALM BEACH SHORES
	05/16/2018	12:25	12:25	15:33	188	PALM BEACH SHORES
	05/16/2018	13:17	13:17	16:52	215	PALM BEACH SHORES
	05/16/2018	15:54	15:55	16:53	58	PALM BECH SHORES
	05/16/2018	19:00	19:01	20:34	93	247 EDWARDS LANE
	05/17/2018	00:33	00:33	02:17	104	247 EDWARDS LANE
	05/17/2018	00:44	00:44	02:17	93	247 EDWARDS LANE
	05/17/2018	09:04	09:07	11:46	159	PALM BEACH SHORES
	05/17/2018	11:47	11:48	13:20	92	PALM BEACH SHORES
	05/17/2018	12:11	12:11	13:20	69	PALM BEACH SHORES
	05/17/2018	13:28	13:29	15:42	133	PALM BECH SHORES
	05/17/2018	14:01	14:01	14:57	56	PALM BEACH SHORES
	05/17/2018	15:51	15:51	16:01	10	PALM BEACH SHORES
	05/17/2018	15:54	15:54	16:47	53	PALM BEACH SHORES
	05/17/2018	20:10	20:10	20:47	37	247 EDWARDS LANE
	05/18/2018	01:06	01:06	04:42	216	247 EDWARDS LANE
	05/18/2018	01:17	01:17	03:28	131	247 EDWARDS LANE
	05/18/2018	04:31	04:31	04:53	22	247 EDWARDS LANE
	05/18/2018	04:54	04:54	05:40	46	247 EDWARDS LANE
			20:35	22:49	134	TOWN PATROL
			23:03	23:23	20	TOWN PATROL
			03:20	03:43	23	TOWN PATROL
			19:33	21:11	98	TOWN PATROL
			21:02	22:01	59	TOWN PATROL
			22:40	22:50	10	TOWN PATROL
			00:23	00:54	31	TOWN PATROL
			03:12	04:47	95	TOWN PATROL
			19:33	19:38	5	TOWN
			19:50	19:57	7	TOWN
			23:16	23:25	9	TOWN PATROL
			00:32	00:44	12	TOWN PATROL
			03:39	05:17	98	TOWN PATROL
	05/21/2018	06:52	06:52	10:01	189	PALM BEACH SHORES
	05/21/2018	10:16	10:16	11:50	94	PALM BEACH SHORES
	05/21/2018	11:44	11:53	13:36	103	PALM BEACH SHORES
	05/21/2018	11:49	11:50	12:23	33	PALM BEACH SHORES
	05/21/2018	13:36	13:37	13:54	17	PALM BEACH SHORES
	05/21/2018	14:04	14:05	16:12	127	PALM BEACH SHORES
	05/21/2018	16:17	16:17	17:17	60	PALM BEACH SHORES
	05/21/2018	16:41	16:42	18:24	102	PALM BEACH SHORES

Event Type	Date Received	Time Dispatched	Time Arrived	Time Completed	Time Minutes	Location
	05/21/2018	23:36	23:36	01:31	115	247 EDWARDS LANE
	05/22/2018	00:03	00:03	01:57	114	247 EDWARDS LANE
	05/22/2018	02:33	02:33	05:01	148	247 EDWARDS LANE
	05/22/2018	03:14	03:15	05:27	132	247 EDWARDS LANE
	05/22/2018	05:34	05:34	06:28	54	247 EDWARDS LANE
	05/22/2018	06:46	06:47	06:57	10	PALM BEACH SHORES
	05/22/2018	09:28	09:28	09:54	26	PALM BEACH SHORES
	05/22/2018	10:13	10:14	12:56	162	PALM BEACH SHORES
	05/22/2018	10:31	10:31	11:40	69	PALM BEACH SHORES
	05/22/2018	11:54	11:54	13:04	70	PALM BEACH SHORES
	05/22/2018	13:03	13:04	13:51	47	PALM BEACH SHORES
	05/22/2018	14:02	14:03	16:10	127	PALM BEACH SHORES
			18:12	18:35	23	TOWN PATROL
			18:35	18:57	22	TOWN PATROL
			19:39	21:26	107	TOWN PATROL
			20:32	20:49	17	TOWN PATROL
			21:26	22:14	48	TOWN PATROL
			23:37	02:24	167	TOWN PATROL
			04:11	04:24	13	TOWN PATROL
	05/23/2018	09:20	09:21	10:26	65	PALM BEACH SHORES
	05/23/2018	10:38	10:39	11:35	56	PALM BEACH SHORES
	05/23/2018	11:49	11:50	13:59	129	PALM BEACH SHORES
	05/23/2018	14:24	14:24	15:15	51	PALM BEACH SHORES
	05/23/2018	18:11	18:11	18:36	25	247 EDWARDS LANE
	05/23/2018	19:47	19:47	20:08	21	247 EDWARDS LANE
	05/23/2018	19:47	19:48	20:08	20	247 EDWARDS LANE
	05/23/2018	20:13	20:14	20:27	13	247 EDWARDS LANE
	05/23/2018	22:06	22:06	23:47	101	247 EDWARDS LANE
	05/23/2018	22:06	22:06	23:47	101	247 EDWARDS LANE
	05/24/2018	00:07	00:08	00:15	7	247 EDWARDS LANE
	05/24/2018	05:08	05:08	06:31	83	247 EDWARDS LANE
	05/24/2018	17:51	17:52	18:10	18	TOWN
Total Minutes:					18154	

Count: 240

## VEHICLE STOP

		03:38	03:41	3	100 LAKE DRIVE
		00:17	00:47	30	CASCADE LANE/PARKWAY
		21:05	21:08	3	145 OCEAN AVE
		21:10	21:11	1	145 OCEAN AVE
		03:55	03:58	3	145 OCEAN AVE
05/08/2018	11:50	11:55	11:55	0	98 LAKE DRIVE
		21:41	21:46	5	100 INLET WAY
		22:19	22:27	8	300 BAMBOO LANE
		22:38	22:50	12	300 SANDAL LN
		23:08	23:12	4	98 LAKE DR
		20:50	21:08	18	115 INLET WAY
		23:45	03:02	197	CASCADE LANE/LAKE DRIVE
05/16/2018	12:21	12:24	12:25	1	100 BLOCK EDWARDS LANE
		22:54	23:02	8	220 LAKE DR
		13:20	15:46	146	100 CLAREMONT LN
		23:21	23:25	4	300 EDWARDS LN
05/23/2018	10:26	10:28	10:31	3	98 LAKE DRIVE

Total Minutes: 446

Count: 17

TOTAL ITEMS: 554

**PALM BEACH SHORES  
POLICE DEPARTMENT**

247 EDWARDS LANE  
PALM BEACH SHORES, FL 33404  
561-844-3456

**CITATION LIST REPORT**

**CITATION LIST SEARCH**

Citation Report Date = 05/01/2018 to 05/31/2018

**CITATION LIST SEARCH RESULTS**

CITATION TYPE	1ST OFFENSE	CITATION NO	DATE	LOCATION	NAME	DOB
VOID		1807-GSXX	05/02/2018			
TRAFFIC		1808-GSXX	05/02/2018	LAKE DRIVE	BOLANAS, BRIENNA	09/27/1994
TRAFFIC		1809-GSX1	05/10/2018	BAMBOO RD / LAKDE DR	FERNANDEZ, JOSEPH I	05/27/1963
TRAFFIC	322.34(2)(A)	1811-GSX 6	05/15/2018	LAKE DRIVE	CELESTIN, COLLEEN	12/05/1987
TRAFFIC	316.215(1)	1812-GSX 7	05/15/2018	LAKE DRIVE	CELESTIN, COLLEEN	12/05/1987
CRIMCIT		1901-GSX7	05/17/2018	115 BAMBOO RD / PARKING	SHOWERS, ANDREW	01/26/1990
TRAFFIC		1957-GSX1	05/20/2018	100 BLOCK CLAREMONT LN	AIKEN, JUSTIN G	11/23/1985
TRAFFIC		2053-GSX7	05/11/2018	98 LAKE DR	ROMAIN, MISS TEDDY	07/13/1992
VOID		2076-GSX3	05/24/2018			
WARNING		H500101582680	05/08/2018	EDWARDS LN / LAKE DR	HEINE, CHRIS ALLEN	07/28/1959
WARNING		K612423861420	05/14/2018	BAMBOO RD / LAKE DR	KRIPAS, JARED CHASE	04/22/1986
WARNING		L530535896610	05/10/2018	BLOSSOM LN / LAKE DR	LUNDY, LEASIA	05/01/1989

**TOTAL CITATION: 12**

**PALM BEACH SHORES  
POLICE DEPARTMENT**

247 EDWARDS LANE  
PALM BEACH SHORES, FL 33404  
561-844-3456

**PARKING LIST REPORT**


**PARKING LIST SEARCH**

Parking Report Date = 05/01/2018 to 05/31/2018

**PARKING LIST SEARCH RESULTS**

CITATION NO	ISSUED	VEHICLE	OWNER	LOCATION
09978	05/06/2018			100 BRAVADO LN
10557	05/20/2018	292MJZ, FL HOND		90 EDWARDS LN
10687	05/18/2018			BEACH LOT
10688	05/24/2018			VOID
10766	05/15/2018			90 EDWARDS LN
10829	05/19/2018	619VNN, FL		90 EDWARDS LN
10830	05/20/2018	Y49PIZ, FL		90 EDWARDS LN
10876	05/20/2018	JJKK58, FL NISS 2006		90 EDWARDS LN
11216	05/11/2018	211PNF, FL SUBA		90 EDWARDS LN
11217	05/12/2018	M858BQ, FL CADI		106 INLET WAY
11218	05/13/2018	ECRR96, FL		226 INLET WAY
11219	05/22/2018	0B7350, TN FORD		123 OCEAN AVE
11220	05/27/2018	8BVV138, CA		107 LINDA LN

**TOTAL PARKING: 13**



(561) 848-2581  
FAX (561) 848-2665  
sdshores@aol.com

June 2, 2018

Hon. Myra Koutzen, Mayor  
Steven Langevin, Chief of Police  
Town of Palm Beach Shores  
247 Edwards Lane  
Palm Beach Shores, FL 33404

Dear Mayor Koutzen and Chief Langevin,

On Saturday, April 28<sup>th</sup>, my SUV was stolen from the parking lot of our resort. I want to apologize for my carelessness which resulted in this preventable loss. While I regret that the thief has not been apprehended, my primary reason for writing is to express my gratitude and appreciation for the efficient, kind, and thorough manner in which this case has been handled by your officers.

Of course, I was very upset to learn that my vehicle had been taken and in quite a state. Officer Lerner was dispatched to take the initial report and he was very patient and polite with me, gathered the necessary information, and got a BOLO out. I also want to commend Officer Sheehy who made a note of my license tag from the BOLO and then spotted my Subaru parked in Riviera Beach on his way home from work leading to my recovery of the car the very next day. That is astute observation and great police work. He and Sgt. Simmons waited at the scene on Sunday afternoon until I was able to get up there with a spare set of keys, completed a DNA swab on the interior, and then released it back to me.

Everyone at the town and police department with whom I dealt was helpful and understanding, and this really made a difference as I contended with a difficult situation. Please pass my thanks along to them. I am happy to work in the best little town in Florida, and now I know from personal experience it has the best little police force in Florida as well!

Sincerely,

Rich Snyder, GM



## WEST PALM BEACH

Police Department



*Sarah J. Mooney*  
*Chief of Police*

May 30, 2018

Chief Steve Langevin  
Palm Beach Shores Police Department  
247 Edwards Road  
Palm Beach Shores, FL 33404

Chief Langevin,

On April 5, 2018, **Officer James Boyd** participated in the 2018 Tip-A-Cop event to raise money for Special Olympics. He assisted wait staff to earn "Tips" for Special Olympics at Duffy's located in Boynton Beach. Throughout the county, there were officers at three different Duffy's locations all working with volunteers from other local law enforcement agencies to raise a total of **\$11,273** in just four hours! All money raised goes directly to Florida based Special Olympics athletes and their families to pay their expenses associated with the various Special Olympics competitions across the state.

Duffy's has hosted this event for several years and it continues to grow. Through the enthusiastic participation of the volunteers, we have managed to increase our total earnings every year for the past seven years! This is a testament to the commitment of people like Officer Boyd who volunteered this year. I would like to thank and recognize him for his participation.

In addition, **Officer Boyd** was your Agency Coordinator for the Law Enforcement Torch Run for Special Olympics which was held April 25<sup>th</sup>. He attended coordination meetings and helped to ensure Palm Beach Shores Police Department had a presence at the event. I thank Officer Boyd for his enthusiasm and willingness to get involved this year!


Sincerely,

Chief Sarah J. Mooney

600 Banyan Boulevard - West Palm Beach, Florida 33401

Main 561.822.1900

Records 561.822.1880 Fax 561.822.1692 Investigations 561.822.1700 Fax 561.822.1704  
wpb.org/police







## Palm Beach Shores Police Department

247 Edwards Lane  
Palm Beach Shores, Florida 33404  
Phone (561) 844-3456 Fax (561) 844-9189

ITEM 6b1

June 18 2018

Steven Langevin  
Chief of Police

Mayor/Commissioners  
May 2018 Police report

Attached you will find the monthly stats for calls for service and alike.

I apologize for not being able to join you I have to attend the new chief's seminar put on by the Florida Police chiefs association in Tallahassee, hopefully it will be worth the 6 hour drive!

We are nearly complete with the active shooter/response to threat training, we completed the policy a month and one half back but were waiting to assemble the weapons and gather what was needed, once the weaponry was complete the five to six hour classroom training has begun in segments figuring timing for the day and night shift officers. In between we have completed many of the officers in hands on training with the patrol rifle and learning the workings of the weapon itself.

From there we move on to classroom training in officer's involvement with autism persona and mental health issues. This is in conjunction to our monthly on line training from the police law institute.

Lately it seemed as if whatever could break did, the cabling nightmare for computers servers' video etc. has been fixed. The new IT Company has done a tremendous job of finding weaknesses and repairing them they also have installed software on every computer to let us know what problems are occurring and how to rectify it. I am working on the officer's report writing room now utilizing the best use of space for computers printers and an area to interview.

We have been planning for the July 4<sup>th</sup> Riviera Beach Fireworks event and continue to do so, there will be a meeting of any concerned party at town hall on Friday June 29 at 1PM. I was advised last night that the Sheriff's office will be deploying personnel on Peanut Island and Phil Foster which will help immensely and I am in contact with them for any updates.

Thank you again for all your help and support, please call or stop by with any questions.



# Palm Beach Shores Police

247 Edwards Lane  
Palm Beach Shores FL 33404  
Office 561-844-9456  
Fax: 561-844-9189

Steven J. Langevin  
Chief of Police

Date: 6/14/18

Mayor Myra Koutzen

Chief Steve Langevin

Police Activities for February

---

2018			
Criminal Arrests	6	Town Ordinance Violations	5
Parking Citations	13	Segway Patrol Hours	12.5
Verbal Warnings		ATV Patrol Hours	10.3
Written Warnings	3	Bike Patrol Hours	8.3
Traffic Citations	7	Foot Patrol Hours	308
House checks hours	28.5	Radar and traffic	4.4
Complaints/Calls for Assistance	102		
Patrol Mileage			

Domestic Battery  
Drugs  
2 Arrest warrants  
Disorderly  
Intoxication

# **PALM BEACH SHORES POLICE DEPARTMENT**

247 EDWARDS LANE  
PALM BEACH SHORES, FL 33404  
561-844-3456

## **ARREST SUMMARY**

ARREST DATE FROM <b>5/1/2018 00:00</b>	ARREST DATE TO <b>5/31/2018 23:59</b>
INCLUDE JUVENILE <b>No</b>	VIOLATION KEYWORD

ARREST DATE	NAME	DESCRIPTION	DOB	AGE/ JUV	CASE NO	ARREST NO	TOT CHRGs	CUSTODY STATUS	BOOKED AT	ARREST LOCATION	OCCUPATION
05/13/2018 02:24		WM	09/24/1956	61 N	1800343	1800343		B	PBSO	306 BRAVADO LN., PALM BEACH SHORES, FL	
05/17/2018 03:10	<del>SHAWNEE</del>	BM 606 195 BLK BRO	01/26/1990	28 N	1800350	1800350		B	PBSO	115 BAMBOO RD., PALM BEACH SHORES, FL	SHELF STOCKER
ES 05/20/2018 00:00		WM 6 160 BRO BRO	11/23/1985	32 N	1800354			B	PBSO	100 CLAREMONT LANE	
05/20/2018 19:58		WM 508 150 BRO BRO	07/26/1982	35 N	1800355			B	PBSO	181 OCEAN AVENUE	
05/23/2018 00:00		WM 135 135 BRO BLU	09/13/1995	22 N	1601325				PBSO		
05/27/2018 05:55		WM 63 175 BRO BLK	01/05/1978	40 N	1800373			B	PBSO	101 TACOMA LANE # 36, PALM BEACH SHORES	

**TOTAL ARRESTS: 6**

**TOTAL CHARGES: 0**

# PALM BEACH SHORES POLICE DEPARTMENT

247 EDWARDS LANE  
PALM BEACH SHORES, FL 33404  
561-844-3456

## CASE NUMBER SUMMARY

REPORT DATE FROM  
**05/01/2018 00:00**

REPORT DATE TO  
**05/31/2018 23:59**

CASE NO	EVENT NO	PIN	DATE FILED	CASE TYPE	REPORT TYPE	LOCATION	REPORT DATE	STATUS DATE	REPORT STATUS	DISP DATE	DISPO	NON DIS	CMP
1800310	1805010014	7725	05/01/2018	INFO	INFO	112 CLAREMONT LN	05/01/2018 16:54	05/01/2018	CE	05/01/2018	CE	N	Y
1800311		7739	05/01/2018	INFO	INFO	247 EDWARDS LN	05/01/2018 17:59	05/01/2018	CE	05/01/2018	CE	N	Y
1800312		7742	05/02/2018	TRAFFIC	TRAFFIC	300 CASCADE LN	05/02/2018 00:30	05/02/2018	CE	05/02/2018	CE	N	Y
1800313	1805020025	7740	05/02/2018	DISTURB	DISTURB	300 BAMBOO RD	05/02/2018 17:54	05/02/2018	CE	05/02/2018	CE	N	Y
1800314	1805030001	7720	05/03/2018	INFO	INFO	100 CASCADE LN	05/03/2018 00:13	05/03/2018	CLOSED	05/03/2018	CE	N	Y
1800315	1805030033	7740	05/03/2018	INFO	INFO	98 LAKE DR	05/03/2018 21:32	05/03/2018	INFO	05/03/2018	INFO	N	Y
1800316	1805030036	7720	05/04/2018	DISTURB	DISTURB	220 INLET WAY 3	05/03/2018 23:16	05/04/2018	CLOSED	05/04/2018	CE	N	Y
1800317	1805030037	7720	05/04/2018	DISTURB	DISTURB	112 CLAREMONT LN	05/03/2018 23:31	05/04/2018	CLOSED	05/04/2018	CE	N	Y
1800318		7744	05/04/2018	INFO	INFO	112 CLAREMONT LN	05/04/2018 13:26	05/04/2018	INFO	05/04/2018	INFO	N	Y
1800319	1805050004	7742	05/05/2018	SUSPICIOUS	SUSPICIOUS	165 OCEAN AVE 5	05/05/2018 02:52	05/05/2018	CE	05/05/2018	CE	N	Y
1800320	1805050020	7719	05/05/2018	SUSPICIOUS	SUSPICIOUS	71 OCEAN AVE	05/05/2018 13:13	05/05/2018	CE			N	Y
1800321		7739	05/05/2018	DISTURB	DISTURB		05/05/2018 17:40	05/05/2018	CE	05/05/2018	CE	N	Y
1800322	1805050034	7742	05/05/2018	INFO	INFO	111 CASCASDE LN 2	05/05/2018 22:23	05/05/2018	CE	05/05/2018	CE	N	Y
1800323	1805060015	7719	05/06/2018	ALCOHOL	ALCOHOL	71 OCEAN AVE	05/06/2018 12:12	05/06/2018	CE			N	Y
1800324	1805060021	7745	05/06/2018	HARASSMENT	HARASSMENT	130 CLAREMONT LN	05/06/2018 15:16	05/06/2018	OPEN	05/06/2018	OPEN	N	Y
1800325	1805060022	7719	05/06/2018	FOUND PROPERTY	FOUND PROPERTY	90 EDWARDS LN	05/06/2018 16:27	05/06/2018	OPEN			N	Y
1800326	1805060024	7719	05/06/2018	SUSPICIOUS	SUSPICIOUS	107 LAKE DR	05/06/2018 17:45	05/06/2018	CE			N	Y
1800327	1805060023	7739	05/06/2018	DISTURB	DISTURB	100 BRAVADO LN	05/06/2018 17:31	05/06/2018	CE	05/06/2018	CE	N	Y
1800328		7744	05/07/2018	FOUND PROPERTY	FOUND PROPERTY		05/07/2018 07:49	05/07/2018	INFO	05/07/2018	INFO	N	Y
1800329	1805070017	7745	05/07/2018	SUSPICIOUS	SUSPICIOUS	143 BAMBOO RD	05/07/2018 12:20	05/07/2018	CLOSED			N	Y
1800330	1805070029	7725	05/07/2018	AOA	AOA	311 INLET LWAY 12	05/07/2018 17:41	05/07/2018	CE	05/07/2018	CE	N	Y
1800331	1805070033	7720	05/07/2018	INFO	INFO	115 INLET WAY 18	05/07/2018 20:17	05/07/2018	CLOSED	05/07/2018	CE	N	Y
1800332	1805080028	7740	05/08/2018	SUSPICIOUS	SUSPICIOUS	331 SANDAL LN	05/08/2018 20:47	05/08/2018	CE	05/08/2018	CE	N	Y
1800333	1805090005	7740	05/09/2018	SUSPICIOUS	SUSPICIOUS		05/09/2018 01:08	05/09/2018	CE	05/09/2018	CE	N	Y
1800334	1805090029	7739	05/09/2018	ALARM	ALARM	207 LINDA LN	05/09/2018 16:27	05/09/2018	CE	05/09/2018	CE	N	Y
1800335	1805090034	7742	05/09/2018	DRUGS	DRUGS	201 INLET WAY	05/09/2018 21:11	05/09/2018	ARREST	05/09/2018	ARREST	N	Y
1800336	1805100009	7739	05/11/2018	INFO	INFO	181 OCEAN AVE	05/10/2018 04:48	05/11/2018	CE	05/11/2018	CE	N	Y
1800337	1805100015	7725	05/10/2018	THEFT/PETIT	THEFT/PETIT	33 OCEAN AVE	05/10/2018 11:31	05/10/2018	CLOSED	05/10/2018	CE	N	Y
1800338	1805110020	7736	05/11/2018	INFO	INFO	112 CLAREMONT LN 3A	05/11/2018 10:20	05/11/2018	CLOSED	05/11/2018	CE	N	Y
1800339	1805110021	7736	05/11/2018	INFO	INFO	247 EDWARDS LN	05/11/2018 10:57	05/11/2018	INFO	05/11/2018	INFO	N	Y
1800340		7736	05/11/2018	ALARM	ALARM	344 SANDAL LN	05/11/2018 14:12	05/11/2018	CE	05/11/2018	CE	N	Y
1800341	1805120041	7717	05/12/2018	MEDICAL	MEDICAL	300 B AMBOO RD 4	05/12/2018 17:14	05/13/2018	CE	05/13/2018	CE	N	Y
1800342	1805120043	7720	05/12/2018	INFO	INFO	247 EDWARDS LN	05/12/2018 18:55	05/12/2018	CLOSED	05/12/2018	CE	N	Y
1800343	1805130006	7720	05/13/2018	BATT	BATT	306 BRAVADO LN	05/13/2018 02:09	05/13/2018	ARREST	05/13/2018	ARREST	N	Y
1800344		7744	05/14/2018	FOUND PROPERTY	FOUND PROPERTY	247 EDWARDS LN	05/14/2018 11:49	05/14/2018	INFO	05/14/2018	INFO	N	Y
1800345	1805140013	7742	05/14/2018	TRAF CRASH	TRAF CRASH		05/14/2018 17:43	05/14/2018	CE	05/14/2018	CE	N	Y
1800346	1805140015	7742	05/14/2018	HARASSMENT	HARASSMENT	112 EDWARDS LN	05/14/2018 21:09	05/14/2018	CE	05/14/2018	CE	N	Y

CASE NO	EVENT NO	PIN	DATE FILED	CASE TYPE	REPORT TYPE	LOCATION	REPORT DATE	STATUS DATE	REPORT STATUS	DISP DATE	DISPO	NON DIS	CMP
1800347	1805140018	7742	05/15/2018	MVSTOP	MVSTOP		05/14/2018 23:45	05/15/2018	ARREST	05/15/2018	ARREST	N	Y
1800348		7745		LOST PROP	LOST PROP		05/15/2018 09:19					N	Y
1800349		7725	05/15/2018	THEFT/GRAND	THEFT/GRAND	182 LAKE DR	05/15/2018 10:30	05/27/2018	OPEN	05/27/2018	OPEN	N	Y
1800350		7740	05/17/2018	DRUGS	DRUGS	115 BAMBOO RD	05/17/2018 02:18	05/17/2018	ARREST	05/17/2018	ARREST	N	Y
1800351	1805180014	7745		AOA	AOA	300 BAMBOO RD	05/18/2018 09:01					N	Y
1800352	1805180016	7719	05/18/2018	INFO	INFO	112 CLAREMONT LN	05/18/2018 10:21	05/18/2018	CE			N	Y
1800353	1805180018	7725	05/18/2018	INFO	INFO	112 LINDA LN	05/18/2018 11:09	05/18/2018	CE	05/18/2018	CE	N	Y
1800354	1805200009	7725	05/20/2018	WARRANT ARREST	WARRANT ARREST	100 CLAREMONT LN	05/20/2018 13:20	05/20/2018	ARREST	05/20/2018	CE	N	Y
1800355	1805200015	7739	05/20/2018	FRAUD	FRAUD	181 OCEAN AVE	05/20/2018 19:57	05/20/2018	CE	05/20/2018	ARREST	N	N
1800356	1805200016	7739	05/20/2018	SUSPICIOUS	SUSPICIOUS	315 BRAVADO LN	05/20/2018 23:15	05/20/2018	OPEN	05/20/2018	OPEN	N	Y
1800357	1805210003	7742	05/21/2018	SUSPICIOUS	SUSPICIOUS	181 OCEAN AVE	05/21/2018 00:47	05/21/2018	CE	05/21/2018	CE	N	Y
1800358		7744	05/21/2018	INFO	INFO	98 LAKE AVE	05/21/2018 19:42	05/21/2018	INFO	05/21/2018	INFO	N	Y
1800359		7740	05/22/2018	ANIMAL	ANIMAL	324 CASCADE LN	05/22/2018 21:24	05/22/2018	INFO	05/22/2018	INFO	N	Y
1800360	1805230018	7745	05/23/2018	FOUND PROPERTY	FOUND PROPERTY	100 SANDAL LN	05/23/2018 20:08					N	Y
1800361	1805240003	7745	05/24/2018	INFO	INFO	81 OCEAN AVE	05/24/2018 00:16	05/24/2018	CE	05/24/2018	CE	N	Y
1800362	1805240015	7742	05/24/2018	CHILD/JUV INVESTIGAT	CHILD/JUV INVESTIGAT		05/24/2018 19:05	05/24/2018	CE	05/24/2018	CE	N	Y
1800363	1805240016	7745	05/24/2018	DOMESTIC	DOMESTIC	101 BRAVADO LN 54	05/24/2018 20:57	05/24/2018	ARREST	05/24/2018	ARREST	N	Y
1800364	1805250018	7736	05/25/2018	ALARM	ALARM	306 SANDAL LN	05/25/2018 12:33	05/25/2018	CLOSED	05/25/2018	CE	N	Y
1800365	1805250023	7739	05/25/2018	MEDICAL	MEDICAL	106 BLOSSOM LN	05/25/2018 13:43	05/30/2018	CE	05/30/2018	CE	N	Y
1800366	1805250028	7740	05/25/2018	DISTURB	DISTURB		05/25/2018 19:14	05/25/2018	UNFOUNDED	05/25/2018	UNF	N	Y
1800367	1805250029	7720	05/25/2018	THEFT/GRAND	THEFT/GRAND	181 OCEAN AVE 212	05/25/2018 19:49	05/25/2018	CLOSED	05/25/2018	NO LEADS	N	Y
1800368	1805250032	7740	05/25/2018	INFO	INFO	247 EDWARDS LN	05/25/2018 21:02	05/25/2018	INFO	05/25/2018	INFO	N	Y
1800369	1805250034	7720	05/25/2018	SUSPICIOUS	SUSPICIOUS	123 S OCEAN AVE	05/25/2018 22:37	05/25/2018	CLOSED	05/25/2018	CE	N	Y
1800370	1805260006	7720	05/26/2018	SUSPICIOUS	SUSPICIOUS	108 CLAREMONT LN	05/26/2018 02:54	05/26/2018	CLOSED	05/26/2018	INFO	N	Y
1800371	1805270002	7720	05/27/2018	DISTURB	DISTURB	71 OCEAN AVE	05/27/2018 02:49	05/27/2018	CLOSED	05/27/2018	CE	N	Y
1800372		7736	05/27/2018	DOMESTIC	DOMESTIC	101 TACOMA LN	05/27/2018 05:30	05/27/2018	CLOSED	05/27/2018	CE	N	Y
1800373		7736	05/27/2018	WARRANT ARREST	WARRANT ARREST	101 TACOMA LN 36	05/27/2018 05:30	05/27/2018	CE	05/27/2018	CE	N	Y
1800374	1805270012	7707	05/29/2018	CIVIL	CIVIL	247 EDWARDS LN	05/27/2018 09:29	05/29/2018	CLOSED	05/29/2018	CE	N	Y
1800375		7744	05/27/2018	INFO	INFO	101 TACOMA LN 38	05/27/2018 15:54	05/27/2018	INFO	05/27/2018	INFO	N	Y
1800376	1805270022	7742	05/27/2018	BURGLARY RESIDENCE	BURGLARY RESIDENCE	226 SANDAL LN	05/27/2018 17:13	05/27/2018	OPEN	05/27/2018	OPEN	N	Y
1800377	1805280001	7720	05/28/2018	DISTURB	DISTURB	112 CLAREMONT LN	05/28/2018 00:48	05/28/2018	UNFOUNDED	05/28/2018	UNF	N	Y
1800378		7744	05/28/2018	INFO	INFO	327 TACOMA LN	05/28/2018 10:25	05/28/2018	INFO	05/28/2018	INFO	N	Y
1800379	1805290018	7742	05/29/2018	FOUND PROPERTY	FOUND PROPERTY	90 EDWARDS LN	05/29/2018 18:16	05/29/2018	CE	05/29/2018	CE	N	Y
1800380	1805300001	7742	05/30/2018	CIVIL	CIVIL	112 CLAREMONT LN	05/30/2018 03:06	05/30/2018	CE	05/30/2018	CE	N	Y
1800381	1805300014	7736	05/30/2018	DEATH	DEATH	214 INLET WAY 201	05/30/2018 12:23	05/30/2018	CLOSED	05/30/2018	CE	N	Y
1800382	1805300016	7736	05/30/2018	AOA	AOA	181 OCEAN AVE	05/30/2018 15:40	05/30/2018	CE	05/30/2018	CE	N	Y
1800383	1805300018	7739	05/31/2018	TRESPASS	TRESPASS	98 LAKE DR	05/30/2018 16:36	05/31/2018	CE	05/31/2018	CE	N	Y
1800384	1805310014	7736	05/31/2018	ALARM	ALARM	31 OCEAN AVE	05/31/2018 09:11	05/31/2018	CLOSED	05/31/2018	CE	N	Y
1800385	1805310033	7742	06/01/2018	DISTURB	DISTURB	112 CLAREMONT LN 1B	05/31/2018 20:22	06/01/2018	CE	06/01/2018	CE	N	Y
1800386	1805310037	7720	05/31/2018	SUSPICIOUS	SUSPICIOUS	237 CASCADE LN	05/31/2018 22:09	05/31/2018	CLOSED	05/31/2018	INFO	N	Y

TOTAL ITEMS: 77

# **PALM BEACH SHORES POLICE DEPARTMENT**

247 EDWARDS LANE  
PALM BEACH SHORES, FL 33404  
561-844-3456

## **CAD EVENT LISTING GROUPED BY EVENT TYPE**

REPORT DATE FROM  
**05/01/2018 00:00**

REPORT DATE TO  
**05/24/2018 23:59**

Event Type	Date Received	Time Dispatched	Time Arrived	Time Completed	Time Minutes	Location
10-108						
			02:17	02:20	3	90 EDWARDS LN
			02:17	02:21	4	INLET WALKWAY
			03:21	03:37	16	90 EDWARDS LN
			21:27	21:44	17	PARKWAY
			21:45	22:05	20	247 EDWARDS LN
			22:50	22:56	6	98 LAKE DR
			22:51	22:56	5	98 LAKEDRIVE
			23:29	23:37	8	90 EDWARDS LN
			23:37	23:42	5	INLET
	05/02/2018	08:48	08:48	09:07	19	90 EDWARDS LANE
	05/02/2018	10:17	10:17	10:30	13	181 OCEAN AVENUE
	05/02/2018	12:15	12:15	12:30	15	90 EDWARDS LANE
	05/02/2018	14:13	14:13	14:42	29	90 EDWARDS LANE
	05/02/2018	18:35	18:35	18:59	24	247 EDWARDS LANE
	05/02/2018	19:04	19:04	19:10	6	PARKWAY
	05/02/2018	21:51	21:52	22:05	13	PARKWAY
	05/02/2018	22:05	22:05	22:18	13	247 EDWARDS LANE
	05/02/2018	23:13	23:15	23:30	15	90 EDWARDS LANE
	05/03/2018	02:42	02:43	02:49	6	247 EDWARDS LANE
	05/03/2018	04:20	04:20	04:39	19	90 EDWARDS LANE
	05/03/2018	05:30	05:30	05:39	9	247 EDWARDS LANE
	05/03/2018	05:40	05:45	06:00	15	90 EDWARDS LANE
	05/03/2018	09:37	09:38	09:54	16	90 EDWARDS LANE
	05/03/2018	15:17	15:17	15:33	16	247 EDWARDS LANE
	05/03/2018	15:21	15:22	15:49	27	90 EDWARDS LANE
	05/03/2018	17:15	17:16	17:37	21	247 EDWARDS LANE
	05/03/2018	18:01	18:01	18:27	26	INLET
	05/03/2018	19:41	19:46	19:56	10	90 EDWARDS LANE
	05/03/2018	20:52	20:52	21:25	33	247 EDWARDS LANE
	05/03/2018	21:13	21:13	21:23	10	PARKWAY
	05/04/2018	00:20	00:21	00:27	6	PARKWAY
	05/04/2018	02:09	02:09	02:43	34	PARKWAY
	05/04/2018	04:57	04:57	05:11	14	90 EDWARDS LANE
	05/04/2018	08:25	08:25	09:27	62	BEACH
	05/04/2018	10:47	10:47	11:40	53	INLET
	05/04/2018	14:51	14:51	16:00	69	BEACH
			19:48	20:10	22	247 EDWARDS LN
			21:23	22:42	79	BEACH PATROL
			01:27	01:38	11	98 LAKE DR
			03:28	03:46	18	247 EDWARDS LN
			03:49	04:07	18	98 LAKE DR
	05/05/2018	09:14	09:15	09:45	30	INLET
	05/05/2018	09:18	09:19	09:28	9	90 EDWARDS LANE
	05/05/2018	09:45	09:45	09:48	3	247 EDWARDS LANE
			18:53	19:50	57	247 EDWARDS LN
			20:33	20:49	16	247 EDWARDS LN
			00:12	00:42	30	98 LAKE DR
			00:15	00:20	5	98 LAKE DR
	05/06/2018	06:44	06:45	06:59	14	90 EDWARDS LANE
	05/06/2018	10:05	10:05	12:24	139	90 EDWARDS LANE
	05/06/2018	13:16	13:16	14:48	92	90 EDWARDS LANE
			00:20	00:42	22	247 EDWARDS LN
			00:47	01:20	33	98 LAKE DR
			00:58	01:20	22	98 LAKE DR
			04:10	04:19	9	98 LAKE DR
	05/07/2018	06:54	06:55	07:10	15	90 EDWARDS LANE
	05/07/2018	09:41	09:42	10:06	24	INLET
	05/07/2018	19:36	19:36	19:50	14	90 EDWARDS LANE
	05/08/2018	05:51	05:51	06:10	19	90 EDWARDS LANE

Event Type	Date Received	Time Dispatched	Time Arrived	Time Completed	Time Minutes	Location
	05/08/2018	10:38	10:38	10:52	14	98 LAKE DRIVE
	05/08/2018	12:31	12:32	12:46	14	90 EDWARDS LANE
			18:51	19:28	37	INLET
			20:05	20:23	18	90 EDWARDS LN
			21:35	21:45	10	PARKWAY
			23:28	23:46	18	PARKWAY
			02:38	02:41	3	247 EDWARDS LN
			03:54	04:07	13	90 EDWARDS LN
			04:14	04:16	2	247 EDWARDS LN
	05/09/2018	06:30	06:34	07:39	65	247 EDWARDS LANE
	05/09/2018	07:40	07:40	08:38	58	PARKWAY
	05/09/2018	08:39	08:39	09:19	40	90 EDWARDS LANE
	05/09/2018	12:25	12:26	12:57	31	142 LAKE DRIVE
	05/09/2018	14:38	14:38	15:30	52	98 LAKE DRIVE
	05/09/2018	15:42	15:42	15:54	12	90 EDWARDS LANE
	05/09/2018	19:22	19:22	19:43	21	247 EDWARDS LANE
	05/09/2018	21:43	21:44	22:06	22	90 EDWARDS LANE
	05/09/2018	23:04	23:04	23:09	5	BEACH ACCESS
	05/09/2018	23:13	23:14	23:34	20	98 LAKE DRIVE
	05/10/2018	00:38	00:38	00:45	7	247 EDWARDS LANE
	05/10/2018	01:21	01:21	01:47	26	INLET
	05/10/2018	01:29	01:29	01:47	18	INLET
	05/10/2018	01:48	01:48	04:48	180	98 LAKE DRIVE
			08:56	09:34	38	98 LAKE DR
			10:12	10:48	36	TOWN HALL
			15:04	15:23	19	90 EDWARDS LN
			16:29	16:33	4	TOWN HALL
			19:02	19:54	52	90 EDWARDS LN
			19:05	19:20	15	98 LAKE DR
			21:03	21:35	32	247 EDWARDS LN
			23:14	23:53	39	98 LAKE DR
			23:14	23:53	39	98 LAKE DR
			02:25	02:35	10	98 LAKE DR
			04:10	04:54	44	98 LAKE DR
	05/11/2018	06:00	06:01	06:11	10	247 EDWARDS LANE
	05/11/2018	06:31	06:31	06:50	19	247 EDWARDS LANE
	05/11/2018	06:50	06:51	08:52	121	90 EDWARDS LANE
	05/11/2018	08:52	09:26	09:30	4	247 EDWARDS LANE
	05/11/2018	09:25	09:25	11:17	112	INLET
	05/11/2018	10:15	10:16	10:20	4	90 EDWARDS LANE
	05/11/2018	13:22	13:23	13:46	23	247 EDWARDS LANE
	05/11/2018	13:45	13:46	13:52	6	98 LAKE DRIVE
	05/11/2018	13:56	13:57	14:12	15	90 EDWARDS LANE
	05/11/2018	15:43	15:44	15:56	12	90 EDWARDS LANE
	05/11/2018	16:27	16:28	16:51	23	247 EDWARDS LANE
	05/11/2018	18:36	18:36	18:46	10	247 EDWARDS LANE
	05/11/2018	18:46	18:51	19:46	55	INLET
	05/11/2018	20:23	20:23	20:32	9	90 EDWARDS LANE
	05/11/2018	22:15	22:15	22:42	27	PARKWAY
	05/12/2018	00:52	00:52	01:30	38	247 EDWARDS LANE
	05/12/2018	01:31	01:31	01:38	7	247 EDWARDS LANE
	05/12/2018	04:01	04:02	04:22	20	90 EDWARDS LANE
	05/12/2018	04:05	04:06	04:31	25	247 EDWARDS LANE
	05/12/2018	06:14	06:15	06:18	3	247 EDWARDS LANE
	05/12/2018	06:34	06:34	06:47	13	247 EDWARDS LANE
	05/12/2018	06:47	06:48	08:14	86	90 EDWARDS LANE
	05/12/2018	08:06	08:07	08:18	11	INLET
	05/12/2018	08:14	08:14	10:25	131	WALKWAY
	05/12/2018	09:53	09:53	10:04	11	90 EDWARDS LANE
	05/12/2018	11:04	11:04	11:59	55	INLET
	05/12/2018	11:15	11:16	11:20	4	247 EDWARDS LANE
	05/12/2018	11:19	11:20	11:38	18	90 EDWARDS LANE
	05/12/2018	13:34	13:35	13:44	9	90 EDWARDS LANE
	05/12/2018	14:12	14:13	14:16	3	247 EDWARDS LANE
	05/12/2018	14:44	14:45	14:54	9	181 OCEAN AVENUE
	05/12/2018	18:44	18:44	18:49	5	247 EDWARDS LANE
	05/12/2018	23:11	23:11	23:16	5	PARKWAY
	05/12/2018	23:26	23:27	00:04	37	247 EDWARDS LANE
	05/13/2018	00:11	00:11	01:04	53	90 EDWARDS LANE
	05/13/2018	02:00	02:01	02:07	6	247 EDWARDS LANE

Event Type	Date Received	Time Dispatched	Time Arrived	Time Completed	Time Minutes	Location
	05/13/2018	06:02	06:03	06:23	20	90 EDWARDS LANE
	05/13/2018	06:23	06:24	06:39	15	247 EDWARDS LANE
	05/13/2018	06:57	06:58	07:10	12	90 EDWARDS LANE
	05/13/2018	09:31	09:31	09:40	9	INLET
	05/13/2018	09:41	09:42	16:31	409	PALM BEACH SHORES
	05/13/2018	09:42	09:43	09:49	6	90 EDWARDS LANE
			13:50	14:02	12	247 EDWARDS LN
			18:54	19:00	6	247 EDWARDS LN
			23:06	23:09	3	247 EDWARDS LN
			23:23	23:39	16	90 EDWARDS LN
	05/14/2018	01:49	01:49	02:00	11	PARKWAY
	05/14/2018	05:10	05:10	05:36	26	90 EDWARDS LANE
	05/14/2018	12:54	12:55	14:33	98	90 EDWARDS LANE
			21:33	23:06	93	90 EDWARDS LN
			01:06	01:29	23	98 LAKE DR
	05/15/2018	09:25	09:26	09:44	18	98 LAKE DRIVE
	05/15/2018	12:17	12:18	12:38	20	247 EDWARDS LANE
			20:10	20:28	18	247 EDWARDS LN
			20:38	20:49	11	176 LAKE DR
			20:38	20:50	12	176 LAKE DR
			02:02	02:05	3	304 CLAREMONT LN
			02:12	02:32	20	98 LAKE DR
	05/16/2018	06:35	06:35	07:54	79	247 EDWARDS LANE
	05/16/2018	10:32	10:32	11:01	29	90 EDWARDS LANE
	05/16/2018	14:25	14:25	16:53	148	90 EDWARDS LANE
	05/16/2018	15:33	15:34	15:54	20	90 EDWARDS LANE
	05/16/2018	18:03	18:03	18:10	7	247 EDWARDS LANE
	05/16/2018	18:43	18:43	19:01	18	PARKWAY
	05/16/2018	20:17		21:47	0	90 EDWARDS LANE
	05/16/2018	21:46	21:46	21:56	10	PARKWAY
	05/16/2018	22:19	22:19	22:31	12	247 EDWARDS LANE
	05/17/2018	06:43	06:45	07:58	73	247 EDWARDS LANE
	05/17/2018	08:31	08:32	09:07	35	90 EDWARDS LANE
	05/17/2018	13:00	13:00	13:12	12	247 EDWARDS LANE
	05/17/2018	13:12	13:13	14:00	47	90 EDWARDS LANE
	05/17/2018	14:56	14:57	15:05	8	90 EDWARDS LANE
	05/17/2018	15:42	15:42	15:50	8	90 EDWARDS LANE
	05/17/2018	18:13	18:14	18:25	11	247 EDWARDS LANE
	05/17/2018	22:27	22:28	22:41	13	247 EDWARDS LANE
	05/18/2018	00:31	00:32	01:06	34	247 EDWARDS LANE
	05/18/2018	01:10	01:10	01:17	7	247 EDWARDS LANE
	05/18/2018	03:29	03:29	03:47	18	247 EDWARDS LANE
	05/18/2018	04:43	04:43	04:53	10	90 EDWARDS LANE
	05/18/2018	06:47	06:48	07:00	12	90 EDWARDS LANE
	05/18/2018	07:00	07:00	07:59	59	INLET
	05/18/2018	07:59	07:59	08:31	32	PARKWAY
	05/18/2018	08:31	08:31	09:00	29	247 EDWARDS LANE
	05/18/2018	09:34	09:34	10:05	31	INLET/PARKWAY
	05/18/2018	12:54	12:54	13:04	10	247 EDWARDS LANE
	05/18/2018	12:56	12:57	13:24	27	90 EDWARDS LANE
	05/18/2018	13:13	13:13	14:05	52	98 LAKE DRIVE
			22:23	22:54	31	90 EDWARDS
			23:33	23:45	12	98 LAKE DR
			23:34	23:45	11	98 LAKE DR
			23:45	23:56	11	142 LAKE DR
			23:45	23:57	12	142 LAKE DR
			02:04	02:15	11	247 EDWARDS LN
			03:41	04:38	57	98 LAKE DR
			03:43	04:32	49	98 LAKE DRIVE
	05/19/2018	06:34	06:34	06:59	25	90 EDWARDS LANE
	05/19/2018	07:00	07:00	07:32	32	PARKWAY
	05/19/2018	07:32	07:32	08:00	28	247 EDWARDS LANE
	05/19/2018	08:00	08:00	09:00	60	INLET
			20:42	21:02	20	247 EDWARDS LN
			22:02	22:22	20	247 EDWARDS LN
			00:54	01:33	39	247 EDWARDS LN
	05/20/2018	06:06	06:07	06:13	6	90 EDWARDS LANE
			23:27	00:29	62	98 LAKE DR
			23:27	00:29	62	98 LAKE DR
	05/21/2018	06:22	06:23	06:36	13	247 EDWARDS LANE



Event Type	Date Received	Time Dispatched	Time Arrived	Time Completed	Time Minutes	Location
	05/21/2018	06:36	06:36	06:51	15	90 EDWARDS LANE
	05/21/2018	10:02	10:03	10:16	13	90 EDWARDS LANE
	05/21/2018	13:35	13:36	14:49	73	90 EDWARDS LANE
	05/21/2018	14:51	15:08	15:08	0	90 EDWARDS LANE
	05/21/2018	16:12	16:13	16:17	4	90 EDWARDS LANE
	05/21/2018	20:14	20:14	20:31	17	90 EDWARDS LANE
	05/21/2018	23:50	23:50	23:58	8	247 EDWARDS LANE
	05/22/2018	01:31	01:31	02:20	49	247 EDWARDS LANE
	05/22/2018	05:27	05:27	05:35	8	90 EDWARDS LANE
	05/22/2018	05:27	05:28	05:34	6	247 EDWARDS LANE
	05/22/2018	06:28	06:29	06:46	17	INLET
	05/22/2018	11:40	11:40	11:54	14	90 EDWARDS LANE
	05/22/2018	12:56	12:57	13:03	6	247 EDWARDS LANE
	05/22/2018	13:04	13:05	13:53	48	90 EDWARDS LANE
	05/22/2018	13:51	13:52	14:02	10	90 EDWARDS LANE
	05/22/2018	17:31	17:32	18:12	40	247 EDWARDS LANE
			20:11	20:24	13	90 EDWARDS LN
			20:50	21:02	12	247 EDWARDS LN
			23:23	23:37	14	PARKWAY
			02:24	02:37	13	90 EDWARDS LN
			03:35	03:40	5	247 EDWARDS LANE
	05/23/2018	06:31	06:32	07:29	57	247 EDWARDS LANE
	05/23/2018	08:50	08:51	09:20	29	98 LAKE DRIVE
	05/23/2018	23:48	23:48	00:07	19	98 LAKE DRIVE
	05/23/2018	23:48	23:48	00:07	19	98 LAKE DRIVE
	05/24/2018	06:37	06:37	07:05	28	247 EDWARDS LANE
	05/24/2018	07:05	07:05	08:05	60	PARKWAY
	05/24/2018	08:05	08:06	08:31	25	90 EDWARDS LANE
	05/24/2018	08:32	08:32	09:16	44	INLET
	05/24/2018	09:16	09:17	09:47	30	90 EDWARDS LANE
	05/24/2018	09:24	09:24	10:00	36	BEACH
	05/24/2018	15:22	15:22	16:02	40	90 EDWARDS LANE
			23:08	23:41	33	247 EDWARDS LN
Total Minutes: 6469						Count: 232

#### ATV PATROL

	05/04/2018	08:47	08:47	09:27	40	BEACH
	05/04/2018	14:51	14:51	16:00	69	TOWN
			18:02	18:44	42	BEACH
			21:37	22:23	46	BEACH
			21:38	22:23	45	BEACH
			00:07	00:14	7	BEACH PATROL
			00:20	00:25	5	BEACH
			23:23	00:44	81	BEACH
			23:23	23:38	15	BEACH
	05/08/2018	13:31	13:31	15:44	133	BEACH
	05/11/2018	13:52	13:53	14:46	53	BEACH
	05/16/2018	10:39	10:40	11:04	24	BEACH
	05/18/2018	11:20	11:20	12:18	58	BEACH

Total Minutes: 618

Count: 13

#### BICYCLE PATROL

	05/02/2018	10:35	10:40	12:53	133	PALM BEACH SHORES
	05/05/2018	12:53	12:53	13:24	31	TOWN
	05/05/2018	13:24	13:24	14:51	87	TOWN
	05/06/2018	13:15	13:16	14:07	51	PALM BEACH SHORES
	05/11/2018	10:16	10:17	13:17	180	PALM BEACH SHORES

Total Minutes: 482

Count: 5

#### CODE VIOLATION

	05/07/2018	13:00	13:01	13:01	0	300 BLK BLOSSOM LANE
	05/07/2018	13:00		13:54	0	300 BLK BLOSSOM LANE
	05/20/2018	15:11	15:12	15:17	5	CASCADE LANE/ATLANTIC AVENUE

Total Minutes: 5

Count: 3

Event Type	Date Received	Time Dispatched	Time Arrived	Time Completed	Time Minutes	Location
<b>HOUSE CHECK</b>						
	05/02/2018	12:31	12:32	14:31	119	PALM BEACH SHORES
	05/03/2018	09:21	09:21	09:37	16	PALM BEACH SHORES
	05/03/2018	09:21	09:51	13:14	203	PALM BEACH SHORES
	05/06/2018	10:04	10:05	11:31	86	PALM BEACH SHORES
	05/07/2018	14:19	14:19	15:13	54	BAMBOO ROAD/BLOSSOM LANE/CASCADE LANE
	05/07/2018	15:17	15:18	17:40	142	PALM BEACH SHORES
	05/08/2018	09:16	09:17	11:56	159	PALM BEACH SHORES
	05/09/2018	09:59	10:02	11:50	108	PALM BEACH SHORES
	05/11/2018	06:55	06:55	08:15	80	PALM BEACH SHORES
	05/12/2018	06:18	06:18	08:06	108	PALM BEACH SHORES
	05/16/2018	06:39	06:40	08:10	90	PALM BEACH SHORES
	05/17/2018	06:30	06:31	07:57	86	PALM BEACH SHORES
	05/21/2018	10:09	10:09	11:43	94	PALM BEACH SHORES
	05/22/2018	07:26	07:27	09:27	120	PALM BEACH SHORES
	05/23/2018	09:38	09:38	11:42	124	PALM BEACH SHORES
	05/24/2018	10:14	10:14	12:19	125	TOWN
					<b>Total Minutes: 1714</b>	
						<b>Count: 16</b>
<b>OPEN DOOR</b>						
			00:05	00:09	4	LAKE DR/BLOSSOM LN
			01:09	01:10	1	LAKE DR/BLOSSOM LN
			01:39	01:40	1	LINDA LANE/OCEAN AVE
					<b>Total Minutes: 6</b>	
						<b>Count: 3</b>
<b>RADAR</b>						
	05/03/2018	12:44	12:45	14:31	106	LAKE DRIVE
	05/11/2018	13:17	13:17	13:45	28	LAKE DRIVE
	05/16/2018	11:46	11:46	11:48	2	LAKE DRIVE
	05/16/2018	12:08	12:08	12:13	5	LAKE DRIVE
					<b>Total Minutes: 141</b>	
						<b>Count: 4</b>
<b>SEGWAY PATROL</b>						
	05/01/2018	10:25	10:25	11:46	81	TOWN
			18:57	19:16	19	CITY WIDE
	05/04/2018	09:41	09:41	12:10	149	TOWN
	05/05/2018	09:45	09:45	12:43	178	TOWN
			18:58	19:27	29	PARKWAY
	05/08/2018	16:19	16:19	16:35	16	BEACH
			20:17	20:40	23	PARKWAY
	05/14/2018	10:09	10:09	12:28	139	TOWN
	05/15/2018	09:47	09:48	11:41	113	TOWN
	05/21/2018	10:03	10:04	10:08	4	PALM BEACH SHORES
					<b>Total Minutes: 751</b>	
						<b>Count: 10</b>
<b>TRAFFIC OPERATION</b>						
			00:43	02:17	94	100 LAKE DR
			00:45	01:04	19	BLOSSOM LN/LAKE DR
			21:03	21:20	17	BLOSSOM LN/LAKE DR
			20:54	21:37	43	200 INLET WAY
			23:18	23:22	4	BLOSSOM LN/LAKE DR
			22:11	22:28	17	BLOSSOM LANE/LAKE DRIVE
			22:28	22:50	22	BAMBOO LANE/LAKE DRIVE
			22:49	23:03	14	BLOSSOM LN/LAKE DR
	05/22/2018	16:48	16:49	17:15	26	EDWARDS LANE / OCEAN AVENUE
	05/23/2018	08:48	08:50	08:51	1	BLOSSOM LANE / LAKE DRIVE
	05/24/2018	00:07	00:08	00:15	7	247 EDWARDS LANE
					<b>Total Minutes: 264</b>	
						<b>Count: 11</b>

Event Type	Date Received	Time Dispatched	Time Arrived	Time Completed	Time Minutes	Location
<b>VEHICLE PATROL</b>						
			01:05	02:16	71	CITY WIDE
			03:17	03:37	20	CITY WIDE
	05/01/2018	10:09	10:09	10:25	16	TOWN
	05/01/2018	13:02	13:03	14:34	91	TOWN
			22:05	22:50	45	CITY WIDE
			23:26	23:42	16	CITY WIDE
			23:46	00:16	30	CITY WIDE
			05:30	06:03	33	CITY WIDE
			05:30	08:47	197	CITY WIDE
	05/02/2018	09:08	09:08	10:04	56	PALM BEACH SHORES
	05/02/2018	10:06	10:06	10:09	3	PALM BEACH SHORES
	05/02/2018	10:12	10:12	10:36	24	PALM BEACH SHORES
	05/02/2018	10:12	10:13	10:17	4	PALM BEACH SHORES
	05/02/2018	10:30	10:30	12:15	105	PALM BEACH SHORES
	05/02/2018	12:30	12:30	13:44	74	PALM BEACH SHORES
	05/02/2018	14:13	14:14	16:35	141	PALM BEACH SHORES
	05/02/2018	14:46	14:46	16:34	108	PALM BEACH SHORES
	05/02/2018	20:14	20:14	20:46	32	247 EDWARDS LANE
	05/02/2018	23:08	23:08	00:12	64	247 EDWARDS LANE
	05/02/2018	23:30	23:31	00:12	41	247 EDWARDS LANE
	05/03/2018	02:37	02:37	04:20	103	247 EDWARDS LANE
	05/03/2018	04:39	04:39	05:04	25	247 EDWARDS LANE
	05/03/2018	06:00	06:01	08:23	142	PALM BEACH SHORES
	05/03/2018	08:23	08:23	09:38	75	PALM BEACH SHORES
	05/03/2018	09:55	09:55	11:57	122	PALM BEACH SHORES
	05/03/2018	12:36	12:36	12:44	8	PALM BEACH SHORES
	05/03/2018	14:31	14:32	15:22	50	PALM BEACH SHORES
	05/03/2018	14:53	14:54	15:17	23	PALM BEACH SHORES
	05/03/2018	15:33	15:33	16:54	81	PALM BEACH SHORES
	05/03/2018	15:49	15:50	16:37	47	PALM BEACH SHORES
	05/03/2018	15:53	15:53	16:53	60	PALM BEACH SHORES
	05/03/2018	18:27	18:28	20:49	141	CLAREMONT LANE
	05/03/2018	20:09	20:10	20:49	39	247 EDWARDS LANE
	05/03/2018	21:51	21:52	23:15	83	247 EDWARDS LANE
	05/03/2018	21:51	21:52	22:32	40	247 EDWARDS LANE
	05/04/2018	04:55	04:56	04:57	1	247 EDWARDS LANE
	05/04/2018	05:11	05:11	07:51	160	247 EDWARDS LANE
	05/04/2018	07:50	07:51	08:25	34	TOWN
	05/04/2018	09:27	09:28	10:47	79	TOWN
	05/04/2018	13:35	13:35	14:50	75	TOWN
			18:37	18:58	21	CITY WIDE
			20:49	21:03	14	CITY WIDE
			21:20	22:11	51	CITY WIDE
			00:54	02:51	117	CITY WIDE
			01:58	02:51	53	CITY WIDE
			03:46	03:49	3	CITY WIDE
			04:07	04:45	38	CITY WIDE
	05/05/2018	09:14	09:14	09:18	4	TOWN
	05/05/2018	09:28	09:28	09:44	16	TOWN
	05/05/2018	09:48	09:48	12:53	185	TOWN
	05/05/2018	12:44	12:44	13:17	33	TOWN
	05/05/2018	14:08	14:08	17:02	174	TOWN
	05/05/2018	14:51	14:51	17:02	131	TOWN
			20:10	20:34	24	CITY WIDE
			20:26	20:33	7	CITYWIDE
			00:26	02:12	106	CITY WIDE
			00:42	04:59	257	CITY WIDE
	05/06/2018	07:52	07:52	10:04	132	PALM BEACH SHORES
	05/06/2018	08:04	08:04	10:04	120	PALM BEACH SHORES
	05/06/2018	08:17	08:18	12:12	234	PALM BEACH SHORES
	05/06/2018	11:31	11:31	12:12	41	PALM BEACH SHORES
	05/06/2018	12:25	12:25	13:16	51	PALM BEACH SHORES
	05/06/2018	12:38	12:39	14:10	91	PALM BEACH SHORES
			20:50	22:13	83	CITY WIDE
			00:44	00:58	14	CITY WIDE
			03:40	04:46	66	CITY WIDE
	05/07/2018	07:10	07:10	09:41	151	PALM BEACH SHORES
	05/07/2018	08:31	08:31	12:21	230	PALM BEACH SHORES

Event Type	Date Received	Time Dispatched	Time Arrived	Time Completed	Time Minutes	Location
	05/07/2018	09:28	09:29	12:21	172	PALM BEACH SHORES
	05/07/2018	10:06	10:07	12:21	134	PALM BEACH SHORES
	05/07/2018	12:32	12:32	12:52	20	PALM BEACH SHORES
	05/07/2018	13:11	13:11	13:37	26	PALM BEACH SHORES
	05/07/2018	13:29	13:37	14:18	41	PALM BEACH SHORES
	05/07/2018	13:53	13:54	17:04	190	PALM BEACH SHORES
	05/07/2018	15:45	15:45	17:18	93	PALM BEACH SHORES
	05/07/2018	19:44	19:44	20:17	33	247 EDWARDS LANE
	05/08/2018	00:02	00:02	05:03	301	247 EDWARDS LANE
	05/08/2018	01:29	01:29	05:25	236	247 EDWARDS LANE
	05/08/2018	06:10	06:11	10:38	267	PALM BEACH SHORES
	05/08/2018	09:45	09:45	09:51	6	PALM BEACH SHORES
	05/08/2018	11:04	11:06	11:50	44	PALM BEACH SHORES
	05/08/2018	11:56	11:58	12:31	33	PALM BEACH SHORES
	05/08/2018	12:01	12:01	16:35	274	PALM BEACH SHORES
	05/08/2018	12:01	12:02	13:30	88	PALM BEACH SHORES
	05/08/2018	12:47	12:47	15:58	191	PALM BEACH SHORES
	05/08/2018	16:18	16:18	16:35	17	PALM BEACH SHORES
			19:29	21:19	110	CITY WIDE
			19:32	20:04	32	CITY WIDE
			23:59	00:05	6	CITY WIDE
			00:02	00:05	3	CITY WIDE
			00:11	01:09	58	CITY WIDE
			00:12	03:38	206	CITY WIDE
			01:57	02:28	31	CITY WIDE
			03:53	07:12	199	CITY WIDE
			04:16	04:40	24	CITY WIDE
	05/09/2018	06:42	06:43	07:09	26	PALM BEACH SHORES
	05/09/2018	07:36	07:36	09:49	133	PALM BEACH SHORES
	05/09/2018	10:28	10:28	12:33	125	PALM BEACH SHORES
	05/09/2018	11:51	12:33	14:36	123	PALM BEACH SHORES
	05/09/2018	12:57	12:57	15:31	154	PALM BEACH SHORES
	05/09/2018	12:58	12:58	16:25	207	PALM BEACH SHORES
	05/09/2018	20:55	20:56	21:10	14	247 EDWARDS LANE
	05/09/2018	21:02	21:02	21:11	9	247 EDWARDS LANE
	05/09/2018	22:06	22:06	23:04	58	247 EDWARDS LANE
	05/09/2018	23:10	23:10	23:13	3	247 EDWARDS LANE
	05/09/2018	23:34	23:34	00:17	43	247 EDWARDS LANE
	05/10/2018	00:46	00:46	01:29	43	247 EDWARDS LANE
	05/10/2018	01:12	01:12	01:21	9	247 EDWARDS LANE
	05/10/2018	01:48	01:48	02:17	29	98 LAKE DRIVE
	05/10/2018	02:18	02:18	02:22	4	247 EDWARDS LANE
			19:01	19:05	4	CITY WIDE
			19:20	19:54	34	CITY WIDE
			21:35	21:41	6	CITY WIDE
			00:04	00:39	35	CITY WIDE
			02:26	03:15	49	CITY WIDE
			03:25	04:10	45	CITY WIDE
			04:10	04:10	0	CITY WIDE
	05/11/2018	06:11	06:11	06:55	44	PALM BEACH SHORES
	05/11/2018	08:18	09:50	10:13	23	PALM BEACH SHORES
	05/11/2018	08:19	09:51	10:13	22	PALM BEACH SHORES
	05/11/2018	11:52	11:53	13:17	84	PALM BEACH SHORES
	05/11/2018	13:49	13:50	13:52	2	PALM BEACH SHORES
	05/11/2018	13:53	13:53	14:12	19	PALM BEACH SHORES
	05/11/2018	15:56	15:56	16:30	34	PALM BEACH SHORES
	05/11/2018	15:56	15:57	16:27	30	PALM BEACH SHORES
	05/11/2018	19:46	19:46	20:52	66	247 EDWARDS LANE
	05/11/2018	20:32	20:32	20:49	17	247 EDWARDS LANE
	05/11/2018	21:40	21:40	22:07	27	247 EDWARDS LANE
	05/12/2018	00:21	00:22	00:51	29	247 EDWARDS LANE
	05/12/2018	00:30	00:30	04:01	211	247 EDWARDS LANE
	05/12/2018	01:38	01:39	04:05	146	247 EDWARDS LANE
	05/12/2018	04:22	04:22	08:05	223	247 EDWARDS LANE
	05/12/2018	04:32	04:32	04:53	21	247 EDWARDS LANE
	05/12/2018	08:09	08:10	10:15	125	PALM BEACH SHORES
	05/12/2018	08:17	08:18	09:53	95	PALM BEACH SHORES
	05/12/2018	10:04	10:05	11:15	70	PALM BEACH SHORES
	05/12/2018	11:27	11:27	13:34	127	PALM BEACH SHORES
	05/12/2018	11:38	11:39	14:44	185	PALM BEACH SHORES

Event Type	Date Received	Time Dispatched	Time Arrived	Time Completed	Time Minutes	Location
	05/12/2018	13:44	13:44	14:12	28	PALM BEACH SHORES
	05/12/2018	14:16	14:16	14:54	38	PALM BEACH SHORES
	05/12/2018	14:17	14:17	15:30	73	PALM BEACH SHORES
	05/12/2018	15:08	15:08	15:27	19	PALM BEACH SHORES
	05/12/2018	15:28	15:28	17:16	108	PALM BEACH SHORES
	05/12/2018	15:57	15:58	17:14	76	PALM BEACH SHORES
	05/12/2018	19:11	19:11	19:56	45	247 EDWARDS LANE
	05/12/2018	20:20	20:20	21:30	70	247 EDWARDS LANE
	05/13/2018	00:04	00:05	02:00	115	247 EDWARDS LANE
	05/13/2018	00:05	00:05	00:10	5	247 EDWARDS LANE
	05/13/2018	01:04	01:04	02:07	63	247 EDWARDS LANE
	05/13/2018	06:39	06:39	09:42	183	PALM BEACH SHORES
	05/13/2018	09:12	09:13	09:31	18	PALM BEACH SHORES
	05/13/2018	09:44	09:44	10:12	28	PALM BEACH SHORES
	05/13/2018	09:49	09:49	12:20	151	PALM BEACH SHORES
	05/13/2018	12:04	12:04	15:07	183	PALM BEACH SHORES
	05/13/2018	12:22	12:22	13:49	87	PALM BEACH SHORES
			20:16	21:03	47	CITY WIDE
			23:18	01:49	151	CITY WIDE
	05/14/2018	00:23	00:23	01:49	86	247 EDWARDS LANE
	05/14/2018	02:00	02:00	02:21	21	247 EDWARDS LANE
	05/14/2018	03:39	03:39	05:10	91	247 EDWARDS LANE
	05/14/2018	04:42	04:42	04:58	16	247 EDWARDS LANE
			22:41	00:21	100	CITY WIDE
			20:52	22:03	71	CITY WIDE
			01:25	02:12	47	CITY WIDE
			02:32	04:11	99	CITY WIDE
	05/16/2018	07:43	08:28	10:33	125	PALM BEACH SHORES
	05/16/2018	08:48	08:49	10:32	103	PALM BEACH SHORES
	05/16/2018	11:01	11:02	11:45	43	PALM BEACH SHORES
	05/16/2018	12:13	12:13	12:21	8	PALM BEACH SHORES
	05/16/2018	12:25	12:25	15:33	188	PALM BEACH SHORES
	05/16/2018	13:17	13:17	16:52	215	PALM BEACH SHORES
	05/16/2018	15:54	15:55	16:53	58	PALM BECH SHORES
	05/16/2018	19:00	19:01	20:34	93	247 EDWARDS LANE
	05/17/2018	00:33	00:33	02:17	104	247 EDWARDS LANE
	05/17/2018	00:44	00:44	02:17	93	247 EDWARDS LANE
	05/17/2018	09:04	09:07	11:46	159	PALM BEACH SHORES
	05/17/2018	11:47	11:48	13:20	92	PALM BEACH SHORES
	05/17/2018	12:11	12:11	13:20	69	PALM BEACH SHORES
	05/17/2018	13:28	13:29	15:42	133	PALM BECH SHORES
	05/17/2018	14:01	14:01	14:57	56	PALM BEACH SHORES
	05/17/2018	15:51	15:51	16:01	10	PALM BEACH SHORES
	05/17/2018	15:54	15:54	16:47	53	PALM BEACH SHORES
	05/17/2018	20:10	20:10	20:47	37	247 EDWARDS LANE
	05/18/2018	01:06	01:06	04:42	216	247 EDWARDS LANE
	05/18/2018	01:17	01:17	03:28	131	247 EDWARDS LANE
	05/18/2018	04:31	04:31	04:53	22	247 EDWARDS LANE
	05/18/2018	04:54	04:54	05:40	46	247 EDWARDS LANE
			20:35	22:49	134	TOWN PATROL
			23:03	23:23	20	TOWN PATROL
			03:20	03:43	23	TOWN PATROL
			19:33	21:11	98	TOWN PATROL
			21:02	22:01	59	TOWN PATROL
			22:40	22:50	10	TOWN PATROL
			00:23	00:54	31	TOWN PATROL
			03:12	04:47	95	TOWN PATROL
			19:33	19:38	5	TOWN
			19:50	19:57	7	TOWN
			23:16	23:25	9	TOWN PATROL
			00:32	00:44	12	TOWN PATROL
			03:39	05:17	98	TOWN PATROL
	05/21/2018	06:52	06:52	10:01	189	PALM BEACH SHORES
	05/21/2018	10:16	10:16	11:50	94	PALM BEACH SHORES
	05/21/2018	11:44	11:53	13:36	103	PALM BEACH SHORES
	05/21/2018	11:49	11:50	12:23	33	PALM BEACH SHORES
	05/21/2018	13:36	13:37	13:54	17	PALM BEACH SHORES
	05/21/2018	14:04	14:05	16:12	127	PALM BEACH SHORES
	05/21/2018	16:17	16:17	17:17	60	PALM BEACH SHORES
	05/21/2018	16:41	16:42	18:24	102	PALM BEACH SHORES

Event Type	Date Received	Time Dispatched	Time Arrived	Time Completed	Time Minutes	Location
	05/21/2018	23:36	23:36	01:31	115	247 EDWARDS LANE
	05/22/2018	00:03	00:03	01:57	114	247 EDWARDS LANE
	05/22/2018	02:33	02:33	05:01	148	247 EDWARDS LANE
	05/22/2018	03:14	03:15	05:27	132	247 EDWARDS LANE
	05/22/2018	05:34	05:34	06:28	54	247 EDWARDS LANE
	05/22/2018	06:46	06:47	06:57	10	PALM BEACH SHORES
	05/22/2018	09:28	09:28	09:54	26	PALM BEACH SHORES
	05/22/2018	10:13	10:14	12:56	162	PALM BEACH SHORES
	05/22/2018	10:31	10:31	11:40	69	PALM BEACH SHORES
	05/22/2018	11:54	11:54	13:04	70	PALM BEACH SHORES
	05/22/2018	13:03	13:04	13:51	47	PALM BEACH SHORES
	05/22/2018	14:02	14:03	16:10	127	PALM BEACH SHORES
			18:12	18:35	23	TOWN PATROL
			18:35	18:57	22	TOWN PATROL
			19:39	21:26	107	TOWN PATROL
			20:32	20:49	17	TOWN PATROL
			21:26	22:14	48	TOWN PATROL
			23:37	02:24	167	TOWN PATROL
			04:11	04:24	13	TOWN PATROL
	05/23/2018	09:20	09:21	10:26	65	PALM BEACH SHORES
	05/23/2018	10:38	10:39	11:35	56	PALM BEACH SHORES
	05/23/2018	11:49	11:50	13:59	129	PALM BEACH SHORES
	05/23/2018	14:24	14:24	15:15	51	PALM BEACH SHORES
	05/23/2018	18:11	18:11	18:36	25	247 EDWARDS LANE
	05/23/2018	19:47	19:47	20:08	21	247 EDWARDS LANE
	05/23/2018	19:47	19:48	20:08	20	247 EDWARDS LANE
	05/23/2018	20:13	20:14	20:27	13	247 EDWARDS LANE
	05/23/2018	22:06	22:06	23:47	101	247 EDWARDS LANE
	05/23/2018	22:06	22:06	23:47	101	247 EDWARDS LANE
	05/24/2018	00:07	00:08	00:15	7	247 EDWARDS LANE
	05/24/2018	05:08	05:08	06:31	83	247 EDWARDS LANE
	05/24/2018	17:51	17:52	18:10	18	TOWN
Total Minutes:					18154	

Count: 240

## VEHICLE STOP

		03:38	03:41	3	100 LAKE DRIVE
		00:17	00:47	30	CASCADE LANE/PARKWAY
		21:05	21:08	3	145 OCEAN AVE
		21:10	21:11	1	145 OCEAN AVE
		03:55	03:58	3	145 OCEAN AVE
05/08/2018	11:50	11:55	11:55	0	98 LAKE DRIVE
		21:41	21:46	5	100 INLET WAY
		22:19	22:27	8	300 BAMBOO LANE
		22:38	22:50	12	300 SANDAL LN
		23:08	23:12	4	98 LAKE DR
		20:50	21:08	18	115 INLET WAY
		23:45	03:02	197	CASCADE LANE/LAKE DRIVE
05/16/2018	12:21	12:24	12:25	1	100 BLOCK EDWARDS LANE
		22:54	23:02	8	220 LAKE DR
		13:20	15:46	146	100 CLAREMONT LN
		23:21	23:25	4	300 EDWARDS LN
05/23/2018	10:26	10:28	10:31	3	98 LAKE DRIVE

Total Minutes: 446

Count: 17

TOTAL ITEMS: 554

**PALM BEACH SHORES  
POLICE DEPARTMENT**

247 EDWARDS LANE  
PALM BEACH SHORES, FL 33404  
561-844-3456

**CITATION LIST REPORT**

**CITATION LIST SEARCH**

Citation Report Date = 05/01/2018 to 05/31/2018

**CITATION LIST SEARCH RESULTS**

CITATION TYPE	1ST OFFENSE	CITATION NO	DATE	LOCATION	NAME	DOB
VOID		1807-GSXX	05/02/2018			
TRAFFIC		1808-GSXX	05/02/2018	LAKE DRIVE	BOLANAS, BRIENNA	09/27/1994
TRAFFIC		1809-GSX1	05/10/2018	BAMBOO RD / LAKDE DR	FERNANDEZ, JOSEPH I	05/27/1963
TRAFFIC	322.34(2)(A)	1811-GSX 6	05/15/2018	LAKE DRIVE	CELESTIN, COLLEEN	12/05/1987
TRAFFIC	316.215(1)	1812-GSX 7	05/15/2018	LAKE DRIVE	CELESTIN, COLLEEN	12/05/1987
CRIMCIT		1901-GSX7	05/17/2018	115 BAMBOO RD / PARKING	SHOWERS, ANDREW	01/26/1990
TRAFFIC		1957-GSX1	05/20/2018	100 BLOCK CLAREMONT LN	AIKEN, JUSTIN G	11/23/1985
TRAFFIC		2053-GSX7	05/11/2018	98 LAKE DR	ROMAIN, MISS TEDDY	07/13/1992
VOID		2076-GSX3	05/24/2018			
WARNING		H500101582680	05/08/2018	EDWARDS LN / LAKE DR	HEINE, CHRIS ALLEN	07/28/1959
WARNING		K612423861420	05/14/2018	BAMBOO RD / LAKE DR	KRIPAS, JARED CHASE	04/22/1986
WARNING		L530535896610	05/10/2018	BLOSSOM LN / LAKE DR	LUNDY, LEASIA	05/01/1989

**TOTAL CITATION: 12**

**PALM BEACH SHORES  
POLICE DEPARTMENT**

247 EDWARDS LANE  
PALM BEACH SHORES, FL 33404  
561-844-3456

**PARKING LIST REPORT**

**PARKING LIST SEARCH**


Parking Report Date = 05/01/2018 to 05/31/2018

**PARKING LIST SEARCH RESULTS**

CITATION NO	ISSUED	VEHICLE	OWNER	LOCATION
09978	05/06/2018			100 BRAVADO LN
10557	05/20/2018	292MJZ, FL HOND		90 EDWARDS LN
10687	05/18/2018			BEACH LOT
10688	05/24/2018			VOID
10766	05/15/2018			90 EDWARDS LN
10829	05/19/2018	619VNN, FL		90 EDWARDS LN
10830	05/20/2018	Y49PIZ, FL		90 EDWARDS LN
10876	05/20/2018	JJKK58, FL NISS 2006		90 EDWARDS LN
11216	05/11/2018	211PNF, FL SUBA		90 EDWARDS LN
11217	05/12/2018	M858BQ, FL CADI		106 INLET WAY
11218	05/13/2018	ECRR96, FL		226 INLET WAY
11219	05/22/2018	0B7350, TN FORD		123 OCEAN AVE
11220	05/27/2018	8BVV138, CA		107 LINDA LN

**TOTAL PARKING: 13**





(561) 848-2581  
FAX (561) 848-2665  
sdshores@aol.com

June 2, 2018

Hon. Myra Koutzen, Mayor  
Steven Langevin, Chief of Police  
Town of Palm Beach Shores  
247 Edwards Lane  
Palm Beach Shores, FL 33404

Dear Mayor Koutzen and Chief Langevin,

On Saturday, April 28<sup>th</sup>, my SUV was stolen from the parking lot of our resort. I want to apologize for my carelessness which resulted in this preventable loss. While I regret that the thief has not been apprehended, my primary reason for writing is to express my gratitude and appreciation for the efficient, kind, and thorough manner in which this case has been handled by your officers.

Of course, I was very upset to learn that my vehicle had been taken and in quite a state. Officer Lerner was dispatched to take the initial report and he was very patient and polite with me, gathered the necessary information, and got a BOLO out. I also want to commend Officer Sheehy who made a note of my license tag from the BOLO and then spotted my Subaru parked in Riviera Beach on his way home from work leading to my recovery of the car the very next day. That is astute observation and great police work. He and Sgt. Simmons waited at the scene on Sunday afternoon until I was able to get up there with a spare set of keys, completed a DNA swab on the interior, and then released it back to me.

Everyone at the town and police department with whom I dealt was helpful and understanding, and this really made a difference as I contended with a difficult situation. Please pass my thanks along to them. I am happy to work in the best little town in Florida, and now I know from personal experience it has the best little police force in Florida as well!

Sincerely,

Rich Snyder, GM



## WEST PALM BEACH

Police Department



*Sarah J. Mooney*  
*Chief of Police*

May 30, 2018

Chief Steve Langevin  
Palm Beach Shores Police Department  
247 Edwards Road  
Palm Beach Shores, FL 33404

Chief Langevin,

On April 5, 2018, **Officer James Boyd** participated in the 2018 Tip-A-Cop event to raise money for Special Olympics. He assisted wait staff to earn "Tips" for Special Olympics at Duffy's located in Boynton Beach. Throughout the county, there were officers at three different Duffy's locations all working with volunteers from other local law enforcement agencies to raise a total of **\$11,273** in just four hours! All money raised goes directly to Florida based Special Olympics athletes and their families to pay their expenses associated with the various Special Olympics competitions across the state.

Duffy's has hosted this event for several years and it continues to grow. Through the enthusiastic participation of the volunteers, we have managed to increase our total earnings every year for the past seven years! This is a testament to the commitment of people like Officer Boyd who volunteered this year. I would like to thank and recognize him for his participation.

In addition, **Officer Boyd** was your Agency Coordinator for the Law Enforcement Torch Run for Special Olympics which was held April 25<sup>th</sup>. He attended coordination meetings and helped to ensure Palm Beach Shores Police Department had a presence at the event. I thank Officer Boyd for his enthusiasm and willingness to get involved this year!


Sincerely,

Chief Sarah J. Mooney

600 Banyan Boulevard - West Palm Beach, Florida 33401

Main 561.822.1900

Records 561.822.1880 Fax 561.822.1692 Investigations 561.822.1700 Fax 561.822.1704  
wpb.org/police





## ***Public Works Department***

**Item #: 6 b 3.**

### ***Monthly Status Report***

***June 2018***

#### **Community Center:**

1. Scheduling to paint the exterior of the Community Center. This project is still in the paint selection stage more paint samples will be reviewed. **Note:** color samples will be applied on the exterior south wall of the building for review. Please submit to Town Hall your paint color ideas for consideration.
2. The replacement of the BBQ grill roll up shutter is 6 weeks due to product demand.
3. Receiving quotes to replace the BBQ grill and gas components on the first floor.
4. Receiving quotes to install a second new faucet on the large sink located in the second floor kitchen. The purpose for the new faucet is for washing smaller items without the use of the large sink spray handle to reduce the water spray on the walls and floor and the handler for safety concerns.
8. The projects listed is funded through the approved capital and general budget.

#### **Grounds & Parks:**

1. Scheduling contractors for the Beach Playground new swing set and ground cover in compliance with ADA requirements.
2. In the process to convert all the Inlet Park walkway post lights to LED turtle friendly lighting and to replace the in ground electrical boxes that were damaged during the High King Tides. The completion date for this project has been extended due to weather.
3. The removal of the dead trees and stump grinding is ongoing the Town lost another 8 various palm trees along the streets easements and Parkway caused by Hurricane Irma high winds.
4. The projects listed is funded through the approved capital and general budget.

#### **Streets & Street Lights:**

1. Receiving quotes to restripe the stop bars and rumble strips in front of all the towns 60 Stop Signs. This project is to increase the safety for the Pedestrian foot traffic and vehicle traffic.
2. Installing STOP SIGN AHEAD signs located on Lake Drive and Blossom Lane and Ocean Ave and Claremont Lane.
3. In the process of repairing pot holes in all town streets per safety guide lines.
4. Scheduling to grind all the concerned raised areas of the Town Sidewalks. The grinding project will begin on Ocean Ave. Wednesday, June 27, 2018 weather permitting.
5. The projects listed are funded through the approved general budget and 1 cent sales tax budget.

**Lift Stations:**

1. Scheduling to have the annual cleaning of the wet well holding tanks. The pumps to be serviced and the electrical control panel components to be tested and or replaced for routine maintenance. This project was on hold due to the rescheduling of the contractors. The maintenance is scheduled for the end of June weather permitting.
2. Scheduling to replace the electrical transfer switch to the Lake Drive Lift Station due to component failure and climate conditions. The unit has been in service for 12years.
3. Scheduling for the emergency repairs to the main sewer line on Edwards lane in front of Town Hall due to shell rock and sand restricting the sewer line. When the CTV camera and cleanout was completed in the sewer line visuals of breaks in the pipe joints two locations and the pipe sidewall was compromised.
4. The projects listed are funded through the approved general budget.

**Public Works Building, Police Building, Fire Department Annex Building:**

1. The replacement of the five exterior fire proof metal doors due to Hurricane Irma Damage is in progress. The Fire Annex Building consisting of 2 doors and the Police Building consisting of 3 doors. The work is expected for completion by Wednesday, June 20, 2018 weather permitting.
2. Scheduling contractors and Architects for estimates with the Police Departments remodel.
3. Scheduling Architects, engineers and contractors for the replacement of the Beach Bathroom Building due to the age of the building and the costs for repairs exceeding the life of the building.
4. The bid for the replacement of the Town Hall Emergency backup generator has been awarded to Global Electric. The installation of the new generator is estimated in 5 weeks.
5. The projects listed is funded through the approved capital budget and general budget.

**Foot Note:****Hurricane Irma after the storm projects.**

1. **The town staff is continuing to assist FEMA for Hurricane Irma Damage Reimbursements to the town.**
2. **Preparing for another Hurricane Season 2018.**

**Training / Certificates:**

1. The next training courses begin in September 2018 for all Public Works Staff. These courses will consist of waste water, pumps, and Storm Water Advanced Engineering looking to the future Level 1 & 2.
2. OSHA'S Model Training Program for multiple certifications & continuing education credits.
3. Additional training for heavy equipment operation and safety will be provided for all Public Works Staff. The training is provided through United Rentals under the instruction of "City of Orlando" Heavy Equipment Training Level 1. A certificate of completion for 18 hours of training will be provided. This is a continuing education program as needed.
4. APWA (Public Works Association) Training for Public Works Directors and Supervisors. Sponsored by CCTI located at Indian River State College. A certificate of completion for 30 hours of training will be provided.

**TOWN CLERK REPORT**  
**June 18, 2018 Commission Meeting**

<b>TASKS</b>	<b>STATUS</b>
<b>Upcoming Meetings</b>	<ul style="list-style-type: none"><li>➤ Special Magistrate Hearing, June 20, 2018 at 2:00 pm</li><li>➤ P &amp; Z Regular Meeting, June 26, 2018 at 6:30 pm</li><li>➤ P &amp; Z Workshop for Marine Engineer presentation at 5:30 pm</li><li>➤ July 4, 2018: DRC (2:00 pm)</li></ul>
<b>New Town Website</b>	<ul style="list-style-type: none"><li>➤ Please be sure to go to our Town website: <a href="http://www.palmbeachshoresfl.us">www.palmbeachshoresfl.us</a> and see all the updates and new features that have taken place. It is more user friendly with large buttons and organized in a way that you will quickly and easily be able to move around the pages.</li><li>➤ Note: If you have trouble finding anything, or you have a recommendation to enhance the website, please call or visit Town Hall and speak with Gaudy Quesada. She is the mastermind behind all this work! If you like what you see, please be sure to let her and us know!</li></ul>
<b>Building Department Fiscal Year 2017/18</b>	<ul style="list-style-type: none"><li>• Total Permits issued in May – 36</li><li>• Total Permit Fees in May - \$21,632.82</li><li>• Total Construction Value in May - \$764,821.87</li><li>• Total Permits issues YTD - 201</li><li>• Total Permit Fees YTD - \$99,230.61</li><li>• Total Construction Value YTD - \$3,363,619.08</li></ul>
<b>Code Compliance</b>	New/ongoing open Code Violations this month to date: 49 <ul style="list-style-type: none"><li>• 30 Yard debris, bulk and trash/garbage collections times (Code Sec. 38-9)</li><li>• 4 Prohibited parking on property (Code Sec. 70-75)</li><li>• 9 Property Maintenance (Code Sec. 14-329)</li><li>• 2 Temporary Signs (Code Sec 58-53)</li><li>• 3 Working without a permit (Code Sec 14-81)</li><li>• 1 No Business Tax/Certificate of Use (Code Sec 18-16)</li></ul>
<b>Community Center</b>	11 events this month: 1 Town/Misc.; 0 POA; 2 Civic; 2 Resident; 2 Service Providers; 4 Church

**ORDINANCE NO. O-4-18**

**AN ORDINANCE OF THE TOWN COMMISSION OF THE TOWN OF PALM BEACH SHORES, FLORIDA, IMPOSING A MORATORIUM ON THE ACCEPTANCE OF NEW APPLICATIONS, AND THE ISSUANCE OF ANY TOWN PERMITS OR APPROVALS CURRENTLY OUTSTANDING AND REQUIRED FOR PENDING APPLICATIONS, FOR THE INSTALLATION OR RENOVATION OF DOCKS WITHIN THE TOWN AS SET FORTH IN CHAPTER 82. WATERWAYS. ART. III DOCKS. OF THE TOWN OF PALM BEACH SHORES CODE OF ORDINANCES; PROVIDING THAT SAID MORATORIUM SHALL BE IN EFFECT FOR A PERIOD OF SIX (6) MONTHS; DIRECTING TOWN STAFF TO UNDERTAKE A COMPREHENSIVE REVIEW OF THE TOWN'S EXISTING DOCK REGULATIONS WITH AN EMPHASIS ON INTERNAL CONSISTENCY AND COMPLIANCE WITH APPLICABLE STATE AND FEDERAL REQUIREMENTS AS WELL AS CURRENT BEST PRACTICES RELATED TO CONSTRUCTION AND NAVIGATION; PROVIDING FOR CONTINUATION OR TERMINATION OF SAID MORATORIUM; PROVIDING A CONFLICTS CLAUSE AND A SEVERABILITY CLAUSE; AND PROVIDING FOR AN EFFECTIVE DATE.**

**WHEREAS**, the Town of Palm Beach Shores' ("Town's") Code of Ordinances contains certain sections and provisions regulating the construction of docks within the Town; and

**WHEREAS**, the Town's dock regulations have not been updated or otherwise amended since 2008; and

**WHEREAS**, the construction of docks on residential and commercial property within the Town implicates both state and federal laws regulating waterways and navigable water bodies and the permitting of certain activities therein; and

**WHEREAS**, the Town Commission of the Town of Palm Beach Shores desires to review and update the Town's dock regulations to ensure internal consistency and compliance with both state and federal laws and regulations, as well as current best practices related to construction and navigation; and

**WHEREAS**, the Town Commission believes that a six (6) month moratorium on the acceptance of new applications and the issuance of any Town permits or approvals currently

outstanding and required for pending applications to install or renovate docks within the Town is necessary in order to maintain the status quo in the Town and simultaneously allow Town staff to conduct a comprehensive review of the Town's existing codes to determine the appropriate revisions to offer for adoption by the Town Commission, and to ensure that Town code provides for a thorough and efficient application process for applicants; and

**WHEREAS**, the Town Commission has determined that the enactment of this moratorium is in the best interest of the Town and is necessary in order to protect the public health, safety and welfare.

**NOW, THEREFORE, BE IT ORDAINED BY THE TOWN COMMISSION OF THE TOWN OF PALM BEACH SHORES, FLORIDA, THAT:**

**Section 1:** The foregoing recitals are true and correct, are hereby made a specific part of this Ordinance.

**Section 2:** There is hereby imposed a moratorium with respect to the acceptance of new applications, and the issuance of any Town permits or approvals currently outstanding and required for pending applications, for the installation or renovation of docks within the Town as set forth in Chapter 82. Waterways., Art. III. Docks. of the Town of Palm Beach Shores Code of Ordinances.

**Section 3:** During the term of the moratorium, Town staff shall conduct a comprehensive review of the Town's existing dock regulations and permitting codes to ensure internal consistency and compliance with both state and federal laws and regulations, as well as current best practices related to construction and navigation, and to ensure that Town code provides for a thorough and efficient application process for applicants.

**Section 4:** During the term of the moratorium, it shall be unlawful for any person or entity to install or renovate a dock on any property within the Town. Nothing contained in this ordinance shall be deemed to prevent or prohibit the acceptance and processing of new applications related to the maintenance, repair or removal of any dock installed and existing prior to the adoption of this ordinance, or the issuance of permits for the same.

**Section 5:** This moratorium shall remain in full force and effect for a period of six (6) months from adoption of this ordinance. This moratorium shall automatically expire at the

conclusion of said six-month period unless terminated sooner by the Town Commission at a public hearing called for such purpose. The Town Commission may, by ordinance, and upon the adoption of findings of fact justifying same, extend the term of this moratorium prior to its automatic expiration.

**Section 6:** Violations of this moratorium may be remedied through any means available to the Town, both in law and at equity.

**Section 7:** All ordinances or Code provisions in conflict herewith are hereby repealed.

**Section 8:** The various parts, sections and clauses of this Ordinance are hereby declared to be severable. If any part, sentence, paragraph, section or clause is adjudged unconstitutional or invalid by a court of competent jurisdiction, the remainder of the Ordinance shall not be affected thereby. In the event of a subsequent change in applicable law, so the provision which had been held invalid is no longer invalid, the provision shall thereupon return to full force and effect without further action by the Town and shall thereafter be binding under this Ordinance.

FIRST READING this 18<sup>th</sup> day of June 2018.

SECOND AND FINAL READING this \_\_\_\_ day of July 2018.

ATTEST:

\_\_\_\_\_  
Evyonne Browning, Town Clerk

\_\_\_\_\_  
Myra Koutzen, Mayor

Approved as to form and legal sufficiency.

(Seal)

\_\_\_\_\_  
Keith Davis, Town Attorney



**RESOLUTION NO. R-6-18**

**A RESOLUTION OF THE TOWN COMMISSION OF THE TOWN OF PALM BEACH SHORES, PALM BEACH COUNTY, FLORIDA, AMENDING ITS OPERATING BUDGET FOR FISCAL YEAR 2017/18 IN ACCORDANCE WITH THE TERMS AND CONDITIONS OF BUDGET RESOLUTION NO. R-20-17; PROVIDING AN EFFECTIVE DATE, AND FOR OTHER PURPOSES.**

WHEREAS, the necessity of amending the 2017/2018 Town budget has come to the attention of the Town Commission of the Town of Palm Beach Shores; and

WHEREAS, pursuant to Sec. 2, 3 and 4 of Budget Resolution No. **R-20-17** adopted September 25, 2017 in accordance with State Law, budget amendments relating to increases or decreases to the total sum allocated to each department for operating expenses and capital outlay expenses must be formally approved by the Town Commission in the form of a budget resolution for such transfers.

**NOW, THEREFORE, BE IT RESOLVED BY THE TOWN COMMISSION OF THE TOWN OF PALM BEACH SHORES, PALM BEACH COUNTY, FLORIDA, THAT:**

Section 1. The Town of Palm Beach Shores, hereby amends its 2017/2018 budget as provided in the schedules attached hereto as Exhibit "A" and made a part hereof, in accordance with the terms and provisions of the Budget Resolution No. **R-20-17**.

Section 2. The Town Clerk is hereby directed to attach a copy of this Resolution amending the 2017/2018 budget to the budget documents and this Resolution shall be made a part of said budget.

Section 3. That this Resolution shall take effect upon its passage.

**DULY PASSED AND ADOPTED** this 18<sup>th</sup> day of June, 2018.

\_\_\_\_\_  
Myra Koutzen, Mayor

ATTEST:

\_\_\_\_\_  
Evyonne Browning, Town Clerk

(SEAL)

**Town of Palm Beach Shores**  
**Proposed Budget Amendment #2**  
**FYE 9/30/18**

**EXHIBIT "A"**

	<b>Original Budget</b>	<b>Amendment #1</b>	<b>Amendment #2</b>	<b>Final Budget</b>
<b>REVENUE</b>	\$ 4,718,030	252,716	77,179	\$ 5,047,925
<b>EXPENDITURES:</b>				
Administration	\$ 389,232			\$ 389,232
Legal	100,000		20,000	120,000
Public Works	269,454		10,575	280,029
Police	1,368,427	20,913	7,679	1,397,019
Fire	653,931	20,660		674,591
Building Department	171,050		74,780	245,830
Emergency Disaster	-			-
Solid Waste	198,000			198,000
911 Dispatch	377,597			377,597
Legislative	35,560			35,560
Streets/Storm Sewers	23,025			23,025
Parks	115,650			115,650
Beach	92,941			92,941
Lift Station Sewer Service	17,975			17,975
Contingencies	85,000		(35,855)	49,145
Emergency Medical Service	312,615			312,615
Community Center	60,600			60,600
Risk Management	115,000			115,000
Capital	246,327	211,143		457,470
<b>Total Expenditures</b>	<b>\$ 4,632,384</b>	<b>\$ 252,716</b>	<b>\$ 77,179</b>	<b>\$ 4,962,279</b>
<b>Other Financing Use:</b>				
Transfer to UU Fund	85,646			85,646
<b>Total Expenditures &amp; Transfers Out</b>	<b>\$ 4,718,030</b>	<b>\$ 252,716</b>	<b>\$ 77,179</b>	<b>\$ 5,047,925</b>

Town of Palm Beach Shores  
BUDGET 2017/18  
Proposed budget amendment #2

**EXHIBIT "A"**

Account Name	Account Number	Revised Budget	Amendment #2	Final Budget
<b>REVENUE</b>				
Building Permits <sup>1</sup>	001-00-000-32200	90,000	66,000	156,000
Site Plan / Variance Fees <sup>1</sup>	001-00-000-34920	250	3,500	3,750
Donations <sup>2</sup>	001-00-000-36600	81,126	7,679	88,805
<b>TOTAL REVENUE</b>		<b>\$ 4,970,746</b>	<b>\$ 77,179</b>	<b>\$ 5,047,925</b>
<b>EXPENDITURES</b>				
<b>LEGAL</b>				
Professional Svcs/Consulting <sup>1,3</sup>	001-02-514-03100	85,000	20,000	105,000
<b>PUBLIC WORKS</b>				
Salaries - Regular <sup>4</sup>	001-04-519-01200	145,144	9,150	154,294
FICA <sup>4</sup>	001-04-519-02100	11,448	700	12,148
FRS <sup>4</sup>	001-04-519-02200	11,852	725	12,577
<b>POLICE</b>				
Community Policing <sup>2</sup>	001-05-521-04901	6,500	7,679	14,179
<b>BUILDING</b>				
Professional Svcs/Consulting <sup>1,5</sup>	001-07-524-03100	7,500	23,780	31,280
Contract - Building Official <sup>1</sup>	001-07-524-03101	68,000	25,000	93,000
Contract - Code Enforcement <sup>1</sup>	001-07-524-03102	56,000	19,000	75,000
Reimbursed Development Costs <sup>1</sup>	001-07-524-03300	5,000	7,000	12,000
<b>CONTINGENCY</b>				
Contingency <sup>3,4</sup>	001-07-581-0000	85,000	(35,855)	49,145
<b>TOTAL EXPENDITURES</b>		<b>\$ 4,885,100</b>	<b>\$ 77,179</b>	<b>\$ 4,962,279</b>

**EXPLANATIONS OF ABOVE CHANGES:**

- 1 - The building activity in town has increased revenue and expenditures: More permit fees and site plan/ variance fees which offset the additional building department costs as well as legal costs.
- 2 - Donations and Community Policing have been increased by the amount received to fund the St. Patrick's Day Parade.
- 3 - Legal has been increased by updating our code and code enforcement support.
- 4 - Following the hurricane, the Public Works Director was given an increase to bring his compensation more in line with the other department heads. He has received additional certifications and taken on greater responsibilities for the Town.
- 5 - As approved by the Commission, a marine engineer has been hired to write new code for docks that will go before both the Planning & Zoning Board and the Town Commission for approval. These funds will come from Contingency.