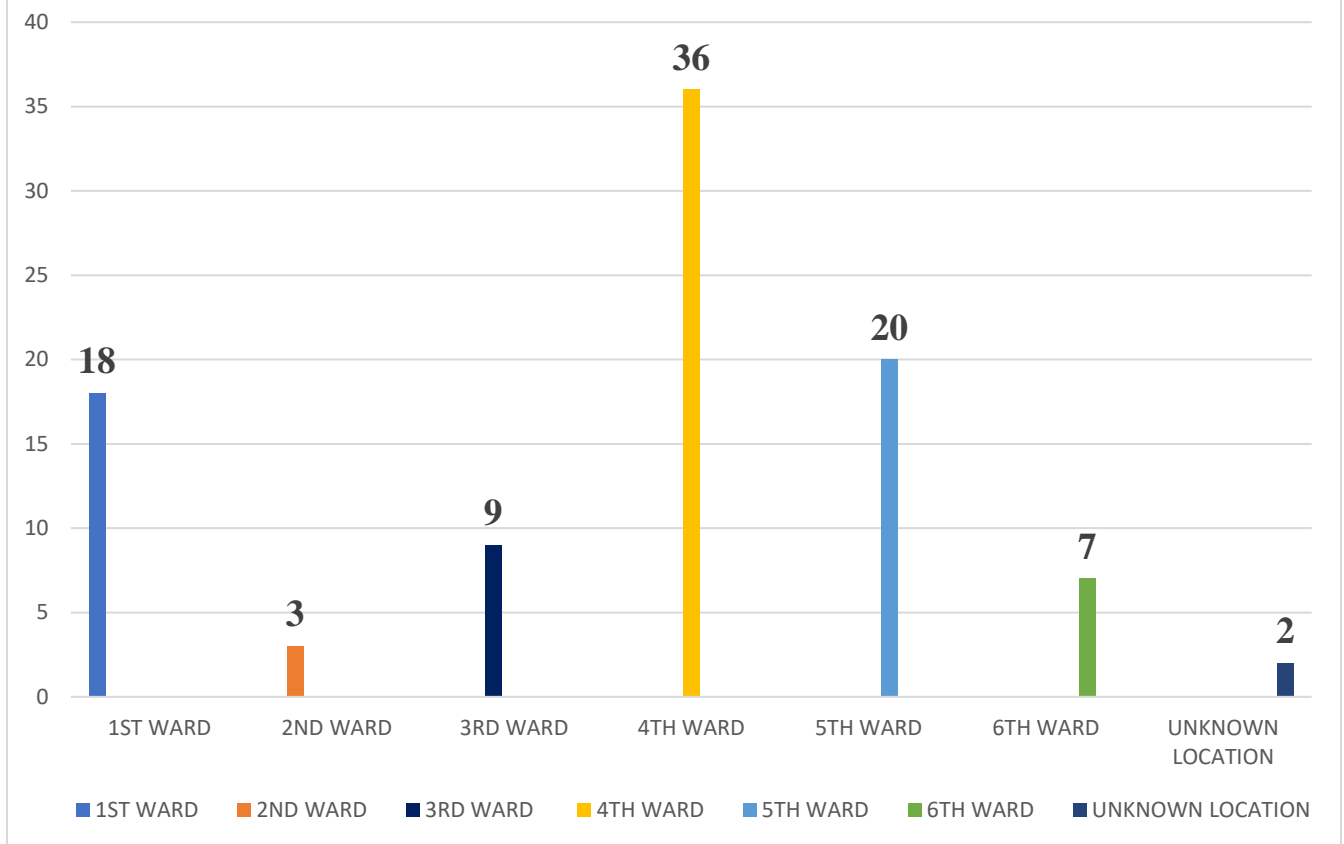


City of Paterson Non-Fatal Shooting Environment by Ward | Neighborhood



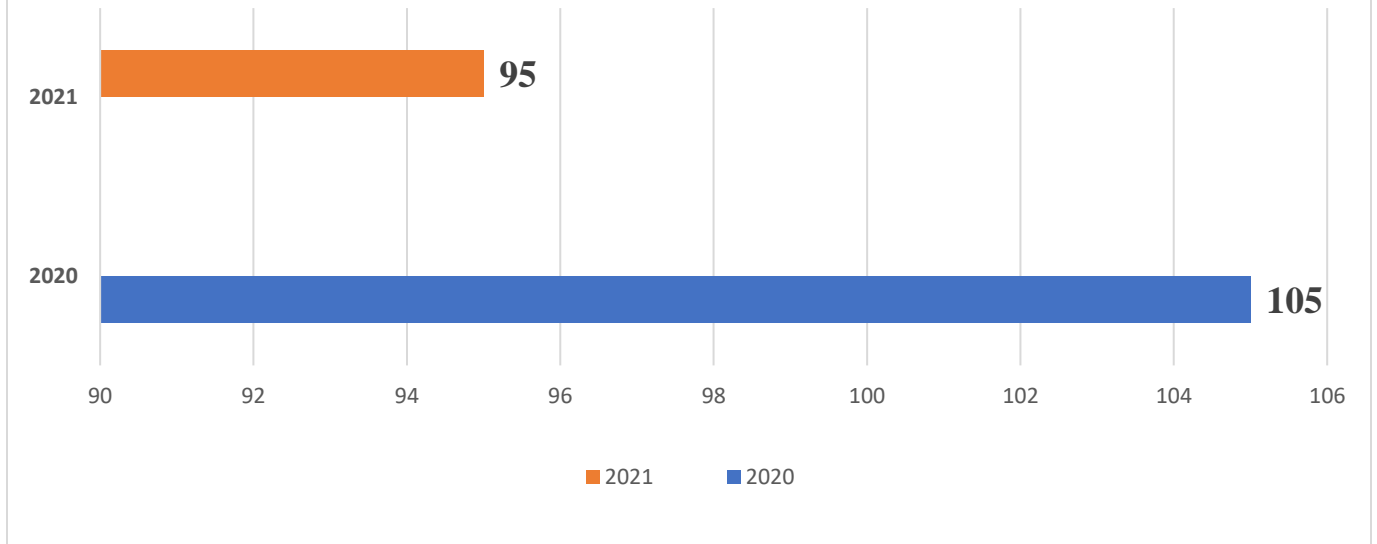
City of Paterson Non-Fatal Shooting Incidents by Ward | Neighborhood (January 1st, 2021-December 31st, 2021) *****cutoff date 12/31/2021**

OVERVIEW

Ninety-Five (95) incidents total

- Ward 1-Eighteen (18) incidents 19%
- Ward 2-Three (3) incidents or 3%
- Ward 3-Nine (9) incidents or 9%
- Ward 4-Thirty-Six (36) incidents or 39%
- Ward 5-Twenty (20) incidents or 21%
- Ward 6-Seven (7) incidents or 7%
- Two (2) or 2% of incidents occurred that the locations that still have not been determined during the investigation

City of Paterson Non-Fatal Shooting Environment Incident Comparative Analysis



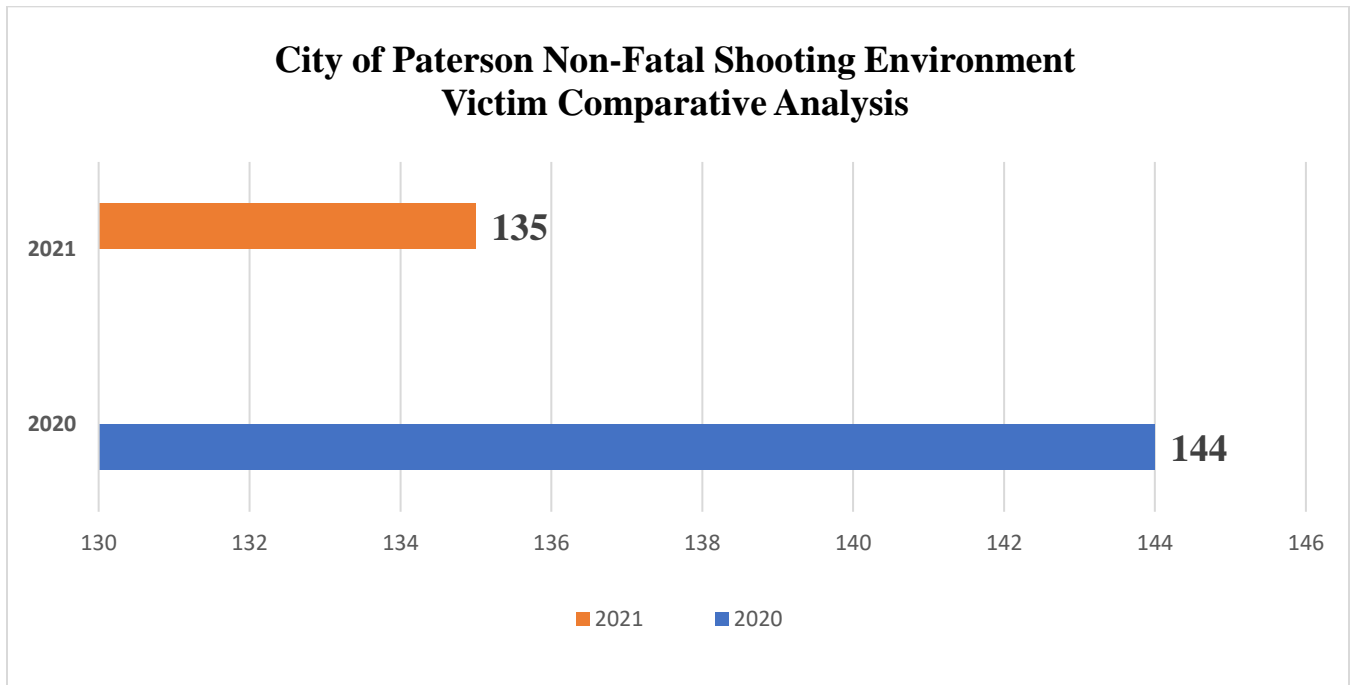
City of Paterson Non-Fatal Shooting Incidents Incident Comparative Analysis

(January 1st, 2021-December 31st, 2021, vs. January 1st, 2020-December 31st, 2020) *cutoff date 12/31/2021**

OVERVIEW

During the period of January 1, 2021-December 31, 2021, there have been ninety-five (95) incidents total non-fatal shooting incidents that have occurred in the City of Paterson.

When comparative analysis was conducted during the same time of January 1, 2020-December 31, 2020, there were one-hundred-five (105) non-fatal shooting incidents, which is an **10% decrease**.



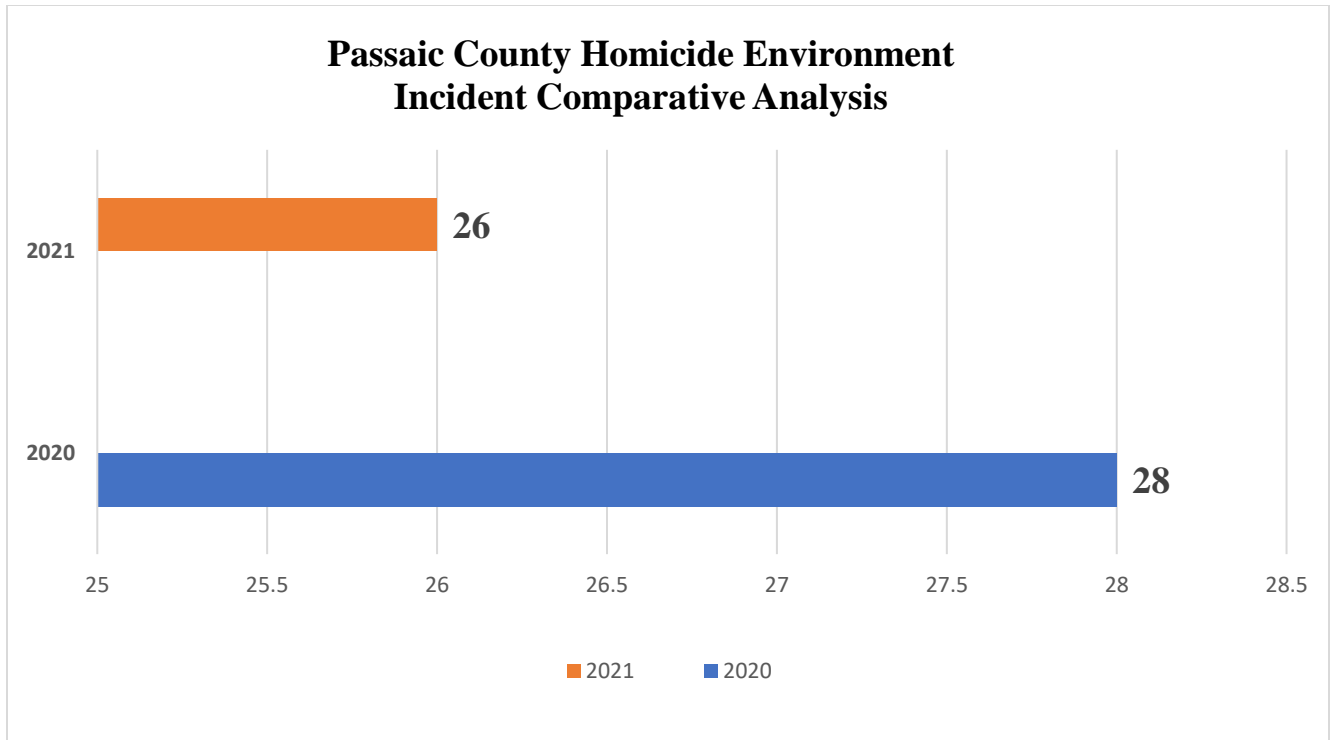
City of Paterson Non-Fatal Shooting Incidents Victim Comparative Analysis

(January 1st, 2021-December 31st, 2021, vs. January 1st, 2020-December 31st, 2020) ***cutoff date 12/31/2021

OVERVIEW

During the period of January 1, 2021-December 31, 2021, there have been a total of one-hundred-thirty-five (135) non-fatal shooting victims in the City of Paterson.

When comparative analysis was conducted during the same time of January 1, 2020-December 31, 2020, there were a total of one-hundred-forty-four (144) non-fatal shooting victims, which is a **6% decrease** in non-fatal shooting victims.



Passaic County Homicide Environment Incident Comparative Analysis

(January 1st, 2021-December 31st, 2021, vs. January 1st, 2020-December 31st, 2020) ***cutoff date 12/31/2021

OVERVIEW

During the period of January 1, 2021-December 31, 2021, there have been a total of twenty-six (26) Homicide incidents that have occurred in Passaic County. (24-incidents or 92% in the City of Paterson, 2-incidents or 8% in the City of Passaic).

When comparative analysis was conducted during the same time of January 1, 2020-December 31, 2020, there were a total of twenty-eight (28) Homicide incidents, which is a 7% decrease in Homicide incidents in Passaic County.

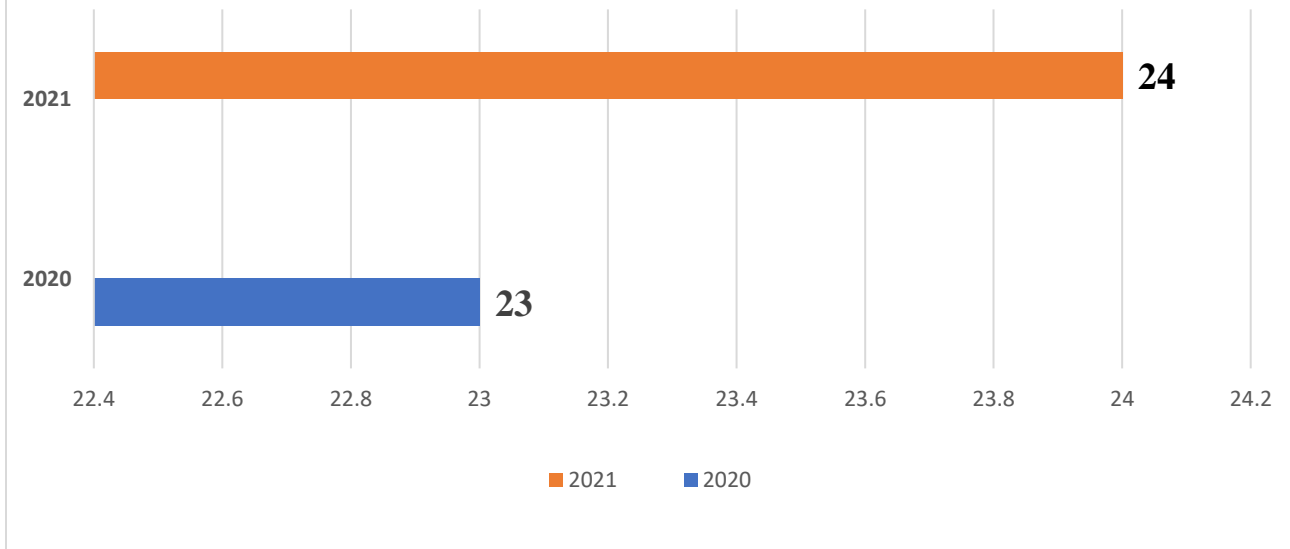
2021 Passaic County Method of Homicides

Two (2) Homicides by Assault-7%

Three (3) Homicides by Stabbing-12%

Twenty-one (21) Homicides by Gunfire-81%

City of Paterson Homicide Environment Incident Comparative Analysis



City of Paterson Homicide Environment Incident Comparative Analysis

(January 1st, 2021-December 31st, 2021, vs. January 1st, 2020-December 31st, 2020) *cutoff date 12/31/2021**

OVERVIEW

During the period of January 1, 2021-December 31, 2021, there has been a total of twenty-four (24) Homicide incidents that have occurred in the City of Paterson.

When comparative analysis was conducted during the same time of January 1, 2020-December 31, 2020, there were a total of twenty-four (24) Homicide incidents, which is a 0% increase in Homicide incidents in the City of Paterson.

2021 Paterson Method of Homicides

Two (2) Homicides by Assault-8%

Three (3) Homicides by Stabbing-13%

Nineteen (19) Homicides by Gunfire-79%