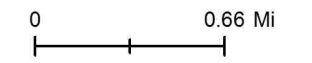
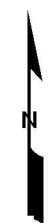
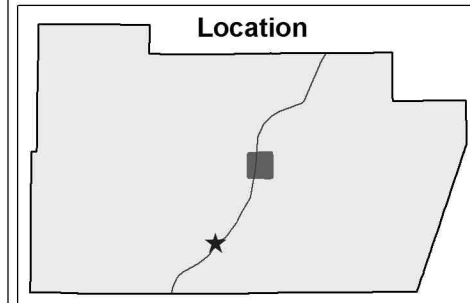


# Book 10 - Reference



Map date: 11/09/2011  
Created by: PC Assessor's Office/CPS



Assessor's Office  
398 Main St  
Lovelock, NV 89419  
775-273-2369

Disclaimer: This map was prepared for use by the Pershing County Assessor's Office for assessment purposes only. It does not represent a survey. No liability is assumed as to the accuracy of the data delineated hereon or to the sufficiency of the data for any other use.

