



*Upstream from ordinary.*

**BOARD OF ALDERMEN MEETING**  
RIVERSIDE CITY HALL  
2950 NW VIVION ROAD  
RIVERSIDE, MISSOURI 64150  
**TENTATIVE AGENDA**  
**JANUARY 17, 2017**

**Closed Session – 6:45 p.m.**  
**Regular Meeting - 7:00 p.m.**

Call to Order  
Roll Call

**CLOSED SESSION**  
**(6:45 p.m.)**

**1. Motion to enter into CLOSED SESSION for the following matters:**

610.021(1) Legal actions, causes of action or litigation involving a public governmental body and any confidential or privileged communications between a public governmental body or its representatives and its attorneys

610.021 (2) Leasing, purchase or sale of real estate by a public governmental body where public knowledge of the transaction might adversely affect the legal consideration therefore

610.021(12) Sealed bids and related documents, until the bids are opened; and sealed proposals and related documents or any documents related to a negotiated contract until a contract is executed, or all proposals are rejected

**REGULAR SESSION**  
**(7:00 p.m.)**

Call to Order  
Roll Call  
Pledge of Allegiance

**Public Comments** – Members of the public may address exclusively the Mayor and members of the Board of Aldermen during Public Comments ONLY. This Public Comments time is reserved for citizen comments regarding agenda and non-agenda items. However, any item not listed on the agenda will be taken under advisement. Public comment on any agenda item which has a Public Hearing should be reserved until the Public Hearing is opened and comments on such item will be taken at that time. Each speaker is limited to 5 minutes.

**LEGISLATIVE SESSION**

**1. CONSENT AGENDA**

All matters listed under the Consent Agenda are considered to be routine by the Board of Aldermen and will be enacted by one motion to approve the Consent Agenda as presented. There is no separate discussion of these items. The Mayor or a member of the Board of Aldermen may request that any item be removed from the Consent Agenda for discussion or explanation. If removed, it will be considered separately following approval of the remaining items on the Consent Agenda. No motion is required to remove an item from the Consent Agenda.

Approval of minutes for January 3, 2017.

Approval of Court Report for December 2016.

**R-2017-004: A RESOLUTION AUTHORIZING THE EXPENDITURE OF FUNDS OUT OF THE CITY TREASURY OF THE CITY OF RIVERSIDE FOR FISCAL YEAR 2016-2017 WEEK ENDING JANUARY 6<sup>TH</sup> AND JANUARY 13<sup>TH</sup> IN THE AMOUNT OF \$260,060.16.**

Point of Contact: Finance Director Donna Oliver.

**REGULAR AGENDA**

1. First Reading: Bill No. 2017-004: **AN ORDINANCE APPROVING THE CONTINUING DISCLOSURE UNDERTAKING IN CONNECTION WITH THE ISSUANCE OF NOT TO EXCEED \$14,020,000 PRINCIPAL AMOUNT OF LEVEE DISTRICT IMPROVEMENT REFUNDING BONDS (L-385 PROJECT), SERIES 2017, OF THE RIVERSIDE-QUINDARO BEND LEVEE DISTRICT OF PLATTE COUNTY, MISSOURI.** Point of Contact: Finance Director Donna Oliver and Gary Anderson with Gilmore & Bell.
2. First Reading: Bill No. 2017-005: **AN ORDINANCE APPOINTING GILMORE AND BELL, P.C. AS SPECIAL LEGAL COUNSEL.** Point of Contact: Finance Director Donna Oliver and Gary Anderson with Gilmore & Bell.
3. **Communication from City Administrator**
  - A. FYI - April 4, 2017 Municipal Election filings ended today at 5:00 p.m.
  - B. TracFone Reimbursement
  - C. Consideration of Resolution R-2017-005 - Approving an Escrow Agreement for Gatewoods IV.
- a) **Department Reports**
  - i. Community Development
  - ii. Engineering
  - iii. Finance
  - iv. Public Safety
  - v. Public Works
  - vi. Levee Board Report
4. **Communication from Mayor**
5. **Communication from Board of Aldermen**
6. **Motion to Adjourn**

  
\_\_\_\_\_  
Gregory P. Mills, City Administrator

ATTEST:



Robin Kincaid, City Clerk

Posted 01.13.17 at 1:30 p.m.

MINUTES  
REGULAR MEETING  
BOARD OF ALDERMEN  
RIVERSIDE, MISSOURI  
Tuesday, January 3, 2017  
6:45 p.m.

The Board of Aldermen for the City of Riverside, Missouri, met in regular session in the Board of Aldermen Chambers at City Hall, 2950 NW Vivion Road, Riverside, Missouri, on Tuesday, January 3, 2017.

Mayor Rose called the regular meeting to order at 6:45 p.m. Those in attendance were Mayor Kathy Rose, Aldermen Ron Super, Art Homer, Frank Biondo, Chet Pruett, Aaron Thatcher, and Al Bowman.

Also present were City Administrator Greg Mills, Community Development Director Mike Duffy, City Clerk Robin Kincaid, Fire Chief Gordon Fowlston, Finance Director Donna Oliver, and City Engineer Travis Hoover. Also present was City Attorney Paul Campo.

<b>MOTION TO ENTER INTO CLOSED @ 6:45 P.M.</b>	Alderman Thatcher moved that the meeting go into closed session pursuant to RSMo 610.021 (1) Legal Action and litigation, and RSMo 610.021 (2) Leasing, Purchase or sale of real estate, second by Alderman Bowman. Yes: Thatcher, Bowman, Homer, Biondo, Pruett, and Super. Motion carried 6-0.
--	--

<b>MOTION TO ADJOURN CLOSED @ 6:52 P.M.</b>	Alderman Biondo moved at 6:52 p.m. to adjourn closed session with no action taken, second by Alderman Thatcher. Yes: Biondo, Thatcher, Pruett, Super, Homer, and Bowman. Motion carried 6-0.
---	--

<b>REGULAR SESSION</b>	Mayor Rose called the Regular Session Meeting to order at 7:00 p.m.
------------------------	---

Those in attendance were Mayor Kathy Rose, Aldermen Ron Super, Art Homer, Frank Biondo, Chet Pruett, Aaron Thatcher, and Al Bowman.

Also present were City Administrator Greg Mills, Community Development Director Mike Duffy, City Clerk Robin Kincaid, City Engineer Travis Hoover, Finance Director Donna Oliver, Fire Chief Gordon Fowlston, and Major Chris Skinrood. Also present were City Attorney Paul Campo and Special Counsel Joe Bednar.

<b>PLEDGE OF ALLEGIANCE</b>	Mayor Rose led the Pledge of Allegiance.
-----------------------------	--

<b>PUBLIC COMMENT</b>	None.
-----------------------	-------

<b>CONSENT AGENDA</b>	Alderman Biondo moved to approve the consent agenda as presented, second by Alderman Thatcher. Yes: Biondo, Thatcher, Super, Bowman, Pruett, and Homer. Motion carried 6-0.
-----------------------	---

**MINUTES OF 12-20-16**

Alderman Biondo moved to approve the minutes of the December 20, 2016 meeting, second by Alderman Thatcher.  
Yes: Biondo, Thatcher, Super, Bowman, Pruett, and Homer.  
Motion carried 6-0.

**RESOLUTION 2017-001**

Bill Pay

Alderman Biondo moved to approve Resolution 2017-001 authorizing the expenditure of funds for fiscal year 2016-2017, for weeks ending December 23<sup>RD</sup> and December 30<sup>TH</sup> in the amount of \$269,026.17, second by Alderman Thatcher.  
Yes: Biondo, Thatcher, Super, Bowman, Pruett, and Homer.  
Motion carried 6-0.

**RESOLUTION 2017-002**

L-385 Redev. Plan Progress

Alderman Biondo moved to approve Resolution 2017-002 determining that the L-385 Redevelopment Plan is making satisfactory progress, second by Alderman Thatcher.  
Yes: Biondo, Thatcher, Super, Bowman, Pruett, and Homer.  
Motion carried 6-0.

**RESOLUTION 2017-003**

Surplus Fire Equipment

Alderman Biondo moved to approve Resolution 2017-003 declaring certain fire equipment to be surplus, and authorizing its transfer to the Edgerton-Trimble Fire Protection District, Edgerton, Missouri, second by Alderman Thatcher.  
Yes: Biondo, Thatcher, Super, Bowman, Pruett, and Homer.  
Motion carried 6-0.

**REGULAR AGENDA****BILL NO. 2017-001**

Predevelopment Agreement

City Clerk Robin Kincaid gave first reading of Bill No. 2017-001. City Administrator Greg Mills introduced Richard Muller, Executive Vice President and David Rezac, Vice President of VanTrust and they look forward to working with the City of Riverside and excited to be a part of this project.

Alderman Thatcher moved to accept first reading and place Bill No. 2017-001 on second and final reading, second by Alderman Super.

Yes: Thatcher, Super, Pruett, Homer, Bowman, and Biondo.  
Motion carried 6-0.

Alderman Pruett moved to approve Bill 2017-001 and enact said bill as ordinance, second by Alderman Thatcher.

Yes: Pruett, Thatcher, Biondo, Homer, Bowman, and Super.  
Motion carried 6-0.

**BILL NO. 2017-002**

Terminating Gateway Redev.  
Plan - TIF

City Clerk Robin Kincaid gave first reading of Bill No. 2017-002. Alderman Thatcher moved to accept first reading and place Bill No. 2017-002 on second and final reading, second by Alderman Biondo.

Yes: Pruett, Biondo, Homer, Super, Bowman, and Pruett.  
Motion carried 6-0.

Alderman Pruett moved to approve Bill 2017-002 and enact said bill as ordinance, second by Alderman Thatcher.  
Yes: Pruett, Thatcher, Super, Bowman, Homer and Biondo.  
Motion carried 6-0.

**BILL NO. 2017-003**  
Police New Hire Hass

City Clerk Robin Kincaid gave first reading of Bill No. 2017-003. Alderman Thatcher moved to accept first reading and place Bill No. 2017-003 on second and final reading, second by Alderman Biondo.  
Yes: Thatcher, Biondo, Homer, Bowman, Pruett, and Super.  
Motion carried 6-0.  
Alderman Pruett moved to approve Bill 2017-003 and enact said bill as ordinance, second by Alderman Homer.  
Yes: Pruett, Homer, Biondo, Bowman, Super, and Thatcher.  
Motion carried 6-0.

**CITY ADMINISTRATOR** Nothing to report.

**COMMUNITY DEVELOPMENT** Nothing to report.

**ENGINEERING** Nothing to report.

**FINANCE** Nothing to report.

**PUBLIC SAFETY** Major Chris Skinrood reminded the Board that her start date at the academy will be January 18<sup>th</sup> and will not be working here with us until June 2017.  
An update was also given on the shooting at the Northcrest Apartments this afternoon and that the Metro Squad will be coming tomorrow at 9:00 a.m. to begin work on the case.

**PUBLIC WORKS** Nothing to report.

**LEVEE BOARD** Alderman Super announced that at the last levee board meeting they redefined the goals for refinancing the bonds.

**MAYOR'S DISCUSSION** Mayor Rose reported that there had been more resignations from the Tourism Board and that she will be working diligently to fill all positions on all boards and if the BOA has any names to please give them to her, so she may follow up with individuals and complete this task.

**BOARD OF ALDERMEN** Alderman Bowman – Nothing to report.

Alderman Pruett – Nothing to report.

Alderman Homer – Nothing to report.

Alderman Super – Questioned if we should consider testing our water to assure the safety in our drinking water. Mayor Rose suggested staff should inquire.

Alderman Thatcher – Happy New Year to everyone. I would like to recognize and give kudos to our city staff for their great communication through all the issues that arise, such as: the weather, pink water, Santa, etc.

Alderman Biondo – Nothing to report.

**MOTION TO ADJOURN**

Alderman Biondo moved to adjourn the meeting at 7:11 p.m., second by Alderman Thatcher.

Yes: Biondo, Thatcher, Bowman, Pruett, Super, and Homer.  
Motions carried 6-0.


---

Robin Kincaid, City Clerk

**CITY OF RIVERSIDE  
MUNICIPAL COURT  
2950 N.W. VIVION RD  
RIVERSIDE, MISSOURI 64150**

**REPORT TO CITY CLERK  
FOR MONTH OF DECEMBER**

I do hereby certify that this is a complete listing of the cases heard in the Municipal Division for the month of DECEMBER, 2016.



Shayla Jones  
Court Administrator

Filed: January 10, 2017  
RSMo. 479.080.3

(Trial de novas filed: None)



Report received by City Clerk

# MUNICIPAL DIVISION SUMMARY REPORTING FORM

*Refer to instructions for directions and term definitions. Complete a report each month even if there has not been any court activity*

<b>I. COURT INFORMATION</b>		Contact information same as last report <input type="checkbox"/>	
Municipality: RIVERSIDE		Reporting Period: December, 2016	
Mailing Address: 2950 NW VIVION ROAD		Software Vendor: Tyler Technologies	
Physical Address: 2950 NW VIVION ROAD		County PLATTE COUNTY	Circuit: 6
Telephone Number: (816) 741-1212		Fax Number: (816) 372-9020	
Prepared By: S JONES	E-mail Address municipalcourt@riversidemo.com		iNotes <input type="checkbox"/>
Municipal Judge(s): MARK M. FERGUSON		Prosecuting Attorney: AMY ASHELFORD	

II. MONTHLY CASELOAD INFORMATION	Alcohol & Drug related Traffic	Other Traffic	Non-Traffic Ordinance
A. Cases (citations / informations) pending at start of month	168	2,703	1,448
B. Cases (citations / informations) filed	11	109	42
C. Cases (citations / informations) disposed			
1. jury trial (Springfield, Jefferson County, and St. Louis County only)	0	0	0
2. court / bench trial - GUILTY	0	0	0
3. court / bench trial - NOT GUILTY	0	0	0
4. plea of GUILTY in court	4	58	12
5. Violations Bureau Citations (i.e., written plea of guilty) and bond forfeitures by court order (as payment of fines / costs)	0	61	13
6. dismissed by court	0	0	0
7. nolle prosequi	0	20	5
8. certified for jury trial(not heard in the Municipal Division)	0	0	0
9. TOTAL CASE DISPOSITIONS	4	139	30
D. Cases (citations / informations) pending at end of month [pending caseload = (A + B) - C9]	175	2,673	1,460
E. Trial de Novo and / or appeal applications filed	0	0	0

III. WARRANT INFORMATION (pre- & post-disposition)	IV. PARKING TICKETS
1. # Issued during reporting period	73
2. # Served/withdrawn during reporting period	33
3. # Outstanding at end of reporting period	3,072

	<input checked="checked" type="checkbox"/> Court staff does not process parking tickets
--	---

Office of State Courts Administrator, Statistics, 2112 Industrial Drive, P.O. Box 104480, Jefferson City, MO 65110

OSCA Help Desk: 1-888-541-4894

Fax: 573-526-0338

E-mail: [MunicipalDivision.Reports@courts.mo.gov](mailto:MunicipalDivision.Reports@courts.mo.gov)



# MUNICIPAL DIVISION SUMMARY REPORTING FORM

<b>I. COURT INFORMATION</b>	Municipality: RIVERSIDE	Reporting Period: December, 2016
-----------------------------	-------------------------	----------------------------------

<b>V. DISBURSEMENTS</b>			
<b>Excess Revenue (minor traffic violations, subject to the excess revenue percentage limitation)</b>		<b>Other Disbursements cont.</b>	
Fines - Excess Revenue	\$ 11,332.50		\$
Clerk Fee - Excess Revenue	\$ 948.00		\$
Crime Victims Compensation (CVG) Fund surcharge - Paid to City/Excess Revenue	\$ 0.00		\$
Bond forfeitures (paid to city) - Excess Revenue	\$ 0.00		\$
<b>Total Excess Revenue</b>	\$ 12,280.50		\$
<b>Other Revenue (non-minor traffic and ordinance violations not subject to the excess revenue percentage limitation)</b>			\$
Fines - Other	\$ 7,054.00		\$
Clerk Fee - Other	\$ 612.00		\$
Judicial education Fund (JEF) <input type="checkbox"/> Court does not retain funds for JEF	\$ 0.00		\$
Peace Officer Standard and Training (POST) Commission surcharge	\$ 130.00		\$
Crime Victims Compensation (CVC) Fund surcharge - Paid to state	\$ 975.00		\$
Law Enforcement Training (LET) Fund surcharge	\$ 260.00		\$
Domestic Violence Shelter surcharge	\$ 260.00		\$
Inmate Prisoner Detainee Security Fund surcharge	\$ 260.00		\$
Sheriff's Retirement Fund (SRF) surcharge	\$ 387.00		\$
Restitution	\$ 0.00		\$
Parking ticket revenue (including penalties)	\$ 0.00		\$
Bond forfeitures (paid to city) - Other	\$ 0.00		\$
<b>Total Other Revenue</b>	\$ 9,938.00		\$
<b>Other Disbursements:</b> Enter below additional surcharges and/or fees not listed above. Designate if subject to the excess revenue percentage limitation. Examples include, but are not limited to, arrest costs, witness fees, and board bill/jail costs.		<b>Total Other Disbursements</b>	\$ 0.00
		<b>Total Disbursements of Costs, Fees, Surcharges and Bonds Forfeited</b>	\$ 22,218.50
		<b>Bond Refunds</b>	\$ 1,068.00
		<b>Total Disbursements</b>	\$ 23,286.50

Office of State Courts Administrator, Statistics, 2112 Industrial Drive, P.O. Box 104480, Jefferson City, MO 65110

MONTHLY REPORT  
TO THE  
CITY OF RIVERSIDE, MISSOURI

January 10, 2017

I ATTEST THAT THE FOREGOING IS A TRUE AND  
FACTUAL ACCOUNTING OF COURT FOR THE MONTH OF  
**DECEMBER, 2016.**



---

SHAYLA JONES, COURT ADMINISTRATOR

\*Printed: 01/10/2017

## MUNICIPAL COURT REPORT

## RIVERSIDE MUNICIPAL COURT

Report For December 1, 2016 Thru December 31, 2016

Page: 1  
MOSTRPT

## Citations by Filed Date...

Total Citations	167	
Total Warnings	0	
Total Voids	0	
Total Filed Citations		167

## Citations by Issued Date...

Total Citations	160	
Total Warnings	0	
Total Voids	0	
Total Issued Citations		160

## Violations by Filed Date...

Traffic	113	
NON-MOVING VIOLATION	33	
City Ordinance	21	
Parking	0	
Total Filed Violations		167

## Violations by Issued Date...

Traffic	105	
NON-MOVING VIOLATION	31	
City Ordinance	24	
Parking	0	
Total Issued Violations		160

## Continued Cases...

## Multiple Continuances

Traffic	39	
NON-MOVING VIOLATION	3	
City Ordinance	3	
Parking	1	
Total		46

## Continued Trial

Traffic	0	
NON-MOVING VIOLATION	0	
City Ordinance	0	
Parking	0	
Total		0

Total Continued Cases 46

## Paid Fine...

Traffic	39	
NON-MOVING VIOLATION	26	

## MUNICIPAL COURT REPORT

## RIVERSIDE MUNICIPAL COURT

Page: 2

Report For December 1, 2016 Thru December 31, 2016

MOSTRPT

City Ordinance	2	
Parking	0	
Total Paid Fines		67

Before Judge...		
Traffic	21	
NON-MOVING VIOLATION	41	
City Ordinance	7	
Parking	0	
Total Before Judge		69
Total Completed		136

## Other Completed...

Dismissed by Prosecutor		
Traffic	19	
NON-MOVING VIOLATION	3	
City Ordinance	3	
Parking	0	
Total		25
Total Other Completed		25
Grand Total Completed		161

## Warrants...

Issued...		
Traffic	46	
NON-MOVING VIOLATION	16	
City Ordinance	11	
Parking	0	
Total Warrants Issued		73
Cleared...		
Traffic	23	
NON-MOVING VIOLATION	5	
City Ordinance	5	
Parking	0	
Total Warrants Cleared		33
Change in Total Warrants		40

FINE FINE	\$18,386.50
CC COURT COST	\$1,560.00
CVS2 CRIME VICTIMS STATE2	\$926.90
CVC2 CRIME VICTIMS CITY2	\$48.10
DV DOMESTIC VIOLENCE	\$260.00
STPT STATE POLICE TRAINING FUND	\$130.00

**MUNICIPAL COURT REPORT**

**RIVERSIDE MUNICIPAL COURT**

**Page: 3**

**Report For December 1, 2016 Thru December 31, 2016**

**MOSTRPT**

<b>TC TRAINING COST</b>	<b>\$260.00</b>
<b>ISF INMATE SECURITY FUND</b>	<b>\$260.00</b>
<b>SF SHERIFFS' SURCHARGE</b>	<b>\$387.00</b>
<b>Total Fees/Fines Paid</b>	<b>\$22,218.50</b>

**RESOLUTION NO. R - 2017-004**

**A RESOLUTION AUTHORIZING THE EXPENDITURE OF FUNDS OUT OF THE CITY TREASURY OF THE CITY OF RIVERSIDE FOR FISCAL YEAR 2016-2017 WEEK ENDING JANUARY 6<sup>TH</sup> AND JANUARY 13<sup>TH</sup> IN THE AMOUNT OF \$260,060.16.**

**WHEREAS**, the Board of Aldermen find it is in the best interest of the citizens of the City of Riverside to authorize and approve the expenditure of funds as set forth in Exhibit "A" attached hereto;

**NOW THEREFORE, BE IT RESOLVED BY THE BOARD OF ALDERMEN OF THE CITY OF RIVERSIDE, MISSOURI, AS FOLLOWS:**

**THAT** the disbursements and expenditure of funds from the city treasury in the amount of \$260,060.16 as set forth in Exhibit "A" attached hereto and made a part hereof by reference are hereby authorized and approved.

**FURTHER THAT** the City Administrator is hereby authorized to execute all agreements or documents necessary to approve the purchase of goods and services contemplated therein and the Finance Director is authorized to issue a check therefor to the respective companies, firms, persons in the amounts set forth therein.

**PASSED AND ADOPTED** by the Board of Aldermen and **APPROVED** by the Mayor of the City of Riverside, Missouri, the 17<sup>TH</sup> day of January, 2017.

---

Mayor Kathleen L. Rose

ATTEST:

---

Robin Kincaid, City Clerk



City of Riverside, MO

# Expense Approval Report

By Fund

Payment Dates 01/04/2017 - 01/04/2017

Vendor Name	Payable Number	Post Date	Description (Item)	Account Number	Amount
<b>Fund: 10 - GENERAL FUND</b>					
LINCOLN NATIONAL LIFE INS.	3372947671	01/04/2017	LIFE INS - ADMINISTRATION	10-112-000-19200	51.66
LINCOLN NATIONAL LIFE INS.	3372947671	01/04/2017	LIFE INS - MUNICIPAL COURT	10-216-000-19200	7.38
LINCOLN NATIONAL LIFE INS.	3372947671	01/04/2017	LIFE INS - PUBLIC SAFETY	10-221-000-19200	408.57
LINCOLN NATIONAL LIFE INS.	3372947671	01/04/2017	LIFE INS - COMMUNICATIONS	10-223-000-19200	102.75
LINCOLN NATIONAL LIFE INS.	3372947671	01/04/2017	LIFE INS - PS ADMINISTRATIO	10-224-000-19200	43.10
LINCOLN NATIONAL LIFE INS.	3372947671	01/04/2017	LIFE INS - FIRE DEPARTMENT	10-226-000-19200	311.44
LINCOLN NATIONAL LIFE INS.	3372947671	01/04/2017	LIFE INS - PUBLIC WORKS	10-331-000-19200	59.04
LINCOLN NATIONAL LIFE INS.	3372947671	01/04/2017	LIFE INS - ENGINEERING	10-332-000-19200	29.03
LINCOLN NATIONAL LIFE INS.	3372947671	01/04/2017	LIFE INS - COMMUNITY CEN	10-341-000-19200	14.76
LINCOLN NATIONAL LIFE INS.	3372947671	01/04/2017	LIFE INS - COMMUNITY DEVEL	10-819-000-19200	81.57
MIDWEST PUBLIC RISK OF MI	B027ZW	01/04/2017	HEALTH INS. - ADMINISTRATI	10-112-000-19000	3,667.19
MIDWEST PUBLIC RISK OF MI	B027ZW	01/04/2017	DENTAL INS - ADMINISTRATIO	10-112-000-19100	425.41
MIDWEST PUBLIC RISK OF MI	B027ZW	01/04/2017	VISION INS - ADMINISTRATIO	10-112-000-19300	74.32
MIDWEST PUBLIC RISK OF MI	B027ZW	01/04/2017	HEALTH INS. - MUNICIPAL CO	10-216-000-19000	417.31
MIDWEST PUBLIC RISK OF MI	B027ZW	01/04/2017	DENTAL INS - MUNICIPAL CO	10-216-000-19100	34.16
MIDWEST PUBLIC RISK OF MI	B027ZW	01/04/2017	VISION INS - MUNICIPAL COU	10-216-000-19300	7.54
MIDWEST PUBLIC RISK OF MI	B027ZW	01/04/2017	HEALTH INS. - PUBLIC SAFETY	10-221-000-19000	21,345.79
MIDWEST PUBLIC RISK OF MI	B027ZW	01/04/2017	DENTAL INS - PUBLIC SAFETY	10-221-000-19100	1,461.46
MIDWEST PUBLIC RISK OF MI	B027ZW	01/04/2017	VISION INS - PUBLIC SAFETY	10-221-000-19300	316.66
MIDWEST PUBLIC RISK OF MI	B027ZW	01/04/2017	HEALTH INS. - COMMUNICATI	10-223-000-19000	5,265.07
MIDWEST PUBLIC RISK OF MI	B027ZW	01/04/2017	DENTAL INS - COMMUNICATI	10-223-000-19100	459.57
MIDWEST PUBLIC RISK OF MI	B027ZW	01/04/2017	VISION INS - COMMUNICATIO	10-223-000-19300	88.32
MIDWEST PUBLIC RISK OF MI	B027ZW	01/04/2017	HEALTH INS - PS ADMINISTRA	10-224-000-19000	3,809.53
MIDWEST PUBLIC RISK OF MI	B027ZW	01/04/2017	DENTAL INS - PS ADMINISTRA	10-224-000-19100	203.90
MIDWEST PUBLIC RISK OF MI	B027ZW	01/04/2017	VISION INS - PS ADMINISTRAT	10-224-000-19300	50.62
MIDWEST PUBLIC RISK OF MI	B027ZW	01/04/2017	HEALTH INS - FIRE DEPARTME	10-226-000-19000	8,700.17
MIDWEST PUBLIC RISK OF MI	B027ZW	01/04/2017	DENTAL INS - FIRE DEPARTME	10-226-000-19100	849.76
MIDWEST PUBLIC RISK OF MI	B027ZW	01/04/2017	VISION INS - FIRE DEPARTME	10-226-000-19300	161.56
MIDWEST PUBLIC RISK OF MI	B027ZW	01/04/2017	HEALTH INS - PUBLIC WORKS	10-331-000-19000	4,368.09
MIDWEST PUBLIC RISK OF MI	B027ZW	01/04/2017	DENTAL INS - PUBLIC WORKS	10-331-000-19100	273.28
MIDWEST PUBLIC RISK OF MI	B027ZW	01/04/2017	VISION INS - PUBLIC WORKS	10-331-000-19300	52.78
MIDWEST PUBLIC RISK OF MI	B027ZW	01/04/2017	HEALTH INS - ENGINEERING	10-332-000-19000	1,783.25
MIDWEST PUBLIC RISK OF MI	B027ZW	01/04/2017	DENTAL INS - ENGINEERING	10-332-000-19100	119.03
MIDWEST PUBLIC RISK OF MI	B027ZW	01/04/2017	VISION INS - ENGINEERING	10-332-000-19300	29.08
MIDWEST PUBLIC RISK OF MI	B027ZW	01/04/2017	HEALTH INS - COMMUNITY CE	10-341-000-19000	983.91
MIDWEST PUBLIC RISK OF MI	B027ZW	01/04/2017	DENTAL INS - COMMUNITY CE	10-341-000-19100	68.32
MIDWEST PUBLIC RISK OF MI	B027ZW	01/04/2017	VISION INS - COMMUNITY CE	10-341-000-19300	15.08
MIDWEST PUBLIC RISK OF MI	B027ZW	01/04/2017	HEALTH INS - COMMUNITY D	10-819-000-19000	3,478.68
MIDWEST PUBLIC RISK OF MI	B027ZW	01/04/2017	DENTAL INS - COMMUNITY D	10-819-000-19100	1,492.66
MIDWEST PUBLIC RISK OF MI	B027ZW	01/04/2017	VISION INS - COMMUNITY DE	10-819-000-19300	58.16
RIVERSIDE, CITY OF	01/04/17	01/04/2017	METRO SQUAD INVESTIGATIO	10-221-000-44520	2,250.00
ADAMS, ASHLEIGH	12/28/16	01/04/2017	REIMB CITY'S SHARE/GYM ME	10-115-000-21301	44.25
WACA	12/29/16	01/04/2017	MBRSHD DUES/JONES, SHAYL	10-216-000-34500	25.00
MOPERM	131308	01/04/2017	AUTO DAMAGE, LIABILITY INS	10-112-000-24100	799.00
<b>Fund 10 - GENERAL FUND Total:</b>					<b>64,288.21</b>
<b>Grand Total:</b>					<b>64,288.21</b>



City of Riverside, MO

# Expense Approval Report

## By Fund

Payment Dates 01/06/2017 - 01/06/2017

Vendor Name	Payable Number	Post Date	Description (Item)	Account Number	Amount
<b>Fund: 10 - GENERAL FUND</b>					
RIVERSIDE, CITY OF	01/06/17	01/06/2017	METRO SQUAD FUNDS	10-221-000-44520	1,500.00
<b>Fund 10 - GENERAL FUND Total:</b>					<b>1,500.00</b>
<b>Grand Total:</b>					<b>1,500.00</b>





# Expense Approval Report

By Fund

Payment Dates 01/11/2017 - 01/11/2017

Vendor Name	Payable Number	Post Date	Description (Item)	Account Number	Amount
<b>Fund: 10 - GENERAL FUND</b>					
FIRE FIGHTERS ASSOC OF MO	01/01/17	01/11/2017	ANNUAL MEMBERSHIP & INS	10-226-000-34500	354.00
RIVERSIDE, CITY OF	01/10/17	01/11/2017	REIMB PETTY CASH/CITY WID	10-221-000-36400	291.00
CITY OF INDEPENDENCE	01/19/17	01/11/2017	REGISTRATION/SUPER, ROSE,	10-102-000-36100	111.00
SAM'S CLUB DIRECT	006346	01/11/2017	SUPPLIES	10-221-000-44512	179.59
SAM'S CLUB DIRECT	008171	01/11/2017	SUPPLIES	10-221-000-44520	124.44
TINA HASS	01/03/17	01/11/2017	REIMB CITY'S SHARE/WORLD	10-115-000-21301	113.34
YMCA OF GREATER KANSAS C	01/03/17A	01/11/2017	RIVERSIDE SUPPORT FEE	10-341-000-22801	2,300.00
YMCA OF GREATER KANSAS C	01/03/17B	01/11/2017	REIMB CITY'S SHARE/MEMBE	10-115-000-21301	931.50
YMCA OF GREATER KANSAS C	01/03/17B	01/11/2017	REIMB CITY'S SHARE/MEMBE	10-341-000-22800	20,243.25
WINSON, JESSIE	01/03/17	01/11/2017	REIMB CITY'S SHARE/GYM ME	10-115-000-21301	88.50
ASCAP	01/05/17	01/11/2017	LICENSE FEE	10-112-000-34000	341.00
SAM'S CLUB DIRECT	001546	01/11/2017	SUPPLIES	10-221-000-44520	153.42
BETTY NAYLOR	01/06/17	01/11/2017	REIMB HEALTH INS.	10-112-000-19000	304.81
MISSOURI AMERICAN WATER	1017210010445575 0117	01/11/2017	2805 NW VIVION RD	10-336-111-25400	85.30
MISSOURI AMERICAN WATER	1017210015746389 0117	01/11/2017	4200 RIVERSIDE ST	10-337-101-25400	88.09
MISSOURI AMERICAN WATER	1017210015746471 0117	01/11/2017	4498 HIGH DR DETCK	10-337-104-25400	78.64
MISSOURI AMERICAN WATER	1017210015748552 0117	01/11/2017	4820 HOMESTEAD TER PARKF	10-336-109-25400	16.33
MISSOURI AMERICAN WATER	1017210015884915 0117	01/11/2017	1001 NW ARGOSY PARK	10-336-107-25400	68.19
MARR, ANDREW	31902 01/17	01/11/2017	REIMB CITY'S SHARE/MEMBE	10-115-000-21301	491.49
ICMA-RC VANTAGEPOINT	41311335	01/11/2017	EMPLOYEE W/H 01/06 PAYRO	10-20006	910.37
ICMA-RC VANTAGEPOINT	41311375	01/11/2017	EMPLOYEE W/H 01/06 PAYRO	10-20006	125.00
WRIGHT EXPRESS FSC	48332831	01/11/2017	FUEL PURCHASED - WOODDE	10-331-000-54100	35.13
WRIGHT EXPRESS FSC	48332831	01/11/2017	FUEL PURCHASED - WAGNER	10-331-000-54100	355.67
WRIGHT EXPRESS FSC	48332831	01/11/2017	FUEL PURCHASED - CAMERO	10-331-000-54100	77.96
WRIGHT EXPRESS FSC	48332831	01/11/2017	FUEL PURCHASED - JEFFREY	10-331-000-54100	256.60
WRIGHT EXPRESS FSC	48332831	01/11/2017	FUEL PURCHASED - BUESCHE	10-331-000-54100	33.96
WRIGHT EXPRESS FSC	48332831	01/11/2017	FUEL PURCHASED - OLIPHANT	10-331-000-54100	139.49
WRIGHT EXPRESS FSC	48332831	01/11/2017	FUEL PURCHASED - BEHLE	10-331-000-54100	92.76
WRIGHT EXPRESS FSC	48332831	01/11/2017	FUEL PURCHASED - SHELTON	10-331-000-54100	94.45
WRIGHT EXPRESS FSC	48332831	01/11/2017	FUEL PURCHASED - MCGUIRE	10-331-000-54100	33.61
WRIGHT EXPRESS FSC	48332831	01/11/2017	FUEL PURCHASED - HOOVER	10-332-000-54100	32.07
WRIGHT EXPRESS FSC	48332831	01/11/2017	FUEL PURCHASED - FULLER	10-819-000-54000	68.51
RIVERSIDE, CITY OF	01/09/17	01/11/2017	NAT'L LEAGUE OF CITIES/TRV	10-102-000-36000	74.64
RIVERSIDE, CITY OF	01/09/17	01/11/2017	MAYORS MEETING/PARKING	10-102-000-36000	3.25
RIVERSIDE, CITY OF	01/09/17	01/11/2017	MEAL/LEADERSHIP CLASS NR	10-112-000-22910	9.58
RIVERSIDE, CITY OF	01/09/17	01/11/2017	SUPPLIES/COURT NIGHT	10-216-000-53700	7.97
RIVERSIDE, CITY OF	01/09/17	01/11/2017	SUPPLIES/MUNICIPAL COURT	10-216-000-53700	4.25
RIVERSIDE, CITY OF	01/09/17	01/11/2017	ICC CONFERENCE/PARKING	10-331-000-36400	12.00
RIVERSIDE, CITY OF	01/09/17	01/11/2017	TABLE CLOTHS/SENIOR DANC	10-341-100-44522	21.75
RIVERSIDE, CITY OF	01/09/17	01/11/2017	RECORDER OF DEEDS/HORIZO	10-819-000-32000	69.00
TIME WARNER	10801601 01/17	01/11/2017	CABLE SERVICE	10-331-000-25600	468.49
AFLAC	399198	01/11/2017	EMPLOYEE PREMIUMS	10-20008	90.40
CELLCO PARTNERSHIP	9777567800	01/11/2017	DATA CARDS/K ROSE	10-112-000-27201	51.65
CELLCO PARTNERSHIP	9777567800	01/11/2017	DATA CARDS	10-224-000-27200	729.40
CELLCO PARTNERSHIP	9777567800	01/11/2017	DATA CARDS/MOORE, S	10-819-000-27200	51.65
LEVEL 3 COMMUNICATIONS,	50300515	01/11/2017	2950 NW VIVION RD	10-112-000-27000	665.21
TIME WARNER	107747701 01/17	01/11/2017	CABLE SERVICE	10-341-000-25600	60.99
CELLCO PARTNERSHIP	9777833203	01/11/2017	DATA CARDS	10-224-000-27200	45.03
WRIGHT EXPRESS FSC	48123349	01/11/2017	FUEL PURCHASE - DECEMBER	10-224-000-54100	8,476.90
MO-ARK	12/08/16	01/11/2017	2017 MBRSHS DUES	10-112-000-34500	250.00
<b>Fund 10 - GENERAL FUND Total:</b>					<b>39,711.63</b>
<b>Grand Total:</b>					<b>39,711.63</b>



City of Riverside, MO

# Expense Approval Report

By Fund

Post Dates 01/17/2017 - 01/17/2017

Vendor Name	Payable Number	Post Date	Description (Item)	Account Number	Amount
<b>Fund: 10 - GENERAL FUND</b>					
TYLER TECHNOLOGIES, INC	025-176492	01/17/2017	SOFTWARE MAINTENANCE/B	10-112-000-40700	775.31
TYLER TECHNOLOGIES, INC	025-176492	01/17/2017	SOFTWARE MAINT/DISPATCH	10-224-000-40704	27,709.46
TIME WARNER - PUBLIC WOR	040803901 01/17	01/17/2017	CABLE SERVICE	10-331-000-25600	131.02
WCA WASTE CORPORATION	099-0000203887	01/17/2017	DISPOSAL SERVICE/RESIDENTI	10-331-000-26000	4,560.63
TRAINING@YOUR PLACE	10902	01/17/2017	MO STATE SALES TAX, & USE	10-112-000-34000	200.00
LEVEL 3 COMMUNICATIONS,	50571201	01/17/2017	2950 NW VIVION RD	10-112-000-27000	674.06
TOWN & COUNTRY BUILDING	7714	01/17/2017	JANITORIAL SERVICE	10-337-103-44200	1,620.00
DOUBLED D, INC	12417RS	01/17/2017	ICE CONTROL SALT	10-331-000-57000	10,482.42
INFORMATION FUND	52759	01/17/2017	MONTHLY SALES, USE TAX RE	10-112-000-40700	105.00
MR MAT	532385	01/17/2017	ENTRY MATS	10-337-101-41500	24.86
MR MAT	532386	01/17/2017	ENTRY MATS	10-337-103-41500	30.74
MR MAT	532387	01/17/2017	ENTRY MATS	10-337-102-41500	30.48
CARD SERVICES	0023 01/17	01/17/2017	WEATHER TECH - CREDIT	10-221-000-41000	-109.95
CARD SERVICES	0023 01/17	01/17/2017	WEATHERTECH - VEH 98 FLO	10-221-000-41000	237.90
CARD SERVICES	0023 01/17	01/17/2017	WALMART - VEH SUPPLIES	10-221-000-41000	67.54
CARD SERVICES	0023 01/17	01/17/2017	ROBERTS CHEVY - MILLS VEH	10-221-000-41000	162.22
CARD SERVICES	0023 01/17	01/17/2017	OFFICE MAX - SUPPLIES	10-224-000-50500	99.99
CARD SERVICES	0025 01/17	01/17/2017	OFFICE MAX - SUPPLIES	10-224-000-50500	111.44
CARD SERVICES	0025 01/17	01/17/2017	PENNWELL - TRNG	10-226-000-34000	29.99
CARD SERVICES	0025 01/17	01/17/2017	REG JUSTICE - GA NET	10-226-000-34506	15.00
CARD SERVICES	0025 01/17	01/17/2017	AT&T - FOWLSTON	10-226-000-34511	30.00
CARD SERVICES	0025 01/17	01/17/2017	PENNWELL - TRNG MATERIAL	10-226-000-36400	617.00
CARD SERVICES	0025 01/17	01/17/2017	MOTOROLA - SOFTWARE	10-226-000-40000	155.70
CARD SERVICES	0025 01/17	01/17/2017	AMAZON - INVERTER	10-226-000-40000	329.99
CARD SERVICES	0025 01/17	01/17/2017	ADVANCE AUTO - VEH 800	10-226-000-40000	17.99
CARD SERVICES	0025 01/17	01/17/2017	AMAZON - VEH 800	10-226-000-40000	56.96
CARD SERVICES	0025 01/17	01/17/2017	BUILD A SIGN - CAMERA SIGN	10-226-000-40000	88.86
CARD SERVICES	0025 01/17	01/17/2017	BUILD A SIGN - DUMPSTER SI	10-226-000-40000	140.66
CARD SERVICES	0025 01/17	01/17/2017	COMMENCO - CABLE	10-226-000-40000	71.75
CARD SERVICES	0025 01/17	01/17/2017	EMERGENCY - RUIS MONTHLY	10-226-000-40501	304.58
CARD SERVICES	0025 01/17	01/17/2017	EMERGENCY - SOFTWARE	10-226-000-40501	304.58
CARD SERVICES	0025 01/17	01/17/2017	RIVERSIDE CAR WASH	10-226-000-41000	10.00
CARD SERVICES	0025 01/17	01/17/2017	RIVERSIDE CAR WASH	10-226-000-41000	10.00
CARD SERVICES	0025 01/17	01/17/2017	RIVERSIDE CAR WASH	10-226-000-41000	10.00
CARD SERVICES	0025 01/17	01/17/2017	RIVERSIDE CAR WASH	10-226-000-41000	10.00
CARD SERVICES	0058 01/17	01/17/2017	NLAND CHAMBER - ROSE & H	10-102-000-36100	50.00
CARD SERVICES	0058 01/17	01/17/2017	PLATTE FLOWERS - WOODDEL	10-112-000-22910	58.99
CARD SERVICES	0058 01/17	01/17/2017	SEARS - WOODDELLS SURGER	10-112-000-22910	25.05
CARD SERVICES	0058 01/17	01/17/2017	PLATTE FLOWERS - CREDIT	10-112-000-22910	-3.99
CARD SERVICES	0058 01/17	01/17/2017	SHACKELFORD - THATCHERS S	10-112-000-22910	96.36
CARD SERVICES	0058 01/17	01/17/2017	AT&T - BIONDO	10-112-000-27201	14.99
CARD SERVICES	0058 01/17	01/17/2017	AT&T - KINCAID	10-112-000-27201	14.99
CARD SERVICES	0058 01/17	01/17/2017	AT&T - BOWMAN	10-112-000-27201	14.99
CARD SERVICES	0058 01/17	01/17/2017	AT&T - ROSE	10-112-000-27201	30.00
CARD SERVICES	0058 01/17	01/17/2017	AT&T - HOMER	10-112-000-27201	14.99
CARD SERVICES	0058 01/17	01/17/2017	AT&T - BOWMAN	10-112-000-27201	14.99
CARD SERVICES	0058 01/17	01/17/2017	AT&T - OLIVER	10-112-000-27201	14.99
CARD SERVICES	0058 01/17	01/17/2017	AT&T - SUPER	10-112-000-27201	14.99
CARD SERVICES	0058 01/17	01/17/2017	SOUTHWEST - LASERFICHE CO	10-112-000-36000	347.17
CARD SERVICES	0058 01/17	01/17/2017	SOUTHWEST - LASERFICHE CO	10-112-000-36000	30.00
CARD SERVICES	0064 01/17	01/17/2017	NICK & JAKES - DEPT HEAD M	10-112-000-36100	86.01
CARD SERVICES	0066 01/17	01/17/2017	AT&T - DUFFY	10-819-000-27200	14.99
CARD SERVICES	0066 01/17	01/17/2017	AMERICAN PLANNING - DUES	10-819-000-34500	560.00

## Expense Approval Report

Post Dates: 01/17/2017 - 01/17/2017

Vendor Name	Payable Number	Post Date	Description (Item)	Account Number	Amount
CARD SERVICES	0082 01/17	01/17/2017	LEXIS NEXIS - SEARCH ENGINE	10-221-000-34506	72.40
CARD SERVICES	0082 01/17	01/17/2017	RED X - DETECTIVE MTG	10-221-000-36200	12.05
CARD SERVICES	0082 01/17	01/17/2017	CORNER CAFE - DECTECTIVE	10-221-000-36200	169.17
CARD SERVICES	0082 01/17	01/17/2017	PAY PAL - CONF TRNG	10-221-000-36408	350.00
CARD SERVICES	0082 01/17	01/17/2017	MIDWAY - GLOCK SIGHT TOO	10-221-000-53047	138.00
CARD SERVICES	0082 01/17	01/17/2017	GALLS - BODY ARMOR	10-221-000-53706	1,233.00
CARD SERVICES	0082 01/17	01/17/2017	LA POLICE - PANTS	10-221-000-53706	99.98
CARD SERVICES	0108 01/17	01/17/2017	POLICE EXEC - DUES	10-221-000-34500	200.00
CARD SERVICES	0108 01/17	01/17/2017	POLICE EXEC - CREDIT	10-221-000-34500	-200.00
CARD SERVICES	0108 01/17	01/17/2017	LEE'S FAMOUS - CHIEF CONF J	10-221-000-36000	9.68
CARD SERVICES	0108 01/17	01/17/2017	LEE'S FAMOUS - CHIEF CONF J	10-221-000-36000	12.47
CARD SERVICES	0108 01/17	01/17/2017	SUBWAY - CHIEF CONF JEFF CI	10-221-000-36000	12.70
CARD SERVICES	0108 01/17	01/17/2017	DOUBLETREE - CHIEF CONF JE	10-221-000-36000	208.80
CARD SERVICES	0108 01/17	01/17/2017	CHINA GARDEN - CHIEF CONF	10-221-000-36000	11.19
CARD SERVICES	0108 01/17	01/17/2017	PLAZA HOTEL - CHIEF CONF JE	10-221-000-36000	161.24
CARD SERVICES	0108 01/17	01/17/2017	HYVEE - CHIEF CONF JEFF CITY	10-221-000-36000	34.07
CARD SERVICES	0108 01/17	01/17/2017	PANERA - SUPERVISOR MTG	10-221-000-36200	16.56
CARD SERVICES	0108 01/17	01/17/2017	APPLE - IPAD REPLACEMENT	10-221-000-40001	982.71
CARD SERVICES	0108 01/17	01/17/2017	AMAZON - IPAD CASE/TRNG B	10-221-000-44512	17.91
CARD SERVICES	0108 01/17	01/17/2017	AMAZON - IPAD CASE/TRNG B	10-221-000-44512	44.66
CARD SERVICES	0108 01/17	01/17/2017	JUSTRITE - UNIFORM	10-221-000-56000	96.00
CARD SERVICES	0108 01/17	01/17/2017	GALLS - CREDIT	10-221-000-56000	-520.00
CARD SERVICES	0108 01/17	01/17/2017	AT&T - COSTANZO	10-224-000-27200	30.00
CARD SERVICES	0122 01/17	01/17/2017	NARTEC - SUPPLIES	10-221-000-44507	42.45
CARD SERVICES	0122 01/17	01/17/2017	EVIDENT - SUPPLIES	10-221-000-44507	73.00
CARD SERVICES	0124 01/17	01/17/2017	QT - SR DINNER	10-224-000-22901	19.90
CARD SERVICES	0124 01/17	01/17/2017	WALMART - SR DINNER	10-224-000-22901	698.94
CARD SERVICES	0124 01/17	01/17/2017	RESTAURANT DEPOT - SR DIN	10-224-000-22901	538.19
CARD SERVICES	0130 01/17	01/17/2017	LOWES - TOOLS	10-331-000-58500	21.60
CARD SERVICES	0130 01/17	01/17/2017	HOME DEPOT - REMODEL MA	10-337-106-41500	29.94
CARD SERVICES	0132 01/17	01/17/2017	FINGERPRINT - HASS, M	10-115-000-30800	40.30
CARD SERVICES	0132 01/17	01/17/2017	WALMART - VEH SUPPLIES	10-221-000-40000	80.81
CARD SERVICES	0132 01/17	01/17/2017	BELFONTE'S - CAR WASH	10-221-000-41000	15.00
CARD SERVICES	0132 01/17	01/17/2017	A&B - VEH PAINT	10-221-000-41000	65.60
CARD SERVICES	0132 01/17	01/17/2017	LEIBRANDS - VEH MAINT	10-221-000-41000	4,701.00
CARD SERVICES	0132 01/17	01/17/2017	BELFONTE'S - CAR WASH	10-221-000-41000	15.00
CARD SERVICES	0132 01/17	01/17/2017	AT&T - SKINROOD	10-224-000-27200	30.00
CARD SERVICES	0132 01/17	01/17/2017	AMAZON - OFFICE SUPPLIES	10-224-000-50500	5.75
CARD SERVICES	0132 01/17	01/17/2017	AMAZON - OFFICE SUPPLIES	10-224-000-50500	5.95
CARD SERVICES	0132 01/17	01/17/2017	AMAZON - OFFICE SUPPLIES	10-224-000-50500	28.22
CARD SERVICES	0132 01/17	01/17/2017	AMAZON - OFFICE SUPPLIES	10-224-000-50500	5.60
CARD SERVICES	0132 01/17	01/17/2017	AMAZON - CREDIT	10-224-000-56000	-51.32
CARD SERVICES	0132 01/17	01/17/2017	AMAZON - CREDIT	10-224-000-56000	-30.75
CARD SERVICES	0132 01/17	01/17/2017	AMAZON - CREDIT	10-224-000-56000	-51.54
CARD SERVICES	0132 01/17	01/17/2017	AMAZON - WEAPON LIGHT	10-224-000-56000	162.17
CARD SERVICES	0132 01/17	01/17/2017	AMAZON - CREDIT	10-224-000-56000	-27.37
CARD SERVICES	0132 01/17	01/17/2017	ALAMAR - ADMIN UNIFORM	10-224-000-56000	108.98
CARD SERVICES	0132 01/17	01/17/2017	AMAZON - ADMIN UNIFORM	10-224-000-56000	205.73
CARD SERVICES	0132 01/17	01/17/2017	GALLS - ADMIN UNIFORM	10-224-000-56000	330.55
CARD SERVICES	0132 01/17	01/17/2017	GALLS - ADMIN UNIFORM	10-224-000-56000	127.90
CARD SERVICES	0140 01/17	01/17/2017	NETSOLUS - CITY PHONES	10-112-000-27000	75.00
CARD SERVICES	0140 01/17	01/17/2017	J2 EFAX - JUDGE FERGUSON	10-216-000-21301	16.95
CARD SERVICES	0140 01/17	01/17/2017	SOUTHWEST - POLICE WEEK	10-221-000-44524	923.10
CARD SERVICES	0140 01/17	01/17/2017	PAYLESS - STORAGE	10-223-000-50031	87.96
CARD SERVICES	0140 01/17	01/17/2017	TED'S CAFE - STACEY & ROBIN	10-224-000-22900	34.45
CARD SERVICES	0140 01/17	01/17/2017	SHACKELFORD - ELLIE MINOR	10-224-000-22900	60.00
CARD SERVICES	0140 01/17	01/17/2017	AT&T - PHILLIPS	10-224-000-27200	14.99
CARD SERVICES	0140 01/17	01/17/2017	IACP - MCMULLIN MEMBERS	10-224-000-34500	150.00
CARD SERVICES	0140 01/17	01/17/2017	IACP - COSTANZO MEMBERSH	10-224-000-34500	150.00
CARD SERVICES	0140 01/17	01/17/2017	IACP - SKINROOD MEMBERSH	10-224-000-34500	150.00

## Expense Approval Report

Post Dates: 01/17/2017 - 01/17/2017

Vendor Name	Payable Number	Post Date	Description (Item)	Account Number	Amount
CARD SERVICES	0140 01/17	01/17/2017	BUS MGMT - PHILLIPS MEMB	10-224-000-34500	89.00
CARD SERVICES	0140 01/17	01/17/2017	IACP - MILLS MEMBERSHIP	10-224-000-34500	150.00
CARD SERVICES	0140 01/17	01/17/2017	WALMART - STORAGE BAG F	10-224-000-50500	39.95
CARD SERVICES	0140 01/17	01/17/2017	PAYLESS - OFFICE SUPPLIES	10-224-000-50500	224.48
CARD SERVICES	0140 01/17	01/17/2017	PAYLESS - OFFICE SUPPLIES	10-224-000-50500	1.20
CARD SERVICES	0140 01/17	01/17/2017	PAYLESS - OFFICE SUPPLIES	10-224-000-50500	127.36
CARD SERVICES	0140 01/17	01/17/2017	PAYLESS - OFFICE SUPPLIES	10-224-000-50500	120.79
CARD SERVICES	0163 01/17	01/17/2017	PLAZA HOTEL - CREDIT	10-226-000-36000	-21.32
CARD SERVICES	0171 01/17	01/17/2017	FASTENAL - TRK 92	10-331-000-40000	46.47
CARD SERVICES	0171 01/17	01/17/2017	FASTENAL - TRK 92	10-331-000-40000	12.18
CARD SERVICES	0171 01/17	01/17/2017	HOME DEPOT - SOCKET EXTE	10-331-000-41601	7.47
CARD SERVICES	0171 01/17	01/17/2017	AMERICAN - LIGHTS	10-331-000-41601	47.67
CARD SERVICES	0171 01/17	01/17/2017	LOWES - LIGHTS	10-331-000-41601	21.98
CARD SERVICES	0171 01/17	01/17/2017	LOWES - TOWER DISPENCERS	10-331-000-51600	23.96
CARD SERVICES	0171 01/17	01/17/2017	HOME DEPOT - SOCKET EXTE	10-331-000-52700	12.45
CARD SERVICES	0171 01/17	01/17/2017	LOWES - KNEELER BOARDS	10-331-000-53700	49.96
CARD SERVICES	0171 01/17	01/17/2017	LOWES - SNOW EQUIP	10-331-000-57000	83.10
CARD SERVICES	0171 01/17	01/17/2017	LOWES - XMAS TREE ELECTRI	10-331-000-58500	167.95
CARD SERVICES	0171 01/17	01/17/2017	LOWES - SALT	10-337-102-41500	51.84
CARD SERVICES	0171 01/17	01/17/2017	HOME DEPOT - WIRE/NUTS/T	10-337-103-41500	26.32
CARD SERVICES	0171 01/17	01/17/2017	ELECTRONICS - HVAC BACKUP	10-337-103-41500	161.22
CARD SERVICES	0171 01/17	01/17/2017	LOWES - WIRE/NUTS	10-337-103-41500	16.24
CARD SERVICES	0171 01/17	01/17/2017	LOWES - WATERPROOF WIRE	10-337-103-41500	12.96
CARD SERVICES	0171 01/17	01/17/2017	AMERICAN - FLAG POLE	10-337-105-41500	53.80
CARD SERVICES	0171 01/17	01/17/2017	LOWES - PAINT	10-337-105-41500	143.96
CARD SERVICES	0197 01/17	01/17/2017	CVS - ANNUAL PARTY	10-115-000-31200	305.15
CARD SERVICES	0197 01/17	01/17/2017	SCRUMPTIOUS - ANNUAL PAR	10-115-000-31200	5,217.40
CARD SERVICES	0197 01/17	01/17/2017	CVS - ANNUAL PARTY	10-115-000-31200	210.00
CARD SERVICES	0197 01/17	01/17/2017	CVS - ANNUAL PARTY	10-115-000-31200	30.00
CARD SERVICES	0197 01/17	01/17/2017	UP UP & AWAY - ANNUAL PA	10-115-000-31200	150.00
CARD SERVICES	0213 01/17	01/17/2017	ADVANCE - VEH 86	10-331-000-41000	39.97
CARD SERVICES	0213 01/17	01/17/2017	O'REILLY - VEH 86	10-331-000-41000	25.99
CARD SERVICES	0213 01/17	01/17/2017	LOWES - FAUCET	10-331-000-41601	65.55
CARD SERVICES	0213 01/17	01/17/2017	LOWES - WATER NOZZLES	10-331-000-41800	47.92
CARD SERVICES	0213 01/17	01/17/2017	FASTENAL - LIME VESTS	10-331-000-52200	89.94
CARD SERVICES	0213 01/17	01/17/2017	KC AIR -HVAC FILTER	10-337-102-41500	159.03
CARD SERVICES	0213 01/17	01/17/2017	HOME DEPOT - DOOR SILENC	10-337-102-41500	20.82
CARD SERVICES	0213 01/17	01/17/2017	HOME DEPOT - DOOR WORK	10-337-102-41500	6.45
CARD SERVICES	0213 01/17	01/17/2017	HOME DEPOT - STORAGE SUP	10-337-105-41500	135.06
CARD SERVICES	0221 01/17	01/17/2017	CLARKS - SWEEPER PART	10-331-000-40000	21.00
CARD SERVICES	0221 01/17	01/17/2017	RED X - HARDWARE	10-331-000-41601	6.00
CARD SERVICES	0221 01/17	01/17/2017	NUTS & BOLTS - WEATHER ST	10-331-000-50500	19.97
CARD SERVICES	0221 01/17	01/17/2017	HOME DEPOT - BREAKER FIN	10-331-000-52700	41.37
CARD SERVICES	0221 01/17	01/17/2017	LOWES - SNOW MARKERS	10-331-000-57000	39.69
CARD SERVICES	0221 01/17	01/17/2017	RED X - STORM FOOD	10-331-000-57000	100.48
CARD SERVICES	0221 01/17	01/17/2017	NUTS & BOLTS - FASTENERS	10-331-000-57500	5.10
CARD SERVICES	0221 01/17	01/17/2017	HOME DEPOT - DOOR SILENC	10-337-102-41500	10.41
CARD SERVICES	0221 01/17	01/17/2017	WORK ZONE - GRABBER CON	10-337-103-41500	474.00
CARD SERVICES	0221 01/17	01/17/2017	LOWES - REMODEL SUPPLIES	10-337-104-41500	124.77
CARD SERVICES	0247 01/17	01/17/2017	HOPS HOUSE - FINANCE MTG	10-112-000-36100	48.51
CARD SERVICES	0247 01/17	01/17/2017	FEDEX - MAIL CK JEFF GREEN	10-112-000-51500	34.50
CARD SERVICES	0247 01/17	01/17/2017	USPS - MAIL FINANCE BOOKS	10-112-000-51500	35.03
CARD SERVICES	0247 01/17	01/17/2017	WALMART - BOA SUPPLIES	10-112-000-53900	43.20
CARD SERVICES	0247 01/17	01/17/2017	JET - BETTERMENT BMI HAND	10-115-000-21302	37.96
CARD SERVICES	0247 01/17	01/17/2017	CERTIF A GIFT - YRS OF SERVI	10-115-000-31200	128.18
CARD SERVICES	0254 01/17	01/17/2017	HERITAGE - FILTERS & FLUID	10-331-000-40000	174.42
CARD SERVICES	0254 01/17	01/17/2017	O'REILLY - GAS ACTIVATE	10-331-000-40000	37.96
CARD SERVICES	0254 01/17	01/17/2017	COMMENCO - VEH 92	10-331-000-40000	105.00
CARD SERVICES	0254 01/17	01/17/2017	PAYPAL - FILTER	10-331-000-40000	179.75
CARD SERVICES	0254 01/17	01/17/2017	O'REILLY - VEH 86	10-331-000-41000	25.99

## Expense Approval Report

Post Dates: 01/17/2017 - 01/17/2017

Vendor Name	Payable Number	Post Date	Description (Item)	Account Number	Amount
CARD SERVICES	0254 01/17	01/17/2017	O'REILLY - VEH 86	10-331-000-41000	65.33
CARD SERVICES	0254 01/17	01/17/2017	PAYPAL - CHARGING CORDS	10-331-000-41000	34.50
CARD SERVICES	0254 01/17	01/17/2017	O'REILLY - VEH 86	10-331-000-41000	81.70
CARD SERVICES	0254 01/17	01/17/2017	AMERICAN - LED ST LIGHTS	10-331-000-41601	197.77
CARD SERVICES	0254 01/17	01/17/2017	HARBOR FREIGHT - TOOLS	10-331-000-51600	52.46
CARD SERVICES	0254 01/17	01/17/2017	HOME DEPOT - SNOW SUPPLI	10-331-000-57000	92.98
CARD SERVICES	0254 01/17	01/17/2017	AMERICAN - LED BULBS	10-337-101-41500	641.76
CARD SERVICES	0254 01/17	01/17/2017	AMERICAN - 175W LIGHTS	10-337-102-41500	80.70
CARD SERVICES	0254 01/17	01/17/2017	VOSS LIGHTING - LED LIGHTIN	10-337-103-41500	118.00
CARD SERVICES	0254 01/17	01/17/2017	VOSS LIGHTING - LED BULBS	10-337-103-41500	417.44
CARD SERVICES	0262 01/17	01/17/2017	OFFICE MAX - SUPPLIES	10-224-000-50500	42.12
CARD SERVICES	0262 01/17	01/17/2017	HYVEE - CHRISTMAS DINNER	10-226-000-22900	73.51
CARD SERVICES	0262 01/17	01/17/2017	UMC FIRE - CREDIT	10-226-000-36400	-360.00
CARD SERVICES	0262 01/17	01/17/2017	UMC FIRE - TRAINING	10-226-000-36400	720.00
CARD SERVICES	0262 01/17	01/17/2017	UMKC - EMS TRAINING	10-226-000-36416	2,950.00
CARD SERVICES	0262 01/17	01/17/2017	HOME DEPOT - REPAIR Q2	10-226-000-40001	183.19
CARD SERVICES	0262 01/17	01/17/2017	HOME DEPOT - REPAIR P1	10-226-000-40001	2.27
CARD SERVICES	0262 01/17	01/17/2017	PAYPAL - HELMET REPAIR	10-226-000-40001	29.99
CARD SERVICES	0262 01/17	01/17/2017	HOME DEPOT - CREDIT	10-226-000-40001	-98.69
CARD SERVICES	0262 01/17	01/17/2017	BOUND TREE - MEDICAL	10-226-000-53707	805.96
CARD SERVICES	0262 01/17	01/17/2017	BOUND TREE - MEDICAL	10-226-000-53707	12.60
CARD SERVICES	0270 01/17	01/17/2017	MCGUIRE LOCK - DURANGO K	10-226-000-40000	20.00
CARD SERVICES	0270 01/17	01/17/2017	RANGER TROPHY - NAME PLA	10-226-000-53720	27.00
CARD SERVICES	0270 01/17	01/17/2017	USPS - SHIPPING	10-226-000-53720	2.64
CARD SERVICES	0270 01/17	01/17/2017	WPSG - BADGES	10-226-000-56000	629.99
CARD SERVICES	0270 01/17	01/17/2017	WPSG - HELMET/SHIELD	10-226-000-56002	319.17
CARD SERVICES	0270 01/17	01/17/2017	ARROW FABRIC - PPE REPAIR	10-226-000-56002	519.50
CARD SERVICES	0270 01/17	01/17/2017	WPSG - GEAR	10-226-000-56002	174.97
CARD SERVICES	0320 01/17	01/17/2017	WPSG - BOOTS	10-226-000-56000	139.99
CARD SERVICES	0320 01/17	01/17/2017	WPSG - SHIRTS	10-226-000-56000	82.98
CARD SERVICES	0379 01/17	01/17/2017	GALLS - UNIFORM	10-221-000-56000	11.88
CARD SERVICES	0411 01/17	01/17/2017	PLAZA HOTEL - OLYMPIC TRN	10-221-000-36400	141.24
CARD SERVICES	1088 01/17	01/17/2017	AT&T - WAGNER	10-819-000-27200	30.00
CARD SERVICES	1237 01/17	01/17/2017	MO MUN LEAGUE - TRAINING	10-341-000-36400	10.00
CARD SERVICES	1245 01/17	01/17/2017	MIDWAY FORD - REPLACE SPR	10-221-000-41000	5,118.30
CARD SERVICES	1245 01/17	01/17/2017	MO EMA - MEMBERSHIP	10-226-000-34506	25.00
CARD SERVICES	1245 01/17	01/17/2017	AT&T - SHELTON	10-226-000-34506	14.99
CARD SERVICES	1245 01/17	01/17/2017	UMC FIRE - CLASS REG	10-226-000-36405	180.00
CARD SERVICES	1245 01/17	01/17/2017	FLAGGING DIRECT - TRFC CON	10-226-000-40001	121.82
CARD SERVICES	1245 01/17	01/17/2017	MIDWAY FORD - REPLACE SPR	10-226-000-41000	5,117.00
CARD SERVICES	1245 01/17	01/17/2017	MASTER TECH - VEH 804	10-226-000-41000	187.03
CARD SERVICES	1286 01/17	01/17/2017	SARPINO'S - STORM FOOD	10-226-000-22900	66.03
CARD SERVICES	1286 01/17	01/17/2017	CRAB HOUSE - NFA CONF	10-226-000-36418	45.35
CARD SERVICES	1286 01/17	01/17/2017	COMMERCIAL - HOSE REPAIR	10-226-000-40000	18.19
CARD SERVICES	1286 01/17	01/17/2017	911 CUSTOM - FLASHLIGHT	10-226-000-40001	75.00
CARD SERVICES	1286 01/17	01/17/2017	RIVERSIDE CAR WASH	10-226-000-41000	10.00
CARD SERVICES	1286 01/17	01/17/2017	MASTER TECH - VEH 802 HEA	10-226-000-41000	798.63
CARD SERVICES	1393 01/17	01/17/2017	AT&T - WOODDELL	10-331-000-27200	14.99
CARD SERVICES	1443 01/17	01/17/2017	TINT MASTER - WINDOWS	10-221-000-41000	160.00
CARD SERVICES	1443 01/17	01/17/2017	SMITHVILLE ANIMAL - CHECK	10-221-000-44505	389.73
CARD SERVICES	1443 01/17	01/17/2017	CHEWY - DOG FOOD	10-221-000-44505	49.83
CARD SERVICES	1450 01/17	01/17/2017	THOROUGHbred - VEH 95 PA	10-221-000-41000	59.15
CARD SERVICES	1542 01/17	01/17/2017	ARROWHEAD - CSI SUPPLIES	10-221-000-44509	140.05
CARD SERVICES	1724 01/17	01/17/2017	GLADSTONE DODGE - VEH 93	10-221-000-41000	31.50
CARD SERVICES	1724 01/17	01/17/2017	GLADSTONE DODGE - VEH 93	10-221-000-41000	31.50
CARD SERVICES	1914 01/17	01/17/2017	GODFATHERS - BOA MTG	10-112-000-53900	86.97
CARD SERVICES	1914 01/17	01/17/2017	BOSTON MARKET - BOA MTG	10-112-000-53900	273.15
CARD SERVICES	1963 01/17	01/17/2017	AT&T - RASCO	10-112-000-27201	30.00
CARD SERVICES	1963 01/17	01/17/2017	ADOBE - CLOUD FEE	10-112-000-34000	49.99
MSEC FINANCIAL SERVICES	19960580	01/17/2017	FRANCOTYP POSTALIA POSTB	10-112-000-51500	125.00

## Expense Approval Report

Post Dates: 01/17/2017 - 01/17/2017

Vendor Name	Payable Number	Post Date	Description (Item)	Account Number	Amount
TOWN & COUNTRY BUILDING	7716	01/17/2017	JANITORIAL SERVICE	10-337-104-44203	655.00
CARD SERVICES	9035 01/17	01/17/2017	AT&T - BUESCHER	10-331-000-27200	14.99
CARD SERVICES	9035 01/17	01/17/2017	ARGOSY - PW MTG	10-331-000-36400	111.86
CARD SERVICES	9035 01/17	01/17/2017	AMERICAN EQUIP - TRK 89	10-331-000-40000	382.58
CARD SERVICES	9035 01/17	01/17/2017	FAST SIGNS - TRK 92 DECALS	10-331-000-41000	158.50
CARD SERVICES	9035 01/17	01/17/2017	HERTZ - LIFT FOR CHRISTMAS	10-331-000-44000	555.00
CARD SERVICES	9035 01/17	01/17/2017	WORK ZONE - NO DUMPING S	10-331-000-59000	90.00
CARD SERVICES	9035 01/17	01/17/2017	METRO ROLLOFF - MRT	10-336-000-42000	85.00
CARD SERVICES	9035 01/17	01/17/2017	METRO ROLLOFF - EH	10-336-107-42100	85.00
CARD SERVICES	9035 01/17	01/17/2017	METRO ROLLOFF - RB	10-336-108-42100	85.00
CARD SERVICES	9035 01/17	01/17/2017	INDEPENDENT DOOR - PW D	10-337-101-41500	1,361.96
CARD SERVICES	9035 01/17	01/17/2017	FIREHOUSE WINDOWS - CLEA	10-337-102-41500	650.00
CARD SERVICES	9035 01/17	01/17/2017	FIREHOUSE WINDOWS - CLEA	10-337-103-41500	650.00
CARD SERVICES	9035 01/17	01/17/2017	FIREHOUSE WINDOWS - CLEA	10-337-104-41500	675.00
ALL COPY PRODUCTS, INC	AR1995855	01/17/2017	COPIER USAGE	10-112-000-32300	161.55
ALL COPY PRODUCTS, INC	AR1995856	01/17/2017	COPIER USAGE	10-112-000-32300	245.05
HEARTLAND OCCUPATIONAL	27959	01/17/2017	DRUG SCREENS/PHYSICAL	10-115-000-30800	748.00
MSHP CJ TECH, FUND	812HP731021607	01/17/2017	MULES CIRCUIT CHARGES/1ST	10-223-000-43401	780.00
PLATTE CO SHERIFF'S DEPT. -	1221 01/17	01/17/2017	PRISONER HOUSING - DECEM	10-216-000-43600	175.00
MR MAT	532150	01/17/2017	ENTRY MATS	10-337-101-41500	24.86
MR MAT	532151	01/17/2017	ENTRY MATS	10-337-102-41500	30.48
MR MAT	532152	01/17/2017	ENTRY MATS	10-337-103-41500	30.77
PLATTE CO SHERIFF'S DEPT. -	MB-PCDC-2017-1	01/17/2017	MEDICAL EXPENSE/WOOLRID	10-216-000-43600	5.50
PLATTE CO SHERIFF'S DEPT. -	MB-PCDC-2017-11	01/17/2017	MEDICAL EXPENSE/ALLADA, S	10-216-000-43600	9.46
PLATTE CO SHERIFF'S DEPT. -	MB-PCDC-2017-16	01/17/2017	MEDICAL EXPENSE/ANDRADE	10-216-000-43600	4.42
PLATTE CO SHERIFF'S DEPT. -	MB-PCDC-2017-5	01/17/2017	MEDICAL EXPENSE/NELSON,	10-216-000-43600	24.93
PLATTE CO SHERIFF'S DEPT. -	MB-PCDC-2017-9	01/17/2017	MEDICAL EXPENSE/NELSON,	10-216-000-43600	61.30
SIGNATURE LANDSCAPE, INC	205693	01/17/2017	WINTERIZE IRRIGATION/PLAT	10-336-113-42100	295.00
ALL COPY PRODUCTS, INC	AR1998758	01/17/2017	COPIER USAGE	10-224-000-32300	154.71
R & D COMPUTER SYSTEMS	2149	01/17/2017	SOFTWARE MAINTENANCE/L	10-112-000-40700	8,149.00
SUMNER TIRE	003178	01/17/2017	TIRES/WHEEL BAL AND ALIGN	10-331-000-41000	635.99
CORNELL ROOFING & SHEET	2957	01/17/2017	ROOF INSPECTIONS/CITY HAL	10-337-102-41500	500.00
CORNELL ROOFING & SHEET	2957	01/17/2017	ROOF INSPECTIONS/PUBLIC S	10-337-103-41500	500.00
CORNELL ROOFING & SHEET	2957	01/17/2017	ROOF INSPECTIONS/COMMU	10-337-104-41500	500.00
REJIS COMMISSION	INV0051882	01/17/2017	LEWEB SUBSCRIPTION SERVIC	10-223-000-43401	643.46
LEXIPOL LLC	18997	01/17/2017	LAW ENFORCEMENT MANUA	10-224-000-34001	7,367.00
SCHUHMACHER FIRE EQUIP, L	27454	01/17/2017	V-STRUT	10-226-000-56002	1,889.32
PATEK & ASSOCIATES LLC	3655	01/17/2017	CONSULTING SERVICE	10-112-000-21300	3,500.00
ALPHAGRAPHS #190	46552	01/17/2017	NEWSLETTER	10-112-000-32001	1,212.11
ENET, LLC	4826	01/17/2017	SERVICE/SUPPORT	10-112-000-40500	765.00
ENET, LLC	4826	01/17/2017	ADOBE ACROBAT PROFESSIO	10-112-000-40500	449.99
ENET, LLC	4826	01/17/2017	FOUNDRY SWITCH	10-112-000-40500	569.21
ENET, LLC	4837	01/17/2017	SERVICE/SUPPORT	10-331-000-40500	127.50
ENET, LLC	4837	01/17/2017	POE SWITCH	10-331-000-50500	369.25
HEIMAN INC	0853462-IN	01/17/2017	BULLARD ECLIPSE BATTERY, T	10-226-000-40000	413.30
PSYCHLOGIC	12/22/16	01/17/2017	EMPLOYMENT EVALUATION/	10-115-000-30800	200.00
LAURA JEANNE LYNCH	2016-70	01/17/2017	NEWLETTER, EDITORIAL, WRI	10-112-000-21300	2,000.00
P1 GROUP, INC	000017004	01/17/2017	HEATER NOT RUNNING/GYM,	10-337-104-41500	858.68
MULTIPLE SERVICES EQUIPME	44311	01/17/2017	POSTBASE 30/45 INK-PIC10 -4	10-112-000-51500	126.28
MR MAT	531920	01/17/2017	ENTRY MATS	10-337-101-41500	24.86
MR MAT	531921	01/17/2017	ENTRY MATS	10-337-103-41500	30.77
MR MAT	531922	01/17/2017	ENTRY MATS	10-337-102-41500	30.48
GALLAGHER BENEFIT SERVICE	107683	01/17/2017	COMPENSATION CONSULTIN	10-112-000-21300	2,925.00
NEW DIRECTIONS BEHAVIORA	12/29/16	01/17/2017	1ST QTR EAP SERVICES	10-115-000-21300	336.49
MAIL WORKS	22896	01/17/2017	NEWSLETTER	10-112-000-32001	49.86
MAIL WORKS	22896	01/17/2017	NEWSLETTER	10-112-000-51500	764.52
ROYAL PUBLISHING, INC	7838429	01/17/2017	AD/2016 WESTERN MO 21 A	10-112-000-21000	175.00
WCA WASTE CORPORATION	0990000205514	01/17/2017	DISPOSAL SERVICE/PUBLIC W	10-331-000-26000	1,215.12
MISSOURI DEPT OF REVENUE	12/01-31/16	01/17/2017	CRIME VICTIM COMPENSATIO	10-20502	926.90
BUDGET DIRECTOR	12/01-31/16	01/17/2017	PEACE OFFICERS STANDARDS	10-20503	130.00

## Expense Approval Report

Post Dates: 01/17/2017 - 01/17/2017

Vendor Name	Payable Number	Post Date	Description (Item)	Account Number	Amount
SYNERGY SERVICES, INC	12/01-31/16	01/17/2017	DOMESTIC VIOLENCE SHELTE	10-20504	260.00
BUDGET DIRECTOR SHERIFFS	12/01-31/16	01/17/2017	SHERIFFS' RETIREMENT FUND	10-20508	387.00
PLATTE CO SHERIFF'S DEPT. -	12/01-31/16	01/17/2017	PRISONER HOUSING - DECEM	10-216-000-43600	2,800.00
MISSOURI ONE CALL SYSTEM,	6120265	01/17/2017	LOCATE FEES (302)	10-331-000-21306	392.60
OFFICE DEPOT	7513761	01/17/2017	889718534-001	10-112-000-50500	54.20
OFFICE DEPOT	7513761	01/17/2017	884397822-001	10-112-000-50500	55.52
OFFICE DEPOT	7513761	01/17/2017	889718503-001	10-112-000-50500	6.53
OFFICE DEPOT	7513761	01/17/2017	88954201-001	10-112-000-50500	45.57
OFFICE DEPOT	7513761	01/17/2017	889754221-001	10-112-000-50500	22.13
<b>Fund 10 - GENERAL FUND Total:</b>					<b>143,621.60</b>
<b>Fund: 40 - TIF/LEVVEE/RESERVE FUND</b>					
VELOCITI, INC	12/20/16	01/17/2017	DEVELOPER INCENTIVE PAYM	40-111-000-79600	3,540.83
<b>Fund 40 - TIF/LEVVEE/RESERVE FUND Total:</b>					<b>3,540.83</b>
<b>Fund: 52 - PAL FUND</b>					
CARD SERVICES	0023 01/17	01/17/2017	ACCENT EVENTS - FOOD WAR	52-221-000-44510	170.00
CARD SERVICES	0023 01/17	01/17/2017	ARGOSY - SWAC BRKFST	52-221-000-44510	793.32
CARD SERVICES	0023 01/17	01/17/2017	ARGOSY - CREDIT	52-221-000-44510	-41.69
CARD SERVICES	0124 01/17	01/17/2017	WALMART - SWAC	52-221-000-44510	183.70
CARD SERVICES	0124 01/17	01/17/2017	WALMART - SWAC	52-221-000-44510	389.06
CARD SERVICES	0124 01/17	01/17/2017	WALMART - SWAC	52-221-000-44510	213.04
CARD SERVICES	0124 01/17	01/17/2017	WALMART - SWAC	52-221-000-44510	555.23
CARD SERVICES	0124 01/17	01/17/2017	WALMART - SWAC	52-221-000-44510	551.92
CARD SERVICES	0124 01/17	01/17/2017	WALMART - SWAC	52-221-000-44510	741.70
CARD SERVICES	0124 01/17	01/17/2017	WALMART - SWAC	52-221-000-44510	522.25
CARD SERVICES	0124 01/17	01/17/2017	WALMART - SWAC	52-221-000-44510	518.09
CARD SERVICES	0124 01/17	01/17/2017	WALMART - SWAC	52-221-000-44510	510.00
CARD SERVICES	0124 01/17	01/17/2017	WALMART - SWAC	52-221-000-44510	744.71
CARD SERVICES	0124 01/17	01/17/2017	WALMART - SWAC	52-221-000-44510	700.96
CARD SERVICES	0124 01/17	01/17/2017	WALMART - SWAC	52-221-000-44510	719.60
CARD SERVICES	0163 01/17	01/17/2017	RIVER ROLL - FPAL	52-221-000-44510	126.00
<b>Fund 52 - PAL FUND Total:</b>					<b>7,397.89</b>
<b>Grand Total:</b>					<b>154,560.32</b>

**AN ORDINANCE APPROVING THE CONTINUING DISCLOSURE UNDERTAKING IN CONNECTION WITH THE ISSUANCE OF NOT TO EXCEED \$14,020,000 PRINCIPAL AMOUNT OF LEVEE DISTRICT IMPROVEMENT REFUNDING BONDS (L-385 PROJECT), SERIES 2017, OF THE RIVERSIDE-QUINDARO BEND LEVEE DISTRICT OF PLATTE COUNTY, MISSOURI.**

**WHEREAS**, the Riverside-Quindaro Bend Levee District of Platte County, Missouri (the "District") has heretofore issued \$22,100,000 original principal amount of Levee District Improvement Bonds, Series 2001 (the "Series 2001 District Bonds"), to finance a portion of the costs of a levee project described in the District's Plan of Reclamation filed in the Circuit Court of Platte County, Missouri, as amended and supplemented; and

**WHEREAS**, the Series 2001 District Bonds were purchased with the proceeds of the Missouri Development Finance Board's Infrastructure Facilities Revenue Bonds (Riverside-Quindaro Bend Levee District of Platte County, Missouri L-385 Project), Series 2001 (the "Series 2001 Board Bonds" and together with the Series 2001 District Bonds, the "Series 2001 Bonds"); and

**WHEREAS**, the District issued its Levee District Improvement Refunding Bonds (L-385 Project), Series 2006, in the original principal amount of \$20,100,000, which remain outstanding in the principal amount of \$14,020,000 (the "Refunded Bonds"), for the purpose of refunding the Series 2001 Bonds; and

**WHEREAS**, the District desires to issue not to exceed \$14,020,000 principal amount of Levee District Improvement Refunding Bonds (L-385 Project), Series 2017 (the "Series 2017 Bonds") for the purpose of refunding all of the outstanding Refunded Bonds; and

**WHEREAS**, in connection with the issuance of the Series 2017 Bonds, the City has agreed to execute and deliver a Continuing Disclosure Undertaking (the "CDU"); and

**WHEREAS**, the City is entering into the CDU for the benefit of the Beneficial Owners of the Series 2017 Bonds and in order to assist the Participating Underwriter in complying with Rule 15c2-12 of the Securities and Exchange Commission and the City is an "obligated person" with responsibility for continuing disclosure; and

**WHEREAS**, the Board of Aldermen hereby determines that it is in the best interest of the City to enter into the CDU.

**NOW, THEREFORE, BE IT ORDAINED BY THE BOARD OF ALDERMEN OF THE CITY OF RIVERSIDE, MISSOURI, AS FOLLOWS:**

**Section 1. Definitions.** Any capitalized term used in this Ordinance unless otherwise defined herein shall have the definition described in the CDU.

**Section 2. Authorization of the Continuing Disclosure Undertaking.** The City is hereby authorized to enter into the CDU dated as of the first day of the month the Series 2017 Bonds are issued, in substantially the form presented to and reviewed by the Board of Aldermen of the City (a copy of which, upon execution, will be filed in the office of the City Clerk), with



such changes therein as shall be approved by the officers of the City executing the CDU, such officers' signatures thereon being conclusive evidence of their approval thereof.

**Section 3. Further Authority.** The City, and the officers, employees and agents of the City, are hereby authorized and directed to execute such other documents, certificates and instruments and take such actions as may be necessary or desirable to carry out and comply with the intent of this Ordinance and to carry out, comply with and perform the duties of the City with respect to the CDU and the issuance of the Refunded Bonds.

**Section 4. Effective Date.** This Ordinance shall take effect and be in full force from and after its passage and adoption by the Board of Aldermen and approval by the Mayor.

**BE IT REMEMBERED** that the above was read two times by heading only, passed and approved by a majority of the Board of Aldermen and **APPROVED** by the Mayor of the City of Riverside, Missouri, this \_\_\_\_ day of \_\_\_\_\_, 2017.

\_\_\_\_\_  
Kathleen L. Rose, Mayor

ATTEST:

\_\_\_\_\_  
Robin Kincaid, City Clerk

---

**CONTINUING DISCLOSURE UNDERTAKING**

**Dated as of January 1, 2017**

---

**By the**

**CITY OF RIVERSIDE, MISSOURI**

---

**\$ \_\_\_\_\_**  
**RIVERSIDE-QUINDARO BEND LEVEE DISTRICT OF PLATTE COUNTY, MISSOURI**  
**LEVEE DISTRICT IMPROVEMENT REFUNDING BONDS**  
**(L-385 PROJECT)**  
**SERIES 2017**

---

## CONTINUING DISCLOSURE UNDERTAKING

This **CONTINUING DISCLOSURE UNDERTAKING** dated as of January 1, 2017 (this “**Continuing Disclosure Undertaking**”), is executed and delivered by the **CITY OF RIVERSIDE, MISSOURI** (the “**City**”).

### RECITALS

1. This Continuing Disclosure Undertaking is executed and delivered by the City in connection with the issuance by the Riverside-Quindaro Bend Levee District of Platte County, Missouri (the “**District**”) of \$\_\_\_\_\_ aggregate principal amount of Levee District Improvement Refunding Bonds (L-385 Project), Series 2017 (the “**Bonds**”), pursuant to a Bond Trust Indenture dated as of January 1, 2017 (the “**Indenture**”) between the District and UMB Bank, N.A., as Trustee (the “**Trustee**”).

2. The City is entering into this Continuing Disclosure Undertaking for the benefit of the Beneficial Owners of the Bonds and in order to assist the Participating Underwriter in complying with Rule 15c2-12 of the Securities and Exchange Commission (the “**Rule**”). The City is an “**obligated person**” with responsibility for continuing disclosure hereunder.

In consideration of the covenants and agreements herein, the City covenants and agrees as follows:

**Section 1. Definitions.** In addition to the definitions set forth in the Indenture, which apply to any capitalized term used in this Continuing Disclosure Undertaking unless otherwise defined in this Section, the following capitalized terms shall have the following meanings:

“**Annual Report**” means any Annual Report filed by the City pursuant to, and as described in, **Section 2** hereof.

“**Beneficial Owner**” means any registered owner of any Bonds and any person which (a) has the power, directly or indirectly, to vote or consent with respect to, or to dispose of ownership of, any Bonds (including persons holding Bonds through nominees, depositories or other intermediaries), or (b) is treated as the owner of any Bonds for federal income tax purposes.

“**City**” means the **City of Riverside, Missouri**, and its successors and assigns or any body, agency or instrumentality of the State of Missouri succeeding to or charged with the powers, duties and functions of the City.

“**EMMA**” means the Electronic Municipal Market Access system for municipal securities disclosures established and maintained by the MSRB, which can be accessed at [www.emma.msrb.org](http://www.emma.msrb.org).

“**Material Events**” means any of the events listed in **Section 3** hereof.

“**MSRB**” means the Municipal Securities Rulemaking Board, or any successor repository designated as such by the Securities and Exchange Commission in accordance with the Rule.

**“Participating Underwriter”** means any of the original underwriter(s) of the Bonds required to comply with the Rule in connection with offering of the Bonds.

**“Rule”** means Rule 15c2-12(b)(5) adopted by the Securities and Exchange Commission under the Securities Exchange Act of 1934, as the same may be amended from time to time.

## **Section 2. Provision of Annual Reports.**

- (a) The City shall, within **7** months following the end of each fiscal year, commencing with the fiscal year ended June 30, 2017, provide to the MSRB, through EMMA, the following financial information and operating data (the **“Annual Report”**):
  - (1) Audited financial statements of the City for the prior fiscal year, prepared in accordance with generally accepted accounting principles. If audited financial statements are not available by the time the Annual Report is required to be filed pursuant to this Section, either (a) the Annual Report shall contain unaudited financial statements in a format similar to the reports contained in the final Official Statement relating to the Bonds, and the audited financial statements shall be filed in the same manner as the Annual Report promptly after they become available, or (b) the City shall promptly send a notice to the MSRB of the failure of the City to include audited financial statements in the Annual Report, which notice shall be given by the City in accordance with **Section 3** hereof.
  - (2) Updates as of the end of the Fiscal Year of certain financial information and operating data contained in the final Official Statement as described in **Exhibit A**, in substantially the same format contained in the final Official Statement.

Any or all of the items listed above may be included by specific reference to other documents, including official statements of debt issues with respect to which the City is an **“obligated person”** (as defined by the Rule), which have been filed with the MSRB and are available through EMMA or the Securities and Exchange Commission. If the document included by reference is a final official statement, it must be available from the MSRB on EMMA. The City shall clearly identify each such other document so included by reference.

In each case, the Annual Report may be submitted as a single document or as separate documents comprising a package, and may cross-reference other information as provided in this Section; provided that the audited financial statements of the City may be submitted separately from the balance of the Annual Report and later than the date required above for the filing of the Annual Report if they are not available by that date. If the City’s fiscal year changes, it shall give notice of such change in the same manner as for a Material Event under **Section 3** hereof. The annual financial and operating data may be satisfied by the filing of the City’s comprehensive annual financial report (“CAFR”), provided that the required financial information and operating data contained in the CAFR is in substantially the scope and form as the information provided in the final Official Statement.

- (b) In addition to the foregoing requirements of this Section, the City agrees to provide copies of the most recent Annual Report to any requesting Beneficial Owner or prospective Beneficial Owner, but only after the same has been filed with the MSRB.

**Section 3. Reporting of Material Events.** Not later than **10** business days after the occurrence of any of the following events, the City shall give, or cause to be given to the MSRB, through EMMA, notice of the occurrence of any of the following events with respect to the Bonds (“**Material Events**”):

- (a) bankruptcy, insolvency, receivership or similar event of the City;
- (b) the consummation of a merger, consolidation, or acquisition involving the City or the sale of all or substantially all of the assets of the City, other than in the ordinary course of business, the entry into a definitive agreement to undertake such an action or the termination of a definitive agreement relating to any such actions, other than pursuant to its terms, if material; and
- (c) the failure of the City to appropriate funds or transfer funds to the Trustee as and to the extent provided in the Cooperation Agreement.

If the City has not submitted the Annual Report to the MSRB by the date required in **Section 2(a)** hereof, the City shall send a notice to the MSRB of the failure of the City to file on a timely basis the Annual Report, which notice shall be given by the City in accordance with this **Section 3**.

**Section 4. Termination of Reporting Obligation.** The City’s obligations under this Continuing Disclosure Undertaking shall terminate upon the legal defeasance, prior redemption or payment in full of all of the Bonds. If the City’s obligations under this Continuing Disclosure Undertaking are assumed in full by some other entity, such person shall be responsible for compliance with this Continuing Disclosure Undertaking in the same manner as if it were the City, and the City shall have no further responsibility hereunder. If such termination or substitution occurs prior to the final maturity of the Bonds, the City shall give notice of such termination or substitution in the same manner as for a Material Event under **Section 3** hereof.

**Section 5. Dissemination Agents.** The City may, from time to time, appoint or engage a dissemination agent to assist it in carrying out its obligations under this Continuing Disclosure Undertaking, and may discharge any such dissemination agent, with or without appointing a successor dissemination agent. The dissemination agent may resign as dissemination agent hereunder at any time upon **30** days prior written notice to the City. A dissemination agent shall not be responsible in any manner for the content of any notice or report (including without limitation the Annual Report) prepared by the City pursuant to this Continuing Disclosure Undertaking.

**Section 6. Amendment; Waiver.** Notwithstanding any other provision of this Continuing Disclosure Undertaking, the City may amend this Continuing Disclosure Undertaking and any provision of this Continuing Disclosure Undertaking may be waived, provided that Bond Counsel or other counsel experienced in federal securities law matters provides the City with its written opinion that the undertaking of the City contained herein, as so amended or after giving effect to such waiver, is in compliance with the Rule and all current amendments thereto and interpretations thereof that are applicable to this Continuing Disclosure Undertaking.

In the event of any amendment or waiver of a provision of this Continuing Disclosure Undertaking, the City shall describe such amendment or waiver in the next Annual Report, and shall

include, as applicable, a narrative explanation of the reason for the amendment or waiver and its impact on the type (or, in the case of a change of accounting principles, on the presentation) of financial information or operating data being presented by the City. In addition, if the amendment relates to the accounting principles to be followed in preparing financial statements, (a) notice of such change shall be given in the same manner as for a Material Event under **Section 3** hereof, and (b) the Annual Report for the year in which the change is made should present a comparison (in narrative form and also, if feasible, in quantitative form) between the financial statements as prepared on the basis of the new accounting principles and those prepared on the basis of the former accounting principles.

**Section 7. Additional Information.** Nothing in this Continuing Disclosure Undertaking shall be deemed to prevent the City from disseminating any other information, using the means of dissemination set forth in this Continuing Disclosure Undertaking or any other means of communication, or including any other information in any Annual Report or notice of occurrence of a Material Event, in addition to that which is required by this Continuing Disclosure Undertaking. If the City chooses to include any information in any Annual Report or notice of occurrence of a Material Event, in addition to that which is specifically required by this Continuing Disclosure Undertaking, the City shall have no obligation under this Continuing Disclosure Undertaking to update such information or include it in any future Annual Report or notice of occurrence of a Material Event.

**Section 8. Default.** If the City fails to comply with any provision of this Continuing Disclosure Undertaking, the District, any Participating Underwriter or any Beneficial Owner of the Bonds may take such actions as may be necessary and appropriate, including seeking mandamus or specific performance by court order, to cause the City to comply with its obligations under this Continuing Disclosure Undertaking. A default under this Continuing Disclosure Undertaking shall not be deemed an event of default under the Indenture or the Bonds, and the sole remedy under this Continuing Disclosure Undertaking in the event of any failure of the City to comply with this Continuing Disclosure Undertaking shall be an action to compel performance.

**Section 9. Beneficiaries.** This Continuing Disclosure Undertaking shall inure solely to the benefit of the City, the Participating Underwriter, and Beneficial Owners from time to time of the Bonds, and shall create no rights in any other person or entity.

**Section 10. Severability.** If any provision in this Continuing Disclosure Undertaking, the Indenture or the Bonds shall be invalid, illegal or unenforceable, the validity, legality and enforceability of the remaining provisions shall not in any way be affected or impaired thereby.

**Section 11. Electronic Transactions.** The arrangement described herein may be conducted and related documents may be stored by electronic means. Copies, telecopies, facsimiles, electronic files and other reproductions of original documents shall be deemed to be authentic and valid counterparts of such original documents for all purposes, including the filing of any claim, action or suit in the appropriate court of law.

**Section 12. Governing Law.** This Continuing Disclosure Undertaking shall be governed by and construed in accordance with the laws of the State of Missouri.

[Remainder of Page Intentionally Left Blank.]

**IN WITNESS WHEREOF**, the City has caused this Continuing Disclosure Undertaking to be executed as of the day and year first above written.

**CITY OF RIVERSIDE, MISSOURI**

By: \_\_\_\_\_  
Title: Mayor

## **EXHIBIT A**

### **FINANCIAL INFORMATION AND OPERATING DATA TO BE INCLUDED IN ANNUAL REPORT**

The financial information and operating data contained in the tables in the following described sections of the final Official Statement.

1. **“FINANCIAL INFORMATION CONCERNING THE DISTRICT AND  
THE CITY – City’s Financial Relationship with Argosy Casino”**
2. **“PROPERTY TAX INFORMATION – Current Assessed Valuation”**
3. **“PROPERTY TAX INFORMATION – History of Property Valuations”**



**BILL NO. 2017-005**

**ORDINANCE NO. \_\_\_\_\_**

**AN ORDINANCE APPOINTING GILMORE AND BELL, P.C. AS  
SPECIAL LEGAL COUNSEL**

WHEREAS, Section 79.230 of the Revised Statutes of Missouri provides that the Mayor and Board of Aldermen may employ special counsel by ordinance.

NOW, THEREFORE, BE IT ORDAINED BY THE BOARD OF ALDERMEN OF THE CITY OF RIVERSIDE, MISSOURI, AS FOLLOWS:

**SECTION 1 – APPOINTMENT.** That Gilmore and Bell, P.C. is hereby employed as special legal counsel for the City of Riverside in connection with the IRS bond examination, and the Mayor is hereby authorized to execute the attached engagement letter agreement on behalf of the City.

**SECTION 2. FURTHER AUTHORITY.** The Mayor, City Administrator, Finance Director, and other employees and agents of the City, are hereby authorized and directed to execute such other documents, certificates and instruments and take such actions as may be necessary or desirable to carry out and comply with the intent of this Ordinance and to carry out, comply with and perform tasks with respect to the IRS examination.

**SECTION 3 – EFFECTIVE DATE.** This ordinance shall be in full force and effect from and after the date of its passage and approval.

**BE IT REMBERED** that the above was read two times by heading only, **PASSED AND APPROVED** by a majority of the Board of Aldermen and **APPROVED** by the Mayor of the City of Riverside this \_\_\_\_\_ day of \_\_\_\_\_, 2017.

\_\_\_\_\_  
Mayor Kathleen L. Rose

ATTEST:

\_\_\_\_\_  
Robin Kincaid, City Clerk



GILMORE & BELL PC  
2405 GRAND BOULEVARD, SUITE 1100  
KANSAS CITY, MISSOURI 64108-2521

816-221-1000 | 816-221-1018 FAX  
GILMOREBELL.COM

January 5, 2017

**Via email: [doliver@riversidemo.com](mailto:doliver@riversidemo.com)**

Ms. Donna Oliver  
Finance Director  
City of Riverside, Missouri  
2950 NW Vivion Road  
Riverside, MO 64150

Re: \$20,000,000 City of Riverside, Missouri Recovery Zone Facility Revenue Bonds  
(Hoover Universal, Inc. Project) Series 2010 (the "Bonds") – IRS Examination

Dear Ms. Oliver:

I have enclosed the following items in connection with the above-referenced IRS Examination:

1. A proposed engagement letter setting forth our fees for services to be provided in connection with the IRS Examination.
2. A letter explaining rules relating to conflicts of interest contained in regulations governing practice before the IRS.
3. Form 2848 (Power of Attorney and Declaration of Representative). In order for Gilmore & Bell, P.C. to represent the City before the IRS in this IRS Examination, the IRS requires that the City execute a power of attorney naming us to act on its behalf. Once the Form 2848 has been executed and returned to us, we will fax or email a copy to the IRS agent conducting the IRS Examination.
4. A suggested letter agreement between the City and Adient US LLC regarding procedures to be followed in connection with the IRS Examination.

If you have any questions, please do not hesitate to call me or Gary Anderson.

Very truly yours,

A handwritten signature in dark ink, appearing to read "J. K. Dummitt", followed by a horizontal line and a small mark resembling a hash symbol (#).

James K. Dummitt

JKD:nm

Enclosures

cc: Gary Anderson  
Marc McCarty



GILMORE & BELL PC  
2405 GRAND BOULEVARD, SUITE 1100  
KANSAS CITY, MISSOURI 64108-2521  
816-221-1000 | 816-221-1018 FAX  
GILMOREBELL.COM

January 5, 2017

**Via email: [doliver@riversidemo.com](mailto:doliver@riversidemo.com)**

Ms. Donna Oliver  
Finance Director  
City of Riverside, Missouri  
2950 NW Vivion Road  
Riverside, MO 64150

Re: \$20,000,000 City of Riverside, Missouri Recovery Zone Facility Revenue Bonds  
(Hoover Universal, Inc. Project) Series 2010 (the "Bonds") – IRS Examination

Dear Ms. Oliver:

The purpose of this letter is to generally describe the scope of our engagement and to set forth our hourly fees in connection with our representation of the City of Riverside, Missouri (the "City") in matters pertaining to the above-referenced IRS Examination (the "Examination").

### **Scope of Engagement**

The proceeds of the Bonds under examination were made available to Hoover Universal, Inc., a Michigan corporation ("Hoover") under a lease agreement. All of Hoover's right, title and interest in and to the Lease Agreement has subsequently been assigned to Adient US LLC, a Michigan limited liability company ("Adient"). As a result, following the issue date of the Bonds, the City had a very limited role in determining the use and investment of Bond proceeds and the use of the financed facilities. We also recognize that your legal counsel will be representing the interests of the City.

As special tax counsel to the City, we expect our primary role will be to advise and consult with you, your general counsel, Adient and the Adient's counsel on strategic matters related to the Examination. Our goal, of course, will be to protect the City's interest in maintaining the tax-exempt status of the Bonds.

In this engagement, we expect to perform the following duties on behalf of the City in the conduct of the Examination:

1. Coordinate the preparation, execution and filing of IRS Form 2848, "Power of Attorney and Declaration of Representative."
2. Assist the City in communicating and responding to requests for information during the Examination.

3. Review Information Document Requests ("IDRs") and work with the City, Adient and Adient's counsel in responding to questions raised in the IDRs.

4. Review legal issues relating to questions raised by the IRS during the Examination. When appropriate, prepare or assist in the preparation of written correspondence, memoranda and other documents as necessary to respond to questions raised by the IRS in connection with the issuance of the Bonds or compliance with tax requirements after the issue date.

5. Deal directly with the IRS by correspondence and, if necessary, by telephone and in person, regarding questions that arise during the Examination.

6. If necessary, represent the City's interest in any closing agreement negotiations with the IRS or any proceedings before the IRS, such as Administrative Appeals under Rev. Proc. 99-35 and 2006-40.

## Fees

I will be the primary contact for matters related to the Examination. From time-to-time other lawyers, legal assistants or analysts may be involved when appropriate to provide the most cost-effective delivery of services to the City.

Our fees will be based on the following hourly rate schedule:

	<u>Fee</u>
Shareholder	\$425
Associate	\$225
Legal Assistant/Financial Analyst	\$110

The rates in this fee schedule will be subject to adjustment in connection with annual fee adjustments at the beginning of each year. In addition, we expect to be reimbursed for all client charges made on your behalf, such as travel costs, photocopying, deliveries, computer-assisted research and other expenses. We will bill you on a monthly basis and will expect to be paid within 30 days of the invoice date. We understand that the City will seek reimbursement of our fee and expenses from Adient. You can provide Adient with a copy of this letter if you feel that is appropriate. Otherwise, we will expect that you will confirm these arrangements with Adient.

If the foregoing terms are acceptable to you, please return a signed copy of this engagement letter to us and retain the original for your files.

Very truly yours,



James K. Dummitt

JKD:nm

cc: Gary Anderson  
Marc McCarty

Agreed:

CITY OF RIVERSIDE, MISSOURI

By: \_\_\_\_\_

Date: \_\_\_\_\_



GILMORE & BELL PC  
2405 GRAND BOULEVARD, SUITE 1100  
KANSAS CITY, MISSOURI 64108-2521  
816-221-1000 | 816-221-1018 FAX  
GILMOREBELL.COM

January 5, 2017

Via email: [doliver@riversidemo.com](mailto:doliver@riversidemo.com)

Ms. Donna Oliver  
Finance Director  
City of Riverside, Missouri  
2950 NW Vivion Road  
Riverside, MO 64150

Re: \$20,000,000 City of Riverside, Missouri Recovery Zone Facility Revenue Bonds  
(Hoover Universal, Inc. Project) Series 2010 (the "Bonds") – IRS Examination

Dear Ms. Oliver:

We are writing this letter in connection with our representation of the City of Riverside, Missouri (the "City"), as special tax counsel, in the IRS Examination of the above-referenced Bonds (the "Examination"). While this letter is not specifically required by any specific regulation, we provide this letter whenever we are representing an issuer in an examination and we also acted as Bond Counsel for the issue.

Regulations issued by the U.S. Department of the Treasury (Circular 230, 31 C.F.R. Part 10) contain rules governing the practice of attorneys and other persons representing taxpayers before the IRS. Section 10.29 generally prohibits a practitioner from representing a client before the IRS if the representation involves a conflict of interest. A conflict of interest exists if:

- (1) The representation of one client will be directly adverse to another client; or
- (2) There is a significant risk that the representation of one or more clients will be materially limited by the practitioner's responsibilities to another client, a former client or a third person, or by a personal interest of the practitioner.

Even if a conflict of interest exists or arises later, the Regulations permit a practitioner to represent a client if (a) the practitioner reasonably believes that he or she will be able to provide competent and diligent representation; (b) the representation is not prohibited by law; and (c) the client waives the conflict of interest and gives informed consent, confirmed in writing.

We believe that Gilmore & Bell, P.C. is in the best position to represent the City during the Examination because (a) we served as Bond Counsel for the Bonds, (b) we have significant experience in representing issuers and borrowers in IRS examination of tax-exempt and tax-advantaged bonds, and (c) we are able to provide competent and diligent representation to the City on this matter. In our judgment,


our representation of the City in this Examination is not prohibited by law, will not be directly adverse to another client, will not be materially limited by our responsibilities to another client, a former client or a third person, and will not be materially limited by the personal interests of the Gilmore & Bell, P.C. attorneys who will represent the City in this matter.

For these reasons, we do not believe any conflict of interest exists, and we have no reason to believe that any conflict is likely to arise in the future. However, it is possible that, during the course of the Examination, a situation could develop in which our representation of the City would be materially limited by the interests of Gilmore & Bell, P.C. For example, if the IRS determined that Gilmore & Bell, P.C. had incorrectly interpreted the rules relating to the investment of bond proceeds, thereby causing the arbitrage investment rules to be violated, then we would be placed in the position of defending actions of Gilmore & Bell, P.C. at the same time we were representing the City. That situation might impair our ability to provide impartial, effective counsel to the City.

In the future, if we believe such a situation has arisen, then after consulting with you, we may (1) ask that the City sign a waiver acknowledging the conflict and give informed consent to our continued representation of the City or (2) withdraw from our representation of the City in the Examination. Of course, the City may decide to terminate our engagement as special tax counsel and hire a different counsel at any point during the process of the Examination. We would certainly cooperate with the City and its counsel in that event.

If you have questions concerning this, please call me.

Very truly yours,

A handwritten signature in dark ink, appearing to read 'J. K. Dummitt', with a stylized flourish at the end.

James K. Dummitt

JKD:nm

cc: Gary Anderson  
Marc McCarty

**Power of Attorney  
and Declaration of Representative**

OMB No. 1545-0150

**For IRS Use Only**

Received by:

Name \_\_\_\_\_

Telephone \_\_\_\_\_

Function \_\_\_\_\_

Date \_\_\_\_/\_\_\_\_/\_\_\_\_

► Information about Form 2848 and its instructions is at [www.irs.gov/form2848](http://www.irs.gov/form2848).

**Part I Power of Attorney**

**Caution:** A separate Form 2848 must be completed for each taxpayer. Form 2848 will not be honored for any purpose other than representation before the IRS.

**1 Taxpayer information.** Taxpayer must sign and date this form on page 2, line 7.

Taxpayer name and address

City of Riverside, Missouri  
2950 N.W. Vivion Road  
Riverside, MO 64150

Taxpayer identification number(s)

**44-6005867**

Daytime telephone number

**816-741-3993**

Plan number (if applicable)

hereby appoints the following representative(s) as attorney(s)-in-fact:

**2 Representative(s)** must sign and date this form on page 2, Part II.

Name and address

James K. Dummitt  
Gilmore & Bell, P.C.  
2405 Grand Blvd., Suite 1100, Kansas City, MO 64108

Check if to be sent copies of notices and communications ☒

CAF No. **0310-90424R**

PTIN **P01062537**

Telephone No. **816-221-1000**

Fax No. **816-221-1018**

Check if new: Address ☐ Telephone No. ☐ Fax No. ☐

Name and address

Marcus C. McCarty  
Gilmore & Bell, P.C.  
2405 Grand Blvd., Suite 1100, Kansas City, MO 64108

Check if to be sent copies of notices and communications ☒

CAF No. **4005-18402R**

PTIN **P01066191**

Telephone No. **816-221-1000**

Fax No. **816-221-1018**

Check if new: Address ☐ Telephone No. ☐ Fax No. ☐

Name and address

(Note: IRS sends notices and communications to only two representatives.)

CAF No. \_\_\_\_\_

PTIN \_\_\_\_\_

Telephone No. \_\_\_\_\_

Fax No. \_\_\_\_\_

Check if new: Address ☐ Telephone No. ☐ Fax No. ☐

Name and address

(Note: IRS sends notices and communications to only two representatives.)

CAF No. \_\_\_\_\_

PTIN \_\_\_\_\_

Telephone No. \_\_\_\_\_

Fax No. \_\_\_\_\_

Check if new: Address ☐ Telephone No. ☐ Fax No. ☐

to represent the taxpayer before the Internal Revenue Service and perform the following acts:

- 3 Acts authorized (you are required to complete this line 3).** With the exception of the acts described in line 5b, I authorize my representative(s) to receive and inspect my confidential tax information and to perform acts that I can perform with respect to the tax matters described below. For example, my representative(s) shall have the authority to sign any agreements, consents, or similar documents (see instructions for line 5a for authorizing a representative to sign a return).

Description of Matter (Income, Employment, Payroll, Excise, Estate, Gift, Whistleblower, Practitioner Discipline, PLR, FOIA, Civil Penalty, Sec. 5000A Shared Responsibility Payment, Sec. 4980H Shared Responsibility Payment, etc.) (see instructions)

Tax Form Number  
(1040, 941, 720, etc.) (if applicable)

Year(s) or Period(s) (if applicable)  
(see instructions)

Examination of \$20,000,000 Recovery Zone Facility Revenue Bonds  
(Hoover Universal, Inc. Project) Series 2010

**8038**

**201012 IRS Report # Unknown**

Issued 12/21/2010; CUSIP: None

- 4 Specific use not recorded on Centralized Authorization File (CAF).** If the power of attorney is for a specific use not recorded on CAF, check this box. See the instructions for Line 4. Specific Use Not Recorded on CAF ☒

- 5a Additional acts authorized.** In addition to the acts listed on line 3 above, I authorize my representative(s) to perform the following acts (see instructions for line 5a for more information):

☐ Authorize disclosure to third parties; ☐ Substitute or add representative(s); ☐ Sign a return; **None**

☐ Other acts authorized: \_\_\_\_\_



- b Specific acts not authorized.** My representative(s) is (are) not authorized to endorse or otherwise negotiate any check (including directing or accepting payment by any means, electronic or otherwise, into an account owned or controlled by the representative(s) or any firm or other entity with whom the representative(s) is (are) associated) issued by the government in respect of a federal tax liability.

List any other specific deletions to the acts otherwise authorized in this power of attorney (see instructions for line 5b): None

- 6 Retention/revocation of prior power(s) of attorney.** The filing of this power of attorney automatically revokes all earlier power(s) of attorney on file with the Internal Revenue Service for the same matters and years or periods covered by this document. If you **do not** want to revoke a prior power of attorney, check here ☐ **YOU MUST ATTACH A COPY OF ANY POWER OF ATTORNEY YOU WANT TO REMAIN IN EFFECT.**

- 7 Signature of taxpayer.** If a tax matter concerns a year in which a joint return was filed, each spouse must file a separate power of attorney even if they are appointing the same representative(s). If signed by a corporate officer, partner, guardian, tax matters partner, executor, receiver, administrator, or trustee on behalf of the taxpayer, I certify that I have the legal authority to execute this form on behalf of the taxpayer.

**► IF NOT COMPLETED, SIGNED, AND DATED, THE IRS WILL RETURN THIS POWER OF ATTORNEY TO THE TAXPAYER.**

Donna Oliver

Signature

Date

Title (if applicable)

Finance Director

City of Riverside, Missouri

Print Name

Print name of taxpayer from line 1 if other than individual


## Part II Declaration of Representative

Under penalties of perjury, by my signature below I declare that:

- I am not currently suspended or disbarred from practice, or ineligible for practice, before the Internal Revenue Service;
- I am subject to regulations contained in Circular 230 (31 CFR, Subtitle A, Part 10), as amended, governing practice before the Internal Revenue Service;
- I am authorized to represent the taxpayer identified in Part I for the matter(s) specified there; and
- I am one of the following:
  - a Attorney—a member in good standing of the bar of the highest court of the jurisdiction shown below.
  - b Certified Public Accountant—licensed to practice as a certified public accountant is active in the jurisdiction shown below.
  - c Enrolled Agent—enrolled as an agent by the Internal Revenue Service per the requirements of Circular 230.
  - d Officer—a bona fide officer of the taxpayer organization.
  - e Full-Time Employee—a full-time employee of the taxpayer.
  - f Family Member—a member of the taxpayer's immediate family (spouse, parent, child, grandparent, grandchild, step-parent, step-child, brother, or sister).
  - g Enrolled Actuary—enrolled as an actuary by the Joint Board for the Enrollment of Actuaries under 29 U.S.C. 1242 (the authority to practice before the Internal Revenue Service is limited by section 10.3(d) of Circular 230).
  - h Unenrolled Return Preparer—Authority to practice before the IRS is limited. An unenrolled return preparer may represent, provided the preparer (1) prepared and signed the return or claim for refund (or prepared if there is no signature space on the form); (2) was eligible to sign the return or claim for refund; (3) has a valid PTIN; and (4) possesses the required Annual Filing Season Program Record of Completion(s). **See Special Rules and Requirements for Unenrolled Return Preparers in the instructions for additional information.**
  - k Student Attorney or CPA—receives permission to represent taxpayers before the IRS by virtue of his/her status as a law, business, or accounting student working in an LTC or STCP. See instructions for Part II for additional information and requirements.
  - r Enrolled Retirement Plan Agent—enrolled as a retirement plan agent under the requirements of Circular 230 (the authority to practice before the Internal Revenue Service is limited by section 10.3(e)).

**► IF THIS DECLARATION OF REPRESENTATIVE IS NOT COMPLETED, SIGNED, AND DATED, THE IRS WILL RETURN THE POWER OF ATTORNEY. REPRESENTATIVES MUST SIGN IN THE ORDER LISTED IN PART I, LINE 2.**

**Note:** For designations d-f, enter your title, position, or relationship to the taxpayer in the "Licensing jurisdiction" column.

Designation— Insert above letter (a-r).	Licensing jurisdiction (State) or other licensing authority (if applicable).	Bar, license, certification, registration, or enrollment number (if applicable).	Signature	Date
a	Missouri	61534		1/5/17
a	Missouri	28717		

---

# MEMORANDUM

---

January 13, 2017

**TO:** Board of Aldermen  
**FROM:** Gregory P. Mills  
**SUBJECT:** TracFone Settlement

As a result of a settlement in the class action suit many Missouri Municipalities brought against TracFone, I expect that our portion of the settlement will be \$4,726.27. Essentially, this settlement reimburses the City for what is estimated to be lost taxes. For a more in-depth explanation, please refer to the information contained in Attachment A.

In Attachment B the Missouri Municipal League has requested that cities who are receiving a settlement donate 5% back to the League's lobbying efforts.

For us, this settlement is unbudgeted money. We have seen over the past two years, and will no doubt see again this year, increased activism within the General Assembly to pass legislation which takes away what has traditionally been local control issues for municipalities. Examples of this include mandated changes to Municipal Court and lessening a city's ability to enforce basic code standards. The way to combat this is through lobbying efforts and the Missouri Municipal League needs to be in the forefront of this effort. I am recommending that we increase our contribution from the 5% asked for (which would only be \$236) to 50%, which would be \$2,363.



Gregory P. Mills

Attachments

**ATTACHMENT A**  
**TRACFONE SETTLEMENT**

## **EXHIBIT 9**

### **TRACFONE SETTLEMENT Frequently Asked Questions**

The following questions and answers try to provide general guidance to officials of the Political Subdivisions in the Settlement Class.

Specific Questions regarding any of the matters described in these questions and answers may be directed to Settlement Class Counsel.

The following is a summary. While every effort has been made to be accurate, some matters have been simplified, and nothing in these questions and answers amends, waives, or takes precedence over, anything in the Settlement Agreement. Capitalized terms used in these questions and answers are defined in the Settlement Agreement.

#### **1. What is this case about?**

On or about February 23, 2012, the City of Maryland Heights, Missouri and the City of Winchester, Missouri, brought the action styled *City of Maryland Heights, et al. v. TracFone Wireless, Inc.*, Cause No. 12SL-CC00648-01, in the Circuit Court of St. Louis County, Missouri against TracFone Wireless, Inc. ("TracFone") asserting, on behalf of themselves and a proposed class of Missouri Political Subdivisions, claims that TracFone is liable to Plaintiffs and the other Political Subdivisions under their respective business and/or occupational license tax ordinances for taxes on receipts from supplying or furnishing commercial mobile radio service, telephone, exchange telephone or telecommunications service and for interest and/or penalties on the alleged past due taxes.

After extensive litigation, the Plaintiffs and TracFone have entered into a Settlement Agreement of the class action lawsuit. The Settlement Agreement has been given preliminary approval by the Circuit Court of St. Louis County.

Based on the information available to both sides and the risks involved in a trial, Plaintiffs and Settlement Class Counsel have concluded that the proposed settlement is fair, reasonable, and adequate, and that it serves the best interests of Settlement Class Members.

TracFone does not admit that it is subject to the Business License Taxes but has agreed to this Settlement and will pay past taxes and future taxes to members of the Settlement Class.

Under the Settlement Agreement, the Political Subdivisions in the Settlement Class are entitled to payment of past taxes and to payment of additional taxes in the future.

#### **2. Who are the parties to this case?**

The named Plaintiffs in this class action are the City of Maryland Heights and the City of Winchester, Missouri. Plaintiffs filed this lawsuit as a class action to assert their own individual claims and to represent a class of Political Subdivisions who have similar claims.

The defendant is TracFone Wireless, Inc.

**3. What Political Subdivisions are in the "Settlement Class"?**

Settlement Class means the class certified for settlement purposes only, pursuant to the Preliminary Approval Order, consisting of all Political Subdivisions in the State of Missouri that have adopted a code or ordinance that imposes a Business License Tax, including – but not limited to – those Political Subdivisions listed on Exhibit 1 hereto. The Prior Opt-Outs listed on Exhibit 2 hereto and the following Political Subdivisions are specifically excluded from the Settlement Class: City of Boonville, Missouri, City of Jefferson, Missouri, and City of Springfield, Missouri. In developing Exhibit 1, Class Counsel has endeavored in good faith to identify all Political Subdivisions in the State of Missouri (other than excluded Political Subdivisions) that Class Counsel believes have Business License Taxes. However, if in response to Notice, a Political Subdivision that is not specifically excluded and not listed on Exhibit 1 comes forward asserting that it has a Business License Tax, Class Counsel, TracFone and the Court will determine whether such Political Subdivision is appropriately included in the Settlement Class.

**4. What ordinances qualify? What is a "Business License Tax" for purposes of this case?**

For purposes of the Settlement, "Business License Tax" means any tax, including any fee, charge, or assessment in the nature of a tax, imposed by a Political Subdivision on any person who constitutes a "telephone company," "exchange telephone company," "telecommunications company," "public utility," "utility" or any similar entity, reseller or service provider for the privilege of engaging in the business of providing telephone, exchange telephone, telecommunications, or any other type of Telecommunications Service, and specifically includes any tax imposed under Sections 66.300, 80.090, 92.045, 92.073, 94.110, 94.270, or 94.360, RSMo, or under authority granted in any charter, as well as an occupation license tax, gross receipts tax, flat tax, franchise tax, or similar tax, or any tax "alternative" to any of the foregoing, **but shall not include:**

- a) Any state or Political Subdivision sales tax imposed under or subject to Sections 32.085 and 32.087 or 144.010 to 144.525, RSMo; or
- b) Any Political Subdivision right-of-way usage fee, including but not limited to any fee imposed under the authority of a Political Subdivision's police powers under Sections 67.1830 to 67.1846, RSMo; or
- c) Any tax or fee levied for emergency services under Section 190.292, 190.305, 190.325, 190.335, or 190.430, RSMo, or any tax authorized by the Missouri General Assembly hereinafter enacted for emergency services; or
- d) Any rent for use of Political Subdivision's premises.

**5. What is "Telecommunications Service"?**

"Telecommunications service" has the same meaning ascribed thereto by Section 144.010.1(14) RSMo.

**6. Who pays the tax?**

The tax is being paid by TracFone. TracFone is permitted (but not required) to bill its customers to reimburse its cost of the future tax.

Because these taxes are themselves treated as "gross receipts" that are included in the tax base of Business License Taxes imposed on gross receipts, if TracFone charges its customers the tax, the remitted taxes are calculated by TracFone using grossed-up rates that cover the cost of the additional tax on the tax collection. Thus, for example, TracFone will collect a 5.26% tax to cover the cost of a 5.00% gross receipts tax.

**7. What compensation or benefits will the Settlement provide?**

The Settlement, if it is finally approved by the Court, provides for the payment of past taxes, accrued taxes and future taxes as described in more detail below.

a) Payment of Past Taxes. Pursuant to the Settlement, TracFone will pay \$9,000,000 in compromise of taxes allegedly due and owing through May 31, 2016 and an additional \$125,000.00 per month, pro-rated, for taxes allegedly due and owing from June 1, 2016 through October 13, 2016. Exhibit 3 hereto shows the estimated payment for each known Political Subdivision in the Settlement Class. The estimated payments were determined in accordance with the formula attached hereto as Exhibit 4.

b) Because the formula for calculating the Past Tax payment depends on the calculation of each Settlement Class Member's Business License Tax payment and other factors, it is possible that a Settlement Class Member's share of the amount to be distributed pursuant to the Settlement may change if, inter alia, Defendant approves an adjustment to the calculations pursuant to a Settlement Class Member's appeal to Defendant under Section V(C) of the Settlement Agreement, or otherwise.

c) Payment of Accrued and Future Taxes. Beginning on October 13, 2016, TracFone has agreed to pay each Settlement Class Member's Business License Tax on its receipts from Prepaid Retail Sales (including but not limited to receipts from license tax surcharges and receipts from any retail customer now or hereafter exempt from the state sales tax) and to include such receipts in the base when calculating future payments of Business License Tax to each Settlement Class Member. "Prepaid Retail Sales" means TracFone's taxable sales of Telecommunications Service and products, consistent with state and federal law, to end-user customers by way of internet, telephone or otherwise. Prepaid Retail Sales exclude TracFone's Prepaid Sales to Resellers. With respect to Settlement Class Members with dual rates applicable to residential and non-residential customers, TracFone will remit future Business License Tax payments using the highest applicable rate.

**8. What is the source of the rate for taxes on gross receipts?**

The current rates shown on Exhibit 8 to the Settlement Agreement were obtained from copies of ordinances and municipal code sections that were provided to TracFone by Settlement Class Counsel.

**9. Are the amounts in the Notice the exact amounts the Settlement Class Member will receive?**

The Past Tax payment amount in the Notice you received is an estimate based on the formula attached hereto (which is also set forth in Exhibit 7 to the Settlement Agreement). The amount could change. For example, if a Settlement Class Member proves that it is entitled to more than its present estimate, then the shares of other Settlement Class Members will decrease.

**10. How does a Settlement Class Member qualify for payment?**

The short answer is that if the Political Subdivision is listed on Exhibit 1 hereto, the Political Subdivision does not need to do anything to receive the benefits of the Settlement.

If you are a Settlement Class Member, you will receive the Past Tax payment shown in paragraph 2(a) of the Notice and Accrued and Future Taxes in accordance with paragraph 2(b) of the Notice. You do not need to file a claim form.

If you are not listed on Exhibit 1 but have a Business License Tax that you believe is applicable, you should send a certified copy of your ordinance to Thompson Coburn, LLP, Attn: TracFone Settlement Administrator, One US Bank Plaza, Suite 3500, St. Louis, MO 63101 for review and determination by Class Counsel, TracFone and the Court as to whether you are entitled to participate in the Settlement. You should include with your submission a detailed explanation of why you believe you are part of the Settlement Class.

**11. When will a Settlement Class Member get its past tax payment?**

Each Political Subdivision will receive its payment within thirty days after the Court has entered its final judgment approving the Settlement and order of dismissal in this case and that judgment of the Court has become final. If the Court enters its final judgment on January 30, 2017, when the final fairness hearing is scheduled, and there are no appeals from that final judgment, TracFone should mail payments on or before April 12, 2017.

**12. What if a Settlement Class Member disagrees with the amount of past taxes?**

Under the terms of the Settlement, a Settlement Class Member that disagrees with the Past Tax payment amount may submit a detailed explanation as to why it believes the Past Tax payment was incorrectly calculated or erroneous postmarked on or before December 16, 2016, as specified in Section V(C) of the Settlement Agreement. You should mail your detailed explanation to: Thompson Coburn, LLP, ATTN: TracFone Settlement Administrator, One US Bank Plaza, Suite 3500, St. Louis, MO 63101.

In the event TracFone disagrees with the Settlement Class Member's contention, TracFone is obligated to meet and confer in good faith with Settlement Class Counsel and representatives of the Settlement Class Member in question in an effort to resolve the issue. If after such consultation, the Settlement Class Member and TracFone cannot agree on the Past Tax payment, the Past Tax payment specified in this Notice shall be the amount the Settlement Class Member is entitled to receive pursuant to the Settlement, subject to the Settlement Class Member's right to present its disagreement through counsel to the Court for resolution.

**13. What if a Settlement Class Member disagrees with the Settlement or the Fees and Expenses?**

A Settlement Class Member can object to the Settlement or to Class Counsel's Fee and Expense Application. The Settlement Class Member must state its objection in writing and file it with the Court postmarked no later than December 16, 2016. Any such objection must include a detailed statement of the basis for the objection and a declaration stating that the Political Subdivision is a member of the Settlement Class. An objector may be subject to discovery and depositions related to the objection. If the Settlement Class Member does not properly file and serve an objection by December 16, 2016, any objections it has to the Settlement or to the Fees and Expenses will be waived. The objection should be addressed to:

Circuit Court for the County of St. Louis, Missouri  
7900 Carondelet Avenue  
Clayton, MO 63105

and marked to indicate "Objection to Proposed Settlement in *City of Maryland Heights, et al. v. TracFone Wireless, Inc.*, Cause No. 12SL-CC00648-01."

The Settlement Class Member must simultaneously mail its objection to Plaintiffs' attorneys:

John W. Hoffman  
Douglas R. Sprong  
Korein Tillery, LLC  
505 North 7th Street, Suite  
3600  
St. Louis, MO 63101

John F. Mulligan, Jr.  
101 South Hanley,  
Suite 1280  
Clayton, MO 63105

Howard Paperner  
9322 Manchester Road  
St. Louis, MO 63119

and to TracFone's attorneys:

Roman P. Wuller  
John S. Kingston  
Thompson Coburn, LLP  
One US Bank Plaza  
Suite 3500  
St. Louis, MO 63101



**14. When will the Settlement be finally approved?**

The Court will conduct a public hearing to determine whether to approve the proposed Settlement and to determine the amount of Fees and Expenses to be awarded to the attorneys for the Plaintiffs and the Settlement Class on January 30, 2017, at 1:30 p.m. Although the hearing will be open to the public, Settlement Class Members will not be entitled to be heard in opposition to the Settlement unless they have filed a timely objection to the Settlement or to the attorneys' Fees and Expenses and timely filed and served a notice of intent to appear at the hearing. If a timely objection and notice of intent to appear is filed and served, a Settlement Class Member may appear by its own counsel and be heard at the hearing.

**15. Are Settlement Class Members responsible for attorneys' fees for Class Counsel?**

The attorneys for Plaintiffs and the Settlement Class will submit to the Court for approval a request for Fees and Expenses in the amount of \$2,694,737.50, which is approximately 25% of the total of the Past Tax Payment and Accrued Tax Payment funds (through March 13, 2017), plus litigation expenses, to be paid by TracFone from such funds.

TracFone has agreed not to oppose an award of fees and expenses in the amount set forth in this Notice. The Court will independently determine the amount of any fees and expenses awarded to Settlement Class Counsel.

**16. Can a Political Subdivision opt out of the Settlement?**

A Political Subdivision can exclude itself from the Settlement Class, which means it will not participate in any aspect of the Settlement, and the Political Subdivision may pursue its own claims, if any, at its own expense against TracFone. To do so, the Political Subdivision must state its request to be excluded in writing and deliver or postmark the request no later than December 16, 2016 to:

Thompson Coburn LLP  
Attn: TracFone Settlement Administrator  
One US Bank Plaza  
Suite 3500  
St. Louis, MO 63101

The Political Subdivision must simultaneously mail its Request for Exclusion to Class Counsel:

John W. Hoffman  
Douglas R. Sprong  
Korein Tillery, LLC  
505 North 7th Street, Suite  
3600  
St. Louis, MO 63101

John F. Mulligan, Jr.  
101 South Hanley,  
Suite 1280  
Clayton, MO 63105

Howard Paperner  
9322 Manchester Road  
St. Louis, MO 63119

Unless you file a Request for Exclusion, you will be prohibited from bringing a lawsuit against TracFone based on any of the released claims asserted by Plaintiffs. The judgment(s), whether

favorable or not, will include all members of the Settlement Class who do not request exclusion. Any Settlement Class Member who does not request exclusion may, if desired, enter an appearance through counsel at your own expense.

**17. Can a Settlement Class Member assign part of its recovery to the Missouri Municipal League or the Municipal League of Metro St. Louis?**

The Settlement allows you to assign a portion of your Past Tax payment, i.e., a portion of the amount shown in Exhibit 3 hereto to the Missouri Municipal League or the Municipal League of Metro St. Louis (if you are located within St. Louis County). If you wish to make such an assignment, you must complete and return the form attached as Exhibit 3 to the Notice, postmarked on or before December 16, 2016. **The amount of Past Tax payment that you receive will be reduced by the amount of the assignment.**

**18. How can I get additional information?**

Copies of the Settlement Agreement and template Notice are posted on the Missouri Municipal League website.

You may also examine the Settlement Agreement, the court orders and the other papers filed in the lawsuit at the Office of the Clerk of the Circuit Court of St. Louis County, Missouri at 7900 Carondelet Avenue, Clayton, Missouri 63105 during regular business hours. If you wish, you may seek the advice and guidance of your own attorney, at your own expense.

If you wish to communicate with or obtain information from attorneys for the Settlement Class, you may do so by letter at the addresses listed below. You should direct any such inquiries described in this FAQ to Plaintiffs' attorneys:

John W. Hoffman  
Douglas R. Sprong  
Korein Tillery, LLC  
505 North 7th Street, Suite  
3600  
St. Louis, MO 63101

John F. Mulligan, Jr.  
101 South Hanley,  
Suite 1280  
Clayton, MO 63105

Howard Paperner  
9322 Manchester Road  
St. Louis, MO 63119

Please do not contact the Court, Counsel for TracFone or any TracFone representative for information.

### **FAQ EXHIBIT 1**

For purposes of Section II(C) of the Settlement Agreement, the following political subdivisions are specifically included in the definition of "Settlement Class":

1. City of Adrian, Missouri
2. City of Advance, Missouri
3. Town of Anniston, Missouri
4. City of Appleton, Missouri
5. City of Arnold, Missouri
6. City of Ash Grove, Missouri
7. City of Ashland, Missouri
8. Town of Augusta, Missouri
9. City of Aurora, Missouri
10. City of Ballwin, Missouri
11. City of Bella Villa, Missouri
12. City of Belle, Missouri
13. City of Bellefontaine Neighbors, Missouri
14. City of Bellflower, Missouri
15. City of Bel-Nor, Missouri
16. City of Belton, Missouri
17. City of Berkeley, Missouri
18. City of Bertrand, Missouri
19. City of Beverly Hills, Missouri
20. City of Blackburn, Missouri
21. City of Bloomfield, Missouri
22. City of Bloomsdale, Missouri
23. City of Blue Springs, Missouri
24. City of Bonne Terre, Missouri
25. City of Bowling Green, Missouri
26. City of Braymer, Missouri
27. City of Breckenridge, Missouri
28. City of Breckenridge Hills, Missouri
29. City of Brentwood, Missouri
30. City of Bridgeton, Missouri
31. City of Brookfield, Missouri
32. City of Brunswick, Missouri
33. City of Butler, Missouri
34. Village of Butterfield, Missouri
35. City of Byrnes Mill, Missouri
36. City of Cabool, Missouri
37. City of California, Missouri
38. City of Callao, Missouri
39. City of Calverton Park, Missouri
40. City of Cameron, Missouri

41. City of Campbell, Missouri
42. City of Canalou, Missouri
43. City of Canton, Missouri
44. City of Cape Girardeau, Missouri
45. City of Cardwell, Missouri
46. City of Carl Junction, Missouri
47. City of Carrollton, Missouri
48. City of Carterville, Missouri
49. City of Carthage, Missouri
50. City of Caruthersville, Missouri
51. Town of Centertown, Missouri
52. City of Centerview, Missouri
53. City of Centralia, Missouri
54. City of Chaffee, Missouri
55. City of Charlack, Missouri
56. City of Charleston, Missouri
57. City of Chesterfield, Missouri
58. City of Chillicothe, Missouri
59. City of Clarksville, Missouri
60. City of Clayton, Missouri
61. City of Clinton, Missouri
62. City of Columbia, Missouri
63. City of Concordia, Missouri
64. City of Cool Valley, Missouri
65. City of Corder, Missouri
66. City of Country Club Hills, Missouri
67. City of Creighton, Missouri
68. City of Crestwood, Missouri
69. City of Creve Coeur, Missouri
70. City of Crystal City, Missouri
71. City of Crystal Lake Park, Missouri
72. City of Crystal Lakes, Missouri
73. City of De Soto, Missouri
74. City of Dearborn, Missouri
75. City of Dellwood, Missouri
76. City of Des Peres, Missouri
77. City of Desloge, Missouri
78. City of Dexter, Missouri
79. City of Doolittle, Missouri
80. City of Duenweg, Missouri
81. City of East Prairie, Missouri
82. City of Edina, Missouri
83. City of Edmundson, Missouri
84. City of El Dorado Springs, Missouri
85. City of Eldon, Missouri
86. City of Ellisville, Missouri

87. City of Elsberry, Missouri
88. City of Essex, Missouri
89. City of Eureka, Missouri
90. City of Excelsior Springs, Missouri
91. City of Fairfax, Missouri
92. Town of Fairview, Missouri
93. City of Farmington, Missouri
94. City of Fayette, Missouri
95. City of Fenton, Missouri
96. City of Ferguson, Missouri
97. City of Ferrelview, Missouri
98. City of Festus, Missouri
99. City of Flordell Hills, Missouri
100. City of Florissant, Missouri
101. City of Foley, Missouri
102. City of Foristell, Missouri
103. City of Frankford, Missouri
104. City of Frontenac, Missouri
105. City of Fulton, Missouri
106. City of Gerald, Missouri
107. City of Gideon, Missouri
108. City of Gladstone, Missouri
109. City of Glasgow, Missouri
110. City of Glendale, Missouri
111. Town of Goodman, Missouri
112. City of Gower, Missouri
113. City of Grain Valley, Missouri
114. City of Grandview, Missouri
115. City of Greendale, Missouri
116. City of Greenfield, Missouri
117. City of Hallsville, Missouri
118. City of Hannibal, Missouri
119. City of Hawk Point, Missouri
120. City of Hayti, Missouri
121. City of Hayti Heights, Missouri
122. City of Hazelwood, Missouri
123. City of Herculaneum, Missouri
124. City of Higbee, Missouri
125. City of Higginsville, Missouri
126. City of Hillsboro, Missouri
127. City of Hillsdale, Missouri
128. City of Holden, Missouri
129. City of Holt, Missouri
130. City of Holts Summit, Missouri
131. Village of Homestead, Missouri
132. City of Hopkins, Missouri

133. City of Houston, Missouri
134. City of Houston Lake, Missouri
135. City of Howardville, Missouri
136. City of Huntsville, Missouri
137. City of Iberia, Missouri
138. City of Independence, Missouri
139. City of Iron Mountain Lake, Missouri
140. City of Ironton, Missouri
141. City of Jackson, Missouri
142. City of Jennings, Missouri
143. Village of Jerico Springs, Missouri
144. City of Joplin, Missouri
145. City of Kahoka, Missouri
146. City of Kansas City, Missouri
147. City of Kearney, Missouri
148. City of Kennett, Missouri
149. City of Keytesville, Missouri
150. City of King City, Missouri
151. City of Kingsville, Missouri
152. City of Kinloch, Missouri
153. City of Kirksville, Missouri
154. City of Kirkwood, Missouri
155. City of Knob Noster, Missouri
156. City of La Grange, Missouri
157. City of La Monte, Missouri
158. City of La Plata, Missouri
159. City of Laclede, Missouri
160. City of Ladue, Missouri
161. City of Lake Lotawana, Missouri
162. City of Lake Ozark, Missouri
163. City of Lake St. Louis, Missouri
164. City of Lake Tapawingo, Missouri
165. City of Lake Waukomis, Missouri
166. City of Lake Winnebago, Missouri
167. City of Lakeshire, Missouri
168. City of Lamar, Missouri
169. City of Lathrop, Missouri
170. City of Lawson, Missouri
171. City of Leadington, Missouri
172. City of Leadwood, Missouri
173. City of Lebanon, Missouri
174. City of Lee's Summit, Missouri
175. City of Lexington, Missouri
176. City of Liberty, Missouri
177. City of Lilbourn, Missouri
178. City of Linn, Missouri

179. City of Louisiana, Missouri
180. City of Macon, Missouri
181. City of Malden, Missouri
182. City of Manchester, Missouri
183. City of Maplewood, Missouri
184. City of Marble Hill, Missouri
185. City of Marceline, Missouri
186. City of Marquand, Missouri
187. City of Marshfield, Missouri
188. City of Marston, Missouri
189. City of Marthasville, Missouri
190. City of Martinsburg, Missouri
191. City of Maryland Heights, Missouri
192. City of Maryville, Missouri
193. City of Matthews, Missouri
194. City of Mexico, Missouri
195. City of Miner, Missouri
196. City of Moberly, Missouri
197. City of Moline Acres, Missouri
198. City of Monett, Missouri
199. City of Monroe City, Missouri
200. City of Montgomery City, Missouri
201. City of Montrose, Missouri
202. City of Morehouse, Missouri
203. City of Mosby, Missouri
204. City of Mound City, Missouri
205. City of Mount Vernon, Missouri
206. City of Mountain Grove, Missouri
207. City of Neosho, Missouri
208. City of Nevada, Missouri
209. City of New Haven, Missouri
210. City of New Madrid, Missouri
211. City of Normandy, Missouri
212. City of North Kansas City, Missouri
213. City of Northwoods, Missouri
214. City of Norwood, Missouri
215. City of Novinger, Missouri
216. City of Oak Grove, Missouri
217. City of Oakland, Missouri
218. City of Odessa, Missouri
219. City of O'Fallon, Missouri
220. City of Olivette, Missouri
221. City of Oran, Missouri
222. City of Oronogo, Missouri
223. City of Orrick, Missouri
224. City of Osage Beach, Missouri

225. City of Otterville, Missouri
226. City of Overland, Missouri
227. City of Owensville, Missouri
228. City of Pacific, Missouri
229. City of Pagedale, Missouri
230. City of Palmyra, Missouri
231. City of Paris, Missouri
232. City of Park Hills, Missouri
233. City of Parkville, Missouri
234. City of Parma, Missouri
235. City of Pasadena Hills, Missouri
236. City of Peculiar, Missouri
237. City of Perryville, Missouri
238. City of Pevely, Missouri
239. Town of Pickering, Missouri
240. City of Piedmont, Missouri
241. City of Pierce City, Missouri
242. City of Pine Lawn, Missouri
243. City of Platte City, Missouri
244. City of Platte Woods, Missouri
245. City of Plattsburg, Missouri
246. City of Pleasant Hill, Missouri
247. City of Pleasant Valley, Missouri
248. City of Poplar Bluff, Missouri
249. City of Portageville, Missouri
250. City of Potosi, Missouri
251. City of Puxico, Missouri
252. City of Qulin, Missouri
253. City of Raymore, Missouri
254. City of Raytown, Missouri
255. City of Republic, Missouri
256. City of Rich Hill, Missouri
257. City of Richmond, Missouri
258. City of Richmond Heights, Missouri
259. City of Risco, Missouri
260. City of Riverside, Missouri
261. City of Rock Hill, Missouri
262. City of Rock Port, Missouri
263. City of Rolla, Missouri
264. City of Rosebud, Missouri
265. City of Russellville, Missouri
266. City of Salem, Missouri
267. City of Salisbury, Missouri
268. City of Savannah, Missouri
269. City of Scott City, Missouri
270. City of Sedalia, Missouri



271. City of Senath, Missouri
272. City of Seneca, Missouri
273. City of Shelbyville, Missouri
274. City of Shrewsbury, Missouri
275. City of Sikeston, Missouri
276. Village of Silex, Missouri
277. City of Slater, Missouri
278. City of Smithton, Missouri
279. City of Smithville, Missouri
280. City of St. Ann, Missouri
281. City of St. Charles, Missouri
282. City of St. Clair, Missouri
283. City of St. John, Missouri
284. City of St. Joseph, Missouri
285. City of St. Louis, Missouri
286. St. Louis County, Missouri
287. City of St. Mary, Missouri
288. City of St. Robert, Missouri
289. City of Stockton, Missouri
290. City of Stover, Missouri
291. City of Strasburg, Missouri
292. City of Sturgeon, Missouri
293. City of Sugar Creek, Missouri
294. City of Sunset Hills, Missouri
295. City of Sweet Springs, Missouri
296. City of Tarkio, Missouri
297. City of Thayer, Missouri
298. City of Tipton, Missouri
299. City of Town and Country, Missouri
300. City of Trenton, Missouri
301. City of Troy, Missouri
302. City of Union, Missouri
303. City of University City, Missouri
304. Village of Uplands Park, Missouri
305. City of Urich, Missouri
306. City of Valley Park, Missouri
307. City of Vandalia, Missouri
308. City of Velda City, Missouri
309. Village of Velda Village Hills, Missouri
310. City of Vienna, Missouri
311. City of Vinita Park, Missouri
312. City of Warrensburg, Missouri
313. City of Warsaw, Missouri
314. City of Warson Woods, Missouri
315. City of Washington, Missouri
316. City of Waverly, Missouri

- 317. City of Wayland, Missouri
- 318. City of Weatherby Lake, Missouri
- 319. City of Webb City, Missouri
- 320. City of Webster Groves, Missouri
- 321. City of Wellston, Missouri
- 322. City of Wellsville, Missouri
- 323. City of Wentzville, Missouri
- 324. City of West Plains, Missouri
- 325. City of Weston, Missouri
- 326. City of Wildwood, Missouri
- 327. City of Willow Springs, Missouri
- 328. City of Winchester, Missouri
- 329. City of Windsor, Missouri
- 330. City of Winfield, Missouri
- 331. City of Woodson Terrace, Missouri
- 332. City of Wyatt, Missouri
- 333. Town of Van Buren, Missouri
- 334. Town of West Sullivan, Missouri
- 335. Village of Vinita Terrace, Missouri
- 336. Town of Wardell, Missouri
- 337. City of Alton, Missouri
- 338. City of Arbyrd, Missouri
- 339. City of Archie, Missouri
- 340. City of Billings, Missouri
- 341. City of Bismarck, Missouri
- 342. City of Bourbon, Missouri
- 343. City of Camdenton, Missouri
- 344. City of Clarkton, Missouri
- 345. City of Fredericktown, Missouri
- 346. City of Jasper, Missouri
- 347. City of Lockwood, Missouri
- 348. City of New Florence, Missouri
- 349. City of New Franklin, Missouri
- 350. City of Northmoor, Missouri
- 351. City of Osceola, Missouri
- 352. City of Stanberry, Missouri
- 353. City of Ste. Genevieve, Missouri
- 354. City of Sullivan, Missouri
- 355. City of Versailles, Missouri
- 356.

## **FAQ EXHIBIT 2**

On July 31, 2015, the Court entered an Order Approving Plaintiffs' Notice Plan and Form of Class Notice. Class Counsel mailed notice of the class action to 957 Missouri political subdivisions thereafter (and posted it on the website of the Missouri Municipal League at <http://www.mocities.com>). As of October 15, 2015, the deadline for opting-out, Class Counsel had received exclusion requests from ("Prior Opt-Outs"):

1. Black Jack, Missouri
2. Brooklyn Heights, Missouri
3. Buckner, Missouri
4. Green Park, Missouri
5. Harrisonville, Missouri
6. Lake Tekakwitha, Missouri
7. Marionville, Missouri
8. Marshall, Missouri
9. Newtown, Missouri
10. Plato, Missouri
11. Ritchey, Missouri
12. Tina, Missouri
13. Tracy, Missouri
14. Wentworth, Missouri, and
15. Wyaconda, Missouri.

# FAQ EXHIBIT 3

A	B	C	D	E	F	G	H	I	J	K	L	M	N	O	P	Q	R	S	T	U	V	W	X	Y	Z
AWARD (\$9 MILLION)*	5125,000/ MONTH FROM JUNE 1, 2016 UNTIL PRELIMINARY APPROVAL ("INTERIM")*	AMT OF ATTORNEYS' FEES AND EXPENSES REQUESTED	A-C = NET BACK TAX AWARD	ESTIMATED ACCURED UNTIL APPROVAL IS FINAL																					
\$	\$ 9,000,000.00	\$ 2,694,737.50	\$ 4,305,262.50	\$ 720,000.00																					
* Subject to pro rata reduction for certain opt-outs per Settlement Agreement B1A.2																									
CLASS MEMBER		GROSS RECEIPTS OF TRACTONE FOR CLASS MEMBER 3/07 THRU 12/15	FAG= ESTIMATED BACKTAXES 3/07 THRU 12/15 IF GRT, ELSE 9%ANNUAL	H/TOTAL ALL HS= CLASS MEMBER SHARE OF BACKTAX AWARD	WD= CLASS MEMBER'S BACKTAX PAYMENT	ESTIMATED GROSS RECEIPTS OF TRACTONE FOR CLASS MEMBER DURING 2015	FAG= ESTIMATED BACKTAXES 2015 IF GRT, ELSE 1%ANNUAL	K/TOTAL ALL KS= CLASS MEMBER SHARE OF INTERIM AWARD	MXB= CLASS MEMBER INTERIM AWARD	JAN= TOTAL ESTIMATED PAST TAX	EXM= ROUGH ESTIMATE OF ACCURED TAXES														
Adrian city	0.06	76,861.22	4,656.42	0.00063666	\$ 4,184.59	24,576.19	1,474.57	0.000850814	467.95	4,652.54	612.59														
Advance city	0.02	80,163.13	1,603.26	0.000228508	\$ 1,440.80	23,574.87	471.50	0.000272050	149.63	1,590.43	195.88														
Alton city	25	44,055.04	225.00	0.000032069	\$ 202.20	12,556.84	25.00	0.000014425	7.93	210.13	10.39														
Annisson town	0.04	9,188.80	367.55	0.000052386	\$ 330.31	1,902.42	76.10	0.000043907	24.15	354.48	31.61														
Appleton City city	0.05	342,608.95	7,130.45	0.001016281	\$ 6,407.92	50,047.17	2,502.36	0.001443838	794.11	7,202.03	1,039.56														
Arbyrd city	300	25,174.41	2,700.00	0.000384823	\$ 2,426.41	8,035.76	300.00	0.000173097	95.20	2,521.61	124.63														
Archie city	300	47,832.98	2,700.00	0.000384823	\$ 2,426.41	14,592.37	300.00	0.000173097	95.20	2,521.61	124.63														
Arnold city	0.075	533,070.86	39,580.31	0.005698275	\$ 35,929.12	128,530.81	9,639.81	0.005562084	3,059.15	38,988.27	4,004.70														
Ash Grove city	0.05	126,696.10	6,334.90	0.000902895	\$ 5,682.99	34,996.25	1,749.81	0.001009626	555.29	6,248.29	776.93														
Ashland city	0.05	342,178.94	7,108.95	0.001013217	\$ 6,388.60	36,087.26	1,804.36	0.001041101	572.61	6,961.21	749.59														
Augusta town	0.04	4,892.80	195.71	0.000027894	\$ 175.88	827.21	33.09	0.000019092	10.50	186.38	13.75														
Aurora city	0.06	595,723.96	35,743.44	0.005094406	\$ 32,121.57	183,253.85	10,995.23	0.006344150	3,489.28	35,610.85	4,567.79														
Baldwin city	0.07	496,466.39	34,483.86	0.004914882	\$ 30,989.62	107,161.57	7,501.31	0.004328189	2,380.50	33,370.12	3,116.30														
Bella villa city	0.05	17,187.95	859.40	0.000122487	\$ 772.32	3,823.34	191.17	0.000110302	60.67	832.98	79.42														
Belle city	0.05	46,905.15	2,345.26	0.000334263	\$ 2,107.61	13,424.99	671.25	0.000387305	213.02	2,320.63	278.86														
Bellefontaine																									
Neighbors city	0.0741	267,080.54	19,709.80	0.002809179	\$ 17,712.61	76,895.40	5,697.95	0.003287666	1,808.22	19,520.82	2,367.12														
Bellflower city	0.05	24,583.68	1,229.18	0.000175192	\$ 1,104.63	6,742.60	337.13	0.000194521	106.99	1,211.62	140.06														
Bell-Nor city	0.06	34,746.13				9,275.03		0.000000000			231.88														
Bellton city	0.07	672,060.25	47,040.02	0.006704474	\$ 42,273.47	157,386.40	11,063.05	0.006348660	3,491.76	85,765.23	4,571.04														
Berkeley city	0.08	245,136.30	19,610.90	0.002795084	\$ 17,623.74	66,741.82	5,339.32	0.003080741	1,694.41	19,318.14	2,218.13														
Bertrand city	0.03	29,703.10	891.09	0.000127005	\$ 800.80	11,030.02	330.90	0.000190927	105.01	905.81	137.47														
Beverly Hills city	0.1	13,650.26	1,365.03	0.000194553	\$ 1,226.71	3,643.76	364.38	0.000210242	115.63	1,342.34	151.37														
Billings city	450	71,445.00	4,850.00	0.000577234	\$ 5,639.61	20,738.74	450.00	0.000759646	142.81	3,782.42	186.95														
Bismarck city	900	65,481.34	8,100.00	0.001154469	\$ 7,279.23	18,031.51	900.00	0.000519292	285.61	7,564.84	373.89														
Blackburn city	0.07	14,220.03	995.40	0.000141872	\$ 894.54	4,844.38	339.11	0.000195661	107.61	1,002.15	140.88														
Bloomfield city	0.05	112,679.49	5,633.97	0.000607904	\$ 5,063.09	36,810.14	1,840.51	0.001061956	584.08	5,847.16	764.61														
Bloomdale city	0.05	19,003.29	950.16	0.000135424	\$ 851.88	5,633.74	281.69	0.000162531	89.39	943.28	117.02														
Blue Springs city	0.05	1,136,270.15	56,813.51	0.008097460	\$ 51,056.61	269,890.02	13,484.95	0.000778066	4,279.38	55,336.60	5,602.10														
Bonne Terre city	0.05	193,220.30	9,661.02	0.001376956	\$ 8,682.07	60,264.11	3,013.21	0.001758593	956.23	9,638.29	1,251.79														

		ESTIMATED GROSS RECEIPTS OF TRACTONE FOR CLASS MEMBER \$/07 THRU 12/15	F&S= ESTIMATED BACKTAXES 3/07 THRU 12/15 IF GRT, ELSE \$XANNUAL	H/TOTAL ALL HS= CLASS MEMBER SHARE OF BACKTAX AWARD	WD= CLASS MEMBER'S BACKTAX PAYMENT	ESTIMATED GROSS RECEIPTS OF TRACTONE FOR CLASS MEMBER DURING 2015	FX= ESTIMATED BACKTAXES 2015 IF GRT, ELSE \$XANNUAL	K/TOTAL ALL KS= CLASS MEMBER SHARE OF INTERIM	MAB= CLASS MEMBER INTERIM AWARD	J+N= TOTAL ESTIMATED PAST TAX	EXM= ROUGH ESTIMATE OF ACCRUED TAXES
CLASS MEMBER	CURRENT TAX RATE										
Bourbon city	0.00	72,443.29	900.00	0.000128274	\$ 808.80	24,176.12	100.00	0.000057659	31.73	860.56	41.54
Bowling Green city	0.05	133,196.16	6,559.91	0.000949208	\$ 5,984.97	59,791.81	1,989.59	0.001147976	631.39	6,616.36	876.54
Braymer city	0.05	63,026.99	3,151.35	0.000449152	\$ 2,832.02	18,476.05	923.80	0.000833026	293.16	3,125.19	383.78
Breckenridge city	0.05	25,723.48	1,286.17	0.000183315	\$ 1,155.85	6,236.63	311.83	0.000179924	98.96	1,754.80	179.55
Breckenridge Hills city	0.065	135,268.91	8,793.78	0.001253551	\$ 7,902.71	33,801.46	2,197.10	0.001267704	687.24	8,598.95	912.75
Brentwood city	0.08	156,167.82	12,493.43	0.001780651	\$ 11,227.47	30,090.07	2,400.01	0.001384782	761.63	11,989.10	997.04
Bridgeton city	0.05	326,995.86	16,348.79	0.002330287	\$ 24,693.07	62,068.19	3,103.41	0.001790640	984.85	15,677.93	1,286.26
Brookfield city	0.03	140,143.54	4,204.31	0.000599227	\$ 3,778.29	25,637.16	769.11	0.000443772	284.07	4,022.36	319.52
Brunswick city	0.05	17,667.64	883.38	0.000125906	\$ 793.87	2,367.17	118.36	0.000068792	37.56	831.43	49.17
Buster city	0.05	285,149.05	14,257.45	0.0026032072	\$ 12,812.75	82,521.12	4,126.06	0.002380697	1,309.38	14,122.13	1,714.10
Butterfield village	0.05	44,226.89	2,711.34	0.000315176	\$ 1,987.27	13,659.44	682.97	0.000394069	216.74	2,206.01	283.73
Byrnes Mill city	0.03	302,709.81	3,081.29	0.000439168	\$ 2,768.07	29,093.01	872.79	0.000503592	276.98	3,046.04	362.59
Cabool city	0.05	371,551.67	8,577.58	0.001222537	\$ 7,708.42	50,233.72	2,512.69	0.001449797	797.39	8,505.81	1,043.85
California city	0.0225	202,577.67	4,558.00	0.000649638	\$ 4,096.14	50,941.05	1,146.17	0.000661332	363.73	4,459.87	476.16
Calico city	0.05	8,425.16	421.26	0.000060041	\$ 378.57	1,154.60	57.73	0.000033310	18.32	396.89	23.98
Calverton Park city	0.06	34,104.53	496.93	0.000708026	\$ 446.58	8,282.20	496.93	0.000286725	157.70	604.28	206.44
Camden city	0.00	228,915.73	96,000.08	0.005130973	\$ 32,352.13	83,576.97	4,000.00	0.002307964	1,269.38	33,621.51	1,561.73
Cameron city	0.05	414,445.61	20,722.78	0.002953485	\$ 18,622.50	105,880.85	5,294.04	0.003054615	1,680.04	20,302.54	2,199.32
Campbell city	0.05	69,158.19	3,457.91	0.000492846	\$ 3,107.52	20,304.82	1,015.24	0.000585785	372.18	3,479.70	471.77
Canalou city	0.05	12,791.24	639.56	0.000091155	\$ 574.76	3,757.94	187.90	0.000108415	59.63	634.38	78.06
Canton city	0.05	41,374.53	2,068.73	0.000294849	\$ 1,859.10	8,520.57	426.83	0.000245815	135.20	1,994.30	176.99
Cape Girardeau city	0.05	1,754,317.09	87,716.35	0.012501951	\$ 803.03	45,079.44	2,253.97	0.013186637	7,252.60	86,080.68	9,494.31
Cardwell city	0.02	44,678.82	893.58	0.000127359	\$ 78,828.08	12,373.88	247.48	0.000142792	78.54	881.57	102.81
Carl Junction city	0.05	336,580.25	15,829.51	0.002388660	\$ 15,124.18	88,259.64	4,412.96	0.002546251	1,400.44	16,524.62	1,833.30
Carrollton city	0.05	134,663.16	4,039.89	0.000575794	\$ 3,650.53	101,956.04	5,097.80	0.002941386	1,617.76	20,241.02	2,117.80
Cartersville city	0.03	812,974.83	40,648.74	0.005795544	\$ 36,529.82	227,777.85	11,388.89	0.006371789	3,614.21	40,144.03	4,731.33
Carthage city	0.05	274,073.77	13,703.69	0.001953146	\$ 12,315.10	85,110.64	4,255.53	0.002455404	1,350.47	13,665.57	1,767.89
Centerville city	0.018	10,000.16	180.00	0.000025655	\$ 161.76	2,381.11	42.86	0.000024730	13.60	175.36	17.81
Centerville town	0.05	10,573.23	528.66	0.000075349	\$ 475.09	2,975.71	148.79	0.000085848	47.22	522.31	61.81
Centralia city	0.05	161,136.38	8,056.82	0.001148314	\$ 7,240.42	41,662.58	2,083.33	0.001201947	661.07	7,901.49	865.40
Chaffee city	0.05	119,901.59	5,995.08	0.000854461	\$ 5,387.60	39,182.27	1,959.11	0.001130391	621.71	6,009.31	813.88
Charlack city	0.11	38,931.10	4,282.42	0.000610361	\$ 3,848.45	9,816.77	1,079.84	0.000623060	342.68	4,191.17	448.60
Charleston city	0.05	243,580.04	12,179.00	0.001735837	\$ 10,944.91	73,731.20	3,686.61	0.002127141	1,168.93	12,114.84	1,531.54
Chesterfield city	0.05	575,678.61	28,783.93	0.004102488	\$ 25,867.26	129,776.23	6,488.81	0.003743986	2,059.19	27,926.46	2,695.67
Chillicothe city	0.03	597,374.14	17,921.22	0.002554259	\$ 16,105.27	138,165.50	4,144.97	0.002391608	1,315.38	17,420.66	1,721.96
Clarksville city	0.05	18,548.15	927.41	0.000132181	\$ 833.43	6,395.26	319.76	0.000184501	101.48	934.91	132.84
Clarkton city	0.00	41,240.41	2,700.00	0.000384823	\$ 2,426.41	900.00	300.00	0.000173097	95.20	2,521.61	124.63
Clayton city	0.08	184,319.69	14,745.58	0.002101643	\$ 13,251.41	38,077.92	3,046.23	0.001757650	966.71	14,218.12	1,265.51
Clinton city	0.05	521,214.43	26,060.72	0.003714337	\$ 23,420.00	150,278.64	7,513.93	0.004335471	2,384.51	25,804.51	3,121.54

	F	G	H	I	J	K	L	M	N	O	P
	CURRENT TAX RATE	ESTIMATED GROSS RECEIPTS OF TRACPHONE FOR CLASS MEMBER 3/07 THRU 12/15	FXG= ESTIMATED BACKTAXES 3/07 THRU 12/15 IF GRT, ELSE 9XANNUAL	HS= CLASS MEMBER SHARE OF BACKTAX AWARD	IKD= CLASS MEMBER'S BACKTAX PAYMENT	ESTIMATED GROSS RECEIPTS OF TRACPHONE FOR CLASS MEMBER DURING 2015	FXK= ESTIMATED BACKTAXES 2015 IF GRT, ELSE 9XANNUAL	KTOTAL ALL KS= CLASS MEMBER SHARE OF INTERIM	MXB= CLASS MEMBER INTERIM AWARD	J+N= TOTAL ESTIMATED PAST TAX	EXM= ROUGH ESTIMATE OF ACCRUED TAXES
CLASS MEMBER											
Columbia city	0.07	4,208,112.48	294,637.87	0.001993850	\$ 284,782.31	975,808.50	66,306.60	0.059412292	21,676.76	286,459.07	28,376.85
Concordia city	0.06	95,885.55	4,794.25	0.000583314	\$ 4,308.48	26,253.87	1,312.89	0.000757412	416.58	4,725.05	545.34
Cool Valley city	0.07	27,920.99	1,954.47	0.000228566	\$ 1,756.42	7,453.15	521.72	0.000301028	365.57	1,921.99	216.74
Cordier city	0.05	16,355.17	817.76	0.000116553	\$ 734.90	5,787.31	289.37	0.000186961	91.83	826.72	120.21
Country Club Hills city	0.08	31,850.59	2,548.05	0.000363166	\$ 2,289.85	9,168.43	733.47	0.000423208	232.76	2,522.62	304.71
Creston city	0.05	12,383.44	619.17	0.000088249	\$ 556.43	3,156.65	157.83	0.000091068	50.09	606.52	65.57
Crestwood city	0.06	243,235.44	14,594.13	0.002080057	\$ 13,115.31	52,096.41	3,125.78	0.001903550	991.95	14,107.26	1,298.56
Creve Coeur city	0.07	259,826.10	18,187.83	0.002592757	\$ 16,344.86	56,193.54	3,933.55	0.002260622	1,248.29	17,593.15	1,654.13
Crystal City city	0.065	155,232.80	10,090.13	0.001438117	\$ 9,087.70	45,783.64	2,975.94	0.001717089	944.40	10,012.10	1,236.30
Crystal Lake Park city	0.05	4,739.24	236.96	0.000033773	\$ 212.95	909.42	45.47	0.000026236	14.43	227.38	18.89
Crystal Lakes city	0.06	19,326.95	966.35	0.000137731	\$ 868.43	5,250.88	262.54	0.000151486	83.32	951.75	109.07
De Soto city	0.07	242,053.21	16,943.72	0.002414939	\$ 15,276.82	65,634.73	4,594.71	0.002551107	1,458.11	16,684.93	1,908.80
Dearborn city	0.05	21,153.00	1,057.65	0.000150744	\$ 950.48	6,566.32	328.32	0.000189435	104.19	1,054.67	136.39
Dedwood city	0.07	127,715.57	8,940.09	0.001274204	\$ 8,034.19	35,757.31	2,503.01	0.001448215	794.32	8,828.51	1,039.84
Des Peres city	0.05	186,705.18	9,335.26	0.001330527	\$ 8,389.32	61,553.41	3,077.67	0.001757988	976.68	9,366.00	1,278.57
Dexter city	0.05	456,871.67	22,841.06	0.003255472	\$ 20,526.60	132,533.29	6,616.66	0.003817756	2,099.77	22,626.37	2,748.78
Doolittle city	0.05	21,943.12	1,075.63	0.000153307	\$ 966.64	5,607.14	280.36	0.000161764	88.97	1,055.61	116.47
Durenweg city	0.004	119,168.65	476.67	0.000067939	\$ 478.37	28,718.91	114.88	0.000068282	36.46	464.83	47.72
East Prairie city	0.05	77,873.15	3,893.66	0.000554951	\$ 3,499.11	24,410.30	1,220.52	0.000704226	387.32	3,886.44	507.04
Edna city	0.05	37,892.81	1,894.64	0.000270037	\$ 1,702.66	5,139.75	256.99	0.000148279	81.55	1,784.21	106.76
Edmundson city	0.06	22,880.50	1,360.83	0.000193955	\$ 1,222.94	6,186.13	371.17	0.000214160	117.79	1,340.73	154.20
El Dorado Springs city	0.05	550,302.84	27,515.14	0.003921651	\$ 24,777.04	172,725.35	8,536.27	0.004983049	2,740.68	27,467.72	3,587.80
Eldon city	0.06	229,421.61	13,765.30	0.001961927	\$ 12,370.46	61,115.13	3,666.91	0.002131773	1,163.67	13,534.14	1,523.36
Elisville city	0.07	149,763.16	10,483.42	0.001494171	\$ 9,431.14	32,368.11	2,265.77	0.001307328	719.03	10,140.17	942.28
Elisberry city	0.05	92,220.14	4,611.01	0.000657193	\$ 4,143.78	22,421.58	1,121.08	0.000646852	355.77	4,499.54	465.73
Essex city	0.02	19,504.91	390.10	0.000055600	\$ 350.57	5,888.99	117.78	0.000067958	37.38	387.95	48.93
Eureka city	0.05	203,930.67	10,196.53	0.001453282	\$ 9,163.32	48,780.95	2,439.05	0.001407309	774.02	9,937.34	1,013.26
Excelsior Springs city	0.06	800,014.08	36,000.84	0.005131093	\$ 32,352.89	163,016.03	9,780.96	0.005643527	3,103.94	35,456.83	4,063.34
Fairfax city	0.05	11,846.97	592.35	0.000084426	\$ 532.33	2,181.05	109.05	0.000062922	34.61	586.93	45.30
Fairview town	0.07	23,534.52	1,647.42	0.000234801	\$ 1,480.48	5,902.41	413.17	0.000238395	131.12	1,613.60	171.64
Farmington city	0.05	490,806.43	24,540.32	0.003497659	\$ 22,053.66	151,782.68	7,589.13	0.004378862	2,408.37	24,462.03	3,152.78
Payette city	0.05	125,844.24	6,292.21	0.000896810	\$ 5,654.62	29,851.35	1,492.57	0.000861196	473.66	6,128.28	620.06
Penton city	0.05	93,528.28	4,676.41	0.000666651	\$ 4,202.55	21,285.17	1,064.26	0.000614068	357.74	4,540.29	442.13
Perguson city	0.06	551,094.32	33,065.66	0.004712750	\$ 29,715.13	138,245.45	8,294.73	0.004785983	2,632.29	32,347.42	3,445.91
Perrisview village	0.05	23,189.48	1,341.57	0.000162705	\$ 1,025.90	7,604.72	380.24	0.000219393	120.67	1,146.56	157.96
Pestus city	0.065	343,340.26	15,450.31	0.00202087	\$ 13,884.74	95,095.99	4,279.32	0.002469129	1,358.02	15,242.76	1,777.77

CLASS MEMBER	CURRENT TAX RATE	ESTIMATED GROSS RECEIPTS OF CLASS MEMBER 3/07 THRU 12/15	FAG= ESTIMATED BACKTAXES 3/07 THRU 12/15 IF GRT, ELSE 9% ANNUAL	H/ TOTAL ALL MEMBER SHARE OF BACKTAX AWARD	I/D= CLASS MEMBER'S BACKTAX PAYMENT	ESTIMATED GROSS RECEIPTS OF TRACPHONE FOR CLASS MEMBER DURING 2015	P/R= ESTIMATED BACKTAXES 2015 IF GRT, ELSE 1% ANNUAL	K/ TOTAL ALL MEMBER SHARE OF INTERIM	M/B= CLASS MEMBER INTERIM AWARD	J/N= TOTAL ESTIMATED PAST TAX	E/M= ROUGH ESTIMATE OF ACCRUED TAXES
Flordell Hills city	0.05	20,825.38	1,041.27	0.000148409	\$ 935.76	5,994.75	299.74	0.000172946	95.12	1,030.88	124.52
Florissant city	0.07	1,191,295.40	81,234.52	0.011578314	\$ 73,003.05	272,520.84	19,076.46	0.031008946	6,053.82	79,056.87	7,975.00
Foley city	0.06	6,134.48	369.27	0.000052631	\$ 331.85	1,434.02	86.04	0.000049645	27.30	359.16	35.74
Forisell city	0.05	13,791.23	413.74	0.000058969	\$ 371.81	3,206.72	96.20	0.000055507	30.53	402.34	39.97
Frankford city	0.05	11,936.68	596.83	0.000085065	\$ 536.36	2,615.92	130.80	0.000075468	41.51	577.85	54.34
Fredericktown city	3500	142,273.86	31,500.00	0.004489601	\$ 28,308.11	42,656.09	3,500.00	0.002019469	1,110.71	29,418.82	1,454.02
Frontenac city	0.08	35,205.79	2,816.46	0.00401422	\$ 2,531.07	6,755.69	540.46	0.000311838	171.51	2,702.58	224.52
Fulton city	0.08	492,449.22	39,395.94	0.005614986	\$ 35,403.96	124,477.76	9,958.22	0.005745804	3,160.19	38,564.15	4,136.98
Gerald city	0.05	42,233.45	2,111.67	0.000306970	\$ 1,897.70	12,571.29	618.56	0.000356906	196.30	2,094.00	256.97
Gilead city	0.05	31,785.65	1,589.28	0.000226516	\$ 1,478.24	11,193.58	559.68	0.000322930	177.61	1,605.85	232.51
Gladstone city	0.07	704,340.19	49,503.81	0.007027126	\$ 44,307.87	172,010.96	12,040.77	0.006947415	3,821.08	48,128.95	5,002.14
Glasgow city	0.05	33,698.59	1,684.93	0.000240148	\$ 1,514.20	5,104.51	255.23	0.000347263	80.99	1,595.19	106.03
Glendale city	0.09	96,509.67	8,685.87	0.001237971	\$ 7,805.73	19,525.61	1,757.31	0.001013949	557.67	8,363.41	730.04
Goodman town	0.04	98,667.93	3,946.72	0.000562514	\$ 3,546.80	28,279.82	1,131.19	0.000652688	358.98	3,905.78	469.94
Gower city	0.05	55,254.90	2,762.75	0.000393766	\$ 2,482.80	11,681.80	584.09	0.000337015	185.36	2,668.16	242.65
Grain Valley city	0.05	275,266.20	13,763.31	0.001951644	\$ 12,368.68	59,614.16	2,880.71	0.001719842	945.91	13,314.59	1,238.29
Grandview city	0.07	807,721.59	56,540.51	0.006058551	\$ 50,811.28	201,972.83	14,138.10	0.008157556	4,486.66	55,297.93	5,873.44
Greendale city	0.05	15,263.38	763.18	0.000308774	\$ 685.85	4,091.22	204.56	0.000118030	64.92	750.76	84.98
Greenfield city	0.06	170,864.37	10,231.86	0.001461167	\$ 9,213.04	49,221.63	2,953.66	0.001704234	937.33	10,150.37	1,227.05
Hallsville city	0.05	60,678.27	3,033.91	0.000432415	\$ 2,776.49	14,051.25	702.56	0.000405372	272.95	2,949.44	291.87
Hannibal city	0.05	434,022.13	20,701.11	0.002950467	\$ 18,603.47	92,829.50	4,541.47	0.002678089	1,472.95	20,076.42	1,938.22
Hawk Point city	0.05	28,425.38	1,421.27	0.000202569	\$ 1,277.25	6,537.95	326.90	0.000188617	103.74	1,380.99	135.80
Hayti city	0.05	110,328.24	5,516.41	0.000786238	\$ 4,957.44	34,207.71	1,710.39	0.000988877	542.76	5,500.22	710.55
Hayti Heights city	0.05	23,460.60	1,175.03	0.000167189	\$ 1,054.17	7,274.05	363.70	0.000109853	115.42	1,166.59	151.09
Hazelwood city	0.06	707,430.65	42,845.84	0.006049579	\$ 38,144.82	164,644.15	9,878.65	0.005699892	3,134.94	41,279.76	4,103.92
Herzlake city	0.0532	88,374.03	4,701.50	0.000670091	\$ 4,275.10	20,330.07	1,081.56	0.000624050	343.23	4,568.32	449.32
Higbee city	0.05	21,108.00	1,055.40	0.000150423	\$ 948.46	4,549.34	227.47	0.000131246	72.19	1,020.64	94.50
Higginsville city	0.05	152,611.57	7,630.58	0.001087564	\$ 6,857.37	48,546.92	2,427.35	0.001400557	770.31	7,637.68	1,008.40
Hillsboro city	0.05	103,594.74	5,179.74	0.000738252	\$ 4,654.88	26,663.61	1,333.18	0.000760233	423.08	5,077.95	553.85
Hillsdale village	0.06	34,311.85	2,058.71	0.000293422	\$ 1,850.10	9,167.51	550.05	0.000317374	174.56	2,024.66	228.51
Holton city	0.05	81,054.03	4,052.70	0.000577619	\$ 3,842.04	23,973.23	1,198.66	0.000691617	380.39	4,022.43	497.96
Holt city	0.05	16,785.41	839.27	0.000119619	\$ 754.23	3,983.03	199.15	0.000114909	63.20	817.43	82.73
Holts Summit city	0.05	133,253.55	6,662.68	0.000949612	\$ 5,987.55	34,464.63	1,723.23	0.000994289	546.86	6,534.41	715.89
Homesdale village	0.05	9,663.48	483.17	0.000088865	\$ 434.21	2,625.48	131.27	0.000075743	41.66	475.87	54.53
Hopkins city	0.04	5,309.04	212.36	0.000107267	\$ 190.84	459.36	18.37	0.000010602	5.83	196.67	7.63
Houston city	0.05	203,589.35	10,179.47	0.001450849	\$ 9,147.99	54,314.35	2,735.72	0.001166945	861.82	10,009.80	1,128.20
Houston Lake city	0.1	6,050.10	605.01	0.000086230	\$ 543.70	1,414.98	141.50	0.000081643	44.90	588.61	58.78
Howardville city	0.05	22,573.92	1,128.70	0.000160870	\$ 1,014.33	6,257.42	312.87	0.000180524	99.29	1,113.61	129.98
Huntsville city	0.05	27,086.36	1,354.32	0.000193027	\$ 1,217.09	5,561.99	268.10	0.000154691	85.08	1,302.17	111.38
Iberia city	0.05	31,675.41	1,583.77	0.000225730	\$ 1,473.29	8,681.89	434.09	0.000250469	137.76	1,561.05	180.34
Independence city	0.0908	3,360,930.41	305,172.48	0.043495326	\$ 274,249.45	766,516.58	89,599.71	0.040158406	22,087.12	296,336.57	28,914.05





CLASS MEMBER	CURRENT TAX RATE	ESTIMATED GROSS RECEIPTS OF CLASS MEMBER 3/07 THRU 12/15	ESTIMATED BACKTAXES 3/07 THRU 12/15 IF GRT, ELSE 9% ANNUAL	H/TOTAL ALL RS= CLASS MEMBER SHARE OF BACKTAX AWARD	WO= CLASS MEMBER'S BACKTAX PAYMENT	ESTIMATED GROSS RECEIPTS OF CLASS MEMBER DURING 2015	ESTIMATED GROSS PAY= ESTIMATED BACKTAXES 2015 IF GRT, ELSE 1% ANNUAL	K/TOTAL ALL RS= CLASS MEMBER SHARE OF INTERIM	MAX= CLASS MEMBER INTERIM AWARD	JAN= TOTAL ESTIMATED PAST TAX	EXM= ROUGH ESTIMATE OF ACCRUED TAXES
Lilbourn city	0.05	88,468.90	4,423.44	0.000630460	\$ 3,975.22	23,244.88	1,162.26	0.000670604	368.83	4,344.05	482.84
Linn city	0.05	41,308.15	2,065.31	0.0007994362	\$ 1,856.03	10,713.32	535.67	0.000305075	169.99	2,026.07	222.53
Lockwood city	50	106,059.62	450.00	0.000064137	\$ 404.40	28,799.47	50.00	0.000028850	15.87	420.27	20.77
Louisiana city	0.06	155,347.16	9,320.83	0.001328470	\$ 6,376.35	56,888.40	3,413.30	0.001969446	1,083.20	9,459.55	1,418.00
Macon city	0.07	310,962.54	7,767.38	0.001107061	\$ 6,980.31	16,881.58	1,181.71	0.000681836	375.01	7,355.32	490.92
Malden city	0.07	171,554.48	12,008.81	0.001711581	\$ 10,791.96	48,900.58	3,423.04	0.001975064	1,086.28	11,878.25	1,422.05
Manchester city	0.05	300,203.96	13,352.17	0.001903045	\$ 11,999.20	66,557.77	3,327.89	0.001920162	1,056.09	13,055.29	1,382.52
Maplewood city	0.05	263,768.60	23,739.17	0.003383474	\$ 21,333.69	55,200.60	4,968.05	0.002866523	1,576.59	22,910.28	2,063.90
Marble Hill city	0.025	102,234.69	2,555.84	0.000364277	\$ 2,296.86	31,513.66	782.84	0.000451693	248.43	2,545.29	325.22
Marceline city	0.05	64,219.10	3,210.96	0.000457648	\$ 2,885.59	11,491.09	574.55	0.000331513	182.33	3,067.92	238.69
Marquand city	0.05	7,576.61	378.83	0.000053994	\$ 340.44	1,809.39	90.47	0.000052200	28.71	369.15	37.58
Marshfield city	0.05	520,575.62	26,078.78	0.003709805	\$ 23,391.29	158,445.76	7,922.29	0.004571089	2,514.10	25,905.39	3,291.18
Marston city	0.05	33,359.91	1,668.00	0.000237734	\$ 1,498.98	10,004.88	500.24	0.000288636	158.75	1,657.73	207.82
Marshville city	0.06	27,766.52	1,665.99	0.000237649	\$ 1,497.18	5,712.74	342.76	0.000197772	108.77	1,605.95	142.40
Martinsburg town	0.02	17,345.55	346.91	0.000049444	\$ 311.76	5,045.72	100.91	0.000058227	32.02	343.78	41.92
Maryland Heights city	0.055	610,937.58	33,601.56	0.004789130	\$ 30,196.72	136,922.21	7,530.72	0.004345159	2,389.84	32,586.56	3,128.51
Maryville city	0.05	201,610.97	10,080.55	0.001836751	\$ 9,059.09	44,354.53	2,217.73	0.001279608	703.78	9,762.87	921.52
Matthews city	0.05	29,341.16	1,467.06	0.000209095	\$ 1,318.40	10,624.14	531.21	0.000306502	168.58	1,486.98	220.88
Mexico city	0.07	575,173.36	40,262.14	0.005738462	\$ 36,182.39	155,569.04	10,889.83	0.006283336	3,455.83	39,638.22	4,524.00
Miner city	0.05	54,271.69	2,713.58	0.000386759	\$ 2,438.82	15,718.99	785.95	0.000453486	249.42	2,688.04	326.51
Moberly city	0.06	409,046.12	32,723.69	0.004664010	\$ 29,407.81	93,913.35	7,513.07	0.004334973	2,384.23	31,792.04	3,321.18
Moline Acres city	0.05	61,090.75	3,054.54	0.000435354	\$ 2,745.02	17,588.95	879.30	0.000507347	279.04	3,024.06	365.29
Monett city	0.05	663,315.48	33,165.77	0.004727019	\$ 29,806.10	208,736.32	10,436.82	0.006021949	3,312.07	33,117.17	4,335.80
Monte Carlo city	0.02	77,894.52	1,557.89	0.000222041	\$ 1,400.03	33,316.55	266.33	0.000153673	84.52	1,484.55	110.64
Montgomery City	0.05	159,575.66	7,978.78	0.001137192	\$ 7,170.30	41,964.75	2,098.24	0.001210664	665.87	7,836.16	871.68
Montrose city	0.05	31,407.37	1,570.37	0.000223820	\$ 1,411.24	12,176.08	608.80	0.000351274	193.20	1,604.44	252.92
Morehouse city	0.05	47,043.22	2,352.06	0.000335232	\$ 2,113.73	12,180.32	609.02	0.000351397	193.27	2,307.00	253.01
Mosby city	0.05	9,683.48	483.17	0.000068865	\$ 434.21	2,825.44	131.27	0.000075743	41.66	475.87	54.53
Mound city	0.05	26,267.79	1,313.39	0.000187193	\$ 1,180.30	7,306.54	365.33	0.000210790	115.93	1,296.24	151.77
Mount Vernon city	0.05	356,011.09	17,800.55	0.002537660	\$ 15,996.83	101,184.67	5,059.23	0.002919132	1,605.52	17,602.35	2,101.78
Mountain Grove city	0.05	326,872.28	16,343.61	0.002329407	\$ 14,687.52	82,572.05	4,128.60	0.002382167	1,310.19	15,997.71	1,715.16
Neosho city	0.06	828,713.48	41,435.67	0.005905703	\$ 37,237.01	245,532.26	12,276.61	0.007083496	3,895.92	41,132.93	5,100.12
Nevada city	0.06	883,962.59	53,057.76	0.007559314	\$ 47,663.46	239,669.36	14,380.16	0.008297224	4,563.47	52,226.93	5,974.00
New Florence city	20	32,265.01	180.00	0.000225655	\$ 161.76	6,894.63	20.00	0.000011540	6.35	168.11	8.31
New Franklin city	2000	38,457.68	19,800.00	0.002822035	\$ 17,793.67	10,856.66	2,200.00	0.001269380	698.16	18,491.85	913.95
New Haven city	0.05	46,826.41	2,341.32	0.000333701	\$ 2,104.08	9,548.38	477.42	0.000275466	151.51	2,255.58	198.34
New Madrid city	0.05	156,826.88	7,841.34	0.001117603	\$ 7,046.78	45,405.60	2,270.28	0.001309931	720.46	7,767.25	943.15
Normandy city	0.08	117,904.13	9,432.33	0.001344362	\$ 8,476.56	31,662.43	2,532.99	0.001461515	803.83	9,280.39	1,052.29

CLASS MEMBER	CURRENT TAX RATE	ESTIMATED GROSS RECEIPTS OF TRACPHONE FOR CLASS MEMBER 3/07 THRU 12/31	PAY= ESTIMATED BACKTAXES 3/07 THRU 12/31 IF GRT, ELSE 9% ANNUAL	H/TOTAL ALL HS= CLASS MEMBER SHARE OF BACKTAX AWARD	WD= CLASS MEMBER'S BACKTAX PAYMENT	ESTIMATED GROSS RECEIPTS OF TRACPHONE FOR CLASS MEMBER DURING 2015	PAY= ESTIMATED BACKTAXES 2015 IF GRT, ELSE 9% ANNUAL	K/TOTAL ALL KS= CLASS MEMBER SHARE OF INTERIM AWARD	MIB= CLASS MEMBER INTERIM AWARD	MM= TOTAL ESTIMATED PAST TAX	EXM= ROUGH ESTIMATE OF ACCRUED TAXES
North Kansas City city	0.05	131,442.37	6,572.12	0.000936705 \$	5,906.17	31,008.22	1,550.16	0.000894429	491.94	6,398.10	643.99
Northmoor city	0.05	8,551.94	675.00	0.000956206 \$	606.50	2,063.45	75.00	0.00043274	23.80	630.40	31.16
Northwoods city	0.1	98,654.18	9,865.42	0.001406089 \$	8,865.76	26,334.46	2,633.45	0.001519475	835.71	9,701.47	1,094.02
Norman city	0.1	32,530.22	3,253.02	0.000863644 \$	2,923.39	8,875.37	887.54	0.000532103	281.66	3,205.05	368.71
Nowinger city	0.05	24,649.88	1,232.49	0.000175664 \$	1,107.61	4,580.22	229.01	0.000132137	72.68	1,180.28	95.14
Oak Grove city	0.05	190,363.79	9,518.19	0.001356599 \$	8,553.71	47,267.61	2,363.38	0.001363649	750.01	9,303.72	981.83
Oakland city	0.04	23,382.21	932.81	0.000132950 \$	838.29	4,762.76	190.51	0.000109923	60.46	858.74	79.14
Odessa city	0.05	149,362.66	7,468.13	0.001064411 \$	6,711.39	42,915.27	2,145.76	0.001238086	680.95	7,392.34	891.42
O'Fallon city	0.05	1,462,754.23	73,137.71	0.010424101 \$	65,726.69	346,100.05	17,305.00	0.009848431	5,491.86	71,218.35	7,189.08
Olivette city	0.1	172,843.15	17,284.32	0.002463482 \$	15,532.90	43,551.89	4,355.19	0.002512905	1,382.10	16,915.00	1,809.29
Oran city	0.05	66,326.66	3,316.33	0.000472667 \$	2,980.29	24,382.04	1,219.10	0.000703411	386.88	3,367.17	506.46
Oronogo city	0.05	110,559.88	5,527.99	0.000787889 \$	4,967.84	30,919.57	1,545.98	0.000692016	490.61	5,458.45	642.25
Orrick city	0.06	46,197.14	2,771.83	0.000355060 \$	2,490.96	14,206.84	852.41	0.000491833	270.51	2,761.47	354.12
Ozage Beach city	0.03	260,413.16	7,812.40	0.001113478 \$	7,027.70	78,439.32	2,353.18	0.001357764	766.77	7,767.54	977.59
Ozceda city	0.05	89,108.82	225.00	0.000032069 \$	202.20	29,042.98	25.00	0.000014425	7.93	210.13	10.59
Ottumville city	0.04	22,836.21	604.41	0.000086144 \$	543.16	7,384.11	295.36	0.000170423	93.73	636.89	122.70
Overland city	0.05	451,888.85	27,133.33	0.003864362 \$	24,365.95	113,945.79	6,836.75	0.003944742	2,169.61	26,435.55	2,840.21
Owensville city	0.05	73,816.40	3,338.11	0.000475771 \$	2,998.86	21,947.41	1,097.37	0.000633173	348.25	3,348.10	455.88
Pacific city	0.08	283,449.68	22,675.97	0.003231939 \$	20,378.23	80,318.17	6,405.45	0.003707429	2,039.09	22,417.31	2,869.35
Pagedale city	0.08	75,345.99	6,027.67	0.000859106 \$	5,416.89	23,353.77	1,868.30	0.001077993	592.90	6,009.79	776.15
Palmyra city	0.05	84,640.18	4,232.01	0.000603176 \$	3,803.18	19,453.58	972.68	0.000561227	308.67	4,111.86	404.08
Park city	0.02	34,237.04	684.74	0.000097594 \$	615.36	6,546.22	170.92	0.000086622	54.34	669.60	71.01
Park Hills city	0.05	333,722.35	16,686.12	0.002378223 \$	14,995.32	110,638.16	5,531.91	0.003191861	1,755.52	16,750.84	2,298.14
Parkville city	0.05	129,042.88	6,452.14	0.000319605 \$	5,798.35	27,482.84	1,374.14	0.000792867	436.08	6,234.43	570.86
Parma city	0.05	39,858.84	1,993.44	0.000284119 \$	1,791.45	11,580.31	579.52	0.000334375	189.91	1,975.35	240.75
Pasadena Hills city	0.05	21,716.33	1,085.82	0.000154758 \$	975.79	5,796.89	289.84	0.000167238	91.98	1,067.77	120.41
Peculiar city	0.05	134,548.01	6,727.40	0.000358836 \$	6,045.72	34,651.97	1,732.60	0.000996994	549.83	6,595.55	719.78
Perryville city	0.05	361,126.83	18,056.34	0.002573517 \$	16,226.70	109,767.31	5,488.37	0.003166738	1,741.71	17,968.40	2,280.05
Pewee city	0.05	233,323.99	11,001.38	0.001567994 \$	9,886.62	62,486.05	3,124.30	0.001802695	591.48	10,878.10	1,297.94
Pickering town	0.1	1,449.66	144.97	0.000020662 \$	130.28	200.19	20.02	0.000011551	6.35	136.63	8.32
Piedmont city	0.05	55,910.28	2,795.51	0.000398436 \$	2,512.25	14,828.09	741.40	0.000427784	235.28	2,747.53	306.06
Pierce City city	0.05	83,696.42	4,194.82	0.000596450 \$	5,760.77	25,176.71	1,238.84	0.000726337	399.49	4,160.26	522.96
Pine Lawn city	0.07	72,954.65	5,106.83	0.000727861 \$	4,589.15	19,190.63	1,343.34	0.000775097	426.30	5,015.66	558.07
Platte City city	0.05	115,181.93	5,759.10	0.000820827 \$	5,175.53	26,912.24	1,345.61	0.000776406	427.02	5,602.55	559.01
Platte Woods city	0.05	9,680.16	484.01	0.000068984 \$	434.96	2,263.96	113.20	0.000065316	35.92	470.89	47.03
Plattsburg city	0.05	146,784.01	7,359.20	0.001046034 \$	6,595.52	31,608.33	1,580.42	0.000911886	501.54	7,087.06	856.56
Pleasant Hill city	0.05	258,114.36	12,905.72	0.001639414 \$	11,597.99	63,979.98	3,199.00	0.001845794	1,015.19	12,613.17	1,328.97
Pleasant Valley city	0.05	69,044.29	3,452.21	0.000492034 \$	3,102.40	16,676.38	831.32	0.000479564	263.82	3,366.22	345.36
Poplar Bluff city	0.05	1,061,089.47	53,054.47	0.007561696 \$	47,678.48	284,400.62	14,220.03	0.008204830	4,512.66	52,191.14	5,907.48
Portageville city	0.05	127,317.81	6,365.89	0.000907311 \$	5,720.84	40,761.19	2,038.06	0.001175942	646.77	6,367.61	846.68

CLASS MEMBER	CURRENT TAX RATE	ESTIMATED GROSS RECEIPTS OF CLASS MEMBER 3/07 THRU 12/15	FAG= ESTIMATED BACKTAXES 3/07 THRU 12/15 IF GRT, ELSE 9% ANNUAL	H/TOTAL ALL HS= CLASS MEMBER SHARE OF BACKTAX AWARD	IND= CLASS MEMBER'S BACKTAX PAYMENT	ESTIMATED GROSS RECEIPTS OF TRACPHONE FOR CLASS MEMBER DURING 2015	FAG= ESTIMATED BACKTAXES 2015 IF GRT, ELSE 1% ANNUAL	K/TOTAL ALL KS= CLASS MEMBER SHARE OF INTERIM	M= CLASS MEMBER INTERIM AWARD	J+N= TOTAL ESTIMATED PAST TAX	EXM= ROUGH ESTIMATE OF ACCRUED TAXES
Porter city	0.05	63,747.35	3,187.36	0.000454283	\$ 2,864.38	17,704.05	885.20	0.000510754	280.91	3,145.30	367.74
Punko city	0.05	58,089.75	2,904.49	0.000413968	\$ 2,610.18	16,404.05	820.20	0.000473250	260.29	2,870.46	340.74
Quinn city	0.04	23,579.36	943.17	0.000134428	\$ 847.60	8,613.75	344.55	0.000198802	109.34	956.94	143.14
Raymore city	0.07	351,276.00	24,589.32	0.003504543	\$ 22,097.89	85,899.89	6,012.99	0.003469442	1,908.19	24,005.89	2,498.00
Raytown city	0.07	772,020.73	54,041.45	0.007702367	\$ 48,568.45	177,991.01	12,459.37	0.007188945	3,953.92	52,519.37	5,176.04
Republic city	0.03	856,265.88	25,687.98	0.003661231	\$ 23,085.02	237,658.42	7,129.75	0.004113803	2,262.59	25,347.61	2,861.94
Rich Hill city	0.03	145,903.43	4,377.10	0.000623855	\$ 3,933.57	43,095.66	1,292.87	0.000745974	430.29	4,343.86	537.10
Richmond city	0.06	367,799.43	22,067.97	0.003145282	\$ 19,831.83	122,618.22	7,357.09	0.004244977	2,334.74	22,166.56	3,056.38
Richmond Heights city	0.06	177,936.48	10,676.19	0.001521645	\$ 9,594.37	44,557.54	2,673.45	0.001542558	848.41	10,442.78	1,110.64
Risco city	0.02	28,606.72	572.13	0.000081545	\$ 514.16	7,684.34	133.68	0.000088674	48.77	562.93	63.85
Riverside city	0.05	96,370.79	4,818.54	0.000686772	\$ 4,330.28	24,979.08	2,248.95	0.000720635	396.35	4,726.63	518.86
Rock Hill city	0.06	87,373.05	6,988.84	0.000996242	\$ 6,281.57	18,067.83	1,445.43	0.000833966	458.70	6,740.26	600.48
Rock Port city	0.05	35,293.63	1,764.68	0.000251515	\$ 1,583.87	7,118.38	355.92	0.000205362	112.95	1,698.87	147.86
Rolla city	0.06	752,029.80	37,601.68	0.003552229	\$ 33,791.34	190,006.66	9,500.33	0.003481607	3,014.88	36,806.23	3,946.76
Rosebud city	0.03	12,046.06	361.38	0.000051507	\$ 324.76	2,093.29	62.80	0.000036234	19.93	344.69	26.09
Russellville city	0.005	24,343.86	121.72	0.000017348	\$ 109.39	6,000.72	30.00	0.000017312	9.32	118.93	12.46
Salem city	0.05	224,298.82	11,214.94	0.001598432	\$ 10,078.53	55,090.09	2,754.50	0.001589324	874.13	10,952.66	1,144.31
Salisbury city	0.05	32,168.07	1,571.11	0.000223925	\$ 1,411.91	5,128.59	256.43	0.000247957	81.38	1,493.28	106.53
Savannah city	0.05	193,922.83	9,696.14	0.001381962	\$ 8,713.63	42,348.66	2,117.43	0.001233740	671.96	9,385.59	879.65
Scott City city	0.025	219,858.97	5,496.47	0.000783396	\$ 4,939.52	66,547.54	1,666.19	0.000961376	528.76	5,468.27	692.19
Sedalia city	0.06	1,410,688.47	84,541.31	0.012063674	\$ 76,064.63	417,851.66	25,077.30	0.014469261	7,958.09	84,012.72	10,417.87
Seneca city	0.05	67,776.21	3,383.81	0.000482997	\$ 3,045.42	23,342.30	1,167.13	0.000673415	370.38	3,415.80	484.86
Shelbyville city	0.05	133,133.45	6,556.67	0.000948756	\$ 5,981.15	36,405.01	1,820.25	0.001050268	577.65	6,559.80	756.19
Shelbyville city	0.05	16,071.07	803.55	0.000114528	\$ 722.13	2,328.98	116.45	0.000067190	36.95	759.08	48.38
Shrewsbury city	0.0725	117,758.20	8,537.18	0.001216779	\$ 7,672.11	24,645.67	1,786.81	0.001030974	567.04	8,239.15	742.30
Sikeston city	0.05	889,803.37	44,490.17	0.006341051	\$ 39,981.99	257,718.31	12,885.92	0.007435058	4,089.28	44,071.28	5,353.24
Silcox village	0.05	5,808.38	290.42	0.000041393	\$ 260.99	1,378.76	58.94	0.000034007	18.70	279.69	24.48
Slater city	0.05	93,372.08	4,689.60	0.000665402	\$ 4,195.54	24,080.76	1,204.04	0.000694719	382.10	4,577.63	500.20
Smithton city	0.05	36,192.24	1,785.13	0.000254429	\$ 1,604.24	11,092.20	554.61	0.000320065	176.00	1,780.24	230.40
Smithville city	0.05	262,459.40	12,127.97	0.001727851	\$ 10,894.55	58,885.52	2,944.28	0.001698820	934.35	31,828.90	3,223.15
St. Ann city	0.09	381,194.55	34,307.51	0.004889747	\$ 30,833.14	92,491.85	8,324.27	0.004803027	2,641.66	33,472.81	3,458.18
St. Charles city	0.067	1,561,146.43	105,728.64	0.015069189	\$ 95,015.19	370,408.58	24,817.38	0.014319403	7,875.67	107,890.86	10,309.97
St. Clair city	0.1	214,133.45	21,413.34	0.003051980	\$ 19,243.54	64,052.59	6,405.26	0.003695777	2,032.68	21,276.21	2,560.96
St. John city	0.05	183,818.83	9,190.94	0.001309958	\$ 8,259.63	46,387.97	2,319.40	0.001338272	736.05	8,995.68	963.56
St. Joseph city	0.07	3,061,382.29	214,296.76	0.030543080	\$ 192,582.14	737,330.24	51,613.12	0.029780305	18,379.17	208,961.30	21,441.82
St. Louis city	0.075	8,134,496.69	610,087.25	0.086953972	\$ 548,267.30	2,126,992.45	159,514.43	0.092044167	50,624.29	598,891.59	66,271.80
St. Louis County	0.05	6,545,375.70	327,268.79	0.046640647	\$ 294,106.74	1,518,740.10	75,937.01	0.043814970	24,098.23	318,204.98	33,546.78
St. Mary city	0.05	13,608.68	680.43	0.000096980	\$ 611.49	3,543.45	177.17	0.000102227	56.22	667.71	73.60
St. Robert city	1600	228,139.44	14,400.00	0.002052389	\$ 12,940.85	59,594.01	1,600.00	0.000923186	507.75	13,448.60	664.59
Stanberry city	300	51,767.58	2,700.00	0.000384823	\$ 2,426.41	6,330.68	300.00	0.000173097	95.20	2,521.61	124.63

		F	G	H	I	J	K	L	M	N	O	P
		CURRENT TAX RATE	ESTIMATED GROSS RECEIPTS OF TRACPHONE FOR CLASS MEMBER 3/07 THRU 12/15	PKG= ESTIMATED BACKTAXES 3/07 THRU 12/15 IF GRT, ELSE \$6 ANNUAL	H/TOTAL ALL HS= CLASS MEMBER SHARE OF BACKTAX AWARD	IND= CLASS MEMBER'S BACKTAX PAYMENT	ESTIMATED GROSS RECEIPTS OF TRACPHONE FOR CLASS MEMBER DURING 2015	PKG= ESTIMATED BACKTAXES 2015 IF GRT, ELSE \$6 ANNUAL	K/TOTAL ALL KS= CLASS MEMBER SHARE OF INTERIM	MXB= CLASS MEMBER INTERIM AWARD	JNH= TOTAL ESTIMATED PAST TAX	EXM= ROUGH ESTIMATE OF ACCRUED TAXES
CLASS MEMBER												
Ste. Genevieve city	34.00		350,536.37	30,600.00	0.004361327	\$ 27,499.31	42,434.54	3,400.00	0.001961769	1,078.97	28,578.28	1,412.47
Stockton city	0.05		267,018.29	13,350.91	0.001902896	\$ 11,998.07	80,853.35	4,042.67	0.002332583	1,282.92	33,280.99	1,679.46
Stover city	0.025		53,382.24	1,334.56	0.000190210	\$ 1,195.33	13,008.96	375.22	0.000187651	303.21	1,302.53	135.11
Strasburg city	0.05		17,077.58	853.88	0.000121701	\$ 767.36	4,378.45	216.42	0.000124874	68.68	836.04	89.91
Sturgeon city	0.05		30,535.77	1,526.79	0.000217537	\$ 1,371.63	5,714.85	285.74	0.000164871	90.68	1,462.31	118.71
Sugar Creek city	0.1		108,348.35	10,834.84	0.001544257	\$ 9,736.94	26,448.72	2,644.87	0.001526068	839.34	10,576.28	1,098.77
Sullivan city	25		294,872.00	275.00	0.000032069	\$ 202.20	91,443.58	25.00	0.000014425	7.93	210.13	10.59
Sunset Hills city	0.075		145,648.24	10,923.62	0.001556911	\$ 9,816.73	28,483.72	2,136.26	0.001232614	677.94	10,494.67	887.48
Sweet Springs city	0.05		130,678.08	6,531.90	0.000693258	\$ 5,871.83	40,400.20	2,020.01	0.001655528	641.04	6,512.87	838.18
Tarkio city	0.0146		52,241.01	762.72	0.000108708	\$ 685.43	9,268.96	135.33	0.000076083	42.95	728.38	56.22
Thayer city	0.01		117,138.55	1,171.39	0.000166954	\$ 1,052.69	28,078.03	280.78	0.000162008	88.10	1,141.79	116.65
Tipton city	0.05		125,187.70	6,253.39	0.000892132	\$ 5,625.12	31,192.18	1,559.61	0.000899880	494.93	6,120.06	647.91
Town and Country city	0.07		128,976.39	9,028.35	0.001286783	\$ 8,113.51	26,979.98	1,888.60	0.001089705	599.34	8,712.85	784.59
Trenton city	0.05		848,258.74	42,412.94	0.006044990	\$ 38,115.25	214,603.08	10,730.15	0.006191703	3,405.16	41,520.41	4,457.67
Troy city	0.02		367,487.22	7,348.74	0.001047537	\$ 6,605.00	91,354.68	1,827.09	0.001054217	579.82	1,184.82	759.04
Union city	0.06		407,530.70	28,451.84	0.003465048	\$ 21,974.14	117,272.15	7,036.33	0.004059899	2,232.94	24,207.09	2,923.13
University City city	0.09		755,401.73	67,986.16	0.009698655	\$ 61,097.14	177,173.50	15,945.61	0.009200476	5,060.26	66,157.40	6,624.34
Uplands Park village	0.08		10,547.93	799.33	0.000113926	\$ 718.33	2,815.63	225.25	0.000123968	71.48	789.81	93.58
Ulrich city	0.02		16,113.37	327.27	0.000045932	\$ 289.61	4,506.22	90.12	0.000052001	28.60	318.21	37.44
Valley Park city	0.05		149,863.51	7,493.18	0.001067980	\$ 6,733.89	35,754.97	1,787.75	0.001031515	567.33	7,301.23	742.69
Van Buren town	0.01		30,558.85	305.59	0.000043555	\$ 274.62	8,578.65	85.79	0.000049498	27.22	301.85	35.64
Vandalia city	0.05		143,361.95	7,168.10	0.001021648	\$ 6,442.76	34,932.14	1,746.61	0.001007777	554.28	6,996.03	725.60
Velda City city	0.06		32,884.73	1,973.08	0.000281218	\$ 1,773.15	8,778.15	526.69	0.000303895	167.14	1,940.29	218.80
Velda Village Hills village	0.05		24,818.66	1,025.34	0.000146139	\$ 921.45	6,635.07	331.25	0.000191129	305.12	1,026.57	137.63
Versailles city	13.00		116,296.96	9,900.00	0.001411018	\$ 8,896.84	32,969.65	1,100.00	0.000634690	349.08	9,245.92	456.98
Vienna city	0.05		17,787.34	889.37	0.000126759	\$ 799.25	4,441.14	212.06	0.000128125	70.47	869.72	92.25
Vinita Park city	0.05		49,824.48	2,491.22	0.000355067	\$ 2,238.79	12,322.85	616.14	0.000355509	195.53	2,434.32	255.97
Vinita Terrace village	0.02		7,264.17	145.28	0.000020707	\$ 130.56	1,898.68	37.97	0.000021910	12.05	142.61	15.78
Wardell town	0.05		17,700.98	885.05	0.000126143	\$ 795.37	5,709.07	285.45	0.000164764	90.59	885.95	118.59
Warrensburg city	0.06		820,104.77	49,206.29	0.007013226	\$ 44,270.23	225,190.96	13,511.46	0.007795990	4,287.79	48,508.02	5,613.11
Warsaw city	0.02		160,947.39	3,178.10	0.000452965	\$ 2,856.07	43,693.01	873.86	0.000504210	277.32	3,133.38	363.03
Watson Woods city	0.08		32,092.00	2,888.28	0.000411658	\$ 2,595.61	6,496.21	584.66	0.000337543	185.54	2,781.15	242.89
Washington city	0.06		435,879.51	26,152.77	0.003727477	\$ 23,502.72	108,600.37	6,516.02	0.003759686	2,067.83	25,570.55	2,706.97
Waverly city	0.02		35,973.32	719.47	0.000102543	\$ 646.56	10,058.86	201.18	0.000116077	63.84	710.41	83.58
Wayland city	0.05		8,749.07	437.45	0.000063349	\$ 393.13	1,561.86	78.09	0.000046509	24.78	417.91	31.44
Weatherby Lake city	0.1		39,861.95	3,986.19	0.000581461	\$ 3,582.28	8,486.03	848.60	0.000489636	269.30	3,851.58	352.54
Webb City city	0.05		598,849.54	29,842.48	0.004267612	\$ 26,908.42	169,188.58	8,459.43	0.004881015	2,684.56	29,592.97	3,514.33
Webster Groves city	0.07		433,567.40	30,349.72	0.004325655	\$ 27,274.39	90,745.80	6,352.21	0.003665166	2,015.84	29,790.23	2,638.92



# **FAQ EXHIBIT 4**

A		B		C		D		E	
		\$125,000/ MONTH FROM JUNE 1, 2016 UNTIL PRELIMINARY APPROVAL ("INTERIM")*		AMT OF ATTORNEYS' FEES AND EXPENSES REQUESTED		A-C = NET BACK TAX AWARD		ESTIMATED ACCRUED UNTIL APPROVAL IS FINAL \$ 720,000.00	
AWARD (\$9 MILLION)*		\$ 9,000,000.00		\$ 550,000.00		\$ 2,694,737.50		\$ 6,305,262.50	

\*Subject to pro rata reduction for certain opt-outs per Settlement Agreement III-A-2

CLASS MEMBER	CURRENT TAX RATE	ESTIMATED GROSS RECEIPTS OF TRAFFICONE FOR CLASS MEMBER 3/07 THRU 12/15		FIRM- ESTIMATED BACKTAXES 3/07 THRU 12/15 IF GRT, ELSE ANNUAL		N/TOTAL ALL HIM- CLASS MEMBER SHARE OF BACKTAX AWARD		HIM- CLASS MEMBER'S BACKTAX PAYMENT		ESTIMATED GROSS RECEIPTS OF TRAFFICONE FOR CLASS MEMBER DURING 2015		FIRM- ESTIMATED BACKTAXES 2015 IF GRT, ELSE ANNUAL		N/TOTAL ALL HIM- CLASS MEMBER SHARE OF INTERIM		HIM- CLASS MEMBER INTERIM AWARD		HIM- TOTAL ESTIMATED PAST TAX		FIRM- ESTIMATE OF ACCRUED TAXES	

**ATTACHMENT B**  
**MISSOURI MUNICIPAL LEAGUE**  
**REQUEST**





Growing Our Communities Together

Dan Ross  
Executive Director

January 5, 2017

Kathleen Rose  
Mayor, Riverside  
President

Kathleen Rose, Mayor  
City of Riverside  
2950 NW Vivion Road  
Riverside, MO 64150

Matthew Robinson  
Mayor, Hazelwood  
Vice President

Randall Rhoads  
Mayor, Lee's Summit  
Past President

Dear Mayor Rose:

In October the City of Riverside received notification of a proposed class action suit settlement with TracFone. Once the proposed settlement receives court approval the City of Riverside is estimated to receive \$4726.27 in unexpected past tax revenue.

The Missouri Municipal League provided support for the suit and settlement plus MML successfully blocked passage of two telecom industry House bills, each of which would have derailed the class action suit resulting in your pending tax refund payment.

Included in the settlement information you received was the opportunity to assign/contribute at least 5% of your TracFone settlement proceeds to the MML Advocacy fund to help cover the costs of our legislative lobbying and advocacy efforts, and our intervention in court cases in Missouri and Washington DC which are only partially supported by the dues cities pay. An assignment form was provided on page 19 to be completed and returned to TracFone who will handle the assignment payments to MML. A copy is attached for your convenience.

I don't have to tell you that local control and traditional municipal revenue streams are under attack by well-funded interests from outside and from within Missouri. It takes resources and your help to combat them. As your MML President, I am asking you for two things to help us combat those that would take away or diminish local control and municipal revenues. First, be willing to call and speak with your legislator about harmful legislation when MML alerts you to a problem. My second request is for you to complete the form to assign a minimum of 5% of your pending TracFone settlement funds to the Missouri Municipal League which will allow MML to continue to fight for cities in the legislature and in the courts. I want to express our sincere appreciation to those cities which have already allocated 5% or more.

Thank you for your consideration and please don't hesitate to contact me or MML Executive Director, Dan Ross at 573-635-9134 if you have any questions.

Sincerely,

Missouri Municipal League

Kathleen L. Rose, President  
Mayor, Riverside



**NOTICE EXHIBIT 3**

**ASSIGNMENT TO MISSOURI MUNICIPAL LEAGUE OR MUNICIPAL LEAGUE OF  
METRO ST. LOUIS**

If you wish to assign part of your Past Tax payment to the Missouri Municipal League or the Municipal League of Metro St. Louis (if you are located within St. Louis or St. Louis County), please complete, sign and mail this form to TracFone's attorneys, postmarked on or before \_\_\_\_\_. The amount of your Past Tax payment will be reduced by the amount assigned.

Political Subdivision: \_\_\_\_\_

Name of Authorized Representative: \_\_\_\_\_

Title: \_\_\_\_\_

Address: \_\_\_\_\_

Assignment Amount: \$ \_\_\_\_\_ or % \_\_\_\_\_

Signature: \_\_\_\_\_

Date: \_\_\_\_\_

Mail to the TracFone Settlement Administrator:

Thompson Coburn LLP  
Attn: TracFone Settlement Administrator  
One US Bank Plaza  
Suite 3500  
St. Louis, MO 63101

	A	B	C	D	E	F	G	H	I	J	K	L	M	
	Riverside Police Department													
1	All Activities													
2	PATROL	2016	Reported Part I CRIMES	Reported Part II CRIMES	Traffic Citations Issued	DUI Arrests	All Other Citations Issued	All Other Arrests Made	Calls For Service	Self-Initiated Activities	Reports Written	POP Activities		
3		January	20	44	182	3	28	89	366	604	215	1		
4		February	17	61	222	1	26	123	377	688	239	2		
5		March	18	49	316	4	27	98	334	850	241	2		
6		April	20	36	165	3	19	85	343	579	197	2		
7		May	13	58	245	3	30	94	402	674	237	3		
8		June	9	47	261	1	32	107	371	719	232	1		
9		July	16	43	187	4	25	86	342	646	218	1		
10		August	13	45	197	1	24	116	384	651	218	2		
11		September	19	61	205	8	21	97	387	563	213	1		
12		October	15	42	172	2	15	81	328	549	204	3		
13		November	19	60	117	4	18	88	340	435	247	3		
14		December	15	50	132	6	25	108	309	479	261	3		
15		Year Total	194	596	2,401	40	290	1,172	4,283	7,437	2,722	24		
16		2016	Searches Conducted	Searches with Positive Results										
17	K-9	2016	Schools	Other	Drugs	People	Other	Mutual Aid	Self-Initiated Activities	Calls for Service	Arrests Made	Training Hours		
18		January	0	9	5	0	0	0	26	17	3	25		
19		February	1	16	7	0	0	1	58	29	5	20		
20		March	2	6	3	0	0	3	76	29	3	22		
21		April	0	8	4	0	0	2	52	43	3	40		
22		May	0	9	6	0	1	1	25	32	4	20		
23		June	0	20	11	1	1	4	21	41	7	16		
24		July	0	8	7	0	0	1	13	51	4	16		
25		August	0	11	4	1	0	4	23	20	5	16		
26		September	1	5	3	0	0	4	9	30	0	60		
27		October	0	3	2	0	0	1	9	44	1	12		
28		November	1	1	0	0	0	0	6	18	2	16		
29		December	0	3	3	0	1	1	28	40	6	4		
30		Year Total	5	99	55	2	3	22	346	394	43	267		
31	CRIMINAL INVESTIGATION UNIT	2016			Charges Filed									
32		2016	Cases Received	Cases Assigned	State	Municipal	Cases Closed	Cases Submitted to Prosecutor	Charges Declined	Cases Exceptional ly Cleared	Reports Written			
33		January	23	23	6	0	8	7	2	1	50			
34		February	17	13	7	2	11	8	0	6	57			
35		March	23	21	9	1	29	10	0	2	75			
36		April	11	9	6	1	8	6	0	1	50			
37		May	18	11	8	0	8	7	1	0	49			
38		June	25	40	6	3	12	12	0	6	80			
39		July	35	35	9	1	28	17	0	1	93			
40		August	21	21	12	0	12	11	0	1	70			
41		September	20	17	4	0	7	4	0	1	42			
42		October	26	29	12	0	14	11	0	1	63			
43		November	7	7	7	0	6	11	0	0	77			
44		December	27	27	6	6	15	20	0	0	101			
45		Year Total	253	253	92	14	158	124	3	20	807			
46	SCHOOL RESOURCE OFFICER	2016	Arrests	Reports Written	Classes Taught	External Community Relations Activities	POP Activities							
47		January	4	23	3	0	0							
48		February	1	46	5	3	1							
49		March	0	29	4	4	2							
50		April	1	34	5	3	1							
51		May	2	52	0	0	1							
52		June	NA	NA	NA	NA	NA							
53		July	NA	NA	NA	NA	NA							
54		August	0	10	1	2	1							
55		September	7	25	5	3	0							
56		October	0	11	2	0	0							
57		November	2	21	3	0	1							
58		December	12	27	24	18	8							
59		Year Total	29	278	52	33	15							
60														

[illegible]

# Riverside Public Works

Reporting Dates 12/01/2016 12/31/2016

## Cost Summary By Task

Task	Activities	Labor Hours	Labor Cost	Eqp Cost	Mat Cost	Con Cost	Overhead	Total Cost
Animal Pickup/Cleanup Road Kill	1	1.00	\$18.00	\$50.00	\$0.00	\$0.00	\$0.00	\$68.00
Bill signing office duties mail	4	2.50	\$95.85	\$82.00	\$0.00	\$0.00	\$0.00	\$177.85
Building Maintenance	16	75.50	\$1,368.97	\$1,022.50	\$0.00	\$0.00	\$0.00	\$2,391.47
Christmas Decorations	15	47.00	\$1,044.69	\$379.50	\$0.00	\$0.00	\$0.00	\$1,424.19
Civic Events	3	42.50	\$1,296.73	\$286.00	\$0.00	\$0.00	\$0.00	\$1,582.73
CLEANING VEHICLES	1	28.00	\$482.30	\$2,765.00	\$0.00	\$0.00	\$0.00	\$3,247.30
Comp Time Leave	12	49.75	\$927.38	\$0.00	\$0.00	\$0.00	\$0.00	\$927.38
Debris cleanup at Public Works - Dumpsters	1	0.50	\$8.00	\$25.00	\$0.00	\$0.00	\$0.00	\$33.00
Doctor Visit	1	2.00	\$36.00	\$0.00	\$0.00	\$0.00	\$0.00	\$36.00
Drug Screen Random	2	3.50	\$108.06	\$67.00	\$0.00	\$0.00	\$0.00	\$175.06
Electrical	19	90.50	\$1,812.90	\$365.00	\$0.00	\$0.00	\$0.00	\$2,177.90
Equip Maint	19	83.15	\$1,597.10	\$2,175.50	\$0.00	\$0.00	\$0.00	\$3,772.60
Flag Install Missouri Flag	1	2.00	\$31.60	\$50.00	\$128.90	\$0.00	\$0.00	\$210.50
Flag raising and lowering	4	6.00	\$100.50	\$107.00	\$0.00	\$0.00	\$0.00	\$207.50
Garage Door Maint.	4	28.50	\$505.56	\$253.50	\$0.00	\$0.00	\$0.00	\$759.06
Grounds Maint.	1	2.00	\$36.23	\$50.00	\$0.00	\$0.00	\$0.00	\$86.23
Heating and Air Conditioning Maint	4	0.00	\$0.00	\$0.00	\$0.00	\$4.00	\$0.00	\$4.00
Holiday	1	56.00	\$1,419.68	\$0.00	\$0.00	\$0.00	\$0.00	\$1,419.68
HVAC in house maintenance	21	74.25	\$1,482.71	\$1,233.00	\$118.41	\$0.00	\$0.00	\$2,834.12
Late for work	4	0.40	\$7.79	\$0.00	\$0.00	\$0.00	\$0.00	\$7.79
Manufacture parts/equip for Public Safety	1	16.50	\$271.78	\$475.00	\$0.00	\$0.00	\$0.00	\$746.78
Material hauling	1	2.00	\$37.30	\$50.00	\$113.64	\$0.00	\$0.00	\$200.94
Meeting	10	27.00	\$771.86	\$230.50	\$0.00	\$0.00	\$0.00	\$1,002.36
Office Public Works	31	170.75	\$6,556.53	\$120.00	\$0.00	\$0.00	\$0.00	\$6,676.53
Parks Grounds Maint	2	3.00	\$47.40	\$75.00	\$0.00	\$0.00	\$0.00	\$122.40
Parts lookup	1	2.00	\$46.68	\$0.00	\$0.00	\$0.00	\$0.00	\$46.68
Parts Run	25	44.40	\$879.04	\$660.50	\$0.00	\$0.00	\$0.00	\$1,539.54
Plumbing Maintenance	1	3.00	\$55.95	\$75.00	\$0.00	\$0.00	\$0.00	\$130.95
Pretreat with Salt/Mag	2	9.00	\$259.30	\$700.00	\$1,180.94	\$0.00	\$0.00	\$2,140.24
Pruning trees	2	2.50	\$45.00	\$100.00	\$0.00	\$0.00	\$0.00	\$145.00
Remodel and reconstruction on buildings	4	32.50	\$557.96	\$815.00	\$0.00	\$0.00	\$0.00	\$1,372.96
Restroom check and cleanup	3	4.00	\$68.90	\$100.00	\$0.00	\$0.00	\$0.00	\$168.90
Right of Way Maint.	1	2.00	\$41.34	\$100.00	\$0.00	\$0.00	\$0.00	\$141.34
Schedule Manpower/Directions	4	17.50	\$1,352.40	\$12.50	\$0.00	\$0.00	\$0.00	\$1,364.90
Shop Maint	6	15.25	\$284.20	\$0.00	\$0.00	\$0.00	\$0.00	\$284.20
Sick	22	157.50	\$6,248.73	\$0.00	\$0.00	\$0.00	\$0.00	\$6,248.73
Snow Plow Equip Maint	16	112.80	\$1,990.59	\$3,096.00	\$99.18	\$0.00	\$0.00	\$5,185.77
Snow Plowing / Removal	20	112.25	\$4,230.31	\$9,762.25	\$9,376.00	\$0.00	\$0.00	\$23,368.56
Stack salt	4	6.00	\$112.34	\$484.00	\$0.00	\$0.00	\$0.00	\$596.34
Stock Supplies for Custodians	5	10.50	\$166.87	\$182.00	\$0.00	\$0.00	\$0.00	\$348.87
Street Insp Snow Conditions	1	1.00	\$44.48	\$40.00	\$0.00	\$0.00	\$0.00	\$84.48
Street Signs / Maint	6	24.00	\$413.68	\$660.50	\$0.00	\$0.00	\$0.00	\$1,074.18
Street Sweeping	2	24.75	\$449.62	\$1,481.00	\$0.00	\$0.00	\$0.00	\$1,930.62
Trail Maint	3	5.00	\$81.54	\$69.00	\$0.00	\$0.00	\$0.00	\$150.54
Trail Safety Inspection	1	4.00	\$72.46	\$50.00	\$0.00	\$0.00	\$0.00	\$122.46
Training for work	1	4.00	\$74.60	\$100.00	\$0.00	\$0.00	\$0.00	\$174.60
Trash Pick Up	12	29.00	\$506.38	\$632.00	\$0.00	\$0.00	\$0.00	\$1,138.38
Trash Route Inspection	5	4.00	\$105.59	\$122.00	\$0.00	\$0.00	\$0.00	\$227.59
Tree Trimming	2	2.00	\$56.34	\$90.00	\$0.00	\$0.00	\$0.00	\$146.34
Vacation	5	31.00	\$599.13	\$0.00	\$0.00	\$0.00	\$0.00	\$599.13
Water feature maint	11	14.50	\$272.09	\$343.50	\$0.00	\$0.00	\$0.00	\$615.59
<b>Tasks:</b>	<b>51</b>	<b>344</b>	<b>1,488.75</b>	<b>\$29,536.75</b>		<b>\$4.00</b>		<b>\$79,638.20</b>
			<b>\$39,080.38</b>		<b>\$11,017.07</b>		<b>\$0.00</b>	

# **December 2016 Community Center Report**

## **December Monthly Report**

### **Parks/ Community Center Rentals**

- Community Center –1 rental
- Special Event s
  - City Holiday Lighting 100
  - City Holiday Party 230
  - Senior Holiday Luncheon -260
- Renner Brenner – 0 rentals
- EH Young 0 rentals

### **NON –Membership Programs**

- Senior Dances – No dances in December
- Beyond the Bell -150
- Cards – 125

### **Membership Programs**

- Participation in group exercise classes, open gym and activities in the Community Center : 535

**City of Riverside, MO**  
**Statement of Receipts and Expenditures**  
**December 31, 2016**  
**(with 50% of year passed)**

<b>Receipts:</b>	<b>16-17 Budget</b>	<b>YTD Rec.</b>	<b>% Received</b>	
Permits & Licenses	95,500	66,679	69.8%	
Fees, Fines & Forfeitures	261,500	152,375	58.3%	
Taxes	2,669,450	1,375,540	51.5%	
Investment Income	65,400	42,640	65.2%	
Assigned Income	7,078,500	1,246,879	17.6%	TIF Revenue in Jan.
Other	105,737	79,581	75.3%	
Missouri Gaming	6,400,000	3,351,486	52.4%	
Real Estate Income	4,300,000	1,679,275	39.1%	
<b>Revenue All Sources</b>	<b>20,976,087</b>	<b>7,994,455</b>	<b>38.1%</b>	
<b>General Fund Expenditures:</b>	<b>16-17 Budget</b>	<b>YTD Expend.</b>	<b>% Expended</b>	
Elected Officials	59,119	15,555	26.3%	
Administrative	1,500,470	848,604	56.6%	Civic Commitments
Human Resources	140,000	39,972	28.6%	
Municipal Court	199,246	89,806	45.1%	
Public Safety Admin.	500,111	206,838	41.4%	
Police	2,286,700	1,122,901	49.1%	
Operations Support	645,195	312,889	48.5%	
Fire Department	1,748,207	816,014	46.7%	
Public Works	1,281,747	605,137	47.2%	
Engineering	224,316	98,488	43.9%	
Building Maintenance	422,600	133,469	31.6%	
Parks	334,500	218,881	65.4%	Horizons Bus Park Assessment
Community Center	418,490	197,562	47.2%	
Community Development	503,726	227,959	45.3%	
<b>Total General Expenditures</b>	<b>10,264,427</b>	<b>4,934,075</b>	<b>48.1%</b>	
<b>Capital Equipment</b>	<b>16-17 Budget</b>	<b>YTD Expend.</b>	<b>% Expended</b>	
Administration	117,400	9,637	8.2%	
Public Safety	143,000	121,528	85.0%	
Public Works	100,000	51,391	51.4%	
<b>Total Capital Equipment</b>	<b>360,400</b>	<b>182,556</b>	<b>50.7%</b>	
<b>Capital Improvement</b>	<b>16-17 Budget</b>	<b>YTD Expend.</b>		
Public Works	3,778,000	434,208	11.5%	
<b>Total Capital Improvement</b>	<b>3,778,000</b>	<b>434,208</b>	<b>11.5%</b>	
<b>Debt Service Fund</b>	<b>16-17 Budget</b>	<b>YTD Expend.</b>		
Administrative	6,989,000	1,357,479	19.4%	
<b>Total Debt Service Fund</b>	<b>6,989,000</b>	<b>1,357,479</b>	<b>19.4%</b>	
<b>Tourism Tax Fund</b>	<b>16-17 Budget</b>	<b>YTD Expend.</b>		
Administrative	150,000	19,259	12.8%	
<b>Total Tourism Tax Fund</b>	<b>150,000</b>	<b>19,259</b>	<b>12.8%</b>	
<b>TOTAL EXPENDITURES</b>	<b>21,541,827</b>	<b>6,927,577</b>	<b>32.2%</b>	
<b>Outstanding TIF Debt</b>		<b>\$ 28,395,000</b>		

**City of Riverside  
Gaming Revenue**

	<b>YE 2014</b>	<b>YE 2015</b>	<b>% Change</b>	<b>YE 2016</b>	<b>% Change</b>	<b>YE 2017</b>	<b>% Change</b>
July	583,316	500,938	-16.4%	553,779	10.5%	608,822	9.9%
August	581,478	533,131	-9.1%	524,638	-1.6%	528,579	0.8%
September	520,341	471,344	-10.4%	513,482	8.9%	537,585	4.7%
October	502,019	506,793	0.9%	533,046	5.2%	550,097	3.2%
November	513,602	511,144	-0.5%	499,244	-2.3%	518,099	3.8%
December	487,784	528,424	7.7%	557,752	5.6%	540,180	-3.2%
January	502,483	528,063	4.8%	555,748	5.2%		-100.0%
February	527,595	506,474	-4.2%	576,115	13.8%		-100.0%
March	575,391	565,880	-1.7%	582,276	2.9%		-100.0%
April	529,199	529,862	0.1%	599,927	13.2%		-100.0%
May	564,056	574,333	1.8%	570,407	-0.7%		-100.0%
June	493,457	489,439	-0.8%	515,367	5.3%		-100.0%
Total	6,380,720	6,245,825		6,581,780		3,283,362	

**Note:**

January 2016 to December 2016	6,683,202
January 2015 to December 2015	6,451,613
Increase	<u>231,589</u>
% Increase	<u>3.6%</u>

**City of Riverside**  
**Investment Balances as of 12/31/16**

	<b>CUSIP</b>	<b>Maturity Date</b>	<b>Par Amount</b>	<b>Interest Rate</b>
<b><i>General Fund Investments</i></b>				
Bank Liberty CD		06/08/2017	700,000.00	0.9300%
Bank Liberty CD		06/28/2016	750,000.00	0.8000%
Bank Liberty CD		06/28/2017	750,000.00	0.7000%
Bank Liberty CD		09/23/2017	750,000.00	0.7000%
FNMA	3135G0GY3	01/30/2017	500,000.00	1.2500%
FHLB	3130A7P25	04/04/2017	500,000.00	0.6250%
Fed Farm Bank	3133EFBS5	07/03/2017	504,000.00	0.4500%
FHLMC	3134G8L49	08/25/2017	250,000.00	0.8000%
FHLMC	3134G9HJ9	08/10/2018	480,000.00	1.0000%
Fed Farm Bank	3133EGBG9	08/23/2018	350,000.00	1.0000%
FHLMC	3134GASM7	10/26/2018	350,000.00	0.7500%
FNMA	3136G2EH6	02/27/2019	500,000.00	1.3750%
FNMA	3136G3BR5	03/22/2019	75,000.00	1.2500%
FNMA	3136G3H32	07/26/2019	500,000.00	1.0800%
FNMA	3136G0ZBO	08/28/2019	500,000.00	1.5500%
FNMA	3136G4JA2	11/26/2019	750,000.00	1.5000%
FHLMC	3134GAUY8	10/26/2018	400,000.00	0.7500%
FHLMC	3134G9G27	12/30/2019	250,000.00	1.1000%
Ameritrade Overnight			6,636.00	
MOSIP Overnight			643.10	
Total Overnight			7,279.10	
Total CD's			2,950,000.00	
Total US Agencies			5,909,000.00	
Total Investments			<u>8,866,279.10</u>	
<b><i>Capital Improvement Fund</i></b>				
Riverside SIP Escrow				
Fidelity Treasury Fund			679,531.26	
			<u>679,531.26</u>	
<b><i>Levee Debt Repayment Fund</i></b>				
2014 Debt Service Reserve				
Money Market			10,651.49	
FFCB	3133EGNY7	01/28/2019	250,000.00	1.1100%
FNMA	3135G0Q30	09/27/2019	230,000.00	1.1800%
FNMA	3135G0M42	07/13/2018	150,000.00	0.9000%
FNMA	3136G2Y68	02/26/2019	125,000.00	0.7500%
2007 Debt Service Reserve				
Money Market Fund			65,697.02	
FHLB	313385CD6	01/30/2017	1,300,000.00	
FNMA	3135G0M42	07/13/2018	600,000.00	0.9000%
FNMA	3135G0H97	02/22/2019	500,000.00	1.6250%
FNMA	3135G0GY3	01/30/2017	987,000.00	1.2500%
Total Money Market			76,348.51	
Total CD's			-	
Total US Agencies			2,362,000.00	
Total Investments			<u>2,438,348.51</u>	





**2950 NW Vivion Road  
Riverside, Missouri 64150**

---

**MEMO DATE:** January 13, 2017  
**AGENDA DATE:** January 17, 2017  
**TO:** Mayor and Board of Aldermen  
**FROM:** Mike Duffy  
**RE:** Community Development Department Activity December 2016

**CODES:** Violations Observed: 22  
Violations Resolved: 22  
Notices Sent: 0  
Signs Removed: 15  
Citations Issued: 0

**PERMITS:** Building Commercial-2  
Building Residential-2  
Electrical-2  
Mechanical- 3  
Right-of-Way-6  
Total-15

**Animal Control:** Animal Complaints: 20  
Self Initiated Calls: 22  
Animals Returned to Owner: 2  
Impounded Domestic Animals: 1  
Impounded Wild Animals: 1  
Verbal Warnings: 0  
Uniform Citations: 0

**P&Z ACTIVITY:** None

# Single Family Residential Building Permits 2008-2016

2016													
1st Quarter				2nd Quarter				3rd Quarter				4th Quarter	
Permit #	Address	Value		Permit #	Address	Value		Permit #	Address	Value		Permit #	Address
20160006	4514 NW Rossella Court	\$270,000		20160057	4505 NW Rossella Court	\$520,780		20160131	5020 NW Flintridge	\$165,000		20160190	4817 NW Montebella Drive
20160023	5005 NW Timberline Drive	\$170,000		20160077	5017 NW Rossella Court	\$350,000		20160142	4525 NW Rossella Court	\$250,000		20160191	4909 NW Montebella Drive
20160024	5045 NW Flintridge	\$150,000		20160078	5012 NW Flintridge	\$165,000		20160146	5066 NW Messina Court	\$260,000		20160192	4521 NW Rossella Court
20160025	5004 NW Montebella Drive	\$275,000		20160080	5012 NW Montebella Drive	\$310,000		20160147	5008 NW Montebella Drive	\$250,000		20160198	5074 NW Messina Court
20160026	5059 NW Messina Court	\$260,000		20160101	5004 NW Strathbury	\$110,000		20160150	4904 NW Montebella Drive	\$269,000		20160203	5100 NW Montebella Drive
20160027	5070 NW Messina Court	\$225,000		20160102	3400 NW 50th Street	\$180,000		20160165	4501 NW Rossella Court	\$399,900		20160204	5063 NW Messina Court
20160028	4513 NW Rossella Court	\$275,000		20160108	509 NW Pawnee	\$160,000		20160170	4510 NW Rossella Court	\$278,000		20160205	5000 NW Montebella Drive
20160031	4506 NW Rossella Court	\$295,000		20160109	5050 NW Messina Court	\$260,000		20160171	5101 NW Montebella Drive	\$275,000		20160206	4804 NW Montebella Drive
20160033	4522 NW Rossella Court	\$225,000		20160110	4908 NW Montebella Drive	\$173,100		20160174	5009 NW Timberline Drive	\$180,000		20160246	4900 NW Montebella Drive
20160034	5071 NW Messian Court	\$329,000		20160111	4916 NW Montebella Drive	\$191,400		20160175	5037 NW Timberline Drive	\$180,000			
20160037	1809 NW 42nd Street	\$431,900		20160125	5029 NW Timberline Drive	\$215,000							
20160040	2526 NW Rossella Court	\$250,000											
20160041	5075 NW Messian Court	\$386,000											
2015													
1st Quarter				2nd Quarter				3rd Quarter				4th Quarter	
20150001	4442 NW Sienna Ridge	\$284,500		20150034	4608 NW Montebella	\$380,000		20150105	4612 NW Montebella Drive	\$250,000		20150130	4500 NW Montebella Drive
20150002	4616 NW Montebella Drive	\$250,000		20150067	3404 NW 50th Street	\$185,000		20150106	4510 NW Sienna Ridge	\$250,000		20150136	4807 NW Hillside Drive
				20150068	3408 NW 50th Street	\$158,000						20150137	4518 NW Rosella Court
				20150069	5001 NW Timberline Drive	\$175,000						20150138	5058 NW Messina Court
				20150070	3304 NW 50th Street	\$175,000						20150140	4153 NW Redbud Lane
				20150071	3412 NW 50th Street	\$150,000						20150142	5055 NW Messina Court
				20150079	4518 NW Sienna Ridge	\$220,000						20150143	5067 NW Messina Court
												20150148	4913 NW Montebella Drive
												20150149	4813 NW Montebella Drive
												20150150	4509 NW Rosella Court
												20150151	4616 NW Montebella Drive
												20150152	1755 NW 42nd Street
												20150158	5079 NW Messina Court
												20150160	4809 NW Montebella Drive
												20150161	5062 NW Messina Court
												20150162	3308 NW 50th Street
2014													
1St Quarter				2nd Quarter				3rd Quarter				4th Quarter	

20140002	4513 NW Sienna Ridge	\$210,000	20140045	4510 NW Verona Court	\$215,000	20140103	4604 NW Montebella Drive	\$200,000	20140132	4603 NW Verona Drive
20140024	4533 NW Sienna Ridge	\$200,000	20140049	4422 NW Sienna Ridge	\$281,773	20140118	4141 NW Redbud Lane	\$700,000	20140140	4501 NW Montebella Drive
20140028	5005 NW Timberline Drive	\$185,000	20140052	5021 NW Timberline Drive	\$165,000	20140122	4439 NW Sienna Ridge	\$285,000	20140150	4517 NW Sienna Ridge
20140029	3300 NW 50th Street	\$185,000	20140065	5024 NW Timberline Drive	\$170,000	20140123	4508 NW Montebella Drive	\$270,000	20140151	4407 NW Sienna Ridge
20140030	5008 NW Timberline Drive	\$165,000	20140066	3316 NW 50th Street	\$200,000				20140152	3275 NW 50th Street
20140035	4504 NW Montebella Drive	\$200,000	20140067	3312 NW 50th Street	\$200,000					
20140035	4512 NW Montebella Drive	\$200,000	20140072	4431 NW Sienna Ridge	\$250,000					
			20140073	4427 NW Sienna Ridge	\$230,000					
			20140079	4535 NW Verona Drive	\$250,000					
			20140082	4511 NW Verona Drive	\$295,000					

2013

1st Quarter			2nd Quarter			3rd Quarter			4th Quarter	
Permit #	Address	Value	Permit #	Address	Value	Permit #	Address	Value	Permit #	Address
20130011	4501 NW Sienna Ridge	\$246,240	20130027	4506 NW Verona Drive	\$357,965	20130094	1805 NW 42nd Street	\$446,900	20130144	4506 NW Verona Drive
20130019	4601 NW Monteballa Drive	\$224,000	20130028	4513 NW Montebella Drive	\$210,000	20130095	4434 NW Sienna Ridge	\$300,000	20130157	4609 NW Montebella Drive
			20130045	4610 NW Verona Drive	\$184,000	20130100	4518 NW Verona Drive	\$231,092	20130158	4443 NW Sienna Ridge
			20130057	4430 NW Sienna Ridge	\$275,000	20130101	4602 NW Verona Drive	\$300,000	20130160	1801 NW 42nd Street
			20130065	4509 NW Monteballa Drive	\$210,000	20130122	4529 NW Sienna Ridge	\$261,000		
			20130067	4505 NW Montebella Drive	\$250,000					
			20130078	4605 NW Montebella Drive	\$256,000					
			20130079	4607 NW Verona Drive	\$250,000					

2012

1st Quarter			2nd Quarter			3rd Quarter			4th Quarter	
Permit #	Address	Value	Permit #	Address	Value	Permit #	Address	Value	Permit #	Address
20120004	4426 NW Sienna Ridge	\$325,000	20120030	4435 NW Sienna Ridge	\$215,000	20120071	4538 NW Verona Drive	\$250,000	20120095	4450 NW Sienna Ridge
20120012	4446 NW Sienna Ridge	\$300,000				20120089	504 NW Pawnee	\$150,000	20120098	4651 NW Tuscan Ridge
									20120102	4509 NW Sienna Ridge
									20120114	4505 NW Sienna Ridge
									20120118	4447 BW Sienna Ridge
									20120137	4937 NW High Drive

2011

1st Quarter			2nd Quarter			3rd Quarter			4th Quarter	
Permit #	Address	Value	Permit #	Address	Value	Permit #	Address	Value	Permit #	Address
20110004	4144 NW Redbud Lane	\$330,000	20110040	4522 NW Verona Drive	\$205,000				20110089	4148 N Redbud Lane
20110009	4606 NW Verona Drive	\$300,000							20110091	4140 N Redbud Lane
20110013	4406 NW Sienna Ridge	\$350,000								

2010

1St Quarter			2nd Quarter			3rd Quarter			4th Quarter	
Permit #	Address	Value	Permit #	Address	Value	Permit #	Address	Value	Permit #	Address
20100008	5015 NW Northwood Road	\$150,000	20100038	1812 NW 42nd Street	\$430,000				20100076	4410 NW Sienna Ridge
			20100044	4433 NW Indian Lane	\$214,168					

2009

1st Quarter			2nd Quarter			3rd Quarter			4th Quarter	
-------------	--	--	-------------	--	--	-------------	--	--	-------------	--

Permit #	Address	Value	Permit #	Address	Value	Permit #	Address	Value	Permit #	Address
20080149	3408 NW 50th Street	\$159,000	20090021	4927 NW High Drive	\$277,000				20090067	4526 NW Verona Drive
			20090033	5020 NW Flintridge	\$145,000				20090075	4534 NW Verona Drive
			20090041	4520 NW Verona Court	\$350,000					
			20090042	4510 NW Verona Drive	\$320,000					
2008										
1st Quarter			2nd Quarter			3rd Quarter			4th Quarter	
Permit #	Address	Value	Permit #	Address	Value	Permit #	Address	Value	Permit #	Address
			02008004	4514 NW Verona Drive	\$300,000	20080053	4530 NW Verona Drive	\$302,000	20080135	5038 Woodside Drive
			20080050	4703 Montebella Drive	\$388,000	20080090	4542 NW Verona Drive	\$300,000	20080138	5033 NW Timberline Drive
						20080106	4825 NW Northwood Road	\$308,684		

2008	
Total Permits Issued	7
Total Value	\$1,599,047

2009	
Total Permits Issued	7
Total Value	\$1,876,000

2010	
Total Permits Issued	4
Total Value	\$1,114,168

2011	
Permits Issued to Date	
Value to Date	

2012	
Total Permits Issued	11
Total Value	\$2,840,000

2013	
Total Permits Issued	19
Total Value	\$5,078,235

2014	
Total Permits Issued	26
Total Value	\$5,275,773

2015	
Total Permits Issued	
Total Value	

2016	
Total Permits Issued	43
Total Value	\$11,147,080

Value
\$250,000
\$250,000
\$400,000
\$250,000
\$265,000
\$265,000
\$279,000
\$235,000
\$269,000
\$255,000
\$550,000
\$255,000
\$275,000
\$300,000
\$321,473
\$347,207
\$264,000
\$228,000
\$200,000
\$200,000
\$675,000
\$440,000
\$370,000
\$250,000
\$170,000



Value
\$325,000
\$300,000
Value
\$158,000
\$205,000

6
\$1,705,000

27
\$7,443,180



# Riverside, Missouri Fire Department

## December 2016 Monthly Activities

Monthly						Fire Safety Inspections			
Structure Fires	EMS Calls	Other Calls For Service	Motor Vehicle Accidents	Mutual Aid Requests	Training Hours	Public Relations	Number Conducted	Violations Noted	Violations Cleared
1	55	19	9	2	164	15	5	82	80
Year Totals									
7	1035	286	74	20	4247	62	308	709	557

### Total calls for 2016 to date (1422)

Riverside Fire average response time to calls for December was 5 mins 25 secs.

KCFD average response time to calls for December anuary was 14 mins 74 secs.

AMR average response time for Houston Lake / Northmoor to calls for December was 10 mins 70 secs.

We received Automatic aid 1 time, provided automatic aid 1 time.

We had 6 calls that were happening at the same time.

Respectively submitted,

Gordon Fowlston  
Fire Chief