



Upstream from ordinary.

Mayor & Board of Aldermen

Regular Meeting

May 16, 2023 - 7:00 pm - Riverside City Hall

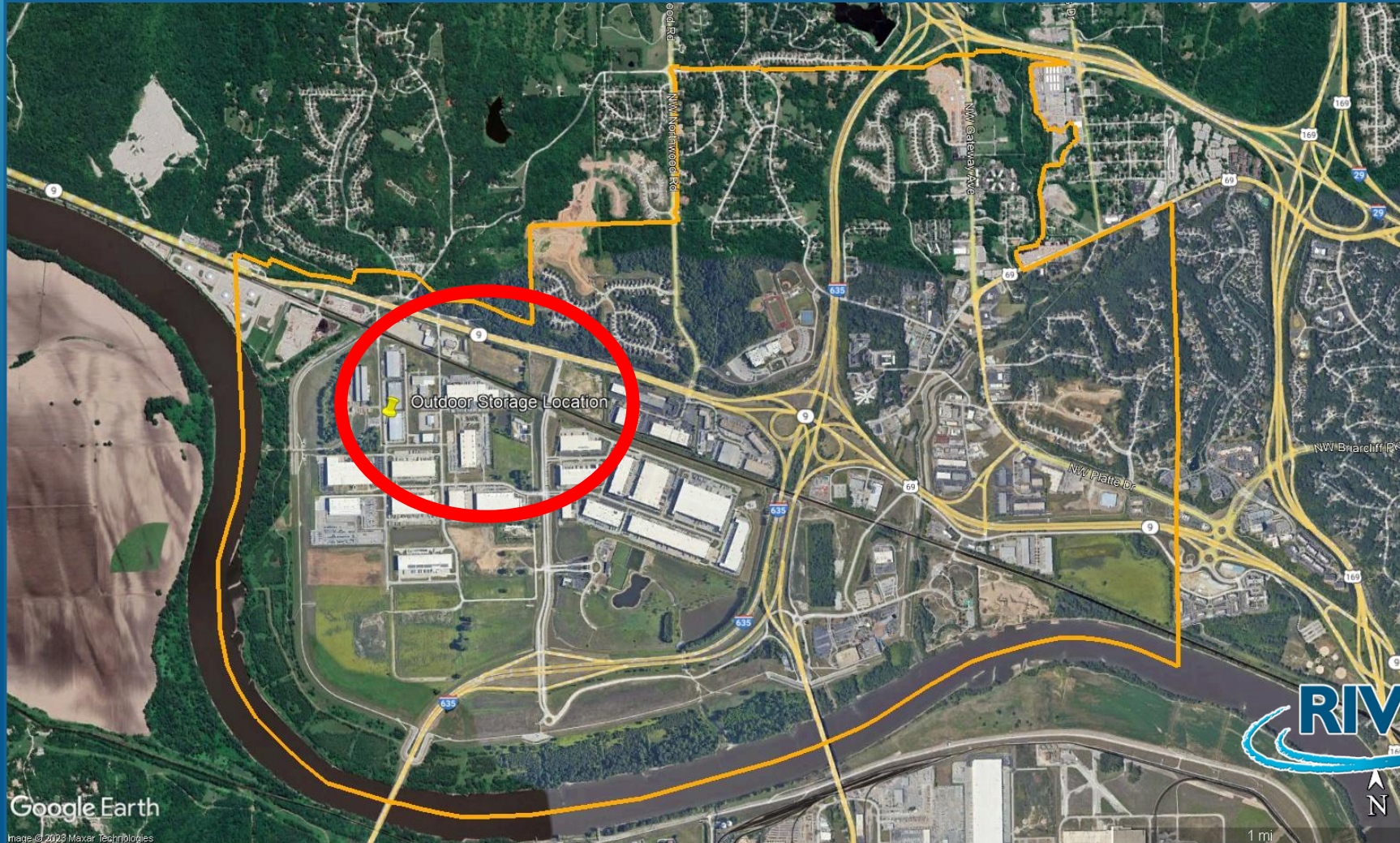
CITY OF **RIVERSIDE** MISSOURI

Upstream from ordinary.



Public Hearing

Special Use - Outdoor Storage - 4300 NW Belgium Blvd

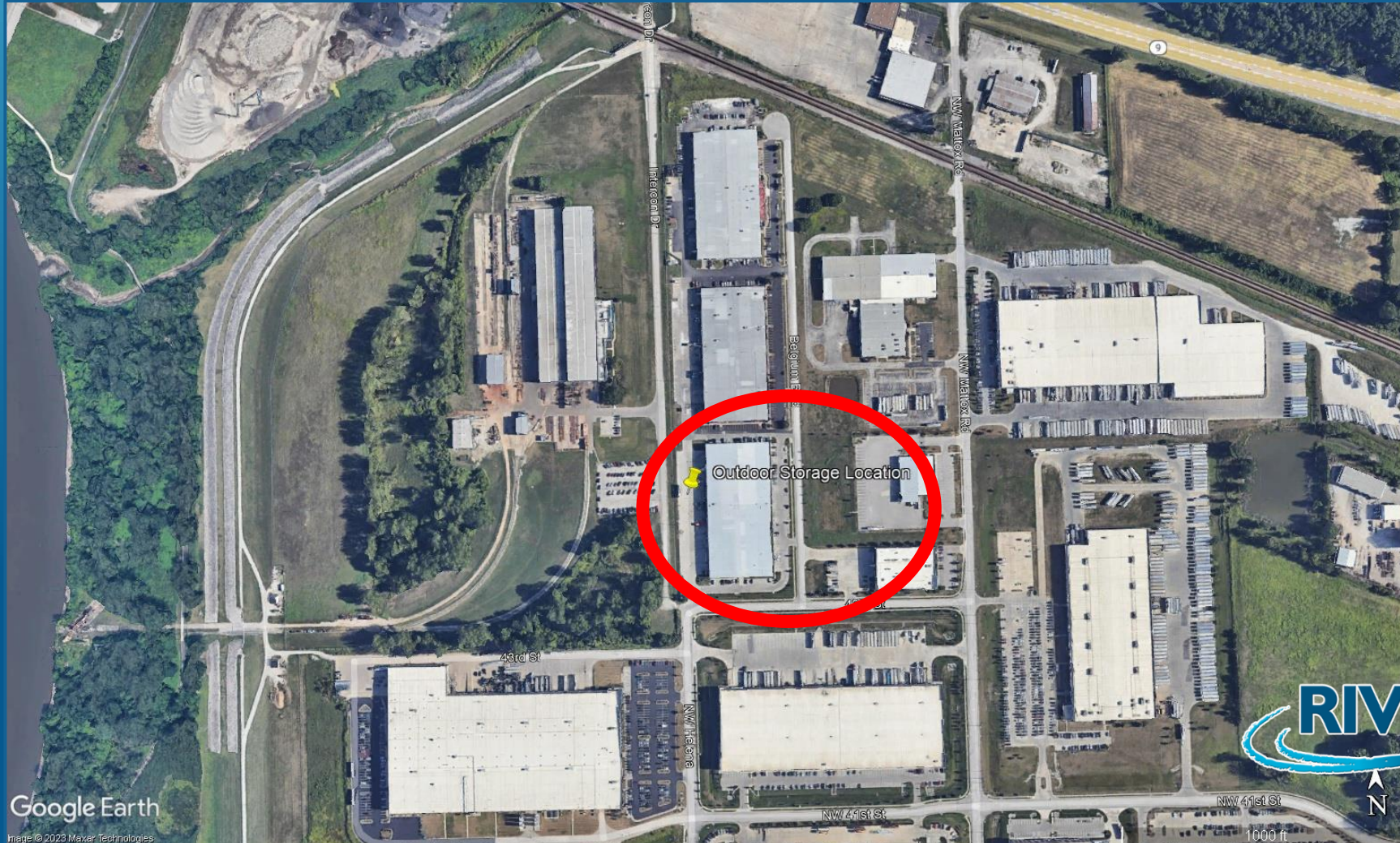


Google Earth
Image © 2023 Maxar Technologies

Bill No. 2023-026

Public Hearing

Special Use - Outdoor Storage - 4300 NW Belgium Blvd



Public Hearing

Special Use - Outdoor Storage - 4300 NW Belgium Blvd



Bill No. 2023-026

Public Hearing

Special Use - Outdoor Storage - 4300 NW Belgium Blvd



Bill No. 2023-026

Public Hearing

Special Use - Outdoor Storage - 4300 NW Belgium Blvd



Public Hearing

Special Use - Outdoor Storage - 4300 NW Belgium Blvd



CITY OF **RIVERSIDE** MISSOURI

Upstream from ordinary.





Upstream Stories

Upstream Stories



CITY OF
RIVERSIDE
MISSOURI

Upstream from ordinary.

Upstream Stories



Upstream Stories





Upstream Stories

Upcoming Events



Groundbreaking - MCPL Riverside

Friday, May 19

9:30 am



Upstream from ordinary.

CITY OF **RIVERSIDE** MISSOURI

Upstream from ordinary.



Monthly Report - Finance

Revenue - All Sources	Budget FY2023	Year-to-Date	Percent
Permits & Licenses	\$ 171,300	\$ 189,658	110.7%
Fees, Fines & Forfeitures	\$ 151,000	\$ 115,147	76.3%
Taxes	\$ 4,101,200	\$ 5,675,397	138.4%
Investment Income	\$ 201,900	\$ 446,517	221.2%
Grant Revenue	\$ 685,000	\$ 367,000	53.6%
Assigned Income	\$ 9,026,338	\$ 8,973,331	99.4%
Miscellaneous/Sales Proceeds	\$ 2,750,000	\$ 201,993	7.3%
Missouri Gaming	\$ 5,610,000	\$ 5,105,952	91.0%
Real Estate Income *	\$ 4,500,000	\$ 1,590,572	35.3%
Total - All Sources	\$ 27,196,738	\$ 22,665,568	83.3%

July 1 through
April 30

83.3%

of the fiscal year
has passed

Monthly Report - Finance

Expenditures - General Fund	Budget FY2023	Year-to-Date	Percent
Elected Officials	\$ 45,309	\$ 23,697	52.3%
Administration **	\$ 2,244,211	\$ 1,805,372	80.4%
Human Resources	\$ 155,000	\$ 63,415	40.9%
Municipal Court	\$ 212,139	\$ 154,111	72.6%
Police Services	\$ 3,478,187	\$ 2,506,309	72.1%
Police Operations Support	\$ 838,694	\$ 656,976	78.3%
Police Administration	\$ 570,105	\$ 399,523	70.1%
Fire Department	\$ 2,384,973	\$ 1,668,597	70.0%
Public Works	\$ 1,602,809	\$ 1,188,123	74.1%
Engineering	\$ 332,997	\$ 261,232	78.4%
Parks	\$ 329,815	\$ 205,157	62.2%
Building Maintenance	\$ 353,500	\$ 323,809	91.6%
Community Center	\$ 446,991	\$ 341,625	76.4%
Community Development	\$ 592,783	\$ 482,013	81.3%
Total - General Fund	\$ 13,587,513	\$ 10,079,959	74.2%

July 1 through
April 30

83.3%

of the fiscal year
has passed



Upstream from ordinary.

Monthly Report - Finance

Expenditures - Capital Equipment	Budget FY2023	Year-to-Date	Percent
Administration	\$ 50,000	\$ 9,890	19.8%
Public Works	\$ 359,000	\$ 39,278	10.9%
Total - Capital Equipment	\$ 409,000	\$ 49,168	12.0%

Expenditures - Capital Improvement	Budget FY2023	Year-to-Date	Percent
Equipment & Software	\$ 642,000	\$ 119,847	18.7%
Infrastructure	\$ 2,030,000	\$ 1,352,237	66.6%
Horizons Development	\$ 4,750,000	\$ 1,515,542	31.9%
Public Safety Renovation	\$ 5,550,000	\$ 4,230,515	76.2%
All Other Facilities	\$ 550,000	\$ 171,727	31.2%
Park & Trail Improvements	\$ 5,935,000	\$ 283,794	4.8%
Total - Capital Improvement	\$ 19,457,000	\$ 7,673,662	39.4%

July 1 through
April 30

83.3%

of the fiscal year
has passed

Monthly Report - Finance

Expenditures - Community Development	Budget FY2023	Year-to-Date	Percent
Land Acquisitions	\$ 1,600,000	\$ 1,400,543	87.5%
Total - Community Development	\$ 1,600,000	\$ 1,400,543	87.5%

Expenditures - Debt Service Fund	Budget FY2023	Year-to-Date	Percent
Administrative	\$ 4,774,000	\$ 569,544	11.9%
Total Debt Service Fund	\$ 4,774,000	\$ 569,544	11.9%

Expenditures - Public Safety Sales Tax Fund	Budget FY2023	Year-to-Date	Percent
Police	\$ 150,000	\$ 121,482	81.0%
Fire	\$ 835,000	\$ 121,482	14.5%
Capital Project Expenditures	\$ 220,000	\$ -	0.0%
Total Public Safety Sales Tax Fund	\$ 1,205,000	\$ 242,964	20.2%

Expenditures - Tourism Tax Fund	Budget FY2023	Year-to-Date	Percent
Administrative	\$ 150,000	\$ 81,000	54.0%
Total Tourism Tax Fund	\$ 150,000	\$ 81,000	54.0%

July 1 through
April 30

83.3%

of the fiscal year
has passed



Upstream from ordinary.

Monthly Report - Finance

Revenue / Expenditure Comparison *Fiscal Year 2022 YTD v. Fiscal Year 2023 YTD*

Summary	Budget FY2022	Year-to-Date	Percent
Revenue - All Sources	\$ 26,789,450	\$ 24,771,499	92.5%
Expenditures - All Sources	\$ 33,862,573	\$ 13,995,484	41.3%

Summary	Budget FY2023	Year-to-Date	Percent
Revenue - All Sources	\$ 27,196,738	\$ 22,665,568	83.3%
Expenditures - All Sources	\$ 41,182,513	\$ 20,096,839	48.8%

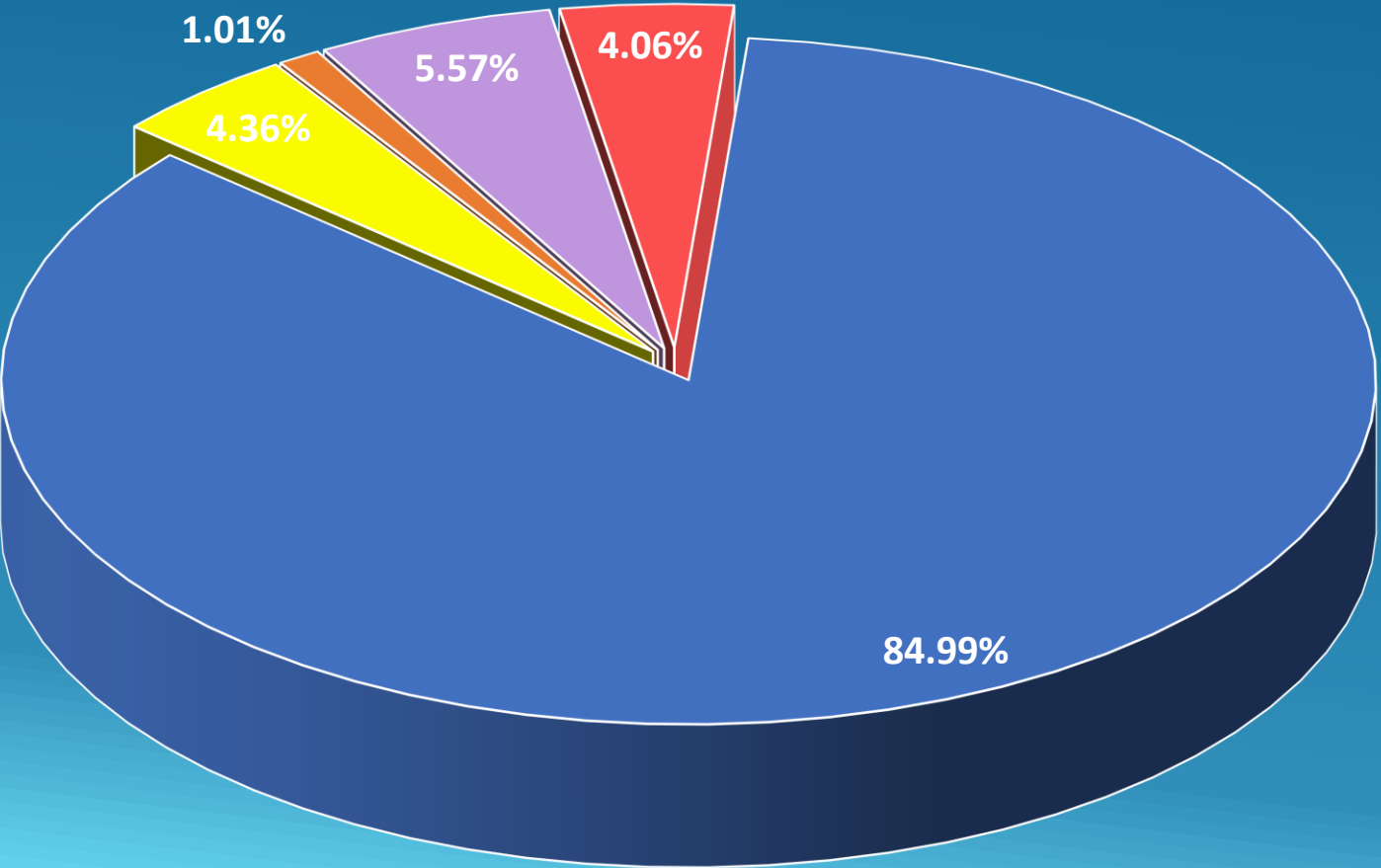
July 1 through
April 30

83.3%

of the fiscal year
has passed

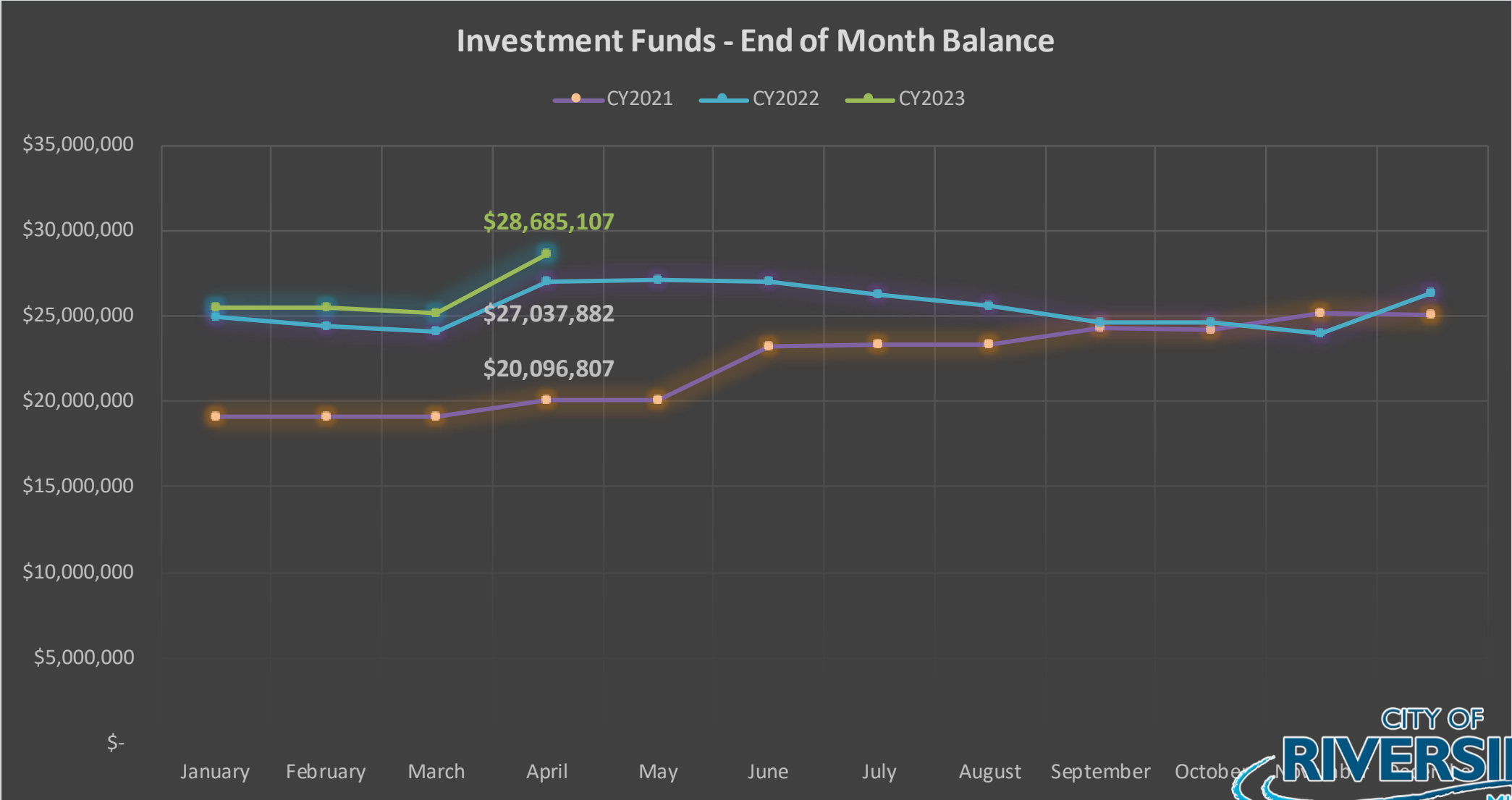
Monthly Report - Finance

Public Safety Building Project - Budget Status



Budget - FY2023 *	\$	5,550,000
Construction Contract	\$	4,717,000
Change Orders - to date	\$	242,206
Professional Services	\$	56,064
Furnishings / Finishings	\$	309,279
Remaining Budget	\$	225,452

Monthly Report - Finance



Upstream from ordinary.

CITY OF **RIVERSIDE** MISSOURI

Upstream from ordinary.



Department Report - Fire



ACTIVITY REPORT

April 2023

CITY OF
RIVERSIDE
MISSOURI

69

EMS INCIDENT
CALLS

5

FIRE
CALLS

9

ACCIDENT
CALLS

25

OTHER
CALLS

10%

OVERLAPPING
CALLS

0

MUTUAL AID
RECEIVED

0

MUTUAL AID
GIVEN

72

AMBULANCE
TRANSPORTS

4:29

AVG. RESPONSE
TIME (MIN)

1:25

AVG. TURNOUT
TIME (MIN)

107

TRAINING HOURS
COMPLETED

5

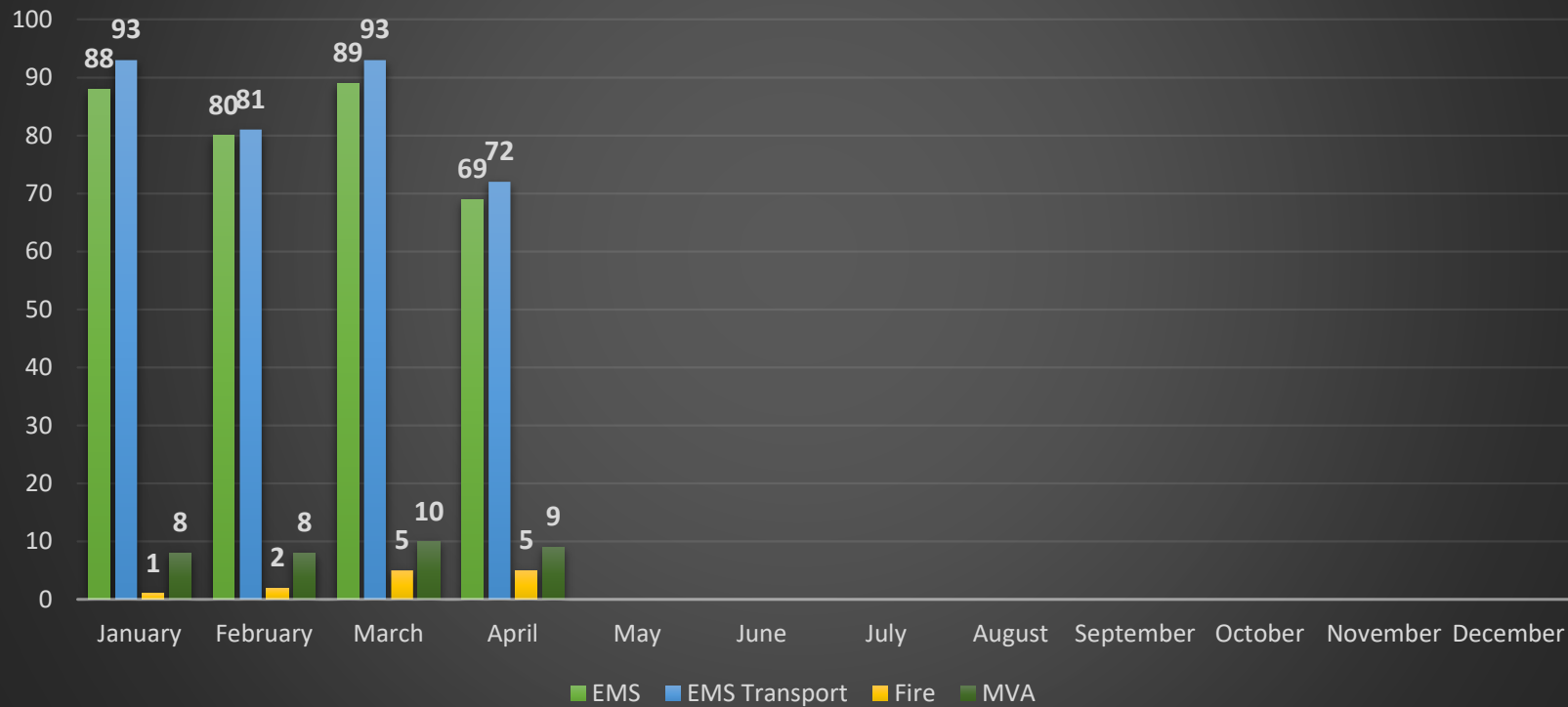
PUBLIC
RELATIONS

17

INSPECTIONS
COMPLETED

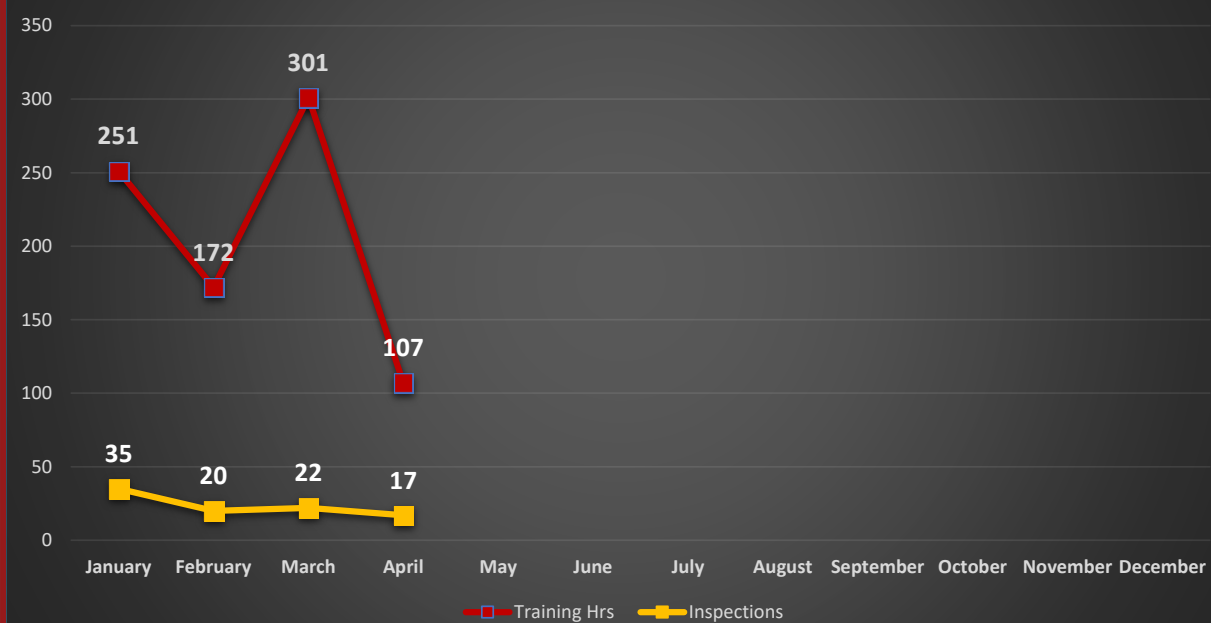
Department Report - Fire

Calls for Service - by Call Type

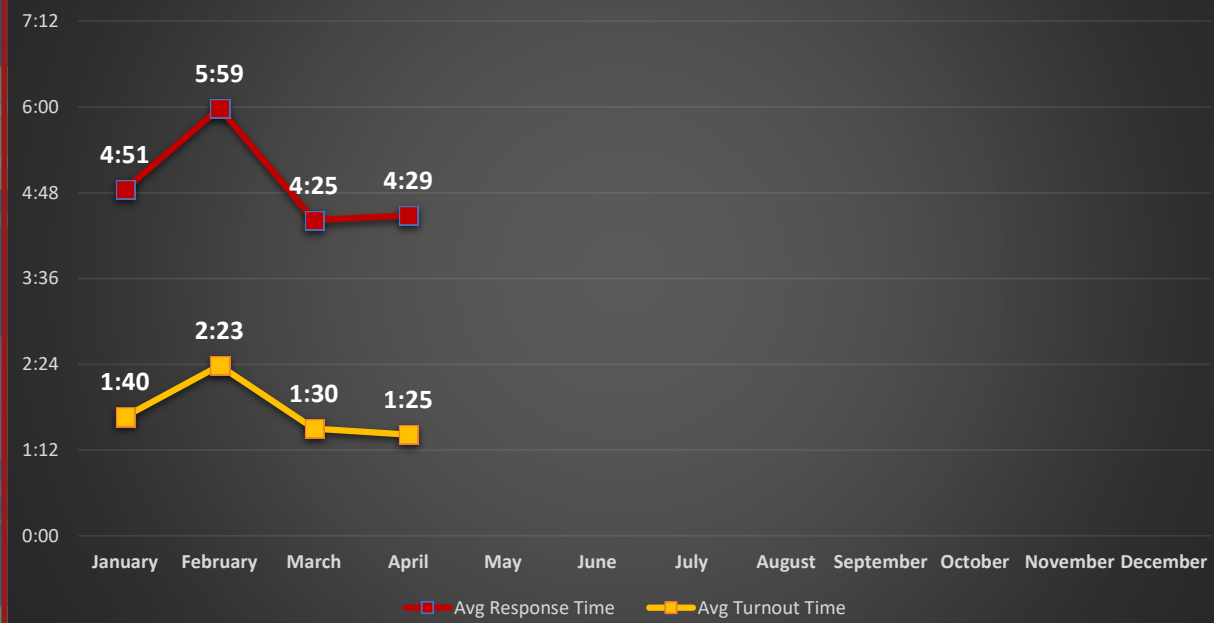


Department Report - Fire

Operational Focus Area Trends



Response Time Data



CITY OF **RIVERSIDE** MISSOURI

Upstream from ordinary.



Department Report - Police



ACTIVITY REPORT: April 2023



338

COMMUNITY-GENERATED
CALLS FOR SERVICE

701

SELF-INITIATED CALLS
FOR SERVICE

547

911 CALLS TAKEN



12

CRIMINAL CITATIONS
ISSUED

201

REPORTS TAKEN

59

ARRESTS MADE



23

MOTOR VEHICLE
CRASHES

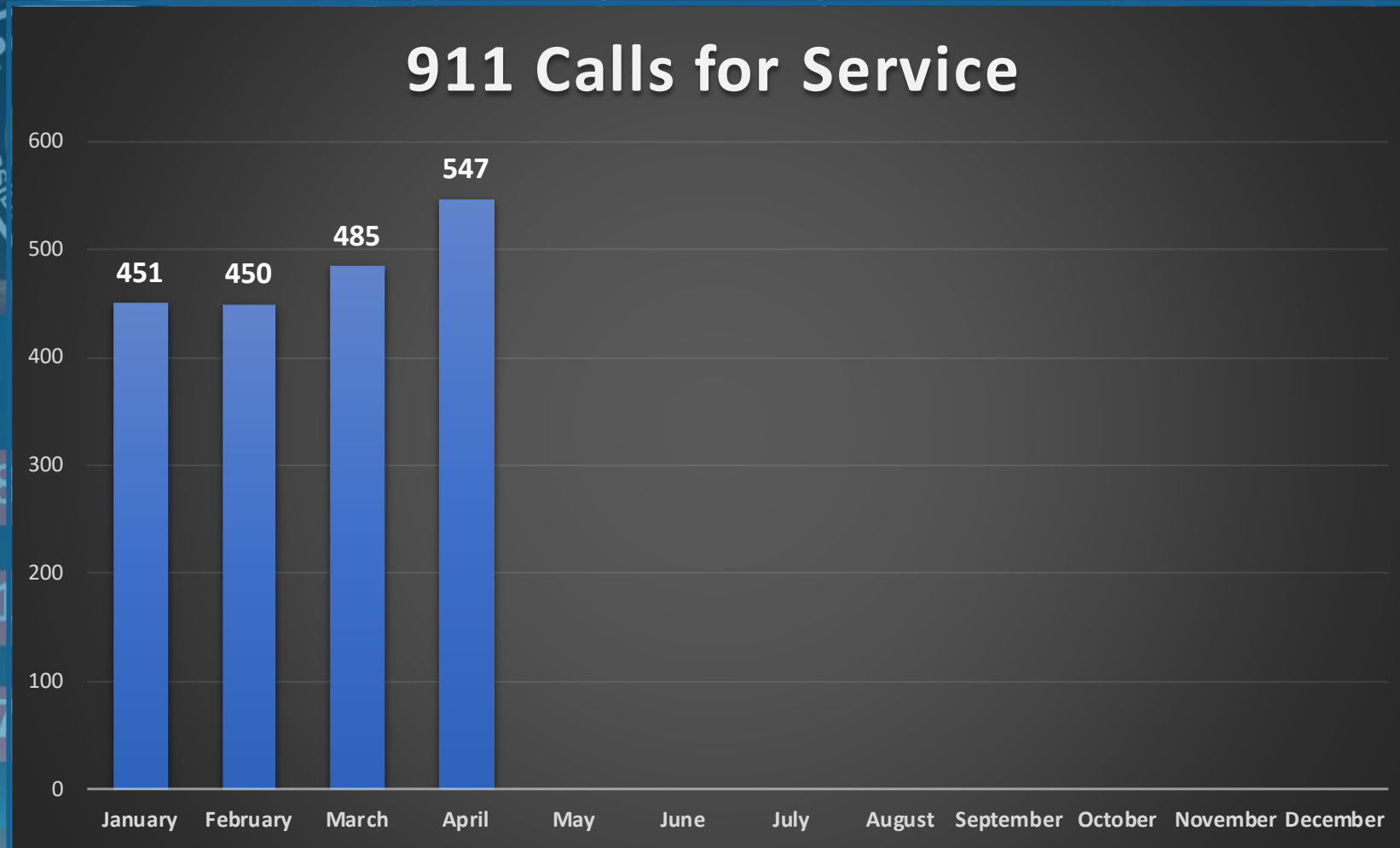
207

TRAFFIC CITATIONS
ISSUED

2

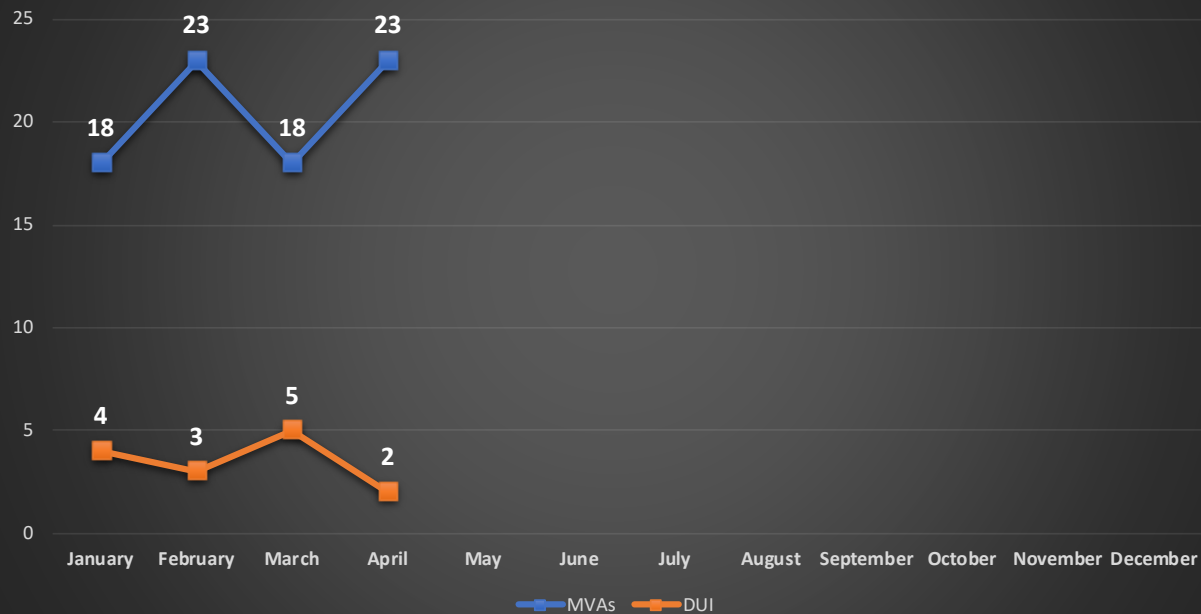
DRIVING WHILE
INTOXICATED

Department Report - Police

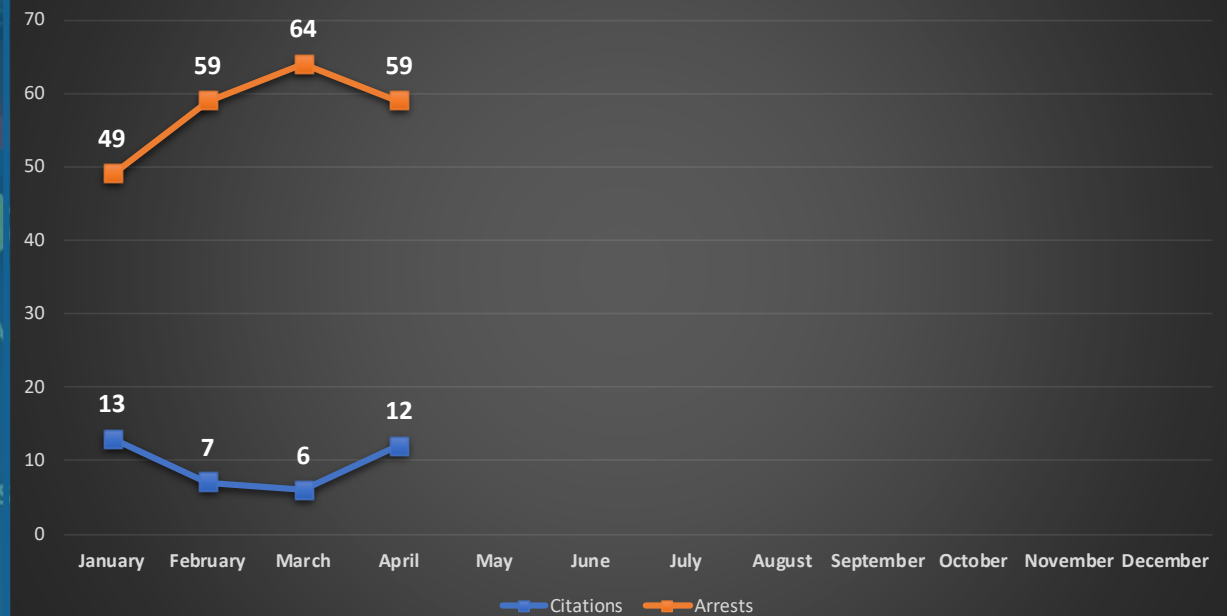


Department Report - Police

Traffic Enforcement Trend Data



Criminal Activity Response Data



CITY OF **RIVERSIDE** MISSOURI

Upstream from ordinary.

