



Upstream from ordinary.

Mayor & Board of Aldermen

Regular Meeting

August 15, 2023 - 7:00 pm - Riverside City Hall

The logo for the City of Riverside, Missouri, is positioned in the upper left corner. It features the words "CITY OF" in a small, white, sans-serif font. Below this, the word "RIVERSIDE" is written in a large, bold, blue font with a white outline. Underneath "RIVERSIDE", the word "MISSOURI" is written in a smaller, blue, sans-serif font with a white outline. A stylized blue wave graphic curves around the bottom of the text.

CITY OF RIVERSIDE MISSOURI

Upstream from ordinary.





Upstream Stories

Upstream Stories

We can do anything
We cannot do everything

How are you doing?

Is there anything you need?

Catch them when they're good!

How do we learn from this?



Upstream from ordinary.

Upstream Stories

From: Gordon Fowlston
Sent: Thursday, August 10, 2023 2:22 PM
To: Brian Koral
Subject: Catching people doing good
Importance: **High**

Sir,

I wanted to pass along that last week I witnessed two of our Public Works employees (Darren Rodman & Luis Betancourt) helping a person in an electric wheelchair by Larry's Nursery on West Platte when it had died.

The owner of the wheelchair was headed back to Riverside Nursing and Rehab when he became stuck, the battery on his chair ran out of juice while he tried to get unstuck. He was able to call the Nursing Home who sent a lady down to help him.

She did not have a spare battery and no way to charge it.




Upstream Stories

Darren and Luis were across the street at the water fountain parking lot and came to the lady's rescue by lifting the chair into the back of her van and securing it with a strap. This allowed her to take chair and owner back up to the Nursing Home.

There were many that drove by and or were at Larry's Nursery, no one else stepped up to lend a hand.

Great job by these two looking out for our residents no matter where they live.



Darren Rodman

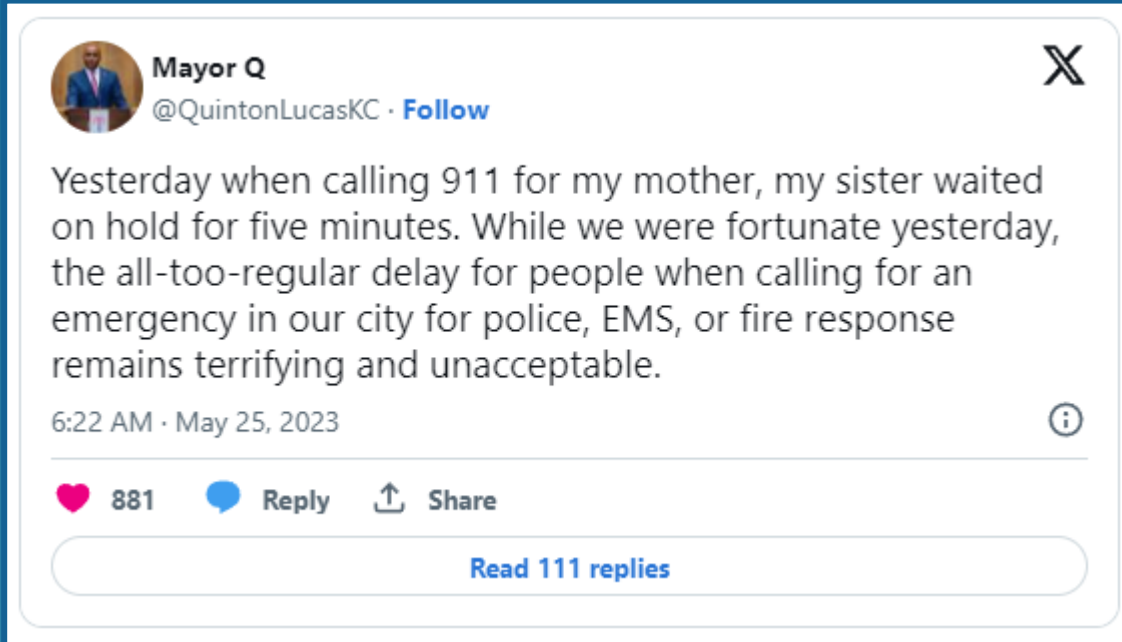


Luis Betancourt

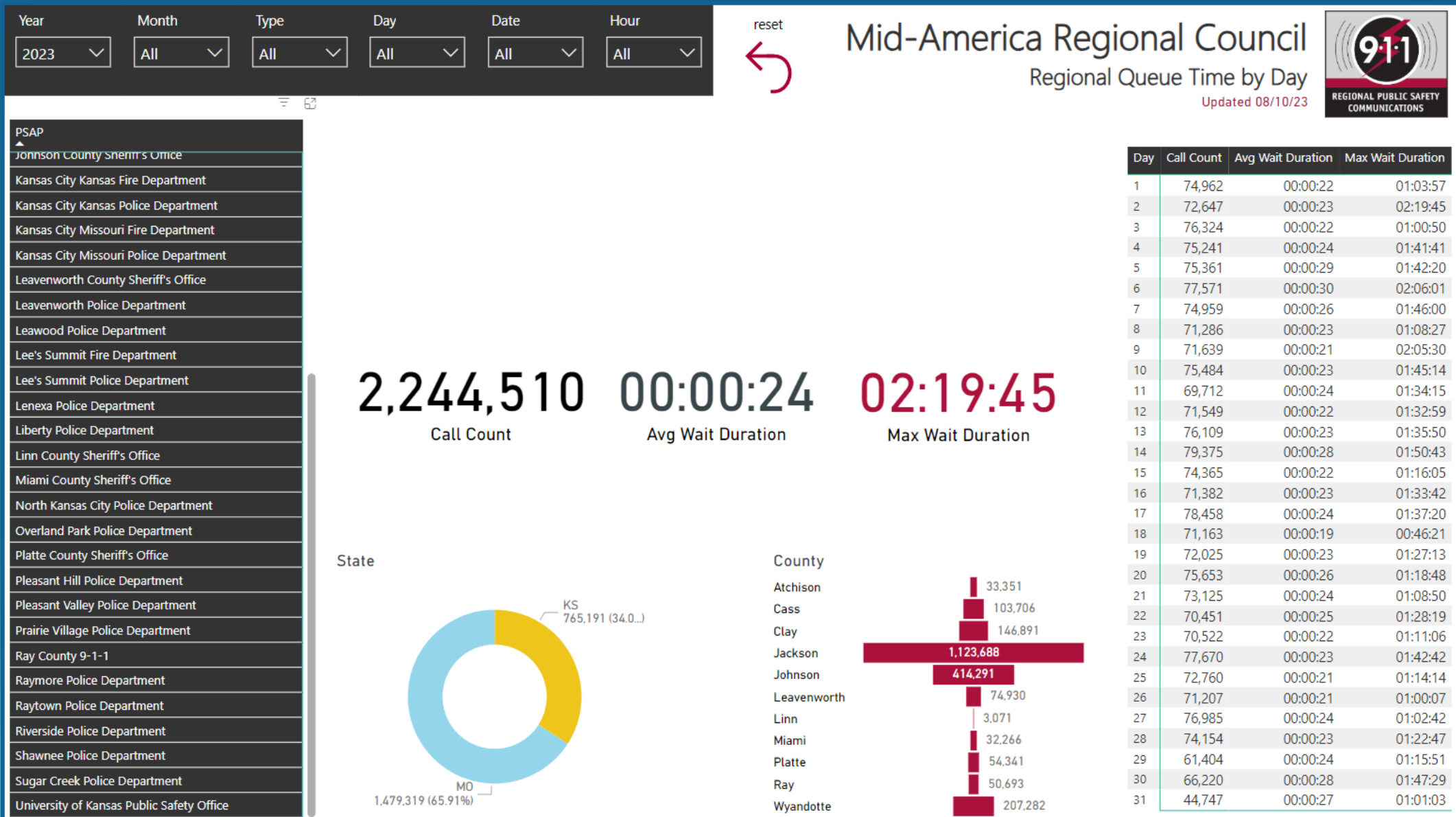


Upstream Stories

911 Call Times / Responses



911 Call Times / Responses



911 Call Times / Responses

Year: 2023 Month: All Type: All Day: All Date: All Hour: All

reset



Mid-America Regional Council

Regional Queue Time by Day

Updated 08/10/23



- PSAP
- Johnson County Emergency Communications Center
 - Johnson County Sheriff's Office
 - Kansas City Kansas Fire Department
 - Kansas City Kansas Police Department
 - Kansas City Missouri Fire Department
 - Kansas City Missouri Police Department
 - Leavenworth County Sheriff's Office
 - Leavenworth Police Department
 - Leawood Police Department
 - Lee's Summit Fire Department
 - Lee's Summit Police Department
 - Lenexa Police Department
 - Liberty Police Department
 - Linn County Sheriff's Office
 - Miami County Sheriff's Office
 - North Kansas City Police Department
 - Overland Park Police Department
 - Platte County Sheriff's Office
 - Pleasant Hill Police Department
 - Pleasant Valley Police Department
 - Prairie Village Police Department
 - Ray County 9-1-1
 - Raymore Police Department
 - Raytown Police Department
 - Riverside Police Department
 - Shawnee Police Department
 - Sugar Creek Police Department

12,044

Call Count

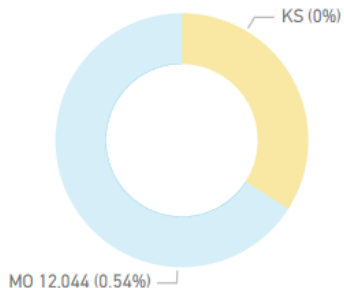
00:00:04

Avg Wait Duration

00:01:03

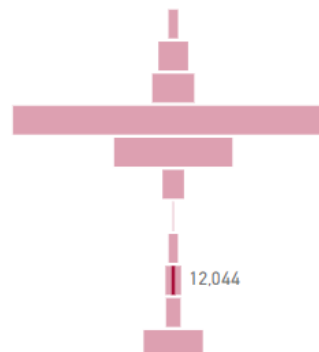
Max Wait Duration

State



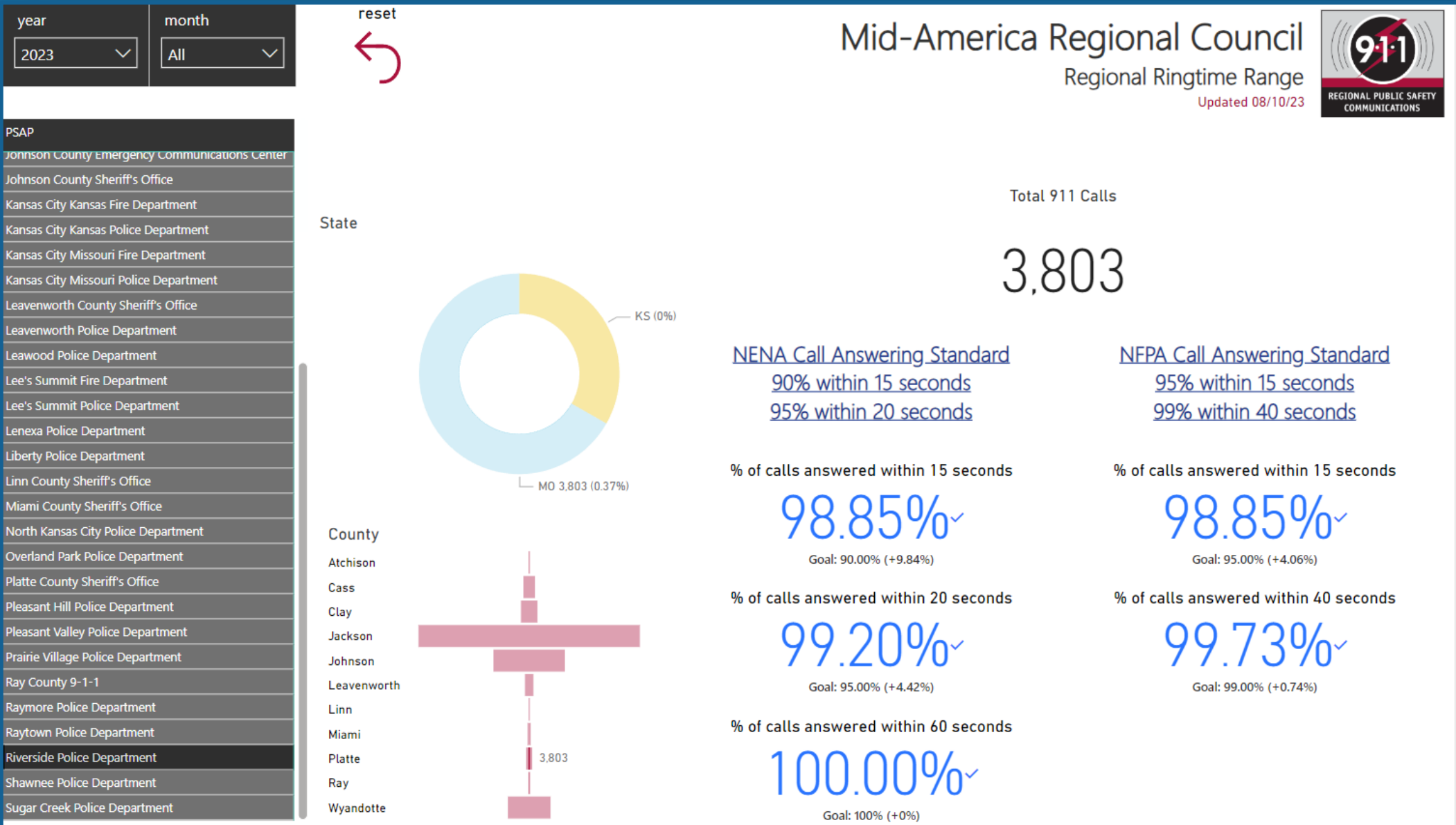
County

Atchison
Cass
Clay
Jackson
Johnson
Leavenworth
Linn
Miami
Platte
Ray
Wyandotte



| Day | Call Count | Avg Wait Duration | Max Wait Duration |
|-----|------------|-------------------|-------------------|
| 1 | 417 | 00:00:04 | 00:00:31 |
| 2 | 442 | 00:00:04 | 00:00:43 |
| 3 | 412 | 00:00:04 | 00:00:33 |
| 4 | 370 | 00:00:04 | 00:00:27 |
| 5 | 420 | 00:00:04 | 00:00:27 |
| 6 | 428 | 00:00:04 | 00:00:51 |
| 7 | 364 | 00:00:04 | 00:00:49 |
| 8 | 405 | 00:00:05 | 00:01:01 |
| 9 | 333 | 00:00:04 | 00:00:31 |
| 10 | 444 | 00:00:05 | 00:00:40 |
| 11 | 355 | 00:00:05 | 00:00:23 |
| 12 | 387 | 00:00:04 | 00:00:49 |
| 13 | 371 | 00:00:04 | 00:00:45 |
| 14 | 439 | 00:00:05 | 00:01:03 |
| 15 | 383 | 00:00:04 | 00:00:37 |
| 16 | 403 | 00:00:05 | 00:00:37 |
| 17 | 412 | 00:00:04 | 00:00:48 |
| 18 | 406 | 00:00:05 | 00:00:49 |
| 19 | 360 | 00:00:04 | 00:00:49 |
| 20 | 395 | 00:00:04 | 00:00:41 |
| 21 | 427 | 00:00:04 | 00:00:36 |
| 22 | 383 | 00:00:05 | 00:00:59 |
| 23 | 365 | 00:00:04 | 00:00:38 |
| 24 | 453 | 00:00:04 | 00:00:23 |
| 25 | 347 | 00:00:04 | 00:00:28 |
| 26 | 395 | 00:00:04 | 00:00:22 |
| 27 | 404 | 00:00:04 | 00:00:32 |
| 28 | 379 | 00:00:04 | 00:00:23 |
| 29 | 325 | 00:00:04 | 00:00:40 |
| 30 | 320 | 00:00:04 | 00:01:03 |
| 31 | 300 | 00:00:04 | 00:00:26 |

911 Call Times / Responses



Policy Direction

Elected Official Compensation Review

Background

- The compensation of elected officials is set by **ordinance** in Section 110.120 of the Riverside Municipal Code
- Current compensation set in 1995
 - ❖ Mayor - \$225 / meeting
 - ❖ Aldermen - \$100 / meeting
 - ❖ Maximum of 5 meetings per month
- If simple inflation was applied to those rates since 1995
 - ❖ Mayor - \$425 / meeting (30 meetings - \$12,750 / yr)
 - ❖ Aldermen - \$185 / meeting (30 meetings - \$5,550 / yr)

Policy Direction

Elected Official Compensation Review

Logistics and Recommendations

- Riverside leaned heavily on the recent compensation changes in North Kansas City in adjusting our employee compensation plan.

Other Recommendations

Elected Official Salaries

The Consultants were asked to include elected officials and other appointed positions. The following is a summary of the findings and salary range opportunities for the Elected Officials to consider in future terms and with renewal of contracts for services.

| Title | Minimum Reported | Maximum Reported | Average | Median | Salary Range Considerations |
|----------------|------------------|------------------|----------|----------|-----------------------------|
| Mayor | \$100 | \$51,997 | \$15,537 | \$13,000 | \$12,000-\$16,000 |
| Council Member | \$100 | \$19,760 | \$6,447 | \$5,100 | \$4,800-\$7,200 |

Policy Direction

Elected Official Compensation Review

Logistics and Recommendations

- Logistically and for budget purposes, a flat monthly rate would be easier to administer as opposed to a per-meeting rate.
- The Missouri Constitution prohibits increases in compensation during the term of an elected official. Any changes to compensation would take place at the beginning of the next term for the seat.
 - ❖ Seats filled in 2024 could be adjusted in 2024
 - ❖ Seats filled in 2025 could be adjusted in 2025

Policy Direction

Elected Official Compensation Review

Logistics and Recommendations

- Filing for 2024 Municipal Election opens December 5. Staff would recommend, if the Board is interested in adjusting compensation, that an ordinance be considered no later than the second meeting in November.

Policy Direction

Communications Unit Hires

Current staffing level has two vacancies in our Dispatcher team

- Candidate testing is nearing completion, and we have a stronger pool of candidates in the current recruitment than we have seen in quite some time
- The training time to get a new dispatcher up to speed is considerable – 14 weeks for a dispatcher with no prior experience
- Anticipate an extended absence of at least one employee
- Staff would like to propose an over-hire at a future meeting in the event there are three suitable dispatcher candidates

Policy Direction

Hospital Certificate of Need Position

The logo for the City of Riverside, Missouri, is positioned in the upper left corner. It features the words "CITY OF" in a small, white, sans-serif font. Below this, the word "RIVERSIDE" is written in a large, bold, blue font with a white outline. Underneath "RIVERSIDE", the word "MISSOURI" is written in a smaller, blue, sans-serif font with a white outline. A stylized blue wave graphic curves around the bottom of the text.

CITY OF RIVERSIDE MISSOURI

Upstream from ordinary.



Monthly Report - Finance

| Revenue - All Sources | Budget FY2024 | Year-to-Date | Percent |
|------------------------------|----------------------|---------------------|-------------|
| Permits & Licenses | \$ 207,250 | \$ 14,431 | 7.0% |
| Fees, Fines & Forfeitures | \$ 117,500 | \$ 11,277 | 9.6% |
| Taxes | \$ 4,275,000 | \$ 581,816 | 13.6% |
| Investment Income | \$ 315,000 | \$ 57,284 | 18.2% |
| Grant Revenue | \$ 1,858,040 | \$ - | 0.0% |
| Assigned Income | \$ 9,223,131 | \$ - | 0.0% |
| Miscellaneous/Sales Proceeds | \$ 3,007,168 | \$ 39,740 | 1.3% |
| Missouri Gaming | \$ 6,100,000 | \$ 453,976 | 7.4% |
| Real Estate Income * | \$ 4,500,000 | \$ - | 0.0% |
| Total - All Sources | \$ 29,603,089 | \$ 1,158,524 | 3.9% |

July 1 through
July 31

8.3%

of the fiscal year
has passed

Monthly Report - Finance

| Expenditures - General Fund | Budget FY2024 | Year-to-Date | Percent |
|-----------------------------|----------------------|---------------------|--------------|
| Elected Officials | \$ 48,809 | \$ 2,449 | 5.0% |
| Administration ** | \$ 2,290,412 | \$ 156,201 | 6.8% |
| Human Resources | \$ 169,000 | \$ 7,358 | 4.4% |
| Municipal Court | \$ 211,945 | \$ 15,905 | 7.5% |
| Police Services | \$ 3,553,452 | \$ 327,458 | 9.2% |
| Police Dispatch | \$ 901,097 | \$ 82,207 | 9.1% |
| Police Administration | \$ 577,945 | \$ 36,763 | 6.4% |
| Fire Department | \$ 2,376,277 | \$ 177,885 | 7.5% |
| Public Works | \$ 1,730,278 | \$ 110,304 | 6.4% |
| Engineering | \$ 391,260 | \$ 30,407 | 7.8% |
| Parks | \$ 343,700 | \$ 45,238 | 13.2% |
| Building Maintenance | \$ 364,100 | \$ 24,433 | 6.7% |
| Community Center | \$ 495,980 | \$ 41,110 | 8.3% |
| Community Development | \$ 698,384 | \$ 60,116 | 8.6% |
| Ch 100 - Soccer Project | \$ - | \$ 3,916,873 | N/A |
| Total - General Fund | \$ 14,152,639 | \$ 5,034,707 | 35.6% |

July 1 through
July 31

8.3%

of the fiscal year
has passed



Upstream from ordinary.

Monthly Report - Finance

| Expenditures - Capital Equipment | Budget FY2024 | Year-to-Date | Percent |
|----------------------------------|-------------------|-----------------|-------------|
| Administration | \$ 60,000 | \$ - | 0.0% |
| Public Works | \$ 741,500 | \$ 6,495 | 0.9% |
| Total - Capital Equipment | \$ 801,500 | \$ 6,495 | 0.8% |

| Expenditures - Capital Improvement | Budget FY2024 | Year-to-Date | Percent |
|------------------------------------|----------------------|-------------------|-------------|
| Equipment & Software | \$ 406,000 | \$ 63,406 | 15.6% |
| Infrastructure | \$ 2,950,000 | \$ 65,082 | 2.2% |
| Horizons Development | \$ 3,280,000 | \$ 39,440 | 1.2% |
| Pool Project | \$ 2,700,000 | \$ - | 0.0% |
| All Other Facilities | \$ 940,000 | \$ 14,825 | 1.6% |
| Park & Trail Improvements | \$ 4,010,000 | \$ 28,247 | 0.7% |
| Total - Capital Improvement | \$ 14,286,000 | \$ 211,000 | 1.5% |

July 1 through
July 31

8.3%

of the fiscal year
has passed

Monthly Report - Finance

| Expenditures - Public Safety Sales Tax Fund | Budget FY2024 | Year-to-Date | Percent |
|---|---------------------|-------------------|--------------|
| Police | \$ 538,000 | \$ 121,482 | 22.6% |
| Fire | \$ 524,000 | \$ 360,396 | 68.8% |
| Regional / Joint Projects | \$ 120,000 | \$ - | 0.0% |
| Total Public Safety Sales Tax Fund | \$ 1,182,000 | \$ 481,878 | 40.8% |

| Expenditures - Community Development | Budget FY2024 | Year-to-Date | Percent |
|--------------------------------------|-------------------|--------------|-------------|
| Development | \$ 250,000 | \$ - | 0.0% |
| Total - Community Development | \$ 250,000 | \$ - | 0.0% |

| Expenditures - Debt Service Fund | Budget FY2024 | Year-to-Date | Percent |
|----------------------------------|---------------------|--------------|-------------|
| Debt and Interest Payments | \$ 2,783,750 | \$ - | 0.0% |
| Administrative | \$ 1,915,000 | \$ - | 0.0% |
| Total Debt Service Fund | \$ 4,698,750 | \$ - | 0.0% |

July 1 through
July 31

8.3%

of the fiscal year
has passed

Monthly Report - Finance

| Expenditures - Tourism Tax Fund | Budget FY2024 | Year-to-Date | Percent |
|---------------------------------|-------------------|-----------------|-------------|
| Administrative | \$ 130,000 | \$ 6,492 | 5.0% |
| Total Tourism Tax Fund | \$ 130,000 | \$ 6,492 | 5.0% |

| Expenditures - Other Funds | 9,223,131 | - | Percent |
|----------------------------------|------------------|-----------------|--------------|
| DUI Fund | \$ 500 | \$ - | 0.0% |
| Officer Training / POST | \$ - | \$ - | 0.0% |
| Inmate Security Fees | \$ 2,000 | \$ - | 0.0% |
| FPAL | \$ 40,000 | \$ 4,441 | 11.1% |
| Total - Capital Equipment | \$ 42,500 | \$ 4,441 | 10.4% |

July 1 through
July 31

8.3%

of the fiscal year
has passed

Monthly Report - Finance

Revenue / Expenditure Comparison *Fiscal Year 2023 YTD v. Fiscal Year 2024 YTD*

| Summary | Budget FY2023 | Year-to-Date | Percent |
|----------------------------|---------------|--------------|---------|
| Revenue - All Sources | \$ 27,196,738 | \$ 999,296 | 3.7% |
| Expenditures - All Sources | \$ 40,732,513 | \$ 3,051,257 | 7.5% |

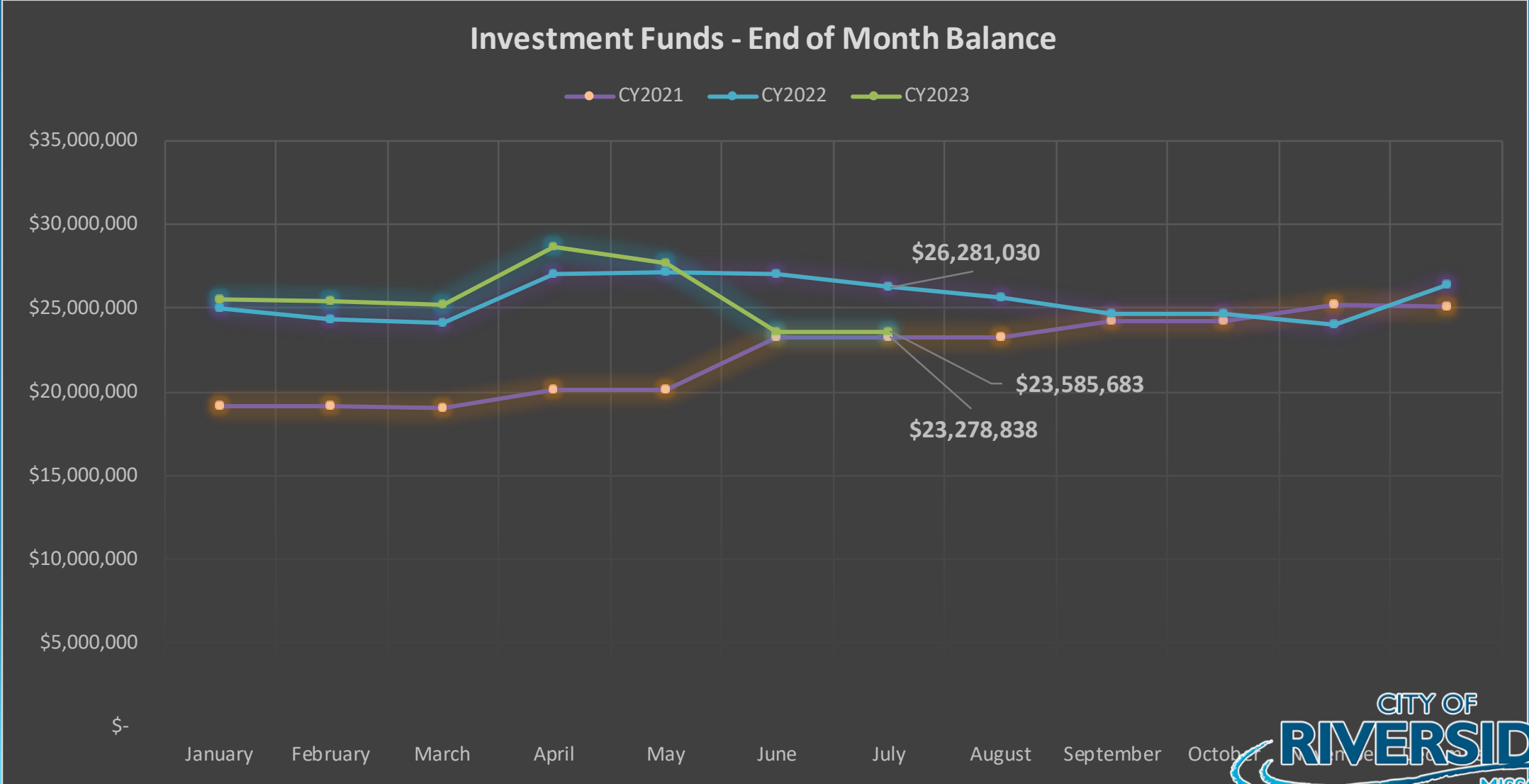
| Summary | Budget FY2024 | Year-to-Date | Percent |
|----------------------------|---------------|--------------|---------|
| Revenue - All Sources | \$ 29,603,089 | \$ 1,158,524 | 3.9% |
| Expenditures - All Sources | \$ 35,543,389 | \$ 5,745,013 | 16.2% |

July 1 through
July 31

8.3%

of the fiscal year
has passed

Monthly Report - Finance



The logo for the City of Riverside, Missouri, is positioned in the upper left corner. It features the words "CITY OF" in a small, white, sans-serif font. Below this, the word "RIVERSIDE" is written in a large, bold, blue font with a white outline. Underneath "RIVERSIDE", the word "MISSOURI" is written in a smaller, blue, sans-serif font with a white outline. A stylized blue wave graphic curves around the bottom of the text.

CITY OF RIVERSIDE MISSOURI

Upstream from ordinary.



Department Report - Fire



ACTIVITY REPORT

July 2023

CITY OF
RIVERSIDE
MISSOURI

86

EMS INCIDENT
CALLS

6

FIRE
CALLS

11

ACCIDENT
CALLS

64

OTHER
CALLS

18%

OVERLAPPING
CALLS

10

MUTUAL AID
RECEIVED

0

MUTUAL AID
GIVEN

85

AMBULANCE
TRANSPORTS

5:19

AVG. RESPONSE
TIME (MIN)

1:22

AVG. TURNOUT
TIME (MIN)

416

TRAINING HOURS
COMPLETED

18

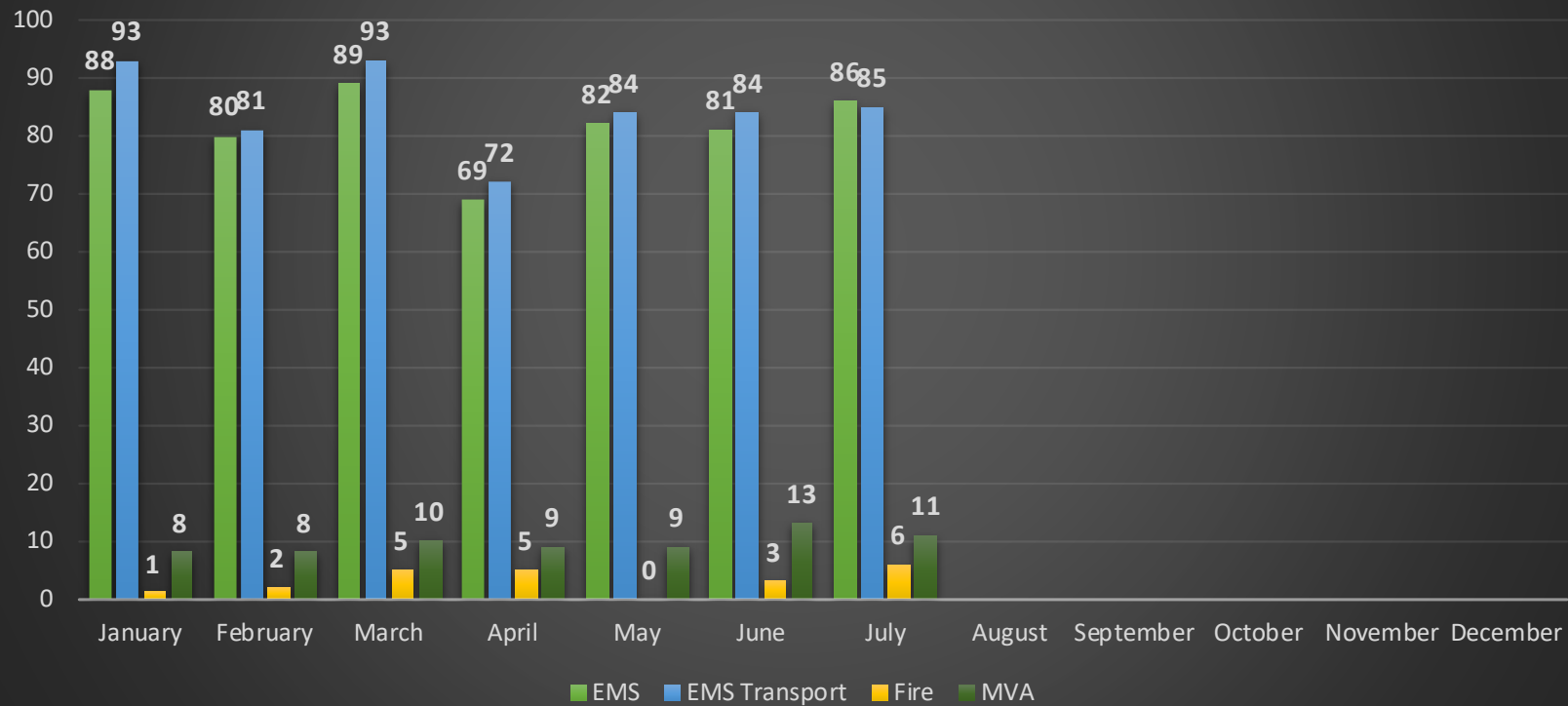
PUBLIC
RELATIONS

57

INSPECTIONS
COMPLETED

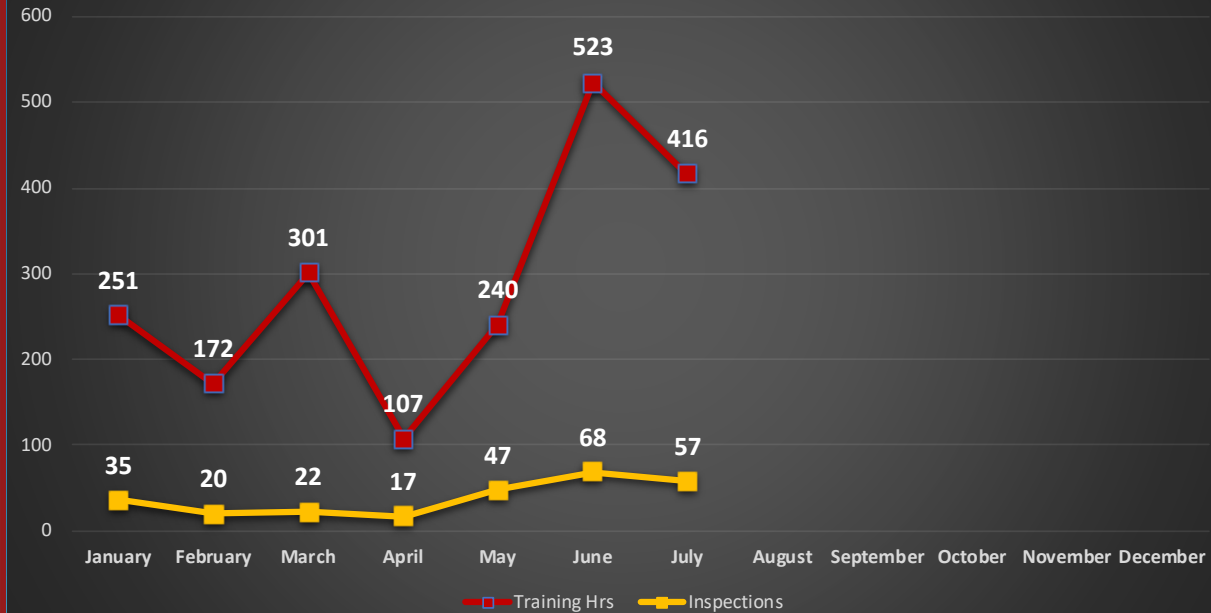
Department Report - Fire

Calls for Service - by Call Type

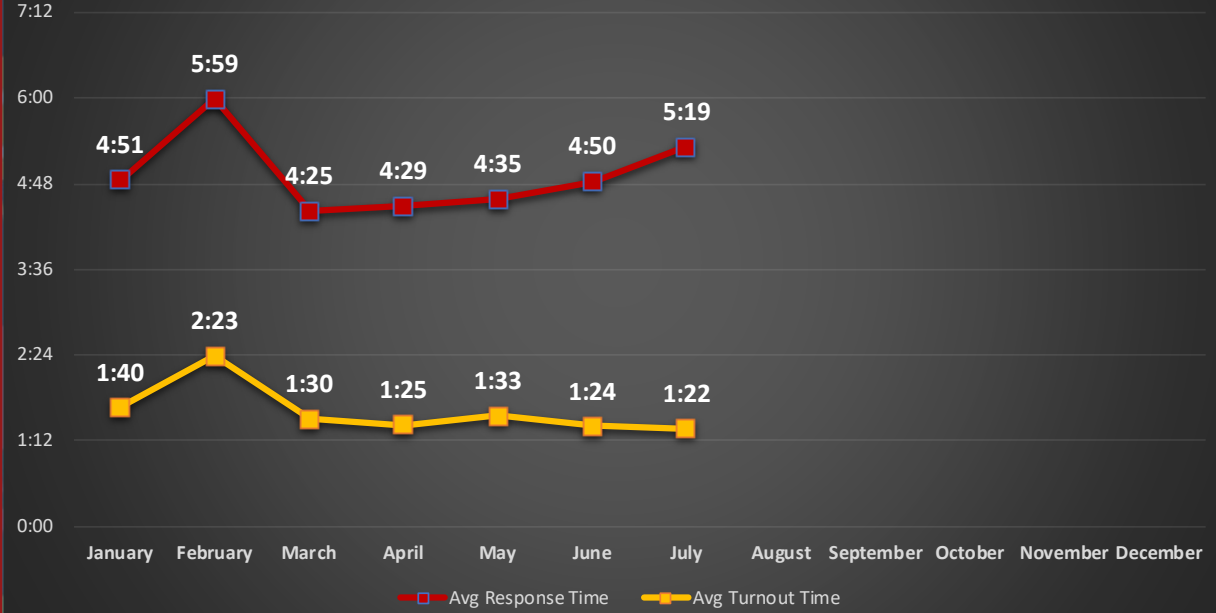


Department Report - Fire

Operational Focus Area Trends



Response Time Data



The logo for the City of Riverside, Missouri, is positioned in the upper left corner. It features the words "CITY OF" in a small, white, sans-serif font. Below this, the word "RIVERSIDE" is written in a large, bold, blue font with a white outline. Underneath "RIVERSIDE", the word "MISSOURI" is written in a smaller, blue, sans-serif font with a white outline. A stylized blue wave graphic curves around the bottom of the text.

CITY OF RIVERSIDE MISSOURI

Upstream from ordinary.



Department Report - Police



ACTIVITY REPORT: July 2023



417

COMMUNITY-GENERATED
CALLS FOR SERVICE

993

SELF-INITIATED CALLS
FOR SERVICE

911 CALLS TAKEN



21

CRIMINAL CITATIONS
ISSUED

248

REPORTS TAKEN

70

ARRESTS MADE



24

MOTOR VEHICLE
CRASHES

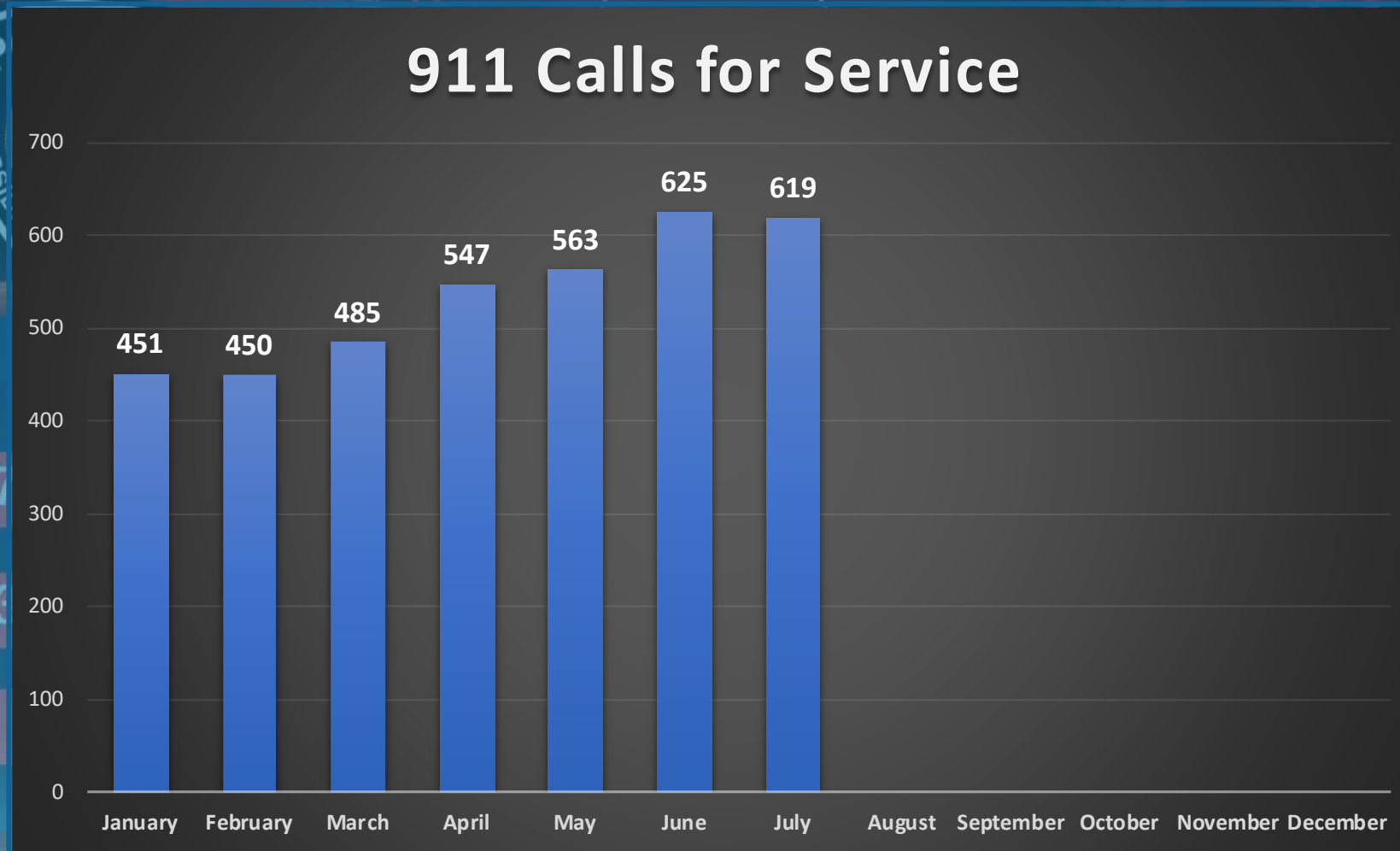
247

TRAFFIC CITATIONS
ISSUED

4

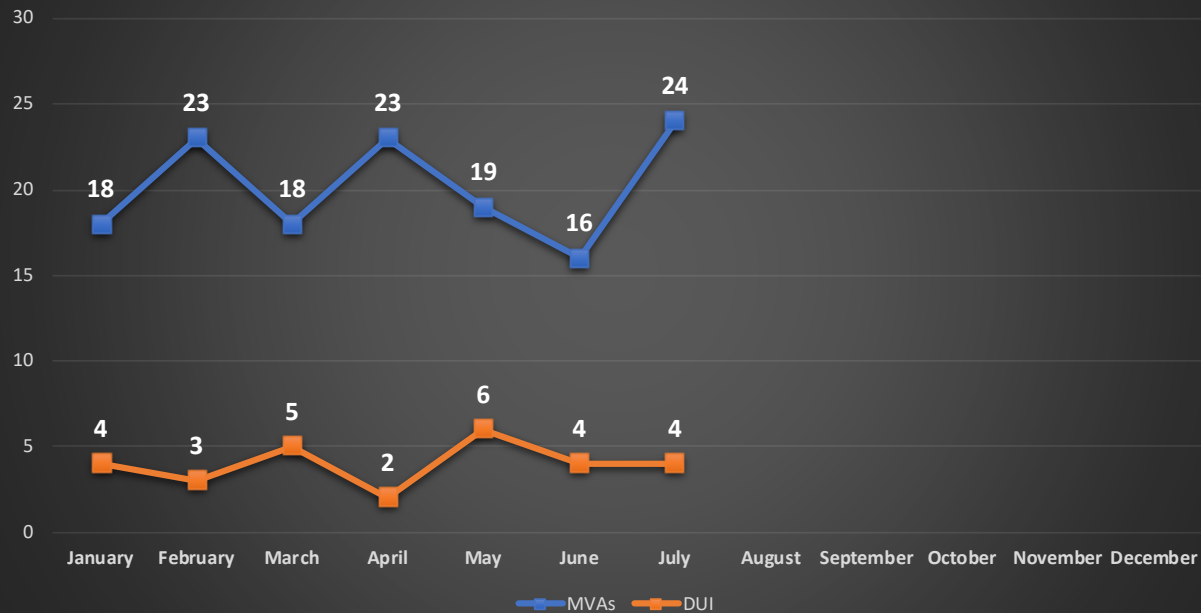
DRIVING WHILE
INTOXICATED

Department Report - Police

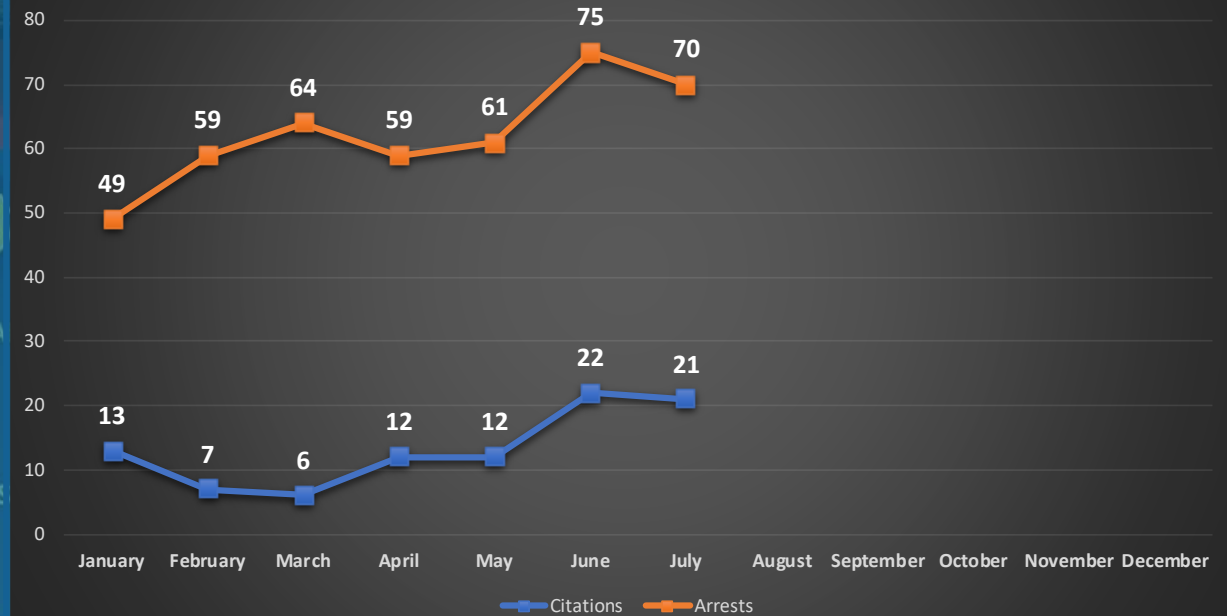


Department Report - Police

Traffic Enforcement Trend Data



Criminal Activity Response Data



The logo for the City of Riverside, Missouri, is positioned in the upper left corner. It features the words "CITY OF" in a small, white, sans-serif font. Below this, the word "RIVERSIDE" is written in a large, bold, blue font with a white outline. Underneath "RIVERSIDE", the word "MISSOURI" is written in a smaller, blue, sans-serif font with a white outline. A stylized blue wave graphic curves around the bottom of the text.

CITY OF RIVERSIDE MISSOURI

Upstream from ordinary.

