


**CITIZEN'S GUIDE TO LOCAL UNIT FINANCES - City of Southgate (82-2-270)**

**REVENUES**

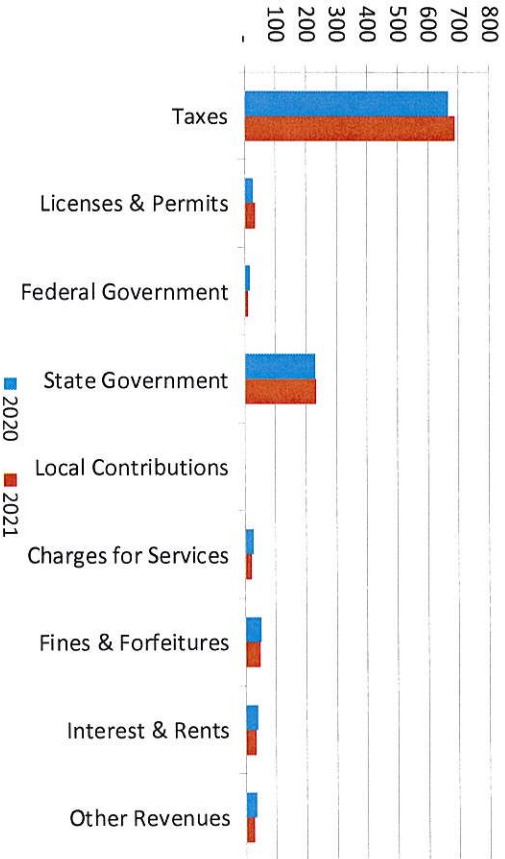
1. Where our money comes from (all governmental funds)



2. Compared to the prior year

	2020	2021	% change
Taxes	\$ 19,891,567	\$ 20,391,846	2.52%
Licenses & Permits	\$ 965,719	\$ 655,929	-32.08%
Federal Government	\$ 320,452	\$ 1,347,216	320.41%
State Government	\$ 6,722,817	\$ 6,976,120	3.77%
Local Contributions	\$ -	\$ -	N/A
Charges for Services	\$ 606,228	\$ 539,224	-11.05%
Fines & Forfeitures	\$ 1,385,136	\$ 862,128	-37.76%
Interest & Rents	\$ 984,885	\$ 617,063	-37.35%
Other Revenues	\$ 800,162	\$ 1,071,870	33.96%
<b>Total Revenues</b>	<b>\$ 31,676,966</b>	<b>\$ 32,461,396</b>	<b>2.48%</b>

3. Revenue sources per capita - compared to the prior year



4. Historical trends of individual sources



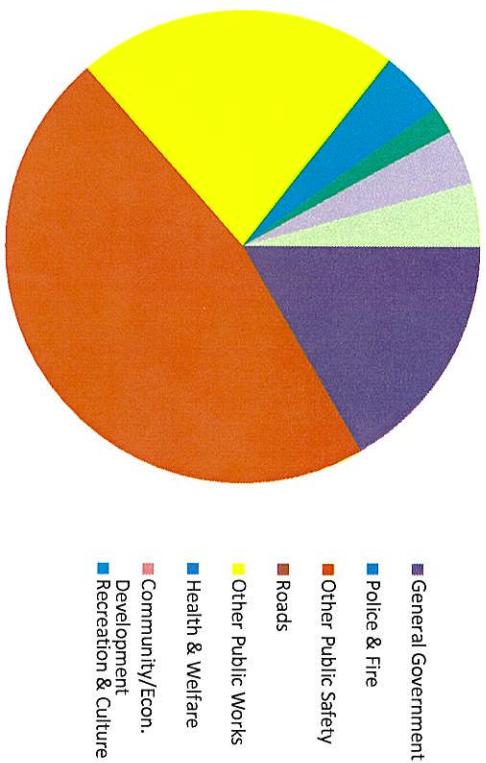
Commentary:

For more information on our unit's finances, contact David Anglieri at (734) 258-3017.

**CITIZEN'S GUIDE TO LOCAL UNIT FINANCES - City of Southgate (82-2-270)**

**EXPENDITURES**

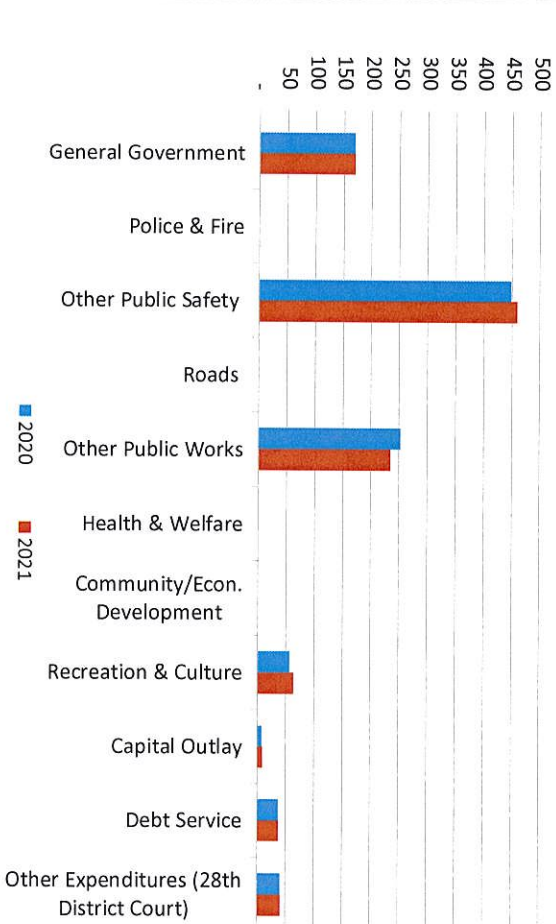
1. Where we spend our money (all governmental funds)



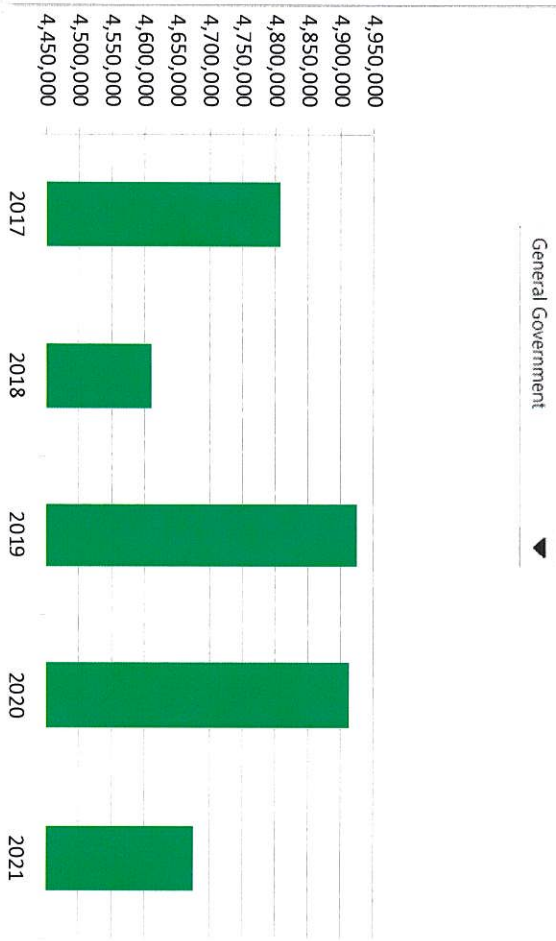
2. Compared to the prior year

	2020	2021	% change
General Government	\$ 4,913,033	\$ 4,675,574	-4.83%
Police & Fire	\$ -	\$ -	N/A
Other Public Safety	\$ 13,278,889	\$ 13,174,345	-0.79%
Roads	\$ -	\$ -	N/A
Other Public Works	\$ 6,774,921	\$ 6,176,698	-8.83%
Health & Welfare	\$ -	\$ -	N/A
Community/Econ. Development	\$ -	\$ -	N/A
Recreation & Culture	\$ 1,806,819	\$ 1,243,804	-31.16%
Capital Outlay	\$ 232,758	\$ 548,217	135.53%
Debt Service	\$ 1,055,010	\$ 1,063,260	0.78%
Other Expenditures (28th District Cou	\$ 1,168,411	\$ 1,224,981	4.84%
<b>Total Expenditures</b>	<b>\$ 29,229,841</b>	<b>\$ 28,106,879</b>	<b>-3.84%</b>

3. Spending per capita - compared to the prior year



4. Historical trends of individual departments:



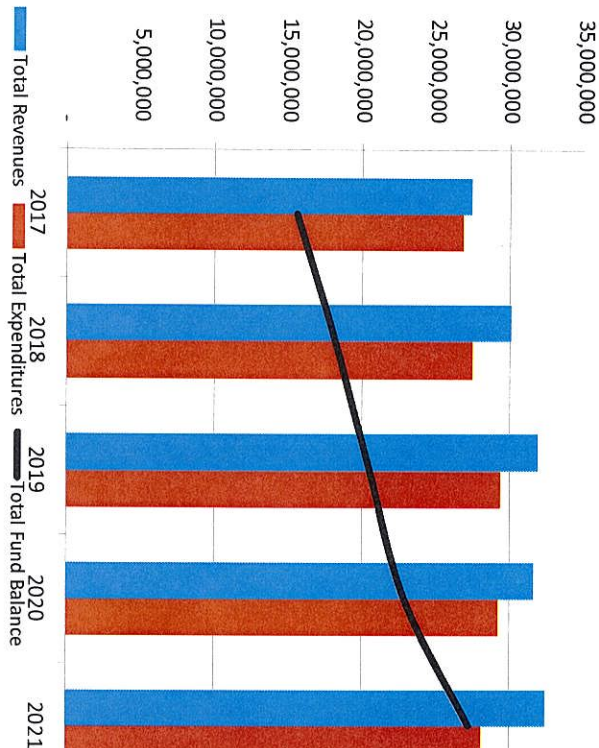
Commentary:

For more information on our unit's finances, contact David Angleri at (734) 258-3017.

**CITIZEN'S GUIDE TO LOCAL UNIT FINANCES - City of Southgate (82-2-270)**

**FINANCIAL POSITION**

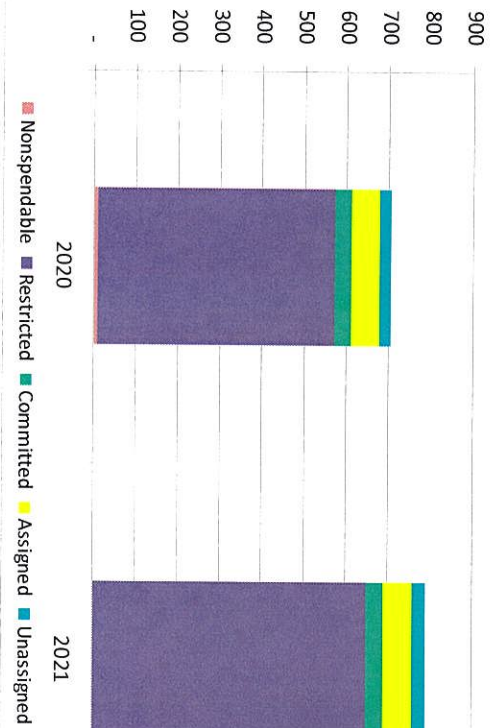
1. How have we managed our governmental fund resources (fund balance)?



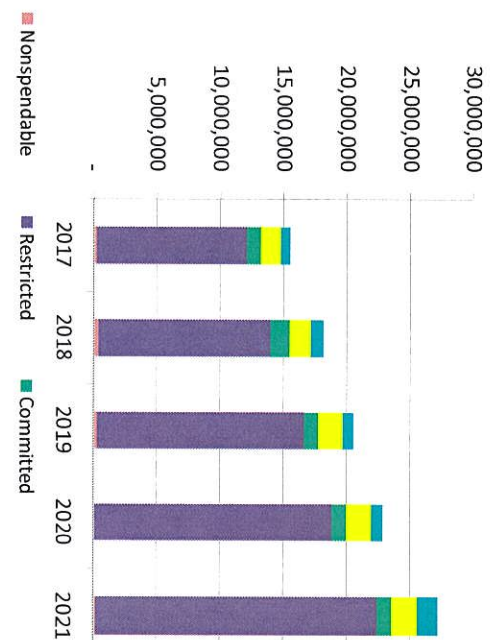
2. Compared to the prior year

	2020	2021	% change
Revenue	31,676,966	32,461,396	2.48%
Expenditures	29,229,841	28,106,879	-3.84%
Surplus (shortfall)	2,447,125	4,354,517	77.94%
Fund balance, by component:			
Nonspendable	276,038	9,416	-96.59%
Restricted	16,349,818	18,817,048	15.09%
Committed	1,141,318	1,159,683	1.61%
Assigned	1,943,072	1,978,767	1.84%
Unassigned	803,019	901,387	12.25%
total fund balance	20,513,265	22,866,301	11.47%

3. Fund balance per capita - compared to the prior year



4. Historical trends of individual components



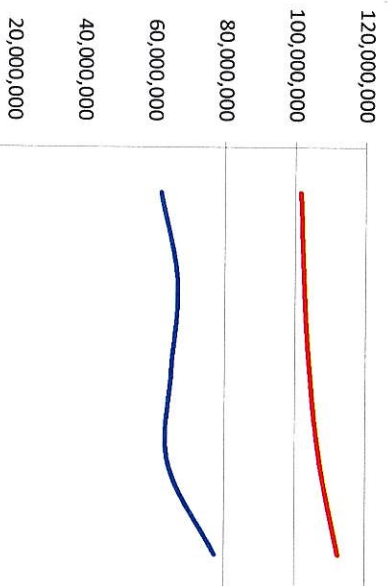
Commentary:

For more information on our unit's finances, contact David Anglieri at (734) 258-3017.

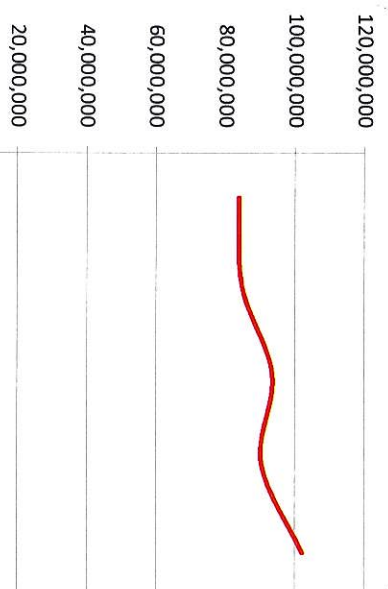
**CITIZEN'S GUIDE TO LOCAL UNIT FINANCES - City of Southgate (82-2-270)**

**OTHER LONG TERM OBLIGATIONS**

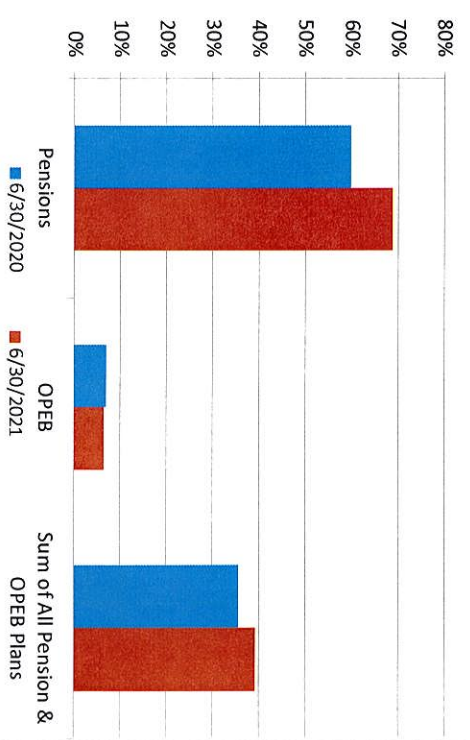
1. Pension funding status



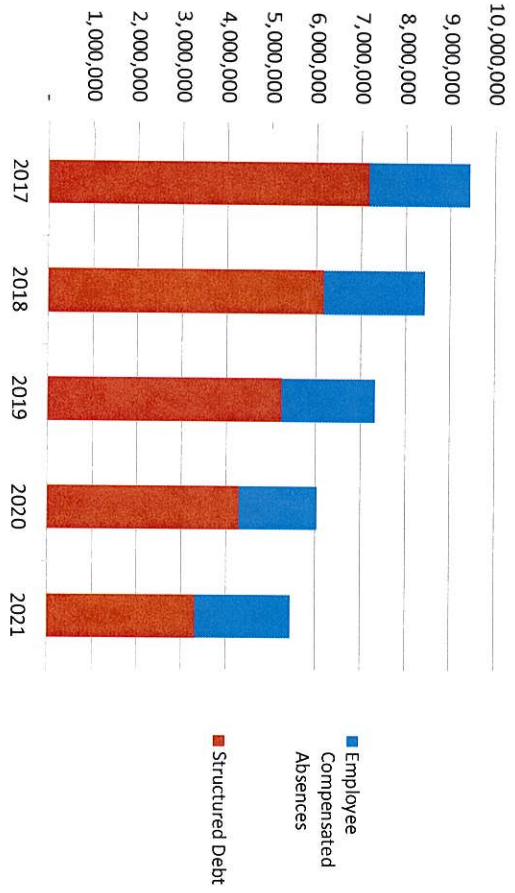
2. Retiree Health care funding status



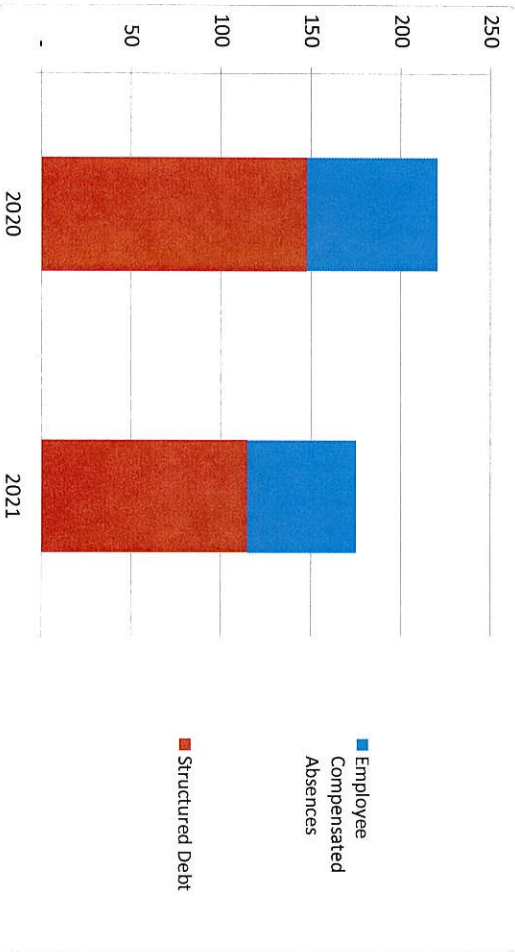
3. Percent funded - compared to the prior year



4. Long Term Debt obligations:



5. Debt & other long term obligations per capita - compared to the prior year



Commentary:

For more information on our unit's finances, contact David Angleri at (734) 258-3017.